



# ADAC GT Masters

## Results Free Practice 1



Provisional

Oschersleben, Length: 3696 m

Air temperature: 13.4°C

Track temperature: 15.6°C

Weather condition: Dry



Reg. Nr.: 115/2014

Friday 25.4.2014 08:00

started : 26      classified : 26      not classified : 0

	Drivers	Team	Car	Lap	Best Time	Gap	Diff	Kph	Day Time
1	10 K.van der Linde/R.Rast	Prosperia C. Abt Racing	Audi R8 LMS ultra	5	<b>1:27.390</b>			152,3	8:44:51
2	20 M.Sandritter/J.Klingmann	PIXUM Team Schubert	BMW Z4 GT3	12	<b>1:27.727</b>	0.337	0.337	151,7	8:54:55
3	8 R.Renauer/N.Siedler	TONINO Team Herberth	Porsche 911 GT3 R	6	<b>1:27.738</b>	0.348	0.011	151,7	9:22:57
4	19 C.Hürtgen/D.Baumann	PIXUM Team Schubert	BMW Z4 GT3	9	<b>1:27.760</b>	0.370	0.022	151,6	8:46:25
5	26 M.Götz/M.Buhk	H.T.P. Motorsport	Mercedes-Benz SLS AMG GT3	8	<b>1:28.023</b>	0.633	0.263	151,2	8:55:30
6	3 J.van Laagen/C.Engelhart	GW-IT Racing Team	Porsche 911 GT3 R	20	<b>1:28.038</b>	0.648	0.015	151,1	9:19:02
7	11 P.Hamprecht/N.Thiim	Prosperia C. Abt Racing	Audi R8 LMS ultra	19	<b>1:28.059</b>	0.669	0.021	151,1	9:06:57
8	2 P.Assenheimer/D.Alessi	Callaway Competition	Corvette Z06.R GT3	18	<b>1:28.140</b>	0.750	0.081	151,0	9:10:05
9	25 M.Hayek(*G*)/P.Kox	Blancpain Racing	Lamborghini Gallardo FL2	10	<b>1:28.195</b>	0.805	0.055	150,9	9:01:44
10	16 R.Frey/P.Geipel	YACO Racing	Audi R8 LMS ultra	8	<b>1:28.245</b>	0.855	0.050	150,8	8:46:15
11	21 L.Ludwig/A.Day	BKK Mobil Oil Zakspeed	Mercedes-Benz SLS AMG GT3	7	<b>1:28.266</b>	0.876	0.021	150,7	8:47:20
12	12 S.Wackerbauer/M.Winkelhock	Prosperia C. Abt Racing	Audi R8 LMS ultra	8	<b>1:28.371</b>	0.981	0.105	150,6	8:51:07
13	1 D.Keilwitz/O.Gavin	Callaway Competition	Corvette Z06.R GT3	5	<b>1:28.428</b>	1.038	0.057	150,5	8:45:24
14	6 S.Asch/P.Frommenwiler	Farnbacher Racing	Porsche 911 GT3 R	9	<b>1:28.454</b>	1.064	0.026	150,4	8:56:33
15	100 D.Dobitsch/F.Stoll	kfzteile24 APR Motorsport	Audi R8 LMS ultra	27	<b>1:28.624</b>	1.234	0.170	150,1	9:30:30
16	5 M.Farnbacher/N.Morcom	Farnbacher Racing	Porsche 911 GT3 R	13	<b>1:28.651</b>	1.261	0.027	150,1	8:54:33
17	24 A.von Turn und Taxis/T.Enge	Reiter Engineering	SaReNi Camaro GT3	8	<b>1:28.716</b>	1.326	0.065	150,0	8:46:55
18	13 D.Jahn/S.Barth	RWT RACING Team	Corvette Z06.R GT3	7	<b>1:28.884</b>	1.494	0.168	149,7	8:41:17
19	18 T.Seiler(*G*)/J.Bleekemolen	Callaway Competition	Corvette Z06.R GT3	14	<b>1:28.885</b>	1.495	0.001	149,7	9:29:45
20	27 H.Frentzen/L.Stolz	H.T.P. Motorsport	Mercedes-Benz SLS AMG GT3	7	<b>1:28.904</b>	1.514	0.019	149,7	8:51:22
21	23 J.Seyffarth/M.Engel	ROWE RACING	Mercedes-Benz SLS AMG GT3	12	<b>1:28.934</b>	1.544	0.030	149,6	9:06:47
22	9 D.Jöst(*G*)/F.Scholze(*G*)	TONINO Team Herberth	Porsche 911 GT3 R	4	<b>1:28.955</b>	1.565	0.021	149,6	8:47:22
23	7 A.Renauer/H.Handlos(*G*)	TONINO Team Herberth	Porsche 911 GT3 R	17	<b>1:29.008</b>	1.618	0.053	149,5	9:13:02
24	17 R.Lips(*G*)/L.Marionek	Callaway Competition	Corvette Z06.R GT3	27	<b>1:29.371</b>	1.981	0.363	148,9	9:23:51
25	4 A.Wossos(*G*)/W.Nathan	GW-IT Racing Team	Porsche 911 GT3 R	24	<b>1:29.839</b>	2.449	0.468	148,1	9:25:19
26	14 F.Spengler/R.Sharp	MRS GT-Racing	McLaren MP4-12C GT3	12	<b>1:30.252</b>	2.862	0.413	147,4	9:00:42

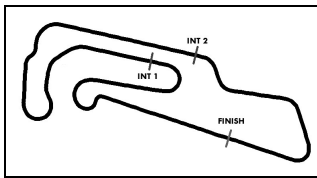
(\*G\*) marks the gentlemen driver

**Subject to final scrutineering!**

Publications Time:

Clerk of the course:

Time Keeping:



# ADAC GT Masters

## Lap analysis Free Practice 1



Provisional

Oschersleben, Length: 3696 m

Air temperature: 13.4°C

Track temperature: 15.6°C

Weather condition: Dry



Reg. Nr.: 115/2014

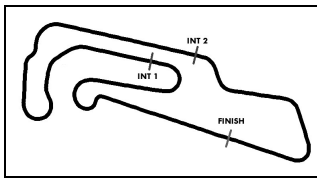
Friday 25.4.2014 08:00

Lap	Time	SE1	SP1	SE2	SP2	SE3	SP3	TSP	Lap	Time	SE1	SP1	SE2	SP2	SE3	SP3	TSP
<b>1</b>	Daniel Keilwitz, DEU/ Oliver Gavin, GBR								<b>theoretical besttime: 1:28.140</b>								
1	9:07.966				140	30.281	162		13	1:29.019	33.650	188	30.223	230	25.146	198	242
2	1:47.880	39.979	155	40.919	188	26.982	201	195	14	1:29.194	33.443	190	30.594	225	25.157	200	
3	1:30.380	34.205	189	30.433	229	25.742	200	241	15	1:28.772	33.477	190	30.211	230	25.084	200	
4	1:29.239	33.581	189	30.591	227	25.067	201	242	16	1:47.728	33.510	190	31.219	227	42.999		
5	<b>1:28.428</b>	33.441	189	29.825	228	25.162	199		17	9:51.690	8:51.534	185	32.962	215	27.194	197	
6	1:45.102	33.485	191	<b>29.803</b>	228	41.814		240	18	1:32.017	34.944	186	31.229	227	25.844	198	240
7	3:30.060	2:34.871	189	29.942	228	25.247	<b>202</b>		19	1:29.589	34.099		30.202	228	25.288	200	
8	1:28.631	33.359	190	30.269	228	<b>25.003</b>	200	<b>244</b>	20	1:28.663	33.462	190	30.065	229	25.136	199	240
9	1:44.981	<b>33.334</b>	190	29.923	<b>230</b>	41.724		242	21	1:28.803	33.514	<b>191</b>	30.067	225	25.222	199	
10	6:37.582	5:40.709		30.959	227	25.914	198		22	1:28.552	33.482	184	30.028	227	25.042	199	
11	1:29.372	33.779	189	30.283	229	25.310	200	241	23	1:29.185	33.751	191	30.227	228	25.207	199	
12	1:29.218	33.516	190	30.361	225	25.341	199		24	1:55.728	39.169	168	32.891	220	43.668		

<b>2</b>	Patrick Assenheimer, DEU/ Diego Alessi, ITA								<b>theoretical besttime: 1:28.075</b>								
1	2:27.987	1:17.841	139	39.833	191	30.313	195		15	1:40.083	33.455	191	30.021	<b>229</b>	36.607		
2	1:37.171	36.989	186	32.647	214	27.535	199	233	16	4:29.372	3:33.320	187	30.584	<b>228</b>	25.468	202	
3	1:33.292	35.551	187	31.329	224	26.412	201		17	1:28.501	33.425	190	30.052	229	25.024	201	
4	1:30.817	34.574	185	30.496	227	25.747	201	241	<b>18</b>	<b>1:28.140</b>	<b>33.249</b>	<b>193</b>	<b>29.959</b>	229	24.932	202	
5	1:31.254	34.110	191	31.236	220	25.908	201		19	1:36.480	33.500	191	30.198	228	32.782		242
6	1:30.118	33.944	190	30.549	227	25.625	<b>203</b>		20	6:56.611	5:55.863	188	31.396	203	29.352	201	
7	1:48.694	34.238	190	30.474	227	43.982		243	21	1:28.929	33.631	191	30.145	229	25.153	202	
8	5:28.249	4:31.306	187	31.017	225	25.926	201		22	1:28.355	33.303	192	30.185	229	<b>24.867</b>	202	
9	1:29.041	33.591	190	30.072	228	25.378	202	242	23	1:35.991	33.724	191	30.392	228	31.875		
10	1:49.777	35.129	188	30.762	225	43.886		<b>243</b>	24	3:18.133	2:17.380		34.130	190	26.623	200	
11	5:45.083	4:45.464	154	33.055	224	26.564	203		25	1:30.173	34.175	190	30.343	227	25.655	202	
12	1:30.117	34.019	190	30.695	228	25.403	201		26	1:29.989	34.146	190	30.358	226	25.485	200	
13	1:29.092	33.757	191	30.088	229	25.247	200	241	27	1:29.548	33.984	192	30.176	228	25.388	201	
14	1:28.650	33.470	192	30.018	229	25.162	202										

<b>3</b>	Jaap van Laagen, NLD/ Christian Engelhart, DEU								<b>theoretical besttime: 1:27.639</b>								
1	7:04.146	5:53.782	110	39.260	159	31.104	157		13	1:28.155	33.439	187	30.050	<b>222</b>	<b>24.666</b>	195	<b>236</b>
2	1:48.853	42.654	118	37.211	155	28.988	189	165	14	1:48.278		-		196	43.706		236
3	1:57.297	38.042	173	35.939	200	43.316		175	15	3:32.475	2:35.555	183	31.148	220	25.772	196	
4	6:26.045	5:18.770	72	41.106	183	26.169	195		16	1:29.127	33.870	186	30.144	220	25.113	195	235
5	1:28.721	33.698	185	30.093	221	24.930	196	232	17	1:28.998	33.591	187	30.290	221	25.117	195	235
6	1:28.362	33.542	185	29.749	222	25.071	195	235	18	1:28.548	33.420	187	30.095	220	25.033	195	235
7	1:34.165	34.441	177	32.005	142	27.719	196	235	19	1:28.097	33.333	187	29.868	221	24.896	195	235
8	1:28.150	33.423	185	29.863	221	24.864	195	234	<b>20</b>	<b>1:28.038</b>	33.433	186	<b>29.640</b>	222	24.965	195	236
9	1:47.020	33.467	187	30.863	220	42.690		235	21	1:31.206	34.934	187	30.476	<b>222</b>	25.796	196	236
10	6:49.755	5:47.473	137	35.666	171	26.616	196		22	1:29.883	33.802	187	30.490	221	25.591	<b>197</b>	235
11	1:28.062	33.414	186	29.790	<b>222</b>	24.858	195	235	23	1:28.161	33.446	<b>187</b>	29.813	221	24.902	194	236
12	1:30.435	33.395	186	31.598	221	25.442	196	235	24	1:48.291		-		221	44.098		235

<b>4</b>	Antonios Wossos, GRC/ Wolf Nathan, NLD								<b>theoretical besttime: 1:29.518</b>								
1	5:45.335	4:35.932	144	39.153	205	30.250	191		15	1:34.171	34.840		33.116	219	26.215	194	234
2	1:57.555	36.927		33.696	217	46.932		232	16	1:31.986	34.396	185	31.331	217	26.259	193	234
3	3:09.533	2:05.462	152	36.582	214	27.489	194		17	1:31.594	34.584	185	31.058	222	25.952	193	235
4	1:34.384	35.326	183	31.638	211	27.420	194	231	18	1:47.174	34.281	184	30.916	223	41.977		235
5	1:33.012	34.629	168	32.324	218	26.059	195	234	19	4:44.661	3:46.746	184	31.790	219	26.125	193	
6	1:31.162	34.362	185	30.973	221	25.827	195	234	20	1:31.209	34.516	185	31.051	222	25.642	195	235
7	1:30.500	34.112	186	30.833	218	25.555	<b>196</b>	236	21	1:30.486	34.249	184	30.799	221	25.438	192	237
8	1:30.050	33.809	184	30.737	219	25.504	195	<b>237</b>	22	1:30.834	34.016	187	30.789	203	26.029	194	235
9	1:29.972	33.985		30.530	220	25.457	196	236	23	1:29.985	33.983	184	<b>30.493</b>	221	25.509	194	236
10	1:30.139	33.832	184	30.676	221	25.631	194	234	<b>24</b>	<b>1:29.839</b>	33.951	184	30.590	222	25.298	192	236
11	1:49.633	<b>33.772</b>	185	31.471	218	44.390		235	25	1:30.238	34.431	185	30.554	221	<b>25.253</b>	195	235
12	10:07.239	9:07.226	175	33.129	217	26.884	189		26	1:31.042	34.085	184	31.038	222	25.919	194	237
13	1:35.526	36.819	185	32.159	220	26.548	193	210	27	1:30.763	34.327	187	30.731	220	25.705	191	236
14	1:33.334	35.341	184	31.584	220	26.409	192	234	28	1:49.062	33.927	<b>188</b>	30.609	<b>223</b>	44.526		234



# ADAC GT Masters

## Lap analysis Free Practice 1



Provisional

Oschersleben, Length: 3696 m

Air temperature: 13.4°C

Track temperature: 15.6°C

Weather condition: Dry

**DMSB** Reg. Nr.: 115/2014  
Deutscher Motor Sport Bund e.V.

Friday 25.4.2014 08:00

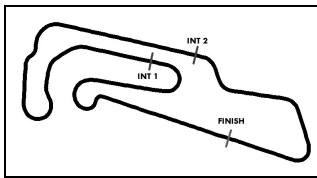
Lap	Time	SE1	SP1	SE2	SP2	SE3	SP3	TSP	Lap	Time	SE1	SP1	SE2	SP2	SE3	SP3	TSP
<b>5 Mario Farnbacher, DEU/ Nathan Morcom, AUS</b>									<b>theoretical besttime: 1:28.515</b>								
1	2:39.963	1:14.536	150	39.671	173	45.756			18	1:33.013	35.263	175	31.824	223	25.926	197	238
2	2:15.126	54.532	180	35.061	190	45.533			19	2:36.898	34.466	188	1:15.523	188	46.909		238
3	1:53.058	55.258	163	31.855	220	25.945	196		20	4:10.030	3:09.117	162	34.193	221	26.720	196	
4	1:39.056	42.314	185	31.228	222	25.514	197	237	21	1:34.717	35.561	186	32.386	211	26.770	196	238
5	1:29.876	33.735	188	30.739	224	25.402	<b>198</b>	238	22	1:33.819	35.040	187	32.394	221	26.385	196	238
6	1:29.577	33.680	188	30.401	<b>225</b>	25.496	196	<b>240</b>	23	1:33.716	35.675	178	32.132	223	25.909	196	238
7	1:29.805	33.952	187	30.363	224	25.490	196	238	24	1:33.109	34.639	185	31.690	181	26.780	196	238
8	1:46.958	33.864	<b>189</b>	30.312	224	42.782		238	25	1:33.173	34.860	186	31.497	197	26.816	196	239
9	3:54.060	2:58.468	187	30.444	224	25.148	196		26	1:32.754	35.243	187	31.748	222	25.763	197	239
10	1:29.072	33.707	187	30.321	223	25.044	197	238	27	1:31.338	34.449	187	31.249	223	25.640	197	238
11	1:29.506	33.643		30.892	223	<b>24.971</b>	197	238	28	1:33.412	34.469	187	32.842	221	26.101	196	238
12	1:28.662	33.506	188	<b>30.044</b>	223	25.112	196	238	29	1:31.871	34.834	186	31.296	223	25.741	197	237
13	<b>1:28.651</b>	<b>33.500</b>	188	30.135	224	25.016	197	237	30	1:32.737	34.512	187	31.394	223	26.831	197	238
14	1:36.932	33.706	188	30.494	220	32.732		238	31	1:31.876	34.632	188	31.374	224	25.870	197	239
15	5:10.545	4:09.440	170	34.158	212	26.947	196		32	1:31.456	34.444	189	31.376	224	25.636	198	239
16	1:33.772	35.466	185	31.994	222	26.312	197	238									
17	1:31.789				223	25.783	197	238									

<b>6 Sebastian Asch, DEU/ Philipp Frommenwiler, CHE</b>									<b>theoretical besttime: 1:28.181</b>								
1	2:48.230	1:15.429	118	42.540	172	50.261			13	1:48.615	33.960	182	30.719	220	43.936		237
2	2:26.713	1:00.804	128	38.919	174	46.990			14	4:02.036	3:03.332	182	32.388	221	26.316	195	
3	6:56.615	5:57.570	183	32.955	220	26.090	196		15	1:31.063	34.383	184	31.090	222	25.590	196	237
4	1:29.278	33.766	187	30.385	222	25.127	196	235	16	1:29.378	33.664	187	30.447	222	25.267	196	238
5	1:33.860	35.393	186	30.412	197	28.055	196	235	17	1:30.265	34.196	187	30.433	223	25.636	<b>197</b>	<b>238</b>
6	1:28.821	33.488	188	<b>29.984</b>	224	25.349	196	237	18	1:47.866	33.723	188	30.983	223	43.160		238
7	1:43.154	33.432	187	30.288	224	39.434		237	19	4:21.732	3:22.977		32.169	201	26.586	195	
8	6:38.735	5:43.411	187	30.394	223	<b>24.930</b>	196		20	1:29.885	34.112	187	30.435	223	25.338	196	237
9	<b>1:28.454</b>	33.358	187	30.101	223	24.995	194	236	21	1:28.990	33.516	187	30.201	223	25.273	197	237
10	1:46.354	33.714	188	30.173	<b>224</b>	42.467		236	22	1:32.704	34.886	186	32.064	221	25.754	192	237
11	5:31.394	4:34.272	186	30.101	223	27.021	197		23	1:48.702	34.301	<b>188</b>	31.016	223	43.385		236
12	1:28.538	<b>33.267</b>	187	30.335	223	24.936	195	237									

<b>7 Alfred Renauer, DEU/ Herbert Handlos, AUT</b>									<b>theoretical besttime: 1:28.734</b>								
1	6:42.768	5:28.080	131	42.145	155	32.543	173		11	1:30.775	34.112	178	31.304	226	25.359	197	239
2	1:40.304	38.723	176	34.753	210	26.828	194	186	12	1:29.992	34.015	188	30.527	224	25.450	198	238
3	1:32.816	35.375		31.642	211	25.799	198	234	13	1:46.144	33.845	189	32.172	214	40.127		239
4	1:29.776	34.049	189	30.491	<b>227</b>	25.236	<b>199</b>	229	14	6:44.659	5:47.038	184	31.667	223	25.954	196	
5	1:29.290	<b>33.390</b>	<b>190</b>	30.476	224	25.424	199	240	15	1:30.079	34.067	188	30.462	224	25.550	198	237
6	1:29.816	33.874	190	30.501	225	25.441	198	240	16	1:29.482	33.620	190	30.375	224	25.487	198	239
7	1:43.054	33.548	189	30.682	227	38.824		239	<b>17</b>	<b>1:29.008</b>	33.664	190	<b>30.299</b>	223	<b>25.045</b>	198	<b>241</b>
8	7:55.160	6:58.289	183	31.113	198	25.758	198		18	1:48.079	34.096	188	31.781	221	42.202		239
9	1:29.535	33.932		30.398	225	25.205	199	239	19	6:23.502	5:23.407	186	33.358	148	26.737	198	
10	1:29.821	34.013	185	30.302	226	25.506	196	238	20	1:48.245	33.983	190	33.478	117	40.784		238

<b>8 Robert Renauer, DEU/ Norbert Siedler, AUT</b>									<b>theoretical besttime: 1:27.642</b>								
1	45:09.168	44:00.204	140	38.560	153	30.404	175		5	1:28.075	33.672	<b>188</b>	29.789	<b>224</b>	<b>24.614</b>	<b>197</b>	231
2	1:47.835	44.087	124	36.309	216	27.439	192	186	<b>6</b>	<b>1:27.738</b>	33.399	188	<b>29.629</b>	224	24.710	197	238
3	1:36.216	36.164	186	30.821	214	29.231	197	227	7	1:51.055	35.294	181	31.397	220	44.364		<b>238</b>
4	1:28.361	33.720	187	29.937	224	24.704	<b>197</b>	237									

<b>9 Dominik Jöst, DEU/ Florian Scholze, DEU</b>									<b>theoretical besttime: 1:28.529</b>								
1	12:45.815	11:38.660	170	38.125	180	29.030	189		13	1:30.159	33.612	187	30.820	224	25.727	197	239
2	1:36.765	36.768	183	32.682	218	27.315	193	204	14	1:30.859	34.473	184	30.818	223	25.568	194	239
3	1:30.404	34.322	183	30.639	223	25.443	196	236	15	1:50.177	34.797	187	31.015	<b>225</b>	44.365		233
4	<b>1:28.955</b>	33.448	188	<b>30.052</b>	224	25.455	195	238	16	7:23.621	6:25.107	184	32.221	221	26.293	196	
5	1:29.123	33.543	188	30.345	223	25.235	195	238	17	1:33.935				203	26.297	198	237
6	1:31.665	36.089	187	30.316	223	25.260	195	238	18	1:30.207	33.718	188	30.949	225	25.540	198	<b>240</b>
7	1:29.042	<b>33.396</b>	188	30.408	224	25.238	196	237	19	1:30.873	34.087		30.940	224	25.846	198	240



# ADAC GT Masters

## Lap analysis Free Practice 1



Provisional

Oschersleben, Length: 3696 m

Air temperature: 13.4°C

Track temperature: 15.6°C

Weather condition: Dry



Reg. Nr.: 115/2014

Friday 25.4.2014 08:00

Lap	Time	SE1	SP1	SE2	SP2	SE3	SP3	TSP	Lap	Time	SE1	SP1	SE2	SP2	SE3	SP3	TSP
8	1:47.564	33.564	187	30.877	223	43.123		238	20	1:30.560	34.023	189	30.863	225	25.674	198	240
9	4:49.077	3:52.835	182	30.948	223	25.294	195		21	1:30.148	33.840	189	30.915	224	25.393	198	240
10	1:29.480	33.972	188	30.197	223	25.311	195	236	22	1:30.049	33.824	189	30.800	224	25.425	<b>199</b>	240
11	1:29.283	33.731	188	30.471	222	<b>25.081</b>	196	238	23	1:30.599	33.910	<b>190</b>	30.875	224	25.814	198	240
12	1:29.528	33.593	188	30.565	224	25.370	196	238	24	1:49.364	34.288	189	31.469	224	43.607		240

### 10 Kelvin van der Linde, ZAF/ Rene Rast, DEU

theoretical besttime: 1:27.214

1	8:45.189	7:31.222	88	43.200	95	30.767	135		11	1:28.478	33.463	186	29.934	219	25.081	195	233
2	1:41.064	40.615	181	33.974	175	26.475	<b>195</b>	155	12	1:56.474	33.487	185	44.597	197	38.390		233
3	1:29.646	34.001	185	30.677	220	24.968	194	233	13	17:21.116	16:21.974	181	33.097	216	26.045	194	
4	1:28.100	33.387	186	29.817	220	24.896	194	233	14	1:30.081	33.978	185	30.656	220	25.447	193	232
5	<b>1:27.390</b>	33.186	<b>187</b>	<b>29.605</b>	<b>221</b>	<b>24.599</b>	195	234	15	1:29.464	33.937	186	30.226	<b>221</b>	25.301	194	233
6	1:27.557	<b>33.010</b>	186	29.881	<b>221</b>	24.666	<b>195</b>	234	16	1:30.964	33.905	187	31.603	218	25.456	193	234
7	1:27.822	33.163	185	29.914	<b>221</b>	24.745	195	<b>235</b>	17	1:28.954				220	25.194	194	233
8	1:47.373	33.479	185	30.048	220	43.846		234	18	1:39.411	34.328	186	30.725	219	34.358		233
9	2:41.333	1:44.366	182	31.474	220	25.493	194		19	4:38.600	3:22.050	185	31.546	219	45.004		
10	1:28.423	33.532	185	29.849	220	25.042	194	233									

### 11 Philip Hamprecht, DEU/ Nicki Thiim, DNK

theoretical besttime: 1:27.932

1	2:01.589	51.933	152	38.876	186	30.780	185		17	5:33.707	4:35.356	181	30.553	207	27.798	194	
2	1:41.148	39.411	178	33.820	216	27.917	190	191	18	1:28.647	33.589	184	30.009	218	25.049	193	232
3	1:41.151	38.499	178	34.879	208	27.773	194	216	<b>19</b>	<b>1:28.059</b>	33.345	185	29.908	219	<b>24.806</b>	194	232
4	1:30.165	34.321	185	30.410	219	25.434	194	233	20	1:28.132	33.451	183	<b>29.819</b>	220	24.862	194	232
5	1:29.540	33.994	184	30.269	219	25.277	194	233	21	1:28.342	33.450	<b>185</b>	29.981	219	24.911	194	232
6	1:30.100	33.954	185	30.899	219	25.247	194	<b>234</b>	22	1:28.172	33.307	184	29.904	220	24.961	<b>194</b>	233
7	1:47.650	33.689	184	30.233	220	43.728		233	23	1:46.333	33.528	184	29.923	220	42.882		233
8	2:50.757	1:50.709	182	33.067	218	26.981	189		24	2:47.175	1:49.156	184	32.494	219	25.525	194	
9	1:33.301	36.628	183	30.886	219	25.787	191	230	25	1:30.547	34.648	184	30.511	220	25.388	189	233
10	1:30.073	34.334	185	30.493	220	25.246	193	232	26	1:29.643	34.135	185	30.256	218	25.252	193	231
11	1:29.558	33.843	184	30.596	219	25.119	194	233	27	1:31.043	33.919	185	30.642	219	26.482	150	232
12	1:29.836	34.076	183	30.509	<b>220</b>	25.251	193	233	28	2:03.428	41.889	167	35.949	188	45.590		162
13	1:29.037	33.651	184	30.211	220	25.175	193	233	29	3:47.907	2:50.726	182	31.193	218	25.988	192	
14	1:29.177	33.527	<b>185</b>	30.326	219	25.324	192	232	30	1:47.624	34.117	183	30.355	218	43.152		231
15	1:47.436	33.833	185	30.417	219	43.186		232	31	2:36.059	1:39.904	183	30.719	217	25.436	194	
16	3:06.666	1:48.366	177	33.344	217	44.956											

### 12 Stefan Wackerbauer, DEU/ Markus Winkelhock, DEU

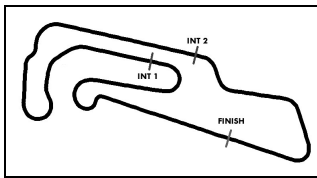
theoretical besttime: 1:28.105

1	8:36.524	7:11.381	170	36.692	181	48.451			14	1:29.844	34.173	185	30.188	219	25.483	194	232
2	3:22.482	2:25.028	180	31.740	218	25.714	193		15	1:29.837				219	25.311	193	233
3	1:32.432	34.792	161	31.069	220	26.571	195	232	16	1:29.286	33.823	186	30.111	220	25.352	194	232
4	1:39.411	43.745	183	30.690	219	24.976	194	234	17	1:42.034	35.112	134	31.259	219	35.663		232
5	1:28.722	33.757	185	30.091	220	24.874	193	232	18	3:02.877	2:04.778	131	32.649	219	25.450	193	
6	1:30.582	34.842	185	30.844	<b>221</b>	24.896	193	233	19	1:28.926	33.924	186	30.113	219	24.889	193	232
7	1:28.509	33.591	186	<b>29.890</b>	221	25.028	193	233	20	1:28.462	33.557	186	30.058	220	24.847	193	233
8	<b>1:28.371</b>	33.464	186	29.956	220	24.951	193	233	21	1:29.238	33.690	186	30.013	<b>221</b>	25.535	177	233
9	1:47.651	<b>33.454</b>	186	30.023	221	44.174		233	22	1:33.213	36.754	186	30.507	197	25.952	<b>196</b>	187
10	13:35.117	12:28.172	152	37.396	137	29.549	192		23	1:28.841	33.745	<b>187</b>	30.138	220	24.958	193	<b>234</b>
11	1:32.070	34.968	184	31.310	218	25.792	193	232	24	1:28.473	33.633	186	30.079	219	<b>24.761</b>	194	233
12	1:32.524	35.067	185	31.650	218	25.807	192	232	25	1:28.696	33.519	187	29.939	219	25.238	181	233
13	1:31.838	34.758	184	31.528	218	25.552	194	231									

### 13 David Jahn, DEU/ Sven Barth, DEU

theoretical besttime: 1:28.783

1	2:14.790	1:09.022	165	37.105	202	28.663	195		18	1:31.572	33.692	188	32.002	226	25.878	200	241
2	1:34.646	35.776	186	32.265	222	26.605	198	237	19	1:30.137	33.673	191	30.833	228	25.631	200	242
3	1:30.757	34.276	189	30.737	222	25.744	198		20	1:30.489	33.709	191	31.020	228	25.760	199	241
4	1:29.731				226	25.468	198		21	1:30.055	33.769	190	30.705	228	25.581	198	240
5	1:29.672	33.528	1	30.764	225	25.380	199		22	1:29.544	33.780	191	30.281	228	25.483	199	241
6	1:29.076	33.509	191	30.356	226	25.211	199		23	1:29.676	33.774	190	30.281	228	25.621	200	241
7	<b>1:28.884</b>	<b>33.443</b>	191	30.222	226	25.219	199		24	1:29.879	33.724	191	30.527	227	25.628	199	241
8	1:49.664	34.316	187	31.471	211	43.877			25	1:29.746	33.726	192	30.433	228	25.587	200	241



# ADAC GT Masters

## Lap analysis Free Practice 1



Provisional

Oschersleben, Length: 3696 m

Air temperature: 13.4°C

Track temperature: 15.6°C

Weather condition: Dry



Reg. Nr.: 115/2014

Friday 25.4.2014 08:00

Lap	Time	SE1	SP1	SE2	SP2	SE3	SP3	TSP	Lap	Time	SE1	SP1	SE2	SP2	SE3	SP3	TSP
9	3:54.982	2:59.303	186	30.412	226	25.267	198		26	1:31.222	34.487	191	30.648	220	26.087	200	<b>243</b>
10	1:29.709	33.636	190	30.443	225	25.630	200		27	1:29.628	33.812	191	30.317	<b>228</b>	25.499	199	
11	1:49.794	35.540	187	30.447	226	43.807		242	28	1:28.990	33.537	191	<b>30.170</b>	228	25.283	200	241
12	4:08.961	2:45.623	180	36.201	218	47.137			29	1:48.056	33.627	<b>192</b>	30.617	227	43.812		242
13	2:36.706				226	26.609	200		30	5:32.874	4:34.032	187	31.448	220	27.394	200	
14	1:32.355	34.719	190	31.406	227	26.230	199	242	31	1:29.926	33.882	191	30.699	226	25.345	200	
15	1:31.569	34.309	183	31.264	228	25.996	200	242	32	1:29.121	-			226	<b>25.170</b>	199	
16	1:30.614	33.746	191	30.803	228	26.065	<b>201</b>	241	33	1:48.678	34.171	190	30.595	227	43.912		240
17	1:30.130	33.817	190	30.575	228	25.738	200	241									

### 14 Florian Spengler, DEU/ Ryan Sharp, GBR

theoretical besttime: 1:29.815

1	9:13.559	8:07.284	174	36.599	191	29.676	192		9	5:46.381	4:48.500	183	31.886	222	25.995	194	
2	1:37.771	36.662	183	33.949	213	27.160	194	221	10	1:31.549	34.629	188	31.228	221	25.692	195	234
3	1:33.427	34.959	185	31.998	218	26.470	195	234	11	1:30.515	34.201	188	30.881	222	<b>25.433</b>	<b>195</b>	234
4	1:33.126	34.451	186	32.338	223	26.337	193	236	<b>12</b>	<b>1:30.252</b>	<b>33.898</b>	188	<b>30.788</b>	<b>223</b>	25.566	194	235
5	1:31.767	34.854	188	31.021	222	25.892	195	206	13	1:55.303	34.084	188	32.545	204	48.674		236
6	1:30.590	34.049	<b>189</b>	30.730	223	25.811	195	236	14	9:39.386	8:42.000	186	30.811	222	26.575	195	
7	1:30.501	33.982	188	30.798	222	25.721	194	235	15	1:31.637	34.199	187	<b>30.484</b>	222	26.954	192	<b>236</b>
8	1:53.373	37.234	184	31.144	221	44.995		235	16	3:21.897	1:02.643	91	56.814	95	1:22.440		231

### 16 Rahel Frey, CHE/ Philip Geipel, DEU

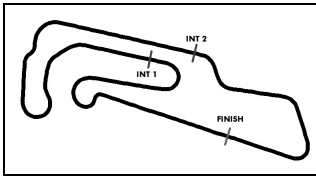
theoretical besttime: 1:28.117

1	2:45.603	1:33.464	115	41.010	168	31.129	180		18	1:28.980	33.696	186	30.085	220	25.199	193	
2	1:47.917	41.211	138	38.249	149	28.457	190		19	1:28.958	33.802	186	30.017	219	25.139	193	
3	1:36.323	36.965	179	33.015	216	26.343	193		20	1:40.466	33.756	186	31.852	219	34.858		
4	1:45.835	36.062	182	32.145	211	37.628			21	4:24.992	3:28.908	184	30.640	218	25.444	194	
5	3:52.872	2:54.425		32.836	201	25.611	193		22	1:29.234	33.966	186	30.113	220	25.155	193	
6	1:29.521	34.280	186	30.143	219	25.098	193		23	1:28.794	33.838	185	29.935	220	25.021	194	
7	1:28.689	33.964		29.883	220	24.842	194		24	1:28.674	33.778	187	29.942	220	24.954	194	
8	<b>1:28.245</b>	33.675	186	<b>29.700</b>	219	24.870	193		25	1:28.841	33.603	187	30.095	220	25.143	194	
9	1:46.900	33.719	185	30.323	218	42.858			26	1:29.013	33.884	187	29.902	221	25.227	194	
10	3:10.497	2:13.828	180	31.377	218	25.292	193		27	1:28.999	33.805	<b>187</b>	30.014	220	25.180	194	
11	1:28.390	33.778	186	29.781	220	<b>24.831</b>	194		28	1:29.275	33.927	186	30.110	219	25.238	193	
12	1:28.624	<b>33.586</b>	187	29.767	<b>221</b>	25.271	194		29	1:29.643	34.069	187	30.483	220	25.091	194	
13	1:28.341	33.789	186	29.717	220	24.835	194		30	1:28.755	33.877	187	29.856	220	25.022	<b>195</b>	
14	1:48.645	33.660	186	30.547	216	44.438			31	1:28.632	33.677	187	29.773	220	25.182	191	
15	3:17.970	2:21.823	184	30.586	219	25.561	193		32	1:29.128	33.892		29.937	219	25.299	193	
16	1:30.054	34.187	185	30.510	217	25.357	193		33	1:42.007	34.069	186	30.229	220	37.709		
17	1:29.343	33.851	185	30.233	220	25.259	193										

### 17 Remo Lips, CHE/ Lennart Marioneck, DEU

theoretical besttime: 1:29.280

1	3:10.232	1:59.718	169	39.298	190	31.216	189		16	1:30.227	33.901	191	30.543	227	25.783	200	242
2	1:38.718	37.401	182	33.569	222	27.748	195	231	17	1:30.950	34.963	191	30.414	228	25.573	199	242
3	1:33.799	35.579	187	31.624	224	26.596	198		18	1:29.863	33.637	190	30.356	227	25.870	<b>200</b>	241
4	1:37.572	39.656	187	31.577	225	26.339	199		19	1:47.140	34.511	191	30.695	228	41.934		242
5	1:31.851	34.578	188	30.930	224	26.343	199		20	8:22.605	7:24.832	189	31.968	226	25.805	197	
6	1:30.290	34.044	188	30.577	228	25.669	199		21	1:30.441	34.048	190	30.491	226	25.902	199	240
7	1:29.895	33.915	188	30.479	227	25.501	200		22	1:31.848	33.898	190	30.671	227	27.279	199	240
8	1:43.457	35.677	183	31.983	224	35.797		241	23	1:29.789	33.552	189	30.498	227	25.739	200	
9	3:34.631	2:36.310	143	32.263	225	26.058	197		24	1:31.552	35.497	190	30.478	227	25.577	199	242
10	1:30.225				227	25.615	197		25	1:30.035	33.899	190	30.531	227	25.605	200	<b>242</b>
11	1:29.484	33.615	189	30.366	227	25.503	199		26	1:29.878	33.757	190	30.604	228	25.517	200	242
12	1:33.737	36.794		31.054	227	25.889	197		<b>27</b>	<b>1:29.371</b>	33.643	191	<b>30.251</b>	<b>229</b>	<b>25.477</b>	<b>200</b>	<b>242</b>
13	1:41.321	34.677	187	31.204	226	35.440			28	1:30.207	34.332	192	30.306	229	25.569	199	242
14	3:00.650	2:02.552	189	32.075	227	26.023	199		29	1:29.871	33.901	<b>192</b>	30.469	227	25.501	199	242
15	1:31.428	34.741	191	30.659	227	26.028	199	241	30	1:48.225	33.882	191	30.831	227	43.512		242



# ADAC GT Masters

## Lap analysis Free Practice 1



Provisional

Oschersleben, Length: 3696 m

Air temperature: 13.4°C

Track temperature: 15.6°C

Weather condition: Dry

**DMSB** Reg. Nr.: 115/2014  
Deutscher Motor Sport Bund e.V.

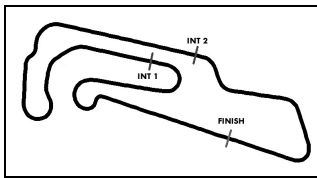
Friday 25.4.2014 08:00

Lap	Time	SE1	SP1	SE2	SP2	SE3	SP3	TSP	Lap	Time	SE1	SP1	SE2	SP2	SE3	SP3	TSP
<b>18</b>	Toni Seiler, CHE/ Jeroen Bleekemolen, NLD									<b>theoretical besttime: 1:28.577</b>							
1	12:30.707	10:53.452	100	48.291	137	48.964			9	1:29.404	33.827	190	30.587	227	<b>24.990</b>	199	
2	7:30.292	6:23.866	166	36.447	203	29.979	178		10	1:31.256	33.434	191	30.637	228	27.185	<b>200</b>	<b>240</b>
3	1:53.982	38.590	182	33.175	223	42.217			11	1:29.105	33.733	191	30.379	228	24.993	199	
4	5:48.833	4:46.175	173	35.522	203	27.136	197		12	1:28.897	33.729	192	<b>30.153</b>	228	25.015	199	
5	1:48.180	37.754	185	32.332	218	38.094		237	13	1:28.887	33.565		30.186	<b>229</b>	26.136	198	
6	18:14.561	17:16.044	183	32.344	223	26.173	198		<b>14</b>	<b>1:28.885</b>	33.684	<b>192</b>	30.195	227	25.006	198	
7	1:31.184	34.513	187	30.998	226	25.673	198		15	1:52.178	34.341	188	32.227	219	45.610		
8	1:30.293	34.109	189	30.836	227	25.348	198										

Lap	Time	SE1	SP1	SE2	SP2	SE3	SP3	TSP	Lap	Time	SE1	SP1	SE2	SP2	SE3	SP3	TSP
<b>19</b>	Claudia Hürtgen, DEU/ Dominik Baumann, AUT									<b>theoretical besttime: 1:27.685</b>							
1	2:14.139	1:03.368	140	38.265	184	32.506	145		18	1:29.343	33.932	184	30.228	220	25.183	194	233
2	1:52.910	42.826	145	38.086	158	31.998	149	153	19	1:28.534	33.590	186	29.972	<b>223</b>	24.972	194	234
3	2:03.021	41.186	148	35.778	163	46.057		170	20	1:28.603	33.636	<b>188</b>	30.020	221	24.947	195	232
4	2:48.762	1:47.051	176	34.595	175	27.116	193		21	1:28.676	33.468		30.154	220	25.054	194	234
5	1:31.848	34.753	183	31.403	216	25.692	194	231	22	1:28.981	33.748	186	30.110	<b>223</b>	25.123	195	234
6	1:29.422	33.753	184	30.537	221	25.132	194	234	23	1:28.779	33.561	186	30.104	221	25.114	196	234
7	1:29.215	33.630		30.505	219	25.080	194	233	24	1:28.593	33.524	186	29.996	222	25.073	195	236
8	1:28.112	33.302		29.780	221	25.030	194	232	25	1:50.050	33.634	187	30.802	165	45.614		234
9	<b>1:27.760</b>	<b>33.125</b>	187	<b>29.704</b>	219	24.931	194	232	26	5:01.382	4:05.835	184	30.437	221	25.110	196	
10	1:28.884	33.656	185	30.108	221	25.120	196	233	27	1:29.028	33.752	186	30.172	220	25.104	195	234
11	1:28.056	33.241	186	29.858	221	24.957	195	235	28	1:28.459	33.518	187	30.055	221	24.886	195	234
12	1:28.591	33.283	185	30.075	221	25.233	196	234	29	1:46.018	33.706	186	29.949	221	42.363		233
13	1:28.582	33.827	185	29.899	220	<b>24.856</b>	195	235	30	2:26.786	1:31.572	186	30.178	220	25.036	196	
14	1:29.194	33.981	184	30.047	221	25.166	194	235	31	1:28.545	33.571		29.958	220	25.016	196	235
15	1:28.001	33.215	186	29.899	221	24.887	196	233	32	1:28.931	33.617	188	30.238	219	25.076	196	234
16	1:46.553	33.463	185	30.480	220	42.610		234	33	1:29.805	33.703	187	30.402	221	25.700	195	235
17	2:42.158	1:45.853	184	30.749	220	25.556	<b>196</b>		34	1:54.644	34.143	187	33.759	120	46.742		<b>237</b>

Lap	Time	SE1	SP1	SE2	SP2	SE3	SP3	TSP	Lap	Time	SE1	SP1	SE2	SP2	SE3	SP3	TSP
<b>20</b>	Max Sandritter, DEU/ Jens Klingmann, DEU									<b>theoretical besttime: 1:27.653</b>							
1	2:09.516	1:02.296	128	37.785	182	29.435	188		17	1:28.422	33.477	183	29.866	221	25.079	195	234
2	1:35.727	37.043	180	32.518	215	26.166	193	207	18	1:28.452	33.752	183	29.678	221	25.022	<b>197</b>	234
3	1:29.785	34.358	184	30.299	218	25.128	195	232	19	1:36.946	34.256	183	29.776	222	32.914		233
4	1:29.096	34.275	184	29.701	220	25.120	195	233	20	4:56.146	4:01.340	185	29.784	222	25.022	194	
5	1:28.563	33.664		29.981	220	24.918	196	234	21	1:28.545	33.730	183	29.854	<b>223</b>	24.961	196	234
6	1:28.247	33.484	184	29.755	219	25.008	194	233	22	1:28.316	33.584	186	29.836	222	24.896	196	234
7	1:48.929	34.592	187	31.290	221	43.047		234	23	1:29.781	34.329	185	30.340	223	25.112	194	<b>235</b>
8	4:58.107	4:03.315	184	29.892	221	24.900	194		24	1:46.751	33.637	185	29.712	221	43.402		232
9	1:27.923	33.378	184	<b>29.553</b>	220	24.992	194	233	25	3:48.199	2:52.825	184	30.304	221	25.070	195	
10	1:45.683	33.249	185	29.607	222	42.827		234	26	1:28.711	33.908		29.763	222	25.040	194	235
11	3:45.782	2:50.786	184	30.006	220	24.990	195		27	1:45.768	33.743	185	29.759	221	42.266		235
12	<b>1:27.727</b>	<b>33.243</b>	184	29.627	221	<b>24.857</b>	195	232	28	2:31.769			105		27.707	195	
13	1:45.701	33.370	186	29.683	221	42.648		232	29	1:28.488	33.698	<b>187</b>	29.832	221	24.958	195	234
14	3:09.105	2:13.394	181	30.334	221	25.377	195		30	1:28.443	33.582	184	29.925	221	24.936	196	235
15	1:28.584	33.769	184	29.921	221	24.894	193	233									
16	1:28.545	33.508	184	29.926	220	25.111	196	233									

Lap	Time	SE1	SP1	SE2	SP2	SE3	SP3	TSP	Lap	Time	SE1	SP1	SE2	SP2	SE3	SP3	TSP
<b>21</b>	Luca Ludwig, DEU/ Alon Day, ISR									<b>theoretical besttime: 1:28.113</b>							
1	8:19.708	7:13.517	168	37.407	189	28.784	175		15	1:31.177	34.408	184	31.092	222	25.677	197	236
2	1:35.744	36.623	183	33.139	210	25.982	197	208	16	1:29.632	33.698	188	30.612	223	25.322	197	237
3	1:29.095	33.661	188	30.198	224	25.236	197	238	17	1:29.279	33.658	187	30.498	<b>226</b>	25.123	197	239
4	1:28.658	33.383	189	30.115	224	25.160	196	238	18	1:30.544	33.667	187	31.273	222	25.604	198	240
5	1:28.674	33.445	189	30.102	225	25.127	198	237	19	1:32.999	35.375	181	31.557	220	26.067	198	238
6	1:30.318	33.804	189	30.975	223	25.539	<b>199</b>	239	20	1:28.833	33.493	188	30.325	224	25.015	197	238
7	<b>1:28.266</b>	<b>33.221</b>	189	<b>30.048</b>	224	24.997	197	<b>241</b>	21	1:28.953	33.571	188	30.275	224	25.107	198	237
8	1:45.185	33.263	189	30.268	203	41.654		237	22	1:47.133	33.577	189	31.071	224	42.485		239
9	5:16.387	4:20.741	189	30.472	224	25.174	198		23	6:18.819	5:23.112	186	30.568	222	25.139	197	
10	1:28.414	33.362	189	30.180	224	24.872	196	239	24	1:29.274				225	25.261	197	238
11	1:29.857	33.713	189	31.018	223	25.126	197	237	25	1:28.623	33.530	<b>190</b>	30.138	224	24.955	198	239
12	1:28.327	33.267	189	30.216	223	<b>24.844</b>	198	238	26	1:28.592	33.427	189	30.116	225	25.049	196	239



# ADAC GT Masters

## Lap analysis Free Practice 1

Provisional



Oschersleben, Length: 3696 m

Air temperature: 13.4°C

Track temperature: 15.6°C

Weather condition: Dry



Reg. Nr.: 115/2014

Friday 25.4.2014 08:00

Lap	Time	SE1	SP1	SE2	SP2	SE3	SP3	TSP	Lap	Time	SE1	SP1	SE2	SP2	SE3	SP3	TSP
13	1:47.610	33.742	189	31.189	223	42.679		238									
14	7:43.004	6:42.308	185	34.124	221	26.572	195										

### 23 Jan Seyffarth, DEU/ Maro Engel, DEU

theoretical besttime: 1:28.693

1	12:29.526	11:20.385	149	38.420	146	30.721	191		13	1:47.684	33.796	186	30.306	222	43.582		234
2	1:33.609				221	25.935	196	232	14	6:04.757	5:06.500	183	32.036	167	26.221	194	
3	1:30.474	34.372	185	30.763	220	25.339	195	236	15	1:30.159	34.284	185	30.549	221	25.326	194	235
4	1:29.817	33.911	185	30.630	221	25.276	<b>196</b>	235	16	1:29.289	33.867		30.341	221	25.081	195	234
5	1:29.357	33.712	186	30.244	221	25.401	195	236	17	1:29.163	33.710	186	30.322	222	25.131	195	234
6	1:29.860	34.166	<b>188</b>	30.380	221	25.314	195	<b>237</b>	18	1:29.032	33.797	187	30.195	<b>223</b>	25.040	194	235
7	1:47.505	33.717		30.554	220	43.234		236	19	1:48.561	33.780		31.543	222	43.238		235
8	9:00.091	8:03.545	185	30.984	219	25.562	194		20	4:59.430	4:03.873	186	30.485	221	25.072	194	
9	1:29.460	33.686	185	30.490	220	25.284	193	234	21	1:28.947	33.673	186	<b>30.072</b>	221	25.202	195	232
10	1:29.221	33.689	186	30.342	220	25.190	194	234	22	1:29.118	33.837	186	30.248	221	<b>25.033</b>	195	235
11	1:29.031	33.633	185	30.320	221	25.078	195	235									
12	<b>1:28.934</b>	<b>33.588</b>	186	30.270	221	25.076	193	235									

### 24 Albert von Turn und Taxis, DEU/ Tomas Enge, CZE

theoretical besttime: 1:28.533

1	4:08.620	2:49.399	177	36.169	202	43.052			10	8:33.583	7:34.093	191	31.083	182	28.407	<b>202</b>	
2	3:48.212	2:49.859	185	32.489	225	25.864	200		11	1:29.520	33.855	192	30.582	231	25.083	201	245
3	1:31.512	34.710	192	31.362	227	25.440	201	242	12	1:28.943	33.543	193	<b>30.133</b>	<b>231</b>	25.267	200	245
4	1:29.501	33.771	<b>193</b>	30.626	231	25.104	201	244	13	1:35.658	33.357	192	31.826	127	30.475	202	245
5	1:29.822	33.663	193	30.375	230	25.784	202	244	14	1:28.993	33.405	193	30.176	230	25.412	201	246
6	1:30.345	33.996	191	30.973	230	25.376	201	246	15	1:51.999	38.569	182	32.375	230	41.055		<b>246</b>
7	1:29.091	33.625	193	30.262	231	25.204	201	244	16	8:12.466	7:10.100	185	33.218	176	29.148	199	
8	<b>1:28.716</b>	33.447	192	30.226	230	<b>25.043</b>	200	245	17	1:31.779	34.370	192	31.358	230	26.051	201	243
9	1:44.689	33.554	192	30.612	230	40.523	245		18	1:46.255	34.265	190	31.308	229	40.682		243

### 25 Marc A. Hayek, CHE/ Peter Kox, NLD

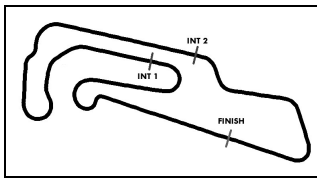
theoretical besttime: 1:27.917

1	5:32.526	3:59.366	147	42.841	158	50.319			13	1:28.438	33.486	189	29.948	224	25.004	195	235
2	4:01.323	2:56.963	179	36.366	207	27.994	194		14	1:47.104	33.594	189	31.388	223	42.122		235
3	1:34.089	36.118	185	32.118	221	25.853	197	230	15	4:25.182	3:29.446	188	30.535	223	25.201	197	
4	1:30.447	34.308	187	30.693	222	25.446	196	235	16	1:28.483	33.774	189	29.974	223	<b>24.735</b>	197	236
5	1:29.340	33.863	188	30.357	224	25.120	197	235	17	1:28.317	33.503	188	<b>29.836</b>	224	24.978	198	237
6	1:28.637	33.626	188	30.106	225	24.905	198	235	18	1:52.238	33.570	188	31.484	220	47.184		236
7	1:28.500	33.524	188	30.074	224	24.902	198	236	19	5:55.344	4:53.824	184	33.699	206	27.821	194	
8	1:47.768	33.372	189	31.552	222	42.844		237	20	1:36.023	35.483	186	33.231	211	27.309	195	232
9	11:23.272	10:27.685	186	30.422	222	25.165	196		21	1:56.919	35.034	186	33.250	217	48.635		233
10	<b>1:28.195</b>	<b>33.346</b>	189	29.857	223	24.992	198	235	22	3:02.503	2:02.142	186	33.267	216	27.094	193	
11	1:28.531	33.561	189	30.047	<b>225</b>	24.923	<b>199</b>	236	23	1:34.565	35.344	186	32.471	218	26.750	193	231
12	1:30.072	33.474	<b>190</b>	31.483	223	25.115	197	<b>237</b>									

### 26 Maximilian Götz, DEU/ Maximilian Buhk, DEU

theoretical besttime: 1:27.855

1	14:59.921	13:52.841	157	37.158	195	29.922	192		13	1:28.695	33.707	189	30.081	<b>225</b>	24.907	196	237
2	1:34.409	36.538	186	31.780	219	26.091	196	214	14	1:28.295	33.449		29.966	224	24.880	197	237
3	1:30.696	34.742	188	30.562	223	25.392	196	237	15	1:28.500	33.412	189	30.085	224	25.003	197	238
4	1:28.535	33.590	188	29.924	224	25.021	196	237	16	1:46.209	33.595	189	30.118	224	42.496		238
5	1:28.280	33.366	189	29.958	223	24.956	196	237	17	6:48.080	5:52.593	188	30.389	224	25.098	197	
6	1:28.213	33.371	189	29.834	224	25.008	193	237	18	1:28.392	33.483	189	30.058	224	<b>24.851</b>	196	237
7	1:31.872	35.422	183	31.158	219	25.292	196	236	19	1:28.376	33.417	188	30.012	224	24.947	196	238
8	<b>1:28.023</b>	33.448	189	<b>29.659</b>	224	24.916	196	237	20	1:28.739	33.358	189	30.255	224	25.126	197	237
9	1:46.839	33.888	188	30.730	217	42.221		237	21	1:28.607	33.648	188	30.047	224	24.912	<b>197</b>	238
10	6:59.640	5:57.649	186	34.739	217	27.252	196		22	1:28.424	33.345	189	29.905	224	25.174	197	239
11	1:31.068	35.279	188	30.477	224	25.312	196	237	23	1:45.846	33.486	<b>190</b>	30.204	223	42.156		<b>239</b>
12	1:28.935	33.737	188	30.171	225	25.027	196	238									



# ADAC GT Masters

## Lap analysis Free Practice 1



Provisional

Oschersleben, Length: 3696 m

Air temperature: 13.4°C

Track temperature: 15.6°C

Weather condition: Dry



Reg. Nr.: 115/2014

Friday 25.4.2014 08:00

Lap	Time	SE1	SP1	SE2	SP2	SE3	SP3	TSP	Lap	Time	SE1	SP1	SE2	SP2	SE3	SP3	TSP
<b>27</b> Heinz-Harald Frentzen, DEU/ Luca Stolz, DEU									<b>theoretical besttime: 1:28.524</b>								
1	9:35.327	8:23.290	156	39.773	157	32.264	190		14	1:29.115	33.806	187	30.160	224	25.149	195	237
2	1:56.015	36.418	184	37.424	219	42.173		230	15	1:28.969	33.570	188	30.174	224	25.225	195	237
3	3:52.998	2:54.736	185	31.480	221	26.782	196		16	1:29.192	33.827	188	30.180	222	25.185	193	237
4	1:29.910	34.157	188	30.433	224	25.320	197	236	17	1:54.109	39.867	178	31.375	201	42.867		236
5	1:29.985	34.678	188	30.253	224	25.054	197	237	18	4:42.896	3:43.285	183	32.595	183	27.016	196	
6	1:29.112	33.827	187	30.299	224	24.986	198	237	19	1:29.930	34.276	187	30.270	224	25.384	195	237
7	<b>1:28.904</b>	33.738	188	30.225	224	24.941	198	237	20	1:29.521	34.062	188	30.361	224	25.098	196	238
8	1:28.961	33.971	188	30.061	<b>225</b>	<b>24.929</b>	198	238	21	1:29.117	33.882	188	30.090	224	25.145	193	<b>239</b>
9	1:29.209	33.969	188	30.081	224	25.159	197	237	22	1:50.020	-		177	43.380		237	
10	1:29.028	33.822	189	<b>30.025</b>	224	25.181	197	236	23	4:00.453	3:04.149	188	30.841	223	25.463	196	
11	1:46.040	34.049	188	32.225	221	39.766		237	24	1:30.080	34.422	188	30.413	224	25.245	197	238
12	6:59.719	6:00.894	180	32.566	199	26.259	195		25	1:29.252	33.976	<b>189</b>	30.182	224	25.094	<b>198</b>	239
13	1:30.159	34.441	187	30.473	223	25.245	196	236									

Lap	Time	SE1	SP1	SE2	SP2	SE3	SP3	TSP	Lap	Time	SE1	SP1	SE2	SP2	SE3	SP3	TSP
<b>100</b> Daniel Dobitsch, AUT/ Florian Stoll, DEU									<b>theoretical besttime: 1:28.261</b>								
1	2:21.796	1:15.137	152	38.196	204	28.463	190		15	4:31.653	3:33.161	179	32.458	186	26.034	192	
2	1:56.335	36.574	181	33.861	216	45.900		228	16	1:30.178	34.322	181	30.675	218	25.181	194	231
3	8:43.776	7:45.510	181	32.280	218	25.986	193		17	1:31.100	33.927	185	31.957	220	25.216	194	233
4	1:30.552	34.376	185	30.646	221	25.530	193	232	18	1:29.100	33.748	185	30.243	219	25.109	195	234
5	1:29.783	34.052	185	30.529	221	25.202	195	232	19	1:35.376	39.664	185	30.420	219	25.292	195	234
6	1:29.231	33.438	186	30.620	220	25.173	195	233	20	1:28.815	33.558	185	30.187	219	25.070	194	234
7	1:28.871	33.389	186	30.376	221	25.106	195	234	21	1:29.067	33.517	184	30.225	219	25.325	191	233
8	1:28.999	33.621	186	30.296	<b>222</b>	25.082	<b>196</b>	234	22	1:48.060	34.034		30.383	221	43.643		233
9	1:38.350	<b>33.359</b>	186	30.486	220	34.505		234	23	4:00.013	3:03.762		30.854	218	25.397	192	
10	6:54.372	5:58.129	184	30.803	219	25.440	194		24	1:29.063	33.741	184	30.071	219	25.251	194	231
11	1:29.248	33.699	185	30.403	221	25.146	194	232	25	1:29.423	33.708	186	30.379	215	25.336	192	232
12	1:28.956	33.507	186	30.299	221	25.150	193	234	26	1:29.304	33.681	186	30.197	218	25.426	195	232
13	1:28.992	33.462	<b>187</b>	30.364	221	25.166	195	<b>233</b>	<b>27</b>	<b>1:28.624</b>	33.722	183	<b>29.944</b>	220	<b>24.958</b>	194	234
14	1:41.521	34.159	186	30.520	221	36.842		<b>235</b>									





# ADAC GT Masters

## Vmax list Free Practice 1

Provisional



Oschersleben, Length: 3696 m

Air temperature: 13.4°C

Track temperature: 15.6°C

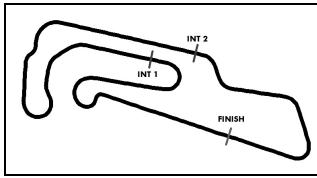
Weather condition: Dry



Reg. Nr.: 115/2014

Friday 25.4.2014 08:00

Nr	Team, Car, Driver, Nat	Top speed
24	<b>Reiter Engineering, SaReNi Camaro GT3</b> von Turn und Taxis Albert , DEU Enge Tomas , CZE	246,34 km/h
1	<b>Callaway Competition, Corvette Z06.R GT3</b> Keilwitz Daniel , DEU Gavin Oliver , GBR	244,04 km/h
2	<b>Callaway Competition, Corvette Z06.R GT3</b> Assenheimer Patrick , DEU Alessi Diego , ITA	243,49 km/h
13	<b>RWT RACING Team, Corvette Z06.R GT3</b> Jahn David , DEU Barth Sven , DEU	242,77 km/h
17	<b>Callaway Competition, Corvette Z06.R GT3</b> Lips Remo , CHE Marioneck Lennart , DEU	242,44 km/h
7	<b>TONINO Team Herberth, Porsche 911 GT3 R</b> Renauer Alfred , DEU Handlos Herbert , AUT	241,30 km/h
21	<b>BKK Mobil Oil Zakspeed, Mercedes-Benz SLS AMG GT3</b> Ludwig Luca , DEU Day Alon , ISR	240,86 km/h
9	<b>TONINO Team Herberth, Porsche 911 GT3 R</b> Jöst Dominik , DEU Scholze Florian , DEU	240,32 km/h
18	<b>Callaway Competition, Corvette Z06.R GT3</b> Seiler Toni , CHE Bleekemolen Jeroen , NLD	239,73 km/h
5	<b>Farnbacher Racing, Porsche 911 GT3 R</b> Farnbacher Mario , DEU Morcom Nathan , AUS	239,62 km/h
26	<b>H.T.P. Motorsport, Mercedes-Benz SLS AMG GT3</b> Götz Maximilian , DEU Buhk Maximilian , DEU	238,98 km/h
27	<b>H.T.P. Motorsport, Mercedes-Benz SLS AMG GT3</b> Frentzen Heinz-Harald , DEU Stolz Luca , DEU	238,72 km/h
6	<b>Farnbacher Racing, Porsche 911 GT3 R</b> Asch Sebastian , DEU Frommenwiler Philipp , CHE	238,08 km/h
8	<b>TONINO Team Herberth, Porsche 911 GT3 R</b> Renauer Robert , DEU Siedler Norbert , AUT	237,71 km/h



# ADAC GT Masters

## Vmax list Free Practice 1

Provisional



Oschersleben, Length: 3696 m

Air temperature: 13.4°C

Track temperature: 15.6°C

Weather condition: Dry

**DMSB** Reg. Nr.: 115/2014  
Deutscher Motor Sport Bund e.V.

Friday 25.4.2014 08:00

Nr	Team, Car, Driver, Nat	Top speed
25	<b>Blancpain Racing, Lamborghini Gallardo FL2</b> Hayek Marc A. , CHE Kox Peter , NLD	237,45 km/h
19	<b>PIXUM Team Schubert, BMW Z4 GT3</b> Hürtgen Claudia , DEU Baumann Dominik , AUT	237,19 km/h
23	<b>ROWE RACING, Mercedes-Benz SLS AMG GT3</b> Seyffarth Jan , DEU Engel Maro , DEU	237,08 km/h
4	<b>GW-IT Racing Team, Porsche 911 GT3 R</b> Wossos Antonios , GRC Nathan Wolf , NLD	236,82 km/h
14	<b>MRS GT-Racing, McLaren MP4-12C GT3</b> Spengler Florian , DEU Sharp Ryan , GBR	236,46 km/h
3	<b>GW-IT Racing Team, Porsche 911 GT3 R</b> van Laagen Jaap , NLD Engelhart Christian , DEU	236,20 km/h
100	<b>kfzteile24 APR Motorsport, Audi R8 LMS ultra</b> Dobitsch Daniel , AUT Stoll Florian , DEU	235,31 km/h
20	<b>PIXUM Team Schubert, BMW Z4 GT3</b> Sandritter Max , DEU Klingmann Jens , DEU	235,11 km/h
10	<b>Prosperia C. Abt Racing, Audi R8 LMS ultra</b> van der Linde Kelvin , ZAF Rast Rene , DEU	234,80 km/h
11	<b>Prosperia C. Abt Racing, Audi R8 LMS ultra</b> Hamprecht Philip , DEU Thiim Nicki , DNK	234,34 km/h
12	<b>Prosperia C. Abt Racing, Audi R8 LMS ultra</b> Wackerbauer Stefan , DEU Winkelhock Markus , DEU	233,73 km/h
16	<b>YACO Racing, Audi R8 LMS ultra</b> Frey Rahel , CHE Geipel Philip , DEU	km/h