

# ADAC GT Masters

## Results Free Practice 2



Provisional

**DMSB** Reg. Nr.: 115/2014  
Deutscher Motor Sport Bund e.V.

Friday 25.4.2014 11:50

Oschersleben, Length: 3696 m

Air temperature: 21.3°C

Track temperature: 24.4°C

Weather condition: Dry

started : 26      classified : 26      not classified : 0

	Drivers	Team	Car	Lap	Best Time	Gap	Diff	Kph	Day Time
1	25 M.Hayek(*G*)/P.Kox	Blancpain Racing	Lamborghini Gallardo FL2	22	<b>1:27.931</b>			151,3	12:39:01
2	11 P.Hamprecht/N.Thiim	Prosperia C. Abt Racing	Audi R8 LMS ultra	29	<b>1:28.060</b>	0.129	0.129	151,1	12:46:17
3	19 C.Hürtgen/D.Baumann	PIXUM Team Schubert	BMW Z4 GT3	26	<b>1:28.127</b>	0.196	0.067	151,0	12:46:03
4	10 K.van der Linde/R.Rast	Prosperia C. Abt Racing	Audi R8 LMS ultra	23	<b>1:28.344</b>	0.413	0.217	150,6	12:32:41
5	18 T.Seiler(*G*)/J.Bleekemolen	Callaway Competition	Corvette Z06.R GT3	13	<b>1:28.392</b>	0.461	0.048	150,5	12:19:59
6	8 R.Renauer/N.Siedler	TONINO Team Herberth	Porsche 911 GT3 R	4	<b>1:28.466</b>	0.535	0.074	150,4	11:57:46
7	3 J.van Laagen/C.Engelhart	GW-IT Racing Team	Porsche 911 GT3 R	11	<b>1:28.580</b>	0.649	0.114	150,2	12:17:28
8	100 D.Dobitsch/F.Stoll	kfzteile24 APR Motorsport	Audi R8 LMS ultra	31	<b>1:28.605</b>	0.674	0.025	150,2	12:49:52
9	20 M.Sandritter/J.Klingmann	PIXUM Team Schubert	BMW Z4 GT3	23	<b>1:28.611</b>	0.680	0.006	150,2	12:36:49
10	12 S.Wackerbauer/M.Winkelhock	Prosperia C. Abt Racing	Audi R8 LMS ultra	29	<b>1:28.660</b>	0.729	0.049	150,1	12:47:42
11	6 S.Asch/P.Frommenwiler	Farnbacher Racing	Porsche 911 GT3 R	22	<b>1:28.867</b>	0.936	0.207	149,7	12:35:31
12	1 D.Keilwitz/O.Gavin	Callaway Competition	Corvette Z06.R GT3	4	<b>1:28.905</b>	0.974	0.038	149,7	11:57:06
13	26 M.Götz/M.Buhk	H.T.P. Motorsport	Mercedes-Benz SLS AMG GT3	8	<b>1:28.983</b>	1.052	0.078	149,5	12:18:14
14	2 P.Assenheimer/D.Alessi	Callaway Competition	Corvette Z06.R GT3	19	<b>1:29.002</b>	1.071	0.019	149,5	12:37:56
15	13 D.Jahn/S.Barth	RWT RACING Team	Corvette Z06.R GT3	25	<b>1:29.089</b>	1.158	0.087	149,4	12:45:50
16	23 J.Seyffarth/M.Engel	ROWE RACING	Mercedes-Benz SLS AMG GT3	19	<b>1:29.204</b>	1.273	0.115	149,2	12:36:01
17	7 A.Renauer/H.Handlos(*G*)	TONINO Team Herberth	Porsche 911 GT3 R	4	<b>1:29.316</b>	1.385	0.112	149,0	12:00:27
18	5 M.Farnbacher/N.Morcom	Farnbacher Racing	Porsche 911 GT3 R	25	<b>1:29.754</b>	1.823	0.438	148,2	12:47:25
19	16 R.Frey/P.Geipel	YACO Racing	Audi R8 LMS ultra	12	<b>1:29.767</b>	1.836	0.013	148,2	12:19:12
20	14 F.Spengler/R.Sharp	MRS GT-Racing	McLaren MP4-12C GT3	23	<b>1:29.805</b>	1.874	0.038	148,2	12:48:06
21	21 L.Ludwig/A.Day	BKK Mobil Oil Zakspeed	Mercedes-Benz SLS AMG GT3	27	<b>1:30.050</b>	2.119	0.245	147,8	12:47:24
22	27 H.Frentzen/L.Stolz	H.T.P. Motorsport	Mercedes-Benz SLS AMG GT3	6	<b>1:30.105</b>	2.174	0.055	147,7	12:00:07
23	9 D.Jöst(*G*)/F.Scholze(*G*)	TONINO Team Herberth	Porsche 911 GT3 R	5	<b>1:30.376</b>	2.445	0.271	147,2	11:58:24
24	4 A.Wossos(*G*)/W.Nathan(*G*)	GW-IT Racing Team	Porsche 911 GT3 R	9	<b>1:30.533</b>	2.602	0.157	147,0	12:14:51
25	17 R.Lips(*G*)/L.Marionek	Callaway Competition	Corvette Z06.R GT3	12	<b>1:30.703</b>	2.772	0.170	146,7	12:29:20
26	24 A.von Turn und Taxis/T.Enge	Reiter Engineering	SaReNi Camaro GT3	3	<b>1:32.448</b>	4.517	1.745	143,9	12:05:54

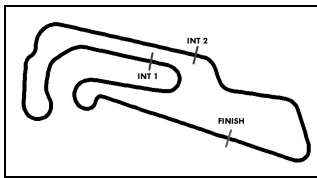
(\*G\*) marks the gentlemen driver

**Subject to final scrutineering!**

Publications Time:

Clerk of the course:

Time Keeping:



# ADAC GT Masters

## Lap analysis Free Practice 2



Provisional

Oschersleben, Length: 3696 m

Air temperature: 21.3°C

Track temperature: 24.4°C

Weather condition: Dry

**DMSB** Reg. Nr.: 115/2014  
Deutscher Motor Sport Bund e.V.

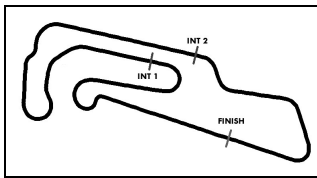
Friday 25.4.2014 11:50

Lap	Time	SE1	SP1	SE2	SP2	SE3	SP3	TSP	Lap	Time	SE1	SP1	SE2	SP2	SE3	SP3	TSP
<b>1 Daniel Keilwitz, DEU/ Oliver Gavin, GBR</b>									<b>theoretical besttime: 1:28.843</b>								
1	2:38.526				222	26.321	199		14	1:30.085	34.193	190	30.483	225	25.409	197	242
2	1:29.995	34.215	189	30.446	228	25.334	<b>201</b>	240	15	1:31.508	-	-	226	25.423	199	241	
3	1:29.126	33.775	189	30.084	<b>233</b>	25.267	201	242	16	1:47.977	34.001	189	30.479	226	43.497		242
4	<b>1:28.905</b>	<b>33.550</b>	189	30.075	224	25.280	200	241	17	6:19.479	5:23.366	189	30.758	225	25.355	199	
5	1:46.761	34.231	189	<b>30.048</b>	226	42.482		243	18	1:29.677	33.863	189	30.400	226	25.414	199	242
6	12:49.059	11:52.709	187	30.871	224	25.479	199		19	1:29.911	33.830	189	30.640	224	25.441	199	242
7	1:29.441	33.738	188	30.310	226	25.393	199	241	20	1:29.603	33.773	189	30.266	225	25.564	187	242
8	1:29.495	33.868	190	30.251	226	25.376	198	242	21	1:49.209	34.977	190	31.056	225	43.176		235
9	1:29.662	34.054	189	30.303	226	25.305	197	242	22	2:47.710	1:51.483	<b>190</b>	30.674	225	25.553	200	
10	1:46.366	33.767	189	30.415	226	42.184		241	23	1:29.697	33.918	190	30.534	226	<b>25.245</b>	199	242
11	4:24.327	3:25.514	188	32.112	181	26.701	198		24	1:29.927	33.867	190	30.390	224	25.670	200	243
12	1:32.402	34.287	181	32.565	226	25.550	198	243	25	1:29.466	33.892	189	30.251	226	25.323	200	<b>243</b>
13	1:30.100	34.163	190	30.528	226	25.409	198	243	26	1:49.807	35.154	189	31.622	224	43.031		240

<b>2 Patrick Assenheimer, DEU/ Diego Alessi, ITA</b>									<b>theoretical besttime: 1:28.909</b>								
1	5:06.168	4:04.121	171	33.652	204	28.395	198		14	1:30.192	33.898	191	30.749	225	25.545	202	243
2	1:35.693	34.936	189	32.624	213	28.133	201	239	15	1:31.318	33.718	191	31.972	226	25.628	198	243
3	1:31.996	35.222	190	30.812	225	25.962	201	241	16	1:47.549	34.051	191	30.996	226	42.502		242
4	1:31.281	34.273	191	30.630	217	26.378	201	243	17	6:26.927	5:29.537	187	31.480	223	25.910	202	
5	1:30.593	34.237	191	30.784	222	25.572	202	242	18	1:29.151	33.847	192	<b>30.156</b>	227	<b>25.148</b>	199	243
6	2:04.842	48.130	180	32.149	217	44.563		243	<b>19</b>	<b>1:29.002</b>	<b>33.605</b>	190	30.191	<b>228</b>	25.206	201	242
7	8:28.071	7:31.164	188	31.144	224	25.763	201		20	1:32.635	33.757	191	31.388	219	27.490	<b>204</b>	242
8	1:34.775	34.321		32.933	201	27.521	198	242	21	1:46.724	33.944	191	30.317	227	42.463		243
9	1:30.211	34.136	190	30.533	226	25.542	201	243	22	5:22.410	4:25.805	190	30.747	224	25.858	199	
10	1:48.673	34.824	190	30.638	225	43.211		<b>244</b>	23	1:30.775	34.377	191	30.726	224	25.672	200	243
11	3:49.739	2:50.084	185	31.984	217	27.671	203		24	1:30.504	34.255	<b>192</b>	30.634	225	25.615	201	243
12	1:36.286	33.840	191	34.411	178	28.035	200	243	25	1:31.440	34.234	<b>192</b>	31.270	217	25.936	200	243
13	1:34.580	33.872	192	33.357	179	27.351	199	243	26	1:52.252	-	-	216	44.433		243	

<b>3 Jaap van Laagen, NLD/ Christian Engelhart, DEU</b>									<b>theoretical besttime: 1:28.580</b>								
1	8:07.542	7:09.803	180	31.948	214	25.791	193		14	1:31.359	34.291	184	31.676	219	25.392	195	236
2	1:39.100	37.111	141	33.556	185	28.433	186	233	15	1:31.357	34.462		31.317	219	25.578	194	236
3	1:34.599	36.542		31.916	214	26.141	194	171	16	1:30.079	33.976	184	30.700	220	25.403	194	236
4	1:39.003	36.388		35.337	145	27.278	193	233	17	1:30.655	34.026		30.747	220	25.882	174	237
5	1:30.760	35.203		30.397	220	25.160	196	234	18	1:50.526	34.536	187	30.972	220	45.018		218
6	1:29.575				218	25.576	195	235	19	8:40.486	7:39.686	184	33.524	180	27.276	195	
7	1:55.871	33.839	1	34.706	174	47.326		236	20	1:30.157	34.317	186	30.580	219	25.260	194	234
8	5:05.351	4:08.931	181	30.954	218	25.466	195		21	1:29.998	34.170	185	30.441	218	25.387	195	235
9	1:29.008	33.712	182	30.178	219	25.118	193	234	22	1:29.345	34.016	186	30.203	220	25.126	196	236
10	1:28.671				219	24.978	194	235	23	1:29.239	33.761	187	30.346	<b>220</b>	25.132	<b>197</b>	237
11	<b>1:28.580</b>	<b>33.635</b>	186	<b>30.051</b>	219	<b>24.894</b>	195	235	24	1:29.296	33.999	<b>187</b>	30.102	220	25.195	195	<b>239</b>
12	1:48.597	33.698	187	31.651	218	43.248		235	25	1:48.172	34.055	187	30.603	219	43.514		237
13	4:29.665	3:28.062	163	35.011	185	26.592	195										

<b>4 Antonios Wossos, GRC/ Wolf Nathan, NLD</b>									<b>theoretical besttime: 1:30.459</b>								
1	8:33.410	7:32.099	153	34.068	207	27.243	190		16	1:33.277	-	-	217	26.444	191	233	
2	1:32.593	35.174	183	31.396	216	26.023	193	225	17	1:32.475	34.484	184	31.587	215	26.404	190	234
3	1:31.358	34.775	183	31.026	218	25.557	193	234	18	1:31.874	34.692	181	31.285	218	25.897	193	233
4	1:31.027	34.366	185	31.038	<b>220</b>	25.623	193	233	19	1:31.619	34.403	184	31.171	217	26.045	193	234
5	1:30.913	34.200		31.001	219	25.712	193	234	20	1:55.808	-	-	217	45.541		235	
6	1:30.625	34.211	184	<b>30.776</b>	218	25.638	193	234	21	3:31.672	-	-	166	27.259	175		
7	1:57.675				182	47.932		235	22	1:35.279	37.669	186	31.578	216	26.032	195	147
8	5:13.779	4:16.751	183	31.177	215	25.851	192		23	1:31.187	34.378	185	31.123	217	25.686	194	236
9	<b>1:30.533</b>	<b>34.193</b>	184	30.850	218	<b>25.490</b>	193	234	24	1:32.293	34.488		31.515	218	26.290	192	235
10	1:30.884	34.315	183	30.993	218	25.576	192	234	25	1:31.198	34.457	185	30.888	218	25.853	193	235
11	1:31.378				218	25.615	193	231	26	1:31.691	34.692	<b>186</b>	31.292	218	25.707	195	235
12	1:32.697	35.262	1	31.448	218	25.987	190	234	27	1:31.320	-	-	219	25.755	<b>196</b>	237	
13	1:31.140	34.514	185	31.063	217	25.563	192	233	28	1:31.533	34.469	184	30.994	218	26.070	194	<b>238</b>
14	1:50.354	34.355	183	31.560	219	44.439		234	29	1:50.588	-	-	217	44.972		236	



# ADAC GT Masters

## Lap analysis Free Practice 2



Provisional

Oschersleben, Length: 3696 m

Air temperature: 21.3°C

Track temperature: 24.4°C

Weather condition: Dry



Reg. Nr.: 115/2014

Friday 25.4.2014 11:50

Lap	Time	SE1	SP1	SE2	SP2	SE3	SP3	TSP	Lap	Time	SE1	SP1	SE2	SP2	SE3	SP3	TSP
15	3:08.008	2:06.303	180	33.900	213	27.805	192										

### 5 Mario Farnbacher, DEU/ Nathan Morcom, AUS

theoretical besttime: 1:29.239

1	2:07.589	1:02.228	173	36.112	194	29.249	192		15	1:49.498	34.318	187	31.320	219	43.860		237
2	1:41.445	39.295	180	34.303	214	27.847	192	189	16	3:45.838	2:48.846		31.024	220	25.968	196	
3	1:38.644	37.856	148	33.473	216	27.315	194	231	17	1:48.090	33.888	186	30.889	218	43.313		237
4	1:40.899	38.149	156	35.616	200	27.134	194	219	18	4:20.382	3:05.975	185	31.064	220	43.343		
5	1:55.326	36.645	180	33.199	173	45.482		229	19	3:54.171	2:58.298	184	30.751	219	25.122	196	
6	3:55.708	2:51.459	167	35.394	189	28.855	192		20	1:29.932	33.806	188	30.635	221	25.491	193	239
7	1:34.530	36.136	175	32.285	219	26.109	195	230	21	1:47.010		-		222	42.172		237
8	1:32.089	34.869	185	31.325	219	25.895	195	236	22	4:34.946	3:38.275	186	30.887	219	25.784	198	
9	1:56.364	34.763	171	34.203	208	47.398		236	23	1:32.994	35.685	109	31.935	221	25.374	194	240
10	5:14.862	4:15.725		32.549	182	26.588	194		24	1:30.219	34.512	186	30.598	221	25.109	195	238
11	1:31.090	34.364	187	31.144	220	25.582	195	236	25	1:29.754	33.926	188	30.430	221	25.398	196	239
12	1:30.517	34.091	187	30.977	221	25.449	195	237	26	1:29.759	33.937	187	30.324	222	25.498	196	239
13	1:30.264	34.150	186	30.967	220	25.147	196	237	27	1:29.846	33.997	187	30.467	221	25.382	196	239
14	1:33.505	34.053	187	33.026	197	26.426	196	237	28	1:48.222	34.370	187	30.915	220	42.937		239

### 6 Sebastian Asch, DEU/ Philipp Frommenwiler, CHE

theoretical besttime: 1:28.642

1	2:02.475	59.776		35.912	215	26.787	195		15	1:32.653	34.035	186	32.199	215	26.419	194	237
2	1:31.373	34.603	185	31.214	220	25.556	195	236	16	1:32.683	34.301	186	33.067	218	25.315	195	237
3	1:30.473	34.560	186	30.499	221	25.414	195	236	17	1:47.963	34.118	186	30.942	220	42.903		237
4	1:29.545				221	25.378	195	236	18	3:07.328		-		213	27.014	192	
5	1:48.494	34.080	187	31.326	220	43.088		235	19	1:30.794	34.492	185	31.013	220	25.289	196	231
6	3:45.857	2:48.659		31.307	220	25.891	195		20	1:29.065	33.703	187	30.238	222	25.124	196	237
7	1:29.671	33.931	185	30.388	221	25.352	196	236	21	1:29.168	33.714	185	30.165	222	25.289	196	238
8	1:29.428	33.761	187	30.408	220	25.259	196	237	22	1:28.867	33.487	187	30.236	221	25.144	195	237
9	1:55.460	35.505	184	33.609	155	46.346		237	23	1:49.601	34.743	184	31.404	221	43.454		238
10	6:19.886				218	26.105	194		24	5:08.072	4:12.753	186	30.306	220	25.013	194	
11	1:29.869	33.939	187	30.603	221	25.327	196	236	25	1:28.978	33.820	188	30.168	221	24.990	197	237
12	1:35.007	34.281	186	32.069	145	28.657	193	238	26	1:29.605	33.755	188	30.618	221	25.232	197	238
13	1:51.362	35.604	184	32.375	215	43.383		236	27	1:29.029	33.649	188	30.171	223	25.209	194	238
14	3:14.076	2:17.130	186	31.503	218	25.443	195		28	1:46.930	33.975	187	30.225	220	42.730		238

### 7 Alfred Renauer, DEU/ Herbert Handlos, AUT

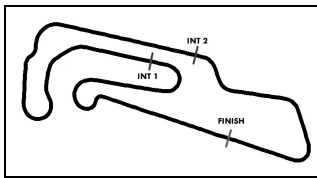
theoretical besttime: 1:29.259

1	5:57.942	4:56.091	178	34.649	212	27.202	196		14	1:51.575	34.227	188	32.759	194	44.589		237
2	1:31.088	34.740		30.873	220	25.475	198	236	15	3:12.894	2:15.896	187	31.368	221	25.630	197	
3	1:29.654	33.887	189	30.287	222	25.480	197	240	16	1:30.036	34.075	188	30.590	221	25.371	196	239
4	1:29.316	33.787	188	30.175	222	25.354	196	239	17	1:30.525	34.159	187	30.821	221	25.545	196	238
5	1:29.331	33.821	188	30.213	222	25.297	196	238	18	1:31.067	34.649	188	30.924	222	25.494	197	238
6	1:49.414	34.198	186	31.747	220	43.469		238	19	1:30.255	34.231	188	30.686	223	25.338	197	238
7	2:55.449				220	26.569	151		20	1:50.140	34.567	180	32.383	212	43.190		239
8	2:11.701	43.796	139	40.165	165	47.740		138	21	3:09.151	1:54.562	187	30.948	220	43.641		
9	12:03.303	11:06.028	182	31.592	217	25.683	194		22	1:48.389	51.758	187	31.027	220	25.604	197	
10	1:31.229	34.549	185	31.131	219	25.549	196	235	23	1:29.828	34.033	188	30.492	220	25.303	197	238
11	1:32.062	34.460	186	31.977	222	25.625	195	237	24	1:29.389		-		223	25.335	198	239
12	1:30.955	34.505	187	30.970	220	25.480	196	237	25	1:29.849	33.837	189	30.605	220	25.407	197	238
13	1:31.501	34.260	187	31.498	222	25.743	196	238	26	1:50.963	33.844	189	33.367	193	43.752		239

### 8 Robert Renauer, DEU/ Norbert Siedler, AUT

theoretical besttime: 1:28.407

1	3:16.705	2:15.440	179	33.292	215	27.973	194		14	1:49.653	34.040	188	31.442	222	44.171		239
2	1:31.835	35.029	187	30.886	220	25.920	196	220	15	4:25.741	3:28.635	187	30.831	221	26.275	197	
3	1:29.636	34.042	188	30.298	222	25.296	197	237	16	1:28.607	33.743	189	29.972	223	24.892	197	239
4	1:28.466	33.654	188	29.914	222	24.898	196	237	17	1:28.898	33.827	189	30.014	223	25.057	196	239
5	1:30.901	33.804	186	31.537	218	25.560	196	238	18	1:48.582	34.359	189	30.911	222	43.312		239
6	1:28.749	33.839	187	30.032	221	24.878	197	238	19	2:42.198	1:44.034	187	32.396	219	25.768	197	
7	1:28.525	33.733	189	29.953	221	24.839	197	238	20	1:29.770	34.192	186	30.323	221	25.255	198	239
8	1:48.520	34.261	187	30.607	221	43.652		238	21	1:29.104	33.783	189	30.312	221	25.009	197	239
9	19:25.703	18:23.857	186	36.297	214	25.549	196		22	1:29.031	33.864	187	30.099	222	25.068	197	239
10	1:29.877	34.037	188	30.192	222	25.648	197	237	23	1:28.875	33.695	188	30.218	221	24.962	196	239



# ADAC GT Masters

## Lap analysis Free Practice 2



Provisional

Oschersleben, Length: 3696 m

Air temperature: 21.3°C

Track temperature: 24.4°C

Weather condition: Dry



Reg. Nr.: 115/2014

Friday 25.4.2014 11:50

Lap	Time	SE1	SP1	SE2	SP2	SE3	SP3	TSP	Lap	Time	SE1	SP1	SE2	SP2	SE3	SP3	TSP
11	1:30.087	33.807	188	30.426	222	25.854	196	238	24	1:29.195	33.858	188	30.157	222	25.180	197	239
12	1:29.390	33.898	187	30.334	221	25.158	197	237	25	1:52.835	35.306		32.929	215	44.600		239
13	1:28.903	33.703	189	30.264	222	24.936	197	239									

### 9 Dominik Jöst, DEU/ Florian Scholze, DEU

theoretical besttime: 1:30.145

1	2:16.009	1:15.722	178	33.403	213	26.884	192		12	1:30.768	34.222	188	30.848	220	25.698	196	238
2	1:33.572	34.856	186	31.968	216	26.748	194	233	13	1:30.976	34.250	187	30.865	222	25.861	195	238
3	1:33.853	36.966	183	31.216	220	25.671	194	230	14	1:31.174	34.467	189	31.026	222	25.681	197	238
4	1:30.436	34.211	187	30.902	217	25.323	196	236	15	1:32.040	35.105	180	31.114	220	25.821	197	239
5	1:30.376	33.993	188	30.879	221	25.504	196	237	16	1:31.901	34.774	188	31.267	220	25.860	197	239
6	1:30.692	34.248	188	30.829	220	25.615	195	238	17	1:49.798	34.384	185	31.145	220	44.269		239
7	1:30.948	34.484	186	30.885	220	25.579	195	237	18	2:26.005	1:28.622	186	31.488	220	25.895	194	
8	1:31.985	34.623	187	31.363	218	25.999	194	237	19	1:31.092	34.491	185	30.856	221	25.745	192	237
9	1:49.759				221	43.891		237	20	1:31.243	34.513	187	31.156	221	25.574	196	237
10	28:53.467	27:55.608	184	31.756	220	26.103	192		21	1:51.948	35.388	185	32.318	195	44.242		236
11	1:31.783	35.033	180	31.060	220	25.690	197	235									

### 10 Kelvin van der Linde, ZAF/ Rene Rast, DEU

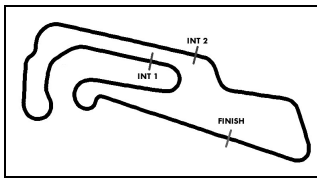
theoretical besttime: 1:28.278

1	5:37.037	4:31.558	122	36.654	176	28.825	181		19	1:28.985	33.942	185	30.168	218	24.875	194	235
2	1:37.207	38.112	180	31.365	216	27.730	193	178	20	1:28.688	33.672	185	29.995	218	25.021	193	234
3	1:30.169	34.145	181	30.453	216	25.571	194	231	21	1:28.498	33.597	186	30.009	217	24.892	191	233
4	1:28.891	33.794	185	30.011	216	25.086	193	232	22	1:28.856	33.763	186	30.131	217	24.962	194	232
5	1:29.016	33.735		30.131	216	25.150	193	232	23	1:28.344	33.552	186	30.012	218	24.780	194	233
6	1:29.267	33.866	185	30.145	217	25.256	193	232	24	1:28.751	33.688	185	30.122	219	24.941	193	233
7	1:29.157				217	25.243	192	232	25	1:48.054	34.040	186	30.456	219	43.558		235
8	1:47.895	33.917	186	30.359	216	43.619		233	26	2:31.666				215	25.617	192	
9	5:27.327	4:31.725	182	30.612	215	24.990	192		27	1:30.177	34.223	184	30.366	216	25.588	190	232
10	1:28.910	33.737	184	30.142	217	25.031	194	232	28	1:29.304	33.990	186	30.178	216	25.136	194	232
11	1:29.046	33.779	185	30.115	219	25.152	195	234	29	1:29.322	34.035	185	30.137	217	25.150	195	233
12	1:29.138	33.976	185	30.082	219	25.080	194	235	30	1:28.959	33.667	186	30.182	217	25.110	195	235
13	1:28.575	33.656	185	29.962	218	24.957	193	236	31	1:29.372	33.800	186	30.321	218	25.251	194	235
14	1:29.851	33.900	186	30.854	217	25.097	194	233	32	1:29.155	33.775	186	30.163	218	25.217	194	235
15	1:28.787				216	24.854	193	233	33	1:29.791				217	25.352	195	236
16	1:29.467	33.536	1	30.937	216	24.994	194	233	34	1:29.808	34.006	1	30.392	217	25.410	195	236
17	1:29.348				218	24.959	194	235	35	1:49.310	34.508	184	30.866	204	43.936		235
18	1:29.010	33.638	185	30.110	219	25.262	194	234									

### 11 Philip Hamprecht, DEU/ Nicki Thiim, DNK

theoretical besttime: 1:28.060

1	1:45.809	46.756	161	32.793	210	26.260	191		17	2:38.444	1:36.145	147	32.305	215	29.994	191	
2	1:30.499	34.337	179	30.677	216	25.485	191	229	18	1:29.624	33.965		30.376	216	25.283	193	231
3	1:29.131	33.800	183	30.224	215	25.107	193	230	19	1:29.362	33.903	185	30.316	216	25.143	193	232
4	1:29.184	33.864	184	30.241	216	25.079	194	231	20	1:29.107	33.754	184	30.180	218	25.173	193	233
5	1:28.671	33.699	183	29.951	216	25.021	191	232	21	1:29.814	33.833		30.684	217	25.297	192	234
6	1:29.223	33.786	183	30.255	215	25.182	192	231	22	1:48.485	33.692		30.340	216	44.453		233
7	1:47.100	33.809	184	30.170	216	43.121		231	23	4:24.710	3:21.410	149	35.922	181	27.378	191	
8	3:37.776	2:17.392	143	32.122	213	48.262			24	1:32.362	35.178	182	31.257	203	25.927	193	231
9	2:57.465	1:37.996	179	33.722	205	45.747			25	1:29.555	33.950	184	30.231	216	25.374	191	231
10	4:10.759	3:13.692	181	31.234	216	25.833	191		26	1:29.324	33.870	184	30.302	218	25.152	192	231
11	1:31.064	34.461	184	30.781	217	25.822	192	231	27	1:46.813	33.729	184	30.188	217	42.896		233
12	1:29.915	34.041	183	30.514	217	25.360	191	232	28	2:28.273	1:31.594	183	30.859	194	25.820	193	
13	1:30.266	34.315	183	30.628	216	25.323	192	231	29	1:28.060	33.477	184	29.834	217	24.749	194	232
14	1:30.438	34.173	184	30.606	216	25.659	191	232	30	1:28.256	33.518	184	29.857	217	24.881	192	234
15	1:36.140	34.743	168	35.088	217	26.309	191	232	31	1:30.172	33.666	185	30.613	215	25.893	193	233
16	1:49.900	34.904	183	31.328	216	43.668		233	32	1:47.438	33.954	184	30.479	216	43.005		233



# ADAC GT Masters

## Lap analysis Free Practice 2



Provisional

Oschersleben, Length: 3696 m

Air temperature: 21.3°C

Track temperature: 24.4°C

Weather condition: Dry



Reg. Nr.: 115/2014

Friday 25.4.2014 11:50

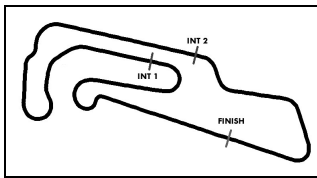
Lap	Time	SE1	SP1	SE2	SP2	SE3	SP3	TSP	Lap	Time	SE1	SP1	SE2	SP2	SE3	SP3	TSP
<b>12</b>	Stefan Wackerbauer, DEU/ Markus Winkelhock, DEU								<b>theoretical besttime: 1:28.626</b>								
1	2:29.434	1:17.081	139	40.889	129	31.464	166		17	4:48.592	3:41.766	152	39.380	176	27.446	191	
2	1:36.789	37.832	181	32.509	193	26.448	192	177	18	1:55.208	35.174	184	34.153	206	45.881		231
3	1:32.768	34.492	183	31.889	149	26.387	194	231	19	4:39.137	3:37.988	176	34.334	154	26.815	193	
4	1:31.027	34.976	184	30.601	216	25.450	193	233	20	1:30.289		-		218	25.263	192	231
5	1:30.613	34.549	184	30.506	216	25.558	193	233	21	1:29.822	34.080	184	30.441	217	25.301	192	232
6	1:29.464	33.865	185	30.264	217	25.335	193	233	22	1:29.622	33.927	185	30.355	217	25.340	194	232
7	1:29.451	34.066	184	30.203	217	25.182	193	232	23	1:29.581	34.157	185	30.387	218	25.037	194	233
8	1:48.381	34.142	184	30.786	215	43.453		232	24	1:29.768		-		<b>218</b>	25.232	194	233
9	2:31.665	1:32.870	182	32.910	209	25.885	192		25	1:30.389	34.185	185	30.899	218	25.305	194	<b>234</b>
10	1:54.260	34.041	185	34.664	180	45.555		231	26	1:47.720	34.216	185	30.427	217	43.077		233
11	4:09.838	3:13.248		31.130	215	25.460	192		27	2:42.216	1:46.361	180	30.967	217	24.888	194	
12	1:29.576	33.801	184	30.644	217	25.131	193	231	28	1:28.994		-		218	24.957	<b>194</b>	233
13	1:31.411	34.042	185	31.972	216	25.397	192	232	<b>29</b>	<b>1:28.660</b>	33.630	<b>186</b>	<b>30.122</b>	218	24.908	193	234
14	1:28.918	33.797	185	30.247	218	<b>24.874</b>	193	232	30	1:35.167	33.838		34.136	180	27.193	194	233
15	1:29.493	33.740	185	30.316	217	25.437	186	232	31	1:29.010	33.769	186	30.259	218	24.982	191	233
16	1:49.362	34.630	183	31.006	217	43.726		230	32	1:47.908	34.002	186	30.471	217	43.435		233

Lap	Time	SE1	SP1	SE2	SP2	SE3	SP3	TSP	Lap	Time	SE1	SP1	SE2	SP2	SE3	SP3	TSP
<b>13</b>	David Jahn, DEU/ Sven Barth, DEU								<b>theoretical besttime: 1:28.762</b>								
1	1:52.971	51.426	152	34.189	218	27.356	175		16	5:38.301	4:36.402	179	34.724	193	27.175	196	
2	1:56.463	39.010	125	32.394	222	45.059		185	17	1:33.334	34.619	189	31.905	199	26.810	200	238
3	3:27.771	2:29.834	187	31.064	223	26.873	197		18	1:29.801	33.783	190	30.661	226	25.357	200	242
4	1:32.211	34.541	188	31.077	179	26.593	198	239	19	1:34.309	33.883	191	34.708	224	25.718	198	<b>243</b>
5	1:30.102	34.081	190	30.566	224	25.455	198	240	20	1:29.105	33.580	191	30.258	<b>227</b>	25.267	200	241
6	1:51.174	35.550	187	30.767	223	44.857		240	21	1:47.477	33.610	189	30.693	226	43.174		242
7	10:38.714	9:38.313	178	33.589	220	26.812	197		22	2:35.460	1:36.749		32.509	222	26.202	198	
8	1:31.504	34.447	188	31.128	225	25.929	198	238	23	1:31.891	34.024	190	32.339	218	25.528	199	240
9	1:30.936	34.430	190	30.798	225	25.708	199	240	24	1:29.298	33.730	190	30.401	224	25.167	199	241
10	1:30.292	33.870	188	30.663	225	25.759	199	241	<b>25</b>	<b>1:29.089</b>	33.907	188	<b>30.160</b>	224	<b>25.022</b>	199	240
11	1:30.103	33.778	190	30.633	225	25.692	200	241	26	1:29.277	33.846	189	30.334	223	25.097	199	240
12	1:30.045	33.960	189	30.692	224	25.393	<b>200</b>	242	27	1:32.244	34.876	185	31.815	221	25.553	198	241
13	1:30.031	33.881	<b>191</b>	30.471	226	25.679	197	242	28	1:29.421	34.094		30.228	224	25.099	199	240
14	1:32.024	33.965	190	32.327	225	25.732	198	241	29	1:50.012	35.318	186	31.300	221	43.394		225
15	1:48.222	34.069	190	30.794	226	43.359		242									

Lap	Time	SE1	SP1	SE2	SP2	SE3	SP3	TSP	Lap	Time	SE1	SP1	SE2	SP2	SE3	SP3	TSP
<b>14</b>	Florian Spengler, DEU/ Ryan Sharp, GBR								<b>theoretical besttime: 1:29.774</b>								
1	12:06.856	11:02.720		36.439	207	27.697	193		14	1:31.432	34.449	180	31.182	219	25.801	195	234
2	1:34.511	36.202	181	31.707	220	26.602	194	231	15	1:32.493	34.513	187	31.397	219	26.583	191	236
3	1:31.000	34.438	185	30.742	220	25.820	195	235	16	1:31.588	34.444	185	31.200	218	25.944	193	233
4	1:37.199	37.862	185	30.865	220	28.472	154	235	17	1:50.559	34.448	185	32.439	195	43.672		235
5	2:07.692	41.944	160	36.610	181	49.138		141	18	5:09.188	4:09.205	174	33.137	215	26.846	195	
6	5:03.631	4:05.671	183	31.688	218	26.272	191		19	1:36.731	34.512	186	35.595	168	26.624	195	234
7	1:32.230	34.798	181	31.363	220	26.069	193	233	20	1:30.523	34.184	187	30.894	219	25.445	195	235
8	1:30.825	34.126	185	30.947	221	25.752	194	234	21	1:30.649	34.169	187	30.903	219	25.577	<b>196</b>	237
9	1:30.993	34.219	185	30.945	219	25.829	193	234	22	1:29.992	33.884	187	30.542	<b>222</b>	25.566	195	236
10	1:31.344	34.115	185	30.972	220	26.257	192	235	<b>23</b>	<b>1:29.805</b>	33.915	188	<b>30.507</b>	221	<b>25.383</b>	195	<b>237</b>
11	1:51.549	34.407	186	32.028	218	45.114		235	24	1:31.123	34.753	188	30.723	221	25.647	195	237
12	5:24.177	4:25.694	184	31.770	218	26.713	190		25	1:30.637	34.088	<b>189</b>	30.764	219	25.785	195	235
13	1:31.541	34.452	186	31.059	219	26.030	193	234	26	1:51.130	34.071	187	30.877	219	46.182		237

Lap	Time	SE1	SP1	SE2	SP2	SE3	SP3	TSP	Lap	Time	SE1	SP1	SE2	SP2	SE3	SP3	TSP
<b>16</b>	Rahel Frey, CHE/ Philip Geipel, DEU								<b>theoretical besttime: 1:29.606</b>								
1	2:01.280	59.026		35.143	156	27.111	189		8	4:41.192	3:42.782	178	32.437	214	25.973	191	
2	1:38.011	36.491	121	34.588	194	26.932	192	230	9	1:30.632	34.422	184	30.648	216	25.562	192	231
3	1:30.884	34.441	184	31.065	216	25.378	193	232	10	1:31.403	35.247	184	30.702	216	25.454	193	232
4	1:50.302	<b>34.055</b>	184	30.608	<b>218</b>	45.639		232	11	1:30.247	34.211	185	30.541	216	25.495	193	<b>233</b>
5	8:02.124	7:03.492	177	32.866	214	25.766	192		<b>12</b>	<b>1:29.767</b>	34.109		<b>30.302</b>	217	25.356	192	232
6	1:30.146	34.327	184	30.570	216	<b>25.249</b>	193	232	13	1:29.773	34.106	185	30.362	216	25.305	<b>193</b>	233
7	1:56.433	36.306	170	34.197	194	45.930		226	14	4:42.005	34.104	<b>185</b>	3:11.770	97	56.131		233





# ADAC GT Masters

## Lap analysis Free Practice 2



Provisional

Oschersleben, Length: 3696 m

Air temperature: 21.3°C

Track temperature: 24.4°C

Weather condition: Dry



Reg. Nr.: 115/2014

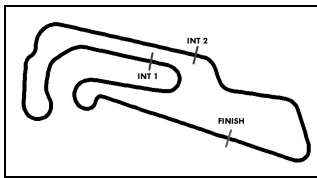
Friday 25.4.2014 11:50

Lap	Time	SE1	SP1	SE2	SP2	SE3	SP3	TSP	Lap	Time	SE1	SP1	SE2	SP2	SE3	SP3	TSP
<b>17 Remo Lips, CHE/ Lennart Marioneck, DEU</b>									<b>theoretical besttime: 1:30.572</b>								
1	2:40.955	1:38.341	178	34.998	213	27.616	196		10	1:31.580	34.566	186	31.052	224	25.962	197	239
2	1:33.563	35.116	185	31.829	221	26.618	197	238	11	1:31.126	34.460	186	30.834	223	25.832	197	238
3	1:31.899	34.764	186	31.013	223	26.122	197	239	<b>12</b>	<b>1:30.703</b>	34.293	188	30.784	223	<b>25.626</b>	<b>198</b>	239
4	1:33.367	35.220		31.348	196	26.799	198	239	13	1:53.403	36.175	187	31.795	194	45.433		192
5	1:31.568				224	26.050	197	241	14	2:49.205	1:50.633		31.112	224	27.460	197	
6	1:31.042	34.366	187	30.781	224	25.895	198	240	15	1:30.830	34.184	<b>189</b>	30.937	224	25.709	197	241
7	1:50.093	34.805	187	31.160	224	44.128		241	16	1:31.252	34.563	189	<b>30.762</b>	224	25.927	197	<b>241</b>
8	20:55.730	19:49.594	129	37.647	165	28.489	192		17	1:37.219	37.751	182	33.372	<b>225</b>	26.096	197	240
9	1:39.273	38.084	181	34.455	204	26.734	197	175	18	1:50.907	34.331	189	32.118	168	44.458		241

<b>18 Toni Seiler, CHE/ Jeroen Bleekemolen, NLD</b>									<b>theoretical besttime: 1:28.334</b>								
1	2:52.285	1:50.126	181	34.511	216	27.648	196		16	1:31.809	34.760	187	31.228	226	25.821	197	239
2	1:35.943	36.323	185	32.708	221	26.912	198	212	17	1:30.494	33.926		31.081	225	25.487	197	241
3	1:36.622	34.079	190	33.592	182	28.951	<b>201</b>	241	18	1:30.902	34.242	189	31.103	225	25.557	198	242
4	1:29.378	34.042	189	30.223	227	25.113	199	241	19	1:31.027	34.261	187	31.098	224	25.668	199	240
5	1:29.067	33.592	191	30.108	227	25.367	199	242	20	1:30.405	33.788		30.967	225	25.650	198	242
6	1:48.534	33.809	190	30.304	227	44.421		241	21	1:30.455	33.750	190	31.135	226	25.570	196	241
7	4:06.658				225	25.469	199		22	1:30.861				223	25.826	197	240
8	1:29.044	33.725	<b>192</b>	30.232	227	25.087	199	241	23	1:45.220	34.327	188	31.190	225	39.703		241
9	1:53.632	35.274	185	33.246	207	45.112		241	24	6:14.435	5:16.874	185	31.606	222	25.955	197	
10	7:06.160	6:06.818	183	32.613	221	26.729	198		25	1:35.076	37.478	175	31.984	225	25.614	201	241
11	1:28.762	33.828	191	<b>29.998</b>	<b>227</b>	24.936	199	240	26	1:31.035	34.387	189	30.952	225	25.696	199	<b>243</b>
12	1:34.686	35.950	187	32.587	219	26.149	200	205	27	1:30.326	33.892	190	30.830	225	25.604	199	242
13	<b>1:28.392</b>	<b>33.581</b>	192	30.056	226	<b>24.755</b>	199	242	28	1:30.237	34.012	189	30.838	224	25.387	199	242
14	1:50.581	34.518	189	31.487	221	44.576		241	29	1:31.044	34.200	190	31.135	223	25.709	198	242
15	2:58.680	1:51.352	160	39.531	179	27.797	195		30	1:51.772	34.688	191	31.256	224	45.828		242

<b>19 Claudia Hürtgen, DEU/ Dominik Baumann, AUT</b>									<b>theoretical besttime: 1:28.109</b>								
1	1:54.587	53.766		34.275	157	26.546	193		16	1:46.862	33.759	185	30.645	218	42.458		234
2	1:31.562					25.986	195	232	17	3:45.406	2:34.717	125	40.050	159	30.639	160	
3	1:29.961	34.172	185	30.566	217	25.223	194	233	18	2:07.676	43.142	167	37.894	132	46.640		146
4	1:29.548	33.890	186	30.401	218	25.257	195	236	19	4:47.419	3:47.133	185	34.354	214	25.932	193	
5	1:29.558	33.956	185	30.282	218	25.320	194	233	20	1:29.612	33.906	187	30.631	219	25.075	195	233
6	1:48.485	34.104	186	30.918	191	43.463		234	21	1:28.799	33.675	187	30.293	221	<b>24.831</b>	196	235
7	3:05.200	2:04.442	180	33.795	176	26.963	197		22	1:30.101	33.749		30.083	220	26.269	195	235
8	1:31.211	34.014	186	31.358	217	25.839	194	235	23	1:28.805	33.993	<b>187</b>	29.936	<b>221</b>	24.876	196	237
9	1:30.517	34.294	183	30.741	217	25.482	194	235	24	1:47.663	33.800	187	31.486	207	42.377		<b>237</b>
10	1:53.893	34.110		35.083	159	44.700		233	25	2:41.072				217	24.946	196	
11	4:55.248	3:57.724	176	31.949	218	25.575	194		<b>26</b>	<b>1:28.127</b>	33.533	186	<b>29.748</b>	220	24.846	<b>198</b>	235
12	1:29.696	33.869	185	30.428	218	25.399	196	234	27	1:28.868	33.914		29.918	218	25.036	195	236
13	1:46.360	33.767	185	30.379	218	42.214		234	28	1:28.487	33.530		29.934	217	25.023	194	234
14	4:16.395	3:18.280	164	32.547	216	25.568	194		29	1:46.188	33.622	186	30.269	219	42.297		235
15	1:29.949	34.198	186	30.550	218	25.201	195	234									

<b>20 Max Sandritter, DEU/ Jens Klingmann, DEU</b>									<b>theoretical besttime: 1:28.257</b>								
1	1:53.499	53.011	164	33.866	196	26.622	191		17	1:29.272	34.232	182	30.023	219	25.017	196	234
2	1:31.596	35.460		30.655	215	25.481	193	229	18	1:28.697	33.878	184	29.979	220	<b>24.840</b>	194	235
3	1:29.672				216	25.303	194	231	19	1:28.694	33.815	185	29.990	220	24.889	196	234
4	1:29.463	34.053	183	30.199	216	25.211	192	232	20	1:28.924				219	25.052	193	234
5	1:29.033	33.928	185	30.034	217	25.071	193	232	21	1:49.217	33.997	183	30.155	<b>221</b>	45.065		234
6	1:29.238	33.864	184	30.178	216	25.196	194	233	22	3:38.721	2:41.238	137	32.540	216	24.943	194	
7	1:46.955	34.124	183	30.327	215	42.504		233	<b>23</b>	<b>1:28.611</b>	33.657	184	30.084	219	24.870	196	234
8	3:51.533	2:55.774	184	30.481	216	25.278	194		24	1:28.713	33.706	184	<b>29.857</b>	219	25.150	195	234
9	1:30.017	34.289	184	30.458	216	25.270	193	234	25	1:28.619	33.560	185	29.979	218	25.080	195	<b>235</b>
10	1:50.720	34.606	182	31.189	210	44.925		233	26	1:45.825	33.778	183	30.030	217	42.017		235
11	4:00.250				218	25.706	191		27	4:43.088	3:47.807	183	30.163	217	25.118	195	
12	1:30.380	34.289	1	30.553	219	25.538	193	232	28	1:29.006	33.811	185	30.058	218	25.137	193	235
13	1:30.233	34.354	183	30.355	219	25.524	194	233	29	1:29.184	33.682	185	30.321	217	25.181	<b>196</b>	235
14	1:48.035	34.613	183	30.640	218	42.782		234	30	1:28.975	33.720	<b>186</b>	30.054	218	25.201	196	234



# ADAC GT Masters

## Lap analysis Free Practice 2



Provisional

Oschersleben, Length: 3696 m

Air temperature: 21.3°C

Track temperature: 24.4°C

Weather condition: Dry



Reg. Nr.: 115/2014

Friday 25.4.2014 11:50

Lap	Time	SE1	SP1	SE2	SP2	SE3	SP3	TSP	Lap	Time	SE1	SP1	SE2	SP2	SE3	SP3	TSP
15	5:06.421	3:56.110		40.109	168	30.202	176		31	1:47.593	33.926	186	30.294	216	43.373		235
16	1:40.085	37.845		35.240	179	27.000	193	162									

### 21 Luca Ludwig, DEU/ Alon Day, ISR

theoretical besttime: 1:29.801

1	2:06.863	59.052	137	37.600	161	30.211	188		16	1:30.634	34.205		30.803	222	25.626	196	238
2	1:44.653	40.179		36.160	168	28.314	193	184	17	1:30.292	34.052	186	30.804	222	25.436	194	238
3	1:37.248	36.738	182	33.470	211	27.040	194	222	18	1:30.515	34.216	186	30.882	222	25.417	196	237
4	1:52.518	36.359	184	32.798	206	43.361		222	19	1:30.271	34.156	187	30.715	221	25.400	195	237
5	5:25.489	4:22.416	148	35.234	179	27.839	190		20	1:41.576	36.315	178	35.630	137	29.631	195	237
6	1:38.116	37.219	182	33.246	204	27.651	195	218	21	1:49.530	34.199	187	32.091	220	43.240		237
7	1:36.809	36.641	174	33.188	192	26.980	196	219	22	4:41.481	3:43.060	187	31.721	197	26.700	195	
8	1:55.812	34.645	186	33.608	180	47.559		229	23	1:30.860	34.293	187	30.896	220	25.671	196	237
9	7:08.571	6:11.284	186	31.489	218	25.798	195		24	1:30.736	34.226	187	30.839	222	25.671	197	238
10	1:30.213				221	25.301	196	237	25	1:30.588	34.223		30.851	221	25.514	197	239
11	1:30.091	33.946	188	30.754	219	25.391	195	237	26	1:30.235		-		222	25.451	196	238
12	1:30.181	34.023	187	30.877	219	25.281	195	238	27	1:30.050	33.982	187	30.653	221	25.415	195	239
13	1:30.463	34.029	187	30.899	220	25.535	196	238	28	1:30.318	34.179	187	30.574	222	25.565	195	239
14	1:47.699	34.237	187	30.984	220	42.478		237	29	1:56.580	37.397	185	33.719	153	45.464		238
15	2:42.970	1:45.165	162	32.223	221	25.582	196										

### 23 Jan Seyffarth, DEU/ Maro Engel, DEU

theoretical besttime: 1:29.142

1	2:09.308	1:09.209	180	33.230	216	26.869	192		14	1:30.929	34.064	186	31.527	219	25.338	194	235
2	1:32.821	36.066	184	31.161	218	25.594	194	233	15	1:47.511	34.075	186	30.692	220	42.744		236
3	1:30.014	34.205	185	30.615	219	25.194	195	236	16	6:21.857	5:20.309	118	35.019	165	26.529	193	
4	1:30.131	33.879	186	30.545	220	25.707	194	236	17	1:32.385	35.103	185	31.497	218	25.785	194	233
5	1:30.133	34.352	185	30.613	220	25.168	194	235	18	1:29.659	34.092		30.384	221	25.183	194	235
6	1:30.705	34.115	185	31.216	218	25.374	194	235	19	1:29.204	33.914	185	30.256	221	25.034	194	235
7	1:29.619	33.974	186	30.464	220	25.181	195	235	20	1:46.291	33.884	186	30.292	220	42.115		235
8	1:49.402	34.287	185	31.271	218	43.844		235	21	4:14.220	3:17.541	186	31.131	219	25.548	193	
9	9:32.964	8:36.547	184	31.158	218	25.259	194		22	1:29.876	34.091	185	30.501	219	25.284	196	235
10	1:29.485	33.896	186	30.423	220	25.166	195	233	23	1:29.597	33.852	186	30.542	219	25.203	195	237
11	1:29.873	34.000	186	30.525	219	25.348	194	237	24	1:29.590	33.940	186	30.408	220	25.242	195	237
12	1:47.270	34.161	187	30.640	221	42.469		236	25	1:30.019	33.897	187	30.547	220	25.575	194	238
13	4:28.339	3:31.957	185	31.078	219	25.304	194		26	1:49.812	34.079	187	32.102	219	43.631		236

### 24 Albert von Turn und Taxis, DEU/ Tomas Enge, CZE

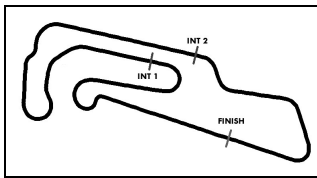
theoretical besttime: 1:31.957

1	12:45.477	11:36.540	150	38.329	163	30.608	194		3	1:32.448	35.035	189	31.405	226	26.008	198	240
2	1:36.370	36.135	185	32.910	184	27.325	198	235	4	1:54.891	34.544	190	34.340	157	46.007		241

### 25 Marc A. Hayek, CHE/ Peter Kox, NLD

theoretical besttime: 1:28.030

1	2:49.025	1:47.112	158	35.384	156	26.529	196		16	1:28.890	33.871	188	30.098	219	24.921	196	234
2	1:30.462	34.221	187	30.874	218	25.367	196	233	17	1:28.906	33.717	188	30.192	220	24.997	196	235
3	1:29.302	33.899	186	30.306	219	25.097	197	234	18	1:48.164	33.769	189	30.528	220	43.867		235
4	1:29.833	33.810	188	30.574	220	25.449	197	235	19	4:43.934	3:41.348	181	32.037	217	30.549	195	
5	1:29.310	33.822	188	30.419	219	25.069	197	236	20	1:28.498	33.617	188	30.090	220	24.791	197	234
6	1:28.966	33.743	187	30.129	219	25.094	196	235	21	1:28.547	33.496	189	30.144	221	24.907	196	236
7	1:28.963	33.839	187	30.131	220	24.993	196	235	22	1:27.931		-		220	24.854	196	235
8	1:48.376	34.192	184	32.432	217	41.752		234	23	1:28.041	33.413	189	29.826	221	24.802	198	235
9	8:24.221	7:28.456	186	30.586	219	25.179	196		24	1:47.876	34.045		30.873	219	42.958		236
10	1:28.926	33.701	189	30.184	221	25.041	196	235	25	3:04.082	2:04.580	184	32.596	218	26.906	187	
11	1:29.255	34.119	186	30.184	221	24.952	196	236	26	1:35.384	34.747	187	31.698	218	28.939	185	230
12	1:28.854	33.713	189	30.064	222	25.077	196	236	27	1:32.442	34.835	187	31.580	218	26.027	195	232
13	1:29.357	33.763	188	30.300	221	25.294	197	236	28	1:31.747	34.469	186	31.324	217	25.954	196	234
14	1:46.630	33.824	188	31.130	219	41.676		237	29	1:53.164	34.857	186	33.197	215	45.110		234
15	5:25.589	4:27.692	178	32.450	218	25.447	196										



# ADAC GT Masters

## Lap analysis Free Practice 2



Provisional

Oschersleben, Length: 3696 m

Air temperature: 21.3°C

Track temperature: 24.4°C

Weather condition: Dry



Reg. Nr.: 115/2014

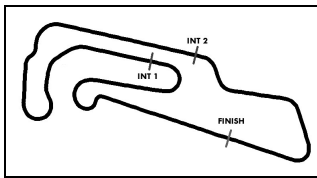
Friday 25.4.2014 11:50

Lap	Time	SE1	SP1	SE2	SP2	SE3	SP3	TSP	Lap	Time	SE1	SP1	SE2	SP2	SE3	SP3	TSP
<b>26 Maximilian Götz, DEU/ Maximilian Buhk, DEU</b>									<b>theoretical besttime: 1:28.649</b>								
1	11:09.774	10:09.943	180	32.636	214	27.195	193		12	1:29.931	33.705	188	30.674	223	25.552	195	238
2	1:32.807	34.894	186	32.404	219	25.509	196	231	13	1:46.924	33.947	186	31.093	222	41.884		238
3	1:29.155	33.946	188	<b>30.143</b>	221	25.066	196	236	14	5:02.801	4:04.408	185	32.081	214	26.312	196	
4	1:33.413	34.069	188	32.904	212	26.440	196	236	15	1:30.058	34.172	188	30.495	220	25.391	196	237
5	1:51.191	34.002	189	31.136	188	46.053		237	16	1:35.075	34.521	170	32.115	197	28.439	<b>197</b>	237
6	7:40.015	6:43.695	187	31.024	220	25.296	195		17	1:29.649	33.943	187	30.362	222	25.344	196	239
7	1:29.084	33.703	188	30.353	<b>223</b>	<b>25.028</b>	195	236	18	1:29.922	34.188	189	30.406	223	25.328	195	238
8	<b>1:28.983</b>	<b>33.478</b>	189	30.473	221	25.032	196	237	19	1:29.549	33.914	189	30.343	223	25.292	195	<b>239</b>
9	1:29.126	33.693	188	30.302	221	25.131	195	238	20	1:29.533	34.027	189	30.263	222	25.243	194	237
10	1:29.490				221	25.159	195	237	21	1:29.393	34.024	<b>190</b>	30.196	222	25.173	196	237
11	1:29.596	33.746	188	30.649	222	25.201	195	237	22	1:48.030	34.500	188	30.997	221	42.533		238

<b>27 Heinz-Harald Frentzen, DEU/ Luca Stolz, DEU</b>									<b>theoretical besttime: 1:29.776</b>								
1	2:24.449				195	27.459	194		15	1:30.768				223	25.620	197	239
2	1:33.719	35.021	186	31.185	221	27.513	196	234	16	1:30.499	34.312	189	30.711	<b>223</b>	25.476	197	238
3	1:35.860	34.730	177	33.207	166	27.923	195	237	17	1:32.868	36.174	166	31.160	222	25.534	<b>197</b>	238
4	1:32.325	34.243	187	32.029	219	26.053	195	237	18	1:30.422	34.254	189	30.682	222	25.486	196	239
5	1:30.960	35.200	185	30.441	223	25.319	196	238	19	1:51.165	34.511	188	31.899	222	44.755		238
6	<b>1:30.105</b>	<b>34.091</b>	188	30.432	221	25.582	195	238	20	8:56.418	7:50.612	169	36.245	163	29.561	194	
7	1:53.554	36.999	151	31.566	217	44.989		237	21	1:34.348	34.386	188	30.657	221	29.305	197	237
8	3:27.759	2:31.290	188	30.969	221	25.500	197		22	1:30.518	34.328	186	30.611	222	25.579	196	239
9	1:50.667	34.284	<b>189</b>	30.688	222	45.695		238	23	1:30.679				221	25.443	196	<b>239</b>
10	10:16.548	9:19.974	186	31.060	220	25.514	196		24	1:33.849	35.207	174	32.007	197	26.635	196	239
11	1:30.613				221	25.417	196	235	25	1:30.432	34.381	189	<b>30.379</b>	222	25.672	196	239
12	1:33.856	37.414	188	30.852	220	25.590	196	237	26	1:30.305	34.361	188	30.499	222	25.445	196	239
13	1:30.290	34.360	188	30.624	221	<b>25.306</b>	196	238	27	1:33.896	34.227	186	31.375	182	28.294	178	239
14	1:32.969	34.609	184	32.624	221	25.736	197	239	28	1:57.670	37.243	179	33.659	181	46.768		195

<b>100 Daniel Dobitsch, AUT/ Florian Stoll, DEU</b>									<b>theoretical besttime: 1:28.241</b>								
1	2:03.458	1:00.670	172	35.668	211	27.120	190		18	1:29.777	34.047		30.507	215	25.223	193	231
2	1:32.513	34.788	183	31.705	216	26.020	187	229	19	1:29.012	33.839	184	30.182	217	24.991	192	233
3	1:31.140	34.472	183	31.007	217	25.661	194	229	20	1:28.733	33.888	184	30.094	217	<b>24.751</b>	192	232
4	1:31.333	34.344	184	31.608	216	25.381	193	<b>234</b>	21	1:29.543	33.969	183	30.285	217	25.289	193	232
5	1:29.826	34.024	185	30.574	218	25.228	193	232	22	1:47.025	34.399	183	30.885	217	41.741		232
6	1:30.749	34.786	185	30.645	216	25.318	193	233	23	4:08.883	3:09.745	163	33.402	215	25.736	192	
7	1:29.794	34.013	185	30.398	217	25.383	194	231	24	1:29.471	33.862	184	30.506	217	25.103	195	232
8	1:30.674	34.467	182	31.013	216	25.194	194	232	25	1:35.131	35.928	143	33.253	216	25.950	194	233
9	1:48.372	34.309	183	30.726	217	43.337		232	26	1:29.483	33.866	185	30.491	217	25.126	194	233
10	8:37.419	7:39.522	180	32.001	192	25.896	193		27	1:28.939	33.683	185	30.243	<b>218</b>	25.013	<b>195</b>	<b>234</b>
11	1:30.325				216	25.167	192	231	28	1:42.465	38.073		38.269	162	26.123	195	233
12	1:30.629	34.374	183	30.837	216	25.418	190	232	29	1:29.725	34.088	185	30.372	217	25.265	193	233
13	1:31.114	34.751	182	30.633	216	25.730	193	231	30	1:28.645	33.703	186	<b>29.962</b>	217	24.980	193	233
14	1:30.816	34.379		30.632	216	25.805	194	233	<b>31</b>	<b>1:28.605</b>	33.528	185	30.200	216	24.877	194	233
15	1:47.853	34.924	183	30.705	214	42.224		233	32	1:29.006	33.764	<b>186</b>	30.219	217	25.023	194	234
16	3:17.957	2:15.907	177	34.555	212	27.495	192		33	1:57.605	38.256	153	34.596	172	44.753		181
17	1:33.588	34.665	183	30.787	214	28.136	193	231									





# ADAC GT Masters

## Vmax list Free Practice 2

Provisional



Oschersleben, Length: 3696 m

Air temperature: 21.6°C

Track temperature: 25.0°C

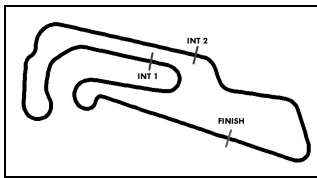
Weather condition: Dry



Reg. Nr.: 115/2014

Friday 25.4.2014 11:50

Nr	Team, Car, Driver, Nat	Top speed
2	<b>Callaway Competition, Corvette Z06.R GT3</b> Assenheimer Patrick , DEU Alessi Diego , ITA	243,54 km/h
1	<b>Callaway Competition, Corvette Z06.R GT3</b> Keilwitz Daniel , DEU Gavin Oliver , GBR	242,99 km/h
18	<b>Callaway Competition, Corvette Z06.R GT3</b> Seiler Toni , CHE Bleekemolen Jeroen , NLD	242,88 km/h
13	<b>RWT RACING Team, Corvette Z06.R GT3</b> Jahn David , DEU Barth Sven , DEU	242,82 km/h
24	<b>Reiter Engineering, SaReNi Camaro GT3</b> von Turn und Taxis Albert , DEU Enge Tomas , CZE	241,46 km/h
17	<b>Callaway Competition, Corvette Z06.R GT3</b> Lips Remo , CHE Marioneck Lennart , DEU	241,24 km/h
7	<b>TONINO Team Herberth, Porsche 911 GT3 R</b> Renauer Alfred , DEU Handlos Herbert , AUT	239,68 km/h
5	<b>Farnbacher Racing, Porsche 911 GT3 R</b> Farnbacher Mario , DEU Morcom Nathan , AUS	239,68 km/h
21	<b>BKK Mobil Oil Zakspeed, Mercedes-Benz SLS AMG GT3</b> Ludwig Luca , DEU Day Alon , ISR	239,41 km/h
27	<b>H.T.P. Motorsport, Mercedes-Benz SLS AMG GT3</b> Frentzen Heinz-Harald , DEU Stolz Luca , DEU	239,36 km/h
9	<b>TONINO Team Herberth, Porsche 911 GT3 R</b> Jöst Dominik , DEU Scholze Florian , DEU	239,36 km/h
8	<b>TONINO Team Herberth, Porsche 911 GT3 R</b> Renauer Robert , DEU Siedler Norbert , AUT	239,20 km/h
26	<b>H.T.P. Motorsport, Mercedes-Benz SLS AMG GT3</b> Götz Maximilian , DEU Buhk Maximilian , DEU	238,72 km/h
3	<b>GW-IT Racing Team, Porsche 911 GT3 R</b> van Laagen Jaap , NLD Engelhart Christian , DEU	238,51 km/h



# ADAC GT Masters

## Vmax list Free Practice 2

Provisional



Oschersleben, Length: 3696 m

Air temperature: 21.6°C

Track temperature: 25.0°C

Weather condition: Dry

**DMSB** Reg. Nr.: 115/2014  
Deutscher Motor Sport Bund e.V.

Friday 25.4.2014 11:50

Nr	Team, Car, Driver, Nat	Top speed
6	<b>Farnbacher Racing, Porsche 911 GT3 R</b> Asch Sebastian , DEU Frommenwiler Philipp , CHE	238,45 km/h
4	<b>GW-IT Racing Team, Porsche 911 GT3 R</b> Wossos Antonios , GRC Nathan Wolf , NLD	237,82 km/h
23	<b>ROWE RACING, Mercedes-Benz SLS AMG GT3</b> Seyffarth Jan , DEU Engel Maro , DEU	237,66 km/h
14	<b>MRS GT-Racing, McLaren MP4-12C GT3</b> Spengler Florian , DEU Sharp Ryan , GBR	237,14 km/h
25	<b>Blancpain Racing, Lamborghini Gallardo FL2</b> Hayek Marc A. , CHE Kox Peter , NLD	236,98 km/h
19	<b>PIXUM Team Schubert, BMW Z4 GT3</b> Hürtgen Claudia , DEU Baumann Dominik , AUT	236,93 km/h
10	<b>Prosperia C. Abt Racing, Audi R8 LMS ultra</b> van der Linde Kelvin , ZAF Rast Rene , DEU	235,68 km/h
20	<b>PIXUM Team Schubert, BMW Z4 GT3</b> Sandritter Max , DEU Klingmann Jens , DEU	234,95 km/h
11	<b>Prosperia C. Abt Racing, Audi R8 LMS ultra</b> Hamprecht Philip , DEU Thiim Nicki , DNK	234,44 km/h
12	<b>Prosperia C. Abt Racing, Audi R8 LMS ultra</b> Wackerbauer Stefan , DEU Winkelhock Markus , DEU	233,98 km/h
100	<b>kfzteile24 APR Motorsport, Audi R8 LMS ultra</b> Dobitsch Daniel , AUT Stoll Florian , DEU	233,93 km/h
16	<b>YACO Racing, Audi R8 LMS ultra</b> Frey Rahel , CHE Geipel Philip , DEU	233,12 km/h