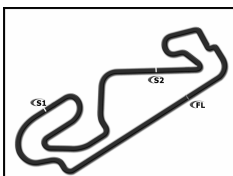


Esperit de Montjuïc

Group C

Results Booklet





BARCELONA 4.655 m.

Group C Esperit de Montjuïc Qualifying Practice 1

Final Classification

Nr.	Drivers	Team	Car	Cl	Time	Lap	Total	Gap	Kph	
1	17 C. D'ANSEMBOURG / H. REGOUT		PORSCHE	C3	1:44.098	9	9	-	-	161.0
2	111 M. DONOVAN		SPICE SE88	C2	1:47.295	9	13	+3.197	+3.197	156.2
3	25 K. KUBOTA / J. FOLCH		NISSAN R90CK	C1	1:48.505	3	13	+4.407	+1.210	154.4
4	15 A. WATT		SPICE SE89	C1	1:48.888	4	7	+4.790	+0.383	153.9
5	31 G. EVANS / B. BERRIDGE		MERCEDES C11	C1	1:50.256	3	6	+6.158	+1.368	152.0
6	28 K. ABRAHAMSSON		NISSAN R90CK	C1	1:53.212	9	10	+9.114	+2.956	148.0
7	12 R. KEMPNIH		PORSCHE 956C	C1	1:53.408	18	19	+9.310	+0.196	147.8
8	45 P. FRANCE / E. FRANCE		PORSCHE 962C	C1	1:53.533	17	17	+9.435	+0.125	147.6
9	60 E. RICKENBACHER		CHEETAH G606	C1	1:54.361	4	4	+10.263	+0.828	146.5
10	33 H. LINDBERG		PORSCHE 962	C1	1:54.407	7	10	+10.309	+0.046	146.5
11	5 P. HARBURG		PORSCHE 962	C1	1:57.632	11	12	+13.534	+3.225	142.5
12	72 P. GARROD		INTREPID RM1	C3	2:04.582	8	12	+20.484	+6.950	134.5

Not classified:

3	R. EYRE		JAGUAR XJR16	C3			4		
84	S. ROSINA		NISSAN NP190	C1			1		

Fastest Lap	Lap	Driver	Time	Kph
	Lap 9	Christophe D'ANSEMBOURG	1:44.098	161.0 Kph

Published at:

Track Status: **DRY**

Stewards:	Timekeeper:
-----------	-------------


Group C
 Esperit de Montjuïc
 Qualifying Practice 1

Provisional Classification by Group

Nr. Drivers	Team	Car	Cl	Time	Lap	Total	Gap	Kph
C1								
1 25	K. KUBOTA / J. FOLCH	NISSAN R90CK	C1	1:48.505	3	13		154.4
2	15 A. WATT	SPICE SE89	C1	1:48.888	4	7	+0.383 +0.383	153.9
3	31 G. EVANS	MERCEDES C11	C1	1:50.256	3	6	+1.751 +1.368	152.0
4	28 K. ABRAHAMSSON	NISSAN R90CK	C1	1:53.212	9	10	+4.707 +2.956	148.0
5	12 R. KEMPNIICH	PORSCHE 956C	C1	1:53.408	18	19	+4.903 +0.196	147.8
6	45 P. FRANCE / E. FRANCE	PORSCHE 962C	C1	1:53.533	17	17	+5.028 +0.125	147.6
7	60 E. RICKENBACHER	CHEETAH G606	C1	1:54.361	4	4	+5.856 +0.828	146.5
8	33 H. LINDBERG	PORSCHE 962	C1	1:54.407	7	10	+5.902 +0.046	146.5
9	5 P. HARBURG	PORSCHE 962	C1	1:57.632	11	12	+9.127 +3.225	142.5
Not classified:								
84	S. ROSINA	NISSAN NPT190	C1			1		
C2								
1	111 M. DONOVAN	SPICE SE88	C2	1:47.295	9	13		156.2
C3								
1	17 C. D'ANSEMBOURG / H. REGOUT	PORSCHE	C3	1:44.098	9	9		161.0
2	72 P. GARROD	INTREPID RM1	C3	2:04.582	8	12	+20.484 +20.484	134.5
Not classified:								
3	R. EYRE	JAGUAR XJR16	C3			4		

Published at:

 Track Status: **DRY**

Race Director:

Timekeeper:

Circuit de Barcelona - Catalunya
5 i 6 Abril 2014
Esperit de Montjuïc



Group C
Esperit de Montjuïc
Qualifying Practice 1

Best Sector Times

Pos	SECTOR 1		SECTOR 2		SECTOR 3		Pos	Team	Cl	Ideal Lap	Best Lap
	Driver	Time	Driver	Time	Driver	Time					
1	25 K.KUBOTA	27.707	17 C.DANSEMBOURG	38.872	17 C.DANSEMBOURG	37.125	1	17	C3	1'43.904	1:44.098 (1)
2	17 C.DANSEMBOURG	27.907	25 K.KUBOTA	39.092	111 M.DONOVAN	38.147	2	25	C1	1'45.269	1:48.505 (3)
3	31 G.EVANS	28.605	111 M.DONOVAN	40.404	25 K.KUBOTA	38.470	3	111	C2	1'47.295	1:47.295 (2)
4	111 M.DONOVAN	28.744	15 A.WATT	40.595	15 A.WATT	38.614	4	15	C1	1'48.382	1:48.888 (4)
5	15 A.WATT	29.173	31 G.EVANS	41.422	31 G.EVANS	39.647	5	31	C1	1'49.674	1:50.256 (5)
6	28 K.ABRAHAMSSON	29.908	45 P.FRANCE	42.523	60 E.RICKENBACHER	39.676	6	45	C1	1'52.970	1:53.533 (8)
7	45 P.FRANCE	30.053	12 R.KEMPNIICH	42.687	12 R.KEMPNIICH	40.062	7	28	C1	1'53.088	1:53.212 (6)
8	33 H.LINDBERG	30.228	28 K.ABRAHAMSSON	42.776	45 P.FRANCE	40.394	8	12	C1	1'53.174	1:53.408 (7)
9	12 R.KEMPNIICH	30.425	60 E.RICKENBACHER	42.986	28 K.ABRAHAMSSON	40.404	9	33	C1	1'54.106	1:54.407 (10)
10	84 S.ROSINA	31.238	33 H.LINDBERG	43.099	33 H.LINDBERG	40.779	10	60	C1	1'54.181	1:54.361 (9)
11	60 E.RICKENBACHER	31.519	5 P.HARBURG	44.236	5 P.HARBURG	41.069	11	5	C1	1'57.544	1:57.632 (11)
12	5 P.HARBURG	32.239	3 R.EYRE	45.135	72 P.GARROD	44.099	12	72	C3	2'04.330	2:04.582 (12)
13	72 P.GARROD	33.249	72 P.GARROD	46.982	84 S.ROSINA	45.264	13	84	C1	2'06.156	
14	3 R.EYRE	34.679	84 S.ROSINA	49.654	3 R.EYRE	47.143	14	3	C3	2'06.957	

Circuit de Barcelona - Catalunya
5 i 6 Abril 2014
Esperit de Montjuïc



Group C
Esperit de Montjuïc
Qualifying Practice 1

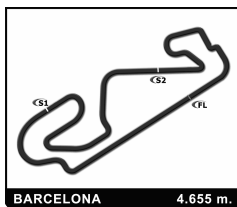
Fastest Lap Sequence

Practice Time	Team	Car	Class	Driver	Time	Kph	Lap
4:44.637	111	SPICE SE88	C2	Mike DONOVAN	2:04.990	134.1	2
4:53.688	60	CHEETAH G606	C1	Eric RICKENBACHER	2:02.034	137.3	2
5:37.686	31	MERCEDES C11	C1	Gareth EVANS	1:53.321	147.9	2
7:27.942	31	MERCEDES C11	C1	Gareth EVANS	1:50.256	152.0	3
7:47.942	25	NISSAN R90CK	C1	Katsu KUBOTA	1:49.043	153.7	2
9:36.447	25	NISSAN R90CK	C1	Katsu KUBOTA	1:48.505	154.4	3
24:17.230	17	PORSCHE	C3	Christophe DANSEMBOURG	1:44.997	159.6	4
37:52.790	17	PORSCHE	C3	Christophe DANSEMBOURG	1:44.098	161.0	9

Circuit de Barcelona - Catalunya

5 i 6 Abril 2014

Esperit de Montjuïc



Group C

Esperit de Montjuïc

Qualifying Practice 1

Analysis

Personal Best Session Best B Crossing the finish line in pit lane

Lap	Time	Sector 1	Sector 2	Sector 3	Kph	Elapsed	Lap	Time	Sector 1	Sector 2	Sector 3	Kph	Elapsed
3 1. Richard EYRE JAGUAR XJR16 C3							17 1. Christophe D'ANSEMBOURG PORSCHE C3 2. Herve REGOUT						
1	5:21.990	3:40.228	54.619	47.143	52.0	5:21.990	1	14:10.623	...	45.688	39.480	19.7	14:10.623
2	2:18.103 B	34.679	45.135	58.289	121.3	7:40.093	2	2:13.727 B	29.940	43.972	59.815	125.3	16:24.350
3	4:31.800 B	2:42.951	50.310	58.539	61.7	12:11.893	3	6:07.883	4:46.017	43.573	38.293	45.6	22:32.233
4	4:22.707 B	2:19.050	56.746	1:06.911	63.8	16:34.600	4	1:44.997	28.560	38.872	37.565	159.6	24:17.230
5 1. Peter HARBURG PORSCHE 962 C1							25 1. Katsu KUBOTA NISSAN R90CK C1 2. Joaquin FOLCH						
1	3:53.094	2:05.489	59.102	48.503	71.9	3:53.094	1	5:58.899	4:22.319	50.941	45.639	46.7	5:58.899
2	2:08.680	35.576	48.817	44.287	130.2	6:01.774	2	1:49.043	29.647	40.769	38.627	153.7	7:47.942
3	2:02.332	33.502	45.306	43.524	137.0	8:04.106	3	1:48.505	27.707	39.092	41.706	154.4	9:36.447
4	2:01.055	33.581	45.052	42.422	138.4	10:05.161	4	1:53.428	30.686	42.764	39.978	147.7	11:29.875
5	2:13.893	35.650	53.004	45.239	125.2	12:19.054	5	2:10.145 B	33.211	41.933	55.001	128.8	13:40.020
6	2:26.330 B	33.995	49.427	1:02.908	114.5	14:45.384	6	8:18.207	6:45.898	49.732	42.577	33.6	21:58.227
7	9:07.572	7:35.399	48.573	43.600	30.6	23:52.956	7	1:54.869	30.441	44.185	40.243	145.9	23:53.096
8	2:03.894	32.996	47.971	42.927	135.3	25:56.850	8	1:51.923	29.261	42.018	40.644	149.7	25:45.019
9	1:59.469	32.373	44.839	42.257	140.3	27:56.319	9	4:22.396 B	28.402	2:49.308	1:04.686	63.9	30:07.415
10	2:00.350	32.630	44.236	43.484	139.2	29:56.669	10	5:08.437	3:40.910	46.817	40.710	54.3	35:15.852
11	1:57.632	32.239	44.324	41.069	142.5	31:54.301	11	1:50.876	29.802	42.560	38.514	151.1	37:06.728
12	2:39.250 B	42.112	53.308	1:03.830	105.2	34:33.551	12	1:49.562	28.925	41.965	38.672	153.0	38:56.290
12 1. Russell KEMPENICH PORSCHE 956C C1							28 1. Kent ABRAHAMSSON NISSAN R90CK C1						
1	3:38.599	1:49.401	59.792	49.406	76.7	3:38.599	1	17:47.411	...	56.886	50.064	15.7	17:47.411
2	2:12.844	39.350	49.253	44.241	126.1	5:51.443	2	2:11.383	38.105	49.310	43.968	127.6	19:58.794
3	2:01.236	32.563	45.017	43.656	138.2	7:52.679	3	1:59.809	31.454	45.890	42.465	139.9	21:58.603
4	2:08.742 B	31.710	45.168	51.864	130.2	10:01.421	4	1:56.731	31.039	44.408	41.284	143.6	23:55.334
5	3:56.205	2:18.084	54.336	43.785	70.9	13:57.626	5	1:54.944	30.762	42.776	41.406	145.8	25:50.278
6	1:59.794	33.497	44.837	41.460	139.9	15:57.420	6	1:57.993	31.844	45.313	40.836	142.0	27:48.271
7	2:00.249	32.585	44.855	42.809	139.4	17:57.669	7	1:57.833	30.437	44.469	42.927	142.2	29:46.104
8	2:02.203	31.336	46.448	44.419	137.1	19:59.872	8	1:53.453	30.272	42.777	40.404	147.7	31:39.557
9	2:09.109	31.479	45.127	52.503	129.8	22:08.981	9	1:53.212	29.908	42.816	40.488	148.0	33:32.769
10	1:54.842	30.832	43.316	40.694	145.9	24:03.823	10	2:17.205 B	30.933	48.540	57.732	122.1	35:49.974
11	1:55.736	30.753	43.048	41.935	144.8	25:59.559	31 1. Gareth EVANS MERCEDES C11 C1						
12	1:55.097	30.882	43.809	40.406	145.6	27:54.656	1	3:44.365	2:12.921	48.239	43.205	74.7	3:44.365
13	2:18.720	35.536	56.610	46.574	120.8	30:13.376	2	1:53.321	30.684	42.990	39.647	147.9	5:37.686
14	2:06.210	35.331	49.037	41.842	132.8	32:19.586	3	1:50.256	28.605	41.451	40.200	152.0	7:27.942
15	1:54.280	30.687	42.836	40.757	146.6	34:13.866	4	1:51.098	29.133	41.422	40.543	150.8	9:19.040
16	1:54.193	30.860	43.271	40.062	146.8	36:08.059	5	1:52.459	30.350	42.055	40.054	149.0	11:11.499
17	1:53.893	30.850	42.754	40.289	147.1	38:01.952	6	2:06.035	30.890	49.378	45.767	133.0	13:17.534
18	1:53.408	30.425	42.687	40.296	147.8	39:55.360	33 1. Henrik LINDBERG PORSCHE 962 C1						
19	1:53.938	30.691	42.920	40.327	147.1	41:49.298	1	3:50.110	2:23.501	44.686	41.923	72.8	3:50.110
15 1. Adrian WATT SPICE SE89 C1							2	1:55.775	30.818	43.983	40.974	144.7	5:45.885
1	3:45.109 B	1:59.141	47.828	58.140	74.4	3:45.109	3	1:54.565	30.572	43.099	40.894	146.3	7:40.450
2	11:47.336	...	43.800	40.298	23.7	15:32.445							
3	1:52.855	30.206	43.849	38.800	148.5	17:25.300							
4	1:48.888	29.654	40.595	38.639	153.9	19:14.188							
5	1:49.349	29.557	41.178	38.614	153.3	21:03.537							
6	1:50.570	29.573	41.233	39.764	151.6	22:54.107							
7	1:55.691 B	29.173	40.982	45.536	144.9	24:49.798							

Circuit de Barcelona - Catalunya

5 i 6 Abril 2014

Esperit de Montjuïc



Group C

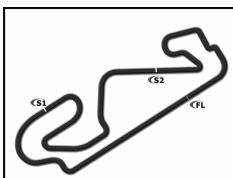
Esperit de Montjuïc

Qualifying Practice 1

Analysis

■ Personal Best
 ■ Session Best
 ■ B Crossing the finish line in pit lane

Lap	Time	Sector 1	Sector 2	Sector 3	Kph	Elapsed	Lap	Time	Sector 1	Sector 2	Sector 3	Kph	Elapsed
45 1. Pierre-Alain FRANCE 2. Erwin FRANCE PORSCHE 962C C1													
1	4:40.660	2:48.030	59.484	53.146	59.7	4:40.660							
2	2:19.218	40.138	52.170	46.910	120.4	6:59.878							
3	2:15.464	35.205	52.338	47.921	123.7	9:15.342							
4	2:11.949	37.214	49.756	44.979	127.0	11:27.291							
5	2:11.675	37.048	49.516	45.111	127.3	13:38.966							
6	2:05.040	35.727	46.678	42.635	134.0	15:44.006							
7	2:14.412B	33.193	46.566	54.653	124.7	17:58.418							
8	4:03.470	2:38.720	43.308	41.442	68.8	22:01.888							
9	1:54.653	30.558	43.291	40.804	146.2	23:56.541							
10	1:54.315	30.806	43.115	40.394	146.6	25:50.856							
11	1:56.848	30.587	45.195	41.066	143.4	27:47.704							
12	2:11.500B	31.660	44.583	55.257	127.4	29:59.204							
13	3:59.039	2:30.956	46.408	41.675	70.1	33:58.243							
14	1:56.217	31.304	44.035	40.878	144.2	35:54.460							
15	1:54.313	30.637	43.072	40.604	146.6	37:48.773							
16	1:54.113	30.053	42.535	41.525	146.9	39:42.886							
17	1:53.533	30.434	42.523	40.576	147.6	41:36.419							
111 1. Mike DONOVAN SPICE SE88 C2													
1	2:39.647	59.273	54.102	46.272	105.0	2:39.647							
2	2:04.990	34.530	47.882	42.578	134.1	4:44.637							
3	2:10.176B	33.745	45.089	51.342	128.7	6:54.813							
4	3:14.524	1:52.498	42.977	39.049	86.1	10:09.337							
5	1:54.398	31.747	43.457	39.194	146.5	12:03.735							
6	1:49.733	29.665	41.162	38.906	152.7	13:53.468							
7	2:09.685B	34.255	42.190	53.240	129.2	16:03.153							
8	10:49.751	9:28.498	42.941	38.312	25.8	26:52.904							
9	1:47.295	28.744	40.404	38.147	156.2	28:40.199							
10	2:20.978B	29.190	50.822	1:00.966	118.9	31:01.177							
11	4:30.557	3:09.441	41.757	39.359	61.9	35:31.734							
12	1:48.014	29.062	40.646	38.306	155.1	37:19.748							
13	1:49.537	28.939	40.800	39.798	153.0	39:09.285							
60 1. Eric RICKENBACHER CHEETAH G606 C1													
1	2:51.654	1:15.465	50.942	45.247	97.6	2:51.654							
2	2:02.034	33.957	45.628	42.449	137.3	4:53.688							
3	1:57.162	31.519	44.196	41.447	143.0	6:50.850							
4	1:54.361	31.699	42.986	39.676	146.5	8:45.211							
72 1. Peter GARROD INTREPID RM1 C3													
1	9:25.073	7:34.360	58.627	52.086	29.7	9:25.073							
2	2:16.503	38.849	51.139	46.515	122.8	11:41.576							
3	2:09.932	37.070	48.471	44.391	129.0	13:51.508							
4	2:10.131	35.747	48.701	45.683	128.8	16:01.639							
5	2:22.714B	34.683	49.390	58.641	117.4	18:24.353							
6	3:09.426	1:33.450	48.809	47.167	88.5	21:33.779							
7	2:06.782	34.043	47.958	44.781	132.2	23:40.561							
8	2:04.582	33.328	47.140	44.114	134.5	25:45.143							
9	2:06.922	33.323	49.500	44.099	132.0	27:52.065							
10	2:18.360B	33.249	46.982	58.129	121.1	30:10.425							
11	9:32.341	7:55.477	49.655	47.209	29.3	39:42.766							
12	2:06.126	33.295	48.588	44.243	132.9	41:48.892							
84 1. Stefano ROSINA NISSAN NPT190 C1													
1	12:17.629	...	49.654	45.264	22.7	12:17.629							



BARCELONA 4.655 m.

Group C Esperit de Montjuïc Qualifying Practice 2

Final Classification

Nr. Drivers	Team	Car	Cl	Time	Lap	Total	Gap	Kph	
1 31 G. EVANS / B. BERRIDGE		MERCEDES C11	C1	1:41.865	2	13	-	-	164.5
2 111 M. DONOVAN		SPICE SE88	C2	1:47.920	7	9	+6.055	+6.055	155.3
3 15 A. WATT		SPICE SE89	C1	1:48.441	8	10	+6.576	+0.521	154.5
4 45 P. FRANCE / E. FRANCE		PORSCHE 962C	C1	1:49.615	16	20	+7.750	+1.174	152.9
5 17 C. D'ANSEMOURG / H. REGOUT		PORSCHE 962	C1	1:50.467	4	5	+8.602	+0.852	151.7
6 3 R. EYRE		JAGUAR XJR16	C3	1:51.723	6	13	+9.858	+1.256	150.0
7 33 H. LINDBERG		PORSCHE 962	C1	1:52.736	2	14	+10.871	+1.013	148.6
8 28 K. ABRAHAMSSON		NISSAN R90CK	C1	1:55.456	6	7	+13.591	+2.720	145.1
9 12 R. KEMPENICH		PORSCHE 956C	C1	1:55.683	16	17	+13.818	+0.227	144.9
10 5 P. HARBURG		PORSCHE 962	C1	2:00.724	12	13	+18.859	+5.041	138.8
11 72 P. GARROD		INTREPID RM1	C3	2:02.729	3	5	+20.864	+2.005	136.5

Not classified:

25 K. KUBOTA / J. FOLCH		NISSAN R90CK	C1			1		
60 E. RICKENBACHER		CHEETAH G606	C1					
84 S. ROSINA		NISSAN NP190	C1					

Fastest Lap	Lap 2	Gareth EVANS	1:41.865	164.5 Kph
--------------------	-------	--------------	-----------------	-----------

Published at:

Track Status: **DRY**

Stewards:	Timekeeper:
------------------	--------------------


Group C
 Esperit de Montjuïc
 Qualifying Practice 2

Provisional Classification by Group

Nr. Drivers	Team	Car	Cl	Time	Lap	Total	Gap	Kph
C1								
1 31	G. EVANS / B. BERRIDGE	MERCEDES C11	C1	1:41.865	2	13		164.5
2 15	A. WATT	SPICE SE89	C1	1:48.441	8	10	+6.576 +6.576	154.5
3 45	P. FRANCE / E. FRANCE	PORSCHE 962C	C1	1:49.615	16	20	+7.750 +1.174	152.9
4 33	H. LINDBERG	PORSCHE 962	C1	1:52.736	2	14	+10.871 +3.121	148.6
5 28	K. ABRAHAMSSON	NISSAN R90CK	C1	1:55.456	6	7	+13.591 +2.720	145.1
6 12	R. KEMPENICH	PORSCHE 956C	C1	1:55.683	16	17	+13.818 +0.227	144.9
7 5	F. HARBURG	PORSCHE 962	C1	2:00.724	12	13	+18.859 +5.041	138.8
<i>Not classified:</i>								
25	K. KUBOTA / J. FOLCH	NISSAN R90CK	C1			1		
60	E. RICKENBACHER	CHEETAH G606	C1					
84	S. ROSINA	NISSAN NPT190	C1					
C2								
1 111	M. DONOVAN	SPICE SE88	C2	1:47.920	7	9		155.3
C3								
1 17	C. DANSEMBOURG / H. REGOUT	PORSCHE	C3	1:50.467	4	5		151.7
2 3	R. EYRE	JAGUAR XJR16	C3	1:51.723	6	13	+1.256 +1.256	150.0
3 72	P. GARROD	INTREPID RM1	C3	2:02.729	3	5	+12.262 +11.006	136.5

Published at:

 Track Status: **DRY**

Race Director:	Timekeeper:
----------------	-------------


Group C

Esperit de Montjuïc

Qualifying Overall

Final Classification

Nr Drivers	Team		Session 1		Session 2		Time	Gap
			Time	Lap	Time	Lap		
1	31 Gareth EVANS/Bob BERRIDGE	C1	1:50.256	3	1:41.865	2	1:41.865	
2	17 Christophe D'ANSEMBOURG/Herve REGOUT	C1	1:44.098	9	1:50.467	4	1:44.098	+2.233
3	111 Mike DONOVAN	C2	1:47.295	9	1:47.920	7	1:47.295	+5.430
4	15 Adrian WATT	C1	1:48.888	4	1:48.441	8	1:48.441	+6.576
5	25 Katsu KUBOTA/Joaquin FOLCH	C1	1:48.505	3			1:48.505	+6.640
6	45 Pierre-Alain FRANCE/Erwin FRANCE	C1	1:53.533	17	1:49.615	16	1:49.615	+7.750
7	3 Richard EYRE	C3			1:51.723	6	1:51.723	+9.858
8	33 Henrik LINDBERG	C1	1:54.407	7	1:52.736	2	1:52.736	+10.871
9	28 Kent ABRAHAMSSON	C1	1:53.212	9	1:55.456	6	1:53.212	+11.347
10	12 Russell KEMPNIICH	C1	1:53.408	18	1:55.683	16	1:53.408	+11.543
11	60 Eric RICKENBACHER	C1	1:54.361	4			1:54.361	+12.496
12	5 Peter HARBURG	C1	1:57.632	11	2:00.724	12	1:57.632	+15.767
13	72 Peter GARROD	C3	2:04.582	8	2:02.729	3	2:02.729	+20.864
14	84 Stefano ROSINA	C1						+5.097

Published at:

Stewards:	Timekeeper:
-----------	-------------

Circuit de Barcelona - Catalunya
5 i 6 Abril 2014
Esperit de Montjuïc

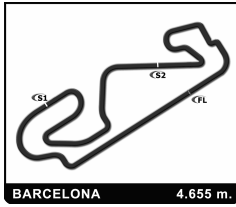


Group C
Esperit de Montjuïc
Qualifying Practice 2

Best Sector Times

Pos	SECTOR 1		SECTOR 2		SECTOR 3		Pos	Team	Cl	Ideal Lap	Best Lap
	Driver	Time	Driver	Time	Driver	Time					
1	31 G.EVANS	27.113	31 G.EVANS	37.602	31 G.EVANS	36.949	1	31	C1	1'41.664	1:41.865 (1)
2	111 M.DONOVAN	28.976	17 C.DANSEMBOURG	40.184	111 M.DONOVAN	38.222	2	111	C2	1'47.920	1:47.920 (2)
3	45 P.FRANCE	28.993	111 M.DONOVAN	40.722	15 A.WATT	38.320	3	15	C1	1'48.330	1:48.441 (3)
4	15 A.WATT	29.036	45 P.FRANCE	40.868	45 P.FRANCE	38.811	4	45	C1	1'48.672	1:49.615 (4)
5	17 C.DANSEMBOURG	29.082	15 A.WATT	40.974	17 C.DANSEMBOURG	39.757	5	17	C3	1'49.023	1:50.467 (5)
6	3 R.EYRE	29.285	3 R.EYRE	41.674	33 H.LINDBERG	40.331	6	3	C3	1'51.485	1:51.723 (6)
7	33 H.LINDBERG	30.120	33 H.LINDBERG	42.151	3 R.EYRE	40.526	7	33	C1	1'52.602	1:52.736 (7)
8	28 K.ABRAHAMSSON	30.319	28 K.ABRAHAMSSON	43.598	12 R.KEMPENICH	40.807	8	28	C1	1'54.867	1:55.456 (8)
9	12 R.KEMPENICH	30.513	12 R.KEMPENICH	43.618	28 K.ABRAHAMSSON	40.950	9	12	C1	1'54.938	1:55.683 (9)
10	72 P.GARROD	32.184	5 P.HARBURG	45.759	5 P.HARBURG	42.022	10	5	C1	2'00.361	2:00.724 (10)
11	5 P.HARBURG	32.580	72 P.GARROD	46.426	72 P.GARROD	43.383	11	72	C3	2'01.993	2:02.729 (11)

Circuit de Barcelona - Catalunya
5 i 6 Abril 2014
Esperit de Montjuïc



Group C
 Esperit de Montjuïc
 Qualifying Practice 2

Fastest Lap Sequence

Practice Time	Team	Car	Class	Driver	Time	Kph	Lap
3:49.530	31	MERCEDES C11	C1	Gareth EVANS	1:41.865	164.5	2

Circuit de Barcelona - Catalunya

5 i 6 Abril 2014

Esperit de Montjuïc



Group C

Esperit de Montjuïc

Qualifying Practice 2

Analysis

Lap	Time	Sector 1	Sector 2	Sector 3	Kph	Elapsed	Lap	Time	Sector 1	Sector 2	Sector 3	Kph	Elapsed
3 1. Richard EYRE JAGUAR XJR16 C3							<div style="display: flex; justify-content: space-between; font-size: small;"> Personal Best Session Best B Crossing the finish line in pit lane </div>						
1	4:59.267 B	3:01.041	54.913	1:03.313	56.0	4:59.267	2	1:51.159	29.187	42.823	39.149	150.8	6:09.099
2	2:46.291	1:21.758	43.169	41.364	100.8	7:45.558	3	1:48.573	29.036	40.974	38.563	154.3	7:57.672
3	2:26.305 B	30.265	49.581	1:06.459	114.5	10:11.863	4	1:50.486	29.706	41.230	39.550	151.7	9:48.158
4	2:33.196	1:10.035	42.308	40.853	109.4	12:45.059	5	1:51.027	29.355	41.908	39.764	150.9	11:39.185
5	1:54.633	29.807	42.634	42.192	146.2	14:39.692	6	1:49.080	29.435	41.268	38.377	153.6	13:28.265
6	1:51.723	29.523	41.674	40.526	150.0	16:31.415	7	1:49.215	29.196	41.152	38.867	153.4	15:17.480
7	2:33.566 B	34.867	52.315	1:06.384	109.1	19:04.981	8	1:48.441	29.048	41.073	38.320	154.5	17:05.921
8	11:57.940	...	49.541	45.071	23.3	31:02.921	9	1:50.504	29.297	42.480	38.727	151.7	18:56.425
9	2:04.494	34.622	48.247	41.625	134.6	33:07.415	10	1:56.098 B	29.336	41.360	45.402	144.3	20:52.523
10	2:25.322 B	32.753	47.448	1:05.121	115.3	35:32.737							
11	4:36.054	3:13.229	42.250	40.575	60.7	40:08.790							
12	1:51.789	29.285	41.808	40.696	149.9	42:00.579							
13	1:53.096	29.437	42.285	41.374	148.2	43:53.675							
5 1. Peter HARBURG PORSCHE 962 C1													
1	3:19.651	1:33.236	58.752	47.663	83.9	3:19.651							
2	2:08.215	35.390	48.409	44.416	130.7	5:27.866							
3	2:07.384	34.602	48.706	44.076	131.6	7:35.250							
4	2:03.828	33.532	47.012	43.284	135.3	9:39.078							
5	2:03.722	33.432	45.976	44.314	135.4	11:42.800							
6	2:02.164	32.580	46.512	43.072	137.2	13:44.964							
7	2:22.344 B	35.279	47.905	59.160	117.7	16:07.308							
8	9:44.739	8:11.750	49.226	43.763	28.7	25:52.047							
9	2:02.971	33.625	46.400	42.946	136.3	27:55.018							
10	2:00.727	32.869	45.759	42.099	138.8	29:55.745							
11	2:02.893	33.925	46.446	42.522	136.4	31:58.638							
12	2:00.724	32.743	45.959	42.022	138.8	33:59.362							
13	2:45.134 B	38.107	1:00.026	1:07.001	101.5	36:44.496							
12 1. Russell KEMPNIICH PORSCHE 956C C1													
1	2:50.029	1:14.236	50.644	45.149	98.6	2:50.029							
2	2:00.039	32.799	44.930	42.310	139.6	4:50.068							
3	1:58.018	31.731	44.511	41.776	142.0	6:48.086							
4	2:10.100 B	31.426	44.500	54.174	128.8	8:58.186							
5	4:05.124	2:36.111	46.355	42.658	68.4	13:03.310							
6	1:59.030	31.578	45.357	42.095	140.8	15:02.340							
7	1:59.398	32.021	44.844	42.533	140.4	17:01.738							
8	1:58.760	31.465	44.502	42.793	141.1	19:00.498							
9	1:57.117	30.826	44.860	41.431	143.1	20:57.615							
10	1:56.203	31.205	43.812	41.186	144.2	22:53.818							
11	1:55.845	30.919	43.983	40.943	144.7	24:49.663							
12	2:12.540	34.093	50.207	48.240	126.4	27:02.203							
13	2:10.356	37.046	49.123	44.187	128.6	29:12.559							
14	1:56.376	31.079	43.912	41.385	144.0	31:08.935							
15	1:55.860	31.048	44.005	40.807	144.6	33:04.795							
16	1:55.683	30.513	43.618	41.552	144.9	35:00.478							
17	3:00.929 B	46.455	1:01.297	1:13.177	92.6	38:01.407							
17 1. Christophe D'ANSEMBOURG PORSCHE C3													
							2. Hervé REGOUT						
1	2:46.191	1:13.860	48.036	44.295	100.8	2:46.191							
2	1:57.753	33.433	42.865	41.455	142.3	4:43.944							
3	1:50.640	29.082	41.801	39.757	151.5	6:34.584							
4	1:50.467	29.101	40.184	40.184	151.7	8:25.051							
5	3:04.784 B	32.519	1:08.837	1:23.428	90.7	11:29.835							
25 1. Katsu KUBOTA NISSAN R90CK C1													
							2. Joaquín FOLCH						
1	3:47.377 B	1:59.953	47.216	1:00.208	73.7	3:47.377							
28 1. Kent ABRAHAMSSON NISSAN R90CK C1													
1	2:32.501	58.080	49.655	44.766	109.9	2:32.501							
2	1:59.244	32.258	45.563	41.423	140.5	4:31.745							
3	1:56.429	31.114	44.062	41.253	143.9	6:28.174							
4	1:56.606	30.319	43.598	42.689	143.7	8:24.780							
5	1:56.429	30.900	44.023	41.506	143.9	10:21.209							
6	1:55.456	30.559	43.947	40.950	145.1	12:16.665							
7	2:32.722 B	34.563	54.795	1:03.364	109.7	14:49.387							
31 1. Gareth EVANS MERCEDES C11 C1													
							2. Bob BERRIDGE						
1	2:07.665	48.964	40.956	37.745	131.3	2:07.665							
2	1:41.865	27.314	37.602	36.949	164.5	3:49.530							
3	1:42.641	27.113	38.409	37.119	163.3	5:32.171							
4	2:05.120 B	30.743	42.871	51.506	133.9	7:37.291							
5	6:59.798	5:32.507	44.599	42.692	39.9	14:37.089							
6	1:49.823	29.509	41.105	39.209	152.6	16:26.912							
7	1:47.125	28.489	40.323	38.313	156.4	18:14.037							
8	1:48.315	28.489	40.674	39.152	154.7	20:02.352							
9	2:24.118 B	29.159	52.459	1:02.500	116.3	22:26.470							
10	7:55.640	6:29.387	45.440	40.813	35.2	30:22.110							
11	1:46.508	28.529	39.637	38.342	157.3	32:08.618							
12	1:51.040	28.794	42.075	40.171	150.9	33:59.658							
13	2:15.098 B	28.335	44.749	1:02.014	124.0	36:14.756							
33 1. Henrik LINDBERG PORSCHE 962 C1													
1	3:08.916	1:40.881	46.750	41.285	88.7	3:08.916							
2	1:52.736	30.120	42.285	40.331	148.6	5:01.652							
3	1:53.723	30.186	43.095	40.442	147.4	6:55.375							
4	1:55.049	30.285	43.393	41.371	145.7	8:50.424							
5	1:54.753	30.327	43.430	40.996	146.0	10:45.177							
15 1. Adrian WATT SPICE SE89 C1													
1	4:17.940	2:55.442	43.428	39.070	65.0	4:17.940							

Circuit de Barcelona - Catalunya

5 i 6 Abril 2014

Esperit de Montjuïc



Group C

Esperit de Montjuïc

Qualifying Practice 2

Analysis

Lap	Time	Sector 1	Sector 2	Sector 3	Kph	Elapsed	Lap	Time	Sector 1	Sector 2	Sector 3	Kph	Elapsed
6	2:20.661 B	37.886	47.884	54.891	119.1	13:05.838							
7	9:22.498	7:56.588	44.506	41.404	29.8	22:28.336							
8	1:53.063	30.528	42.151	40.384	148.2	24:21.399							
9	1:53.841	30.317	42.734	40.790	147.2	26:15.240							
10	1:53.946	30.539	42.890	40.517	147.1	28:09.186							
11	1:54.163	30.646	42.774	40.743	146.8	30:03.349							
12	2:01.870	30.944	47.948	42.978	137.5	32:05.219							
13	1:57.035	32.436	43.435	41.164	143.2	34:02.254							
14	2:21.099 B	30.409	48.918	1:01.772	118.8	36:23.353							

■ Personal Best
 ■ Session Best
 ■ B Crossing the finish line in pit lane

45		1. Pierre-Alain FRANCE						PORSCHÉ 962C					
		2. Erwin FRANCE						C1					
1	2:41.035	1:01.700	53.263	46.072	104.1	2:41.035							
2	2:00.204	32.799	44.604	42.801	139.4	4:41.239							
3	1:56.255	30.581	42.771	42.903	144.1	6:37.494							
4	1:53.816	29.820	42.846	41.150	147.2	8:31.310							
5	1:54.033	29.505	43.255	41.273	147.0	10:25.343							
6	1:51.847	29.337	42.019	40.491	149.8	12:17.190							
7	1:52.085	30.557	41.488	40.040	149.5	14:09.275							
8	1:52.370	29.833	42.251	40.286	149.1	16:01.645							
9	1:52.067	29.718	42.104	40.245	149.5	17:53.712							
10	2:21.737 B	32.610	49.175	59.952	118.2	20:15.449							
11	3:57.437	2:34.107	42.647	40.683	70.6	24:12.886							
12	1:51.704	29.987	41.870	39.847	150.0	26:04.590							
13	1:51.536	29.878	41.107	40.551	150.2	27:56.126							
14	1:50.360	29.490	41.176	39.694	151.8	29:46.486							
15	1:53.459	29.965	43.787	39.707	147.7	31:39.945							
16	1:49.615	29.560	41.244	38.811	152.9	33:29.560							
17	2:05.249 B	29.404	40.868	54.977	133.8	35:34.809							
18	4:34.623	3:14.199	41.445	38.979	61.0	40:09.431							
19	1:54.730	29.589	42.131	43.010	146.1	42:04.161							
20	1:54.322	28.993	43.549	41.780	146.6	43:58.483							

72		1. Peter GARROD						INTREPID RM1					
		C3											
1	6:19.448	4:35.258	55.817	48.373	44.2	6:19.448							
2	2:07.704	34.848	47.445	45.411	131.2	8:27.152							
3	2:02.729	32.184	47.162	43.383	136.5	10:29.881							
4	2:02.800	32.314	46.426	44.060	136.5	12:32.681							
5	2:27.989 B	32.766	49.402	1:05.821	113.2	15:00.670							

111		1. Mike DONOVAN						SPICE SE88					
		C2											
1	2:25.829	59.113	45.994	40.722	114.9	2:25.829							
2	1:50.028	29.649	41.453	38.926	152.3	4:15.857							
3	1:50.129	29.369	41.696	39.064	152.2	6:05.986							
4	1:49.256	29.328	41.138	38.790	153.4	7:55.242							
5	2:41.810 B	39.934	59.393	1:02.483	103.6	10:37.052							
6	15:52.862	...	42.655	38.857	17.6	26:29.914							
7	1:47.920	28.976	40.722	38.222	155.3	28:17.834							
8	1:49.134	29.142	41.135	38.857	153.6	30:06.968							
9	2:32.254 B	38.067	51.688	1:02.499	110.1	32:39.222							

Circuit de Barcelona - Catalunya
5 i 6 Abril 2014
Esperit de Montjuïc



Group C
Esperit de Montjuïc
Race 1 (30')

Starting Grid

Stefano ROSINA	84	- 7 -		
1:57.632				2:02.729
Peter HARBURG	5	- 6 -	72	Peter GARROD
1:53.212				1:53.408
Kent ABRAHAMSSON	28	- 5 -	12	Russell KEMPNICh
1:51.723				1:52.736
Richard EYRE	3	- 4 -	33	Henrik LINDBERG
1:48.505				1:49.615
Katsu KUBOTA	25	- 3 -	45	Erwin FRANCE
1:47.295				1:48.441
Mike DONOVAN	111	- 2 -	15	Adrian WATT
1:41.865				1:44.098
Gareth EVANS	31	- 1 -	17	Christophe DANSEMBOURG

Pole



Stewards:

Timekeeper:

Circuit de Barcelona - Catalunya
5 i 6 Abril 2014
Esperit de Montjuïc



Group C
Esperit de Montjuïc
Race 1 (30')

Final Classification

Drivers	Team	Vehicle	Class	Laps	Total Time	Gap	Kph	Best Lap		
								Lap	Time	Kph
1 25 Katsu KUBOTA/Joaquin FOLCH		NISSAN R90CK	C1	17	30:42.711	-	154.6	8	1:45.827	158.4
2 31 Gareth EVANS/Bob BERRIDGE		MERCEDES C11	C1	17	30:44.019	+1.308	154.5	15	1:46.083	158.0
3 17 Christophe D'ANSEMBOURG/Herve REGOUT		PORSCHE 962	C1	17	31:02.909	+20.198	152.9	9	1:47.084	156.5
4 111 Mike DONOVAN		SPICE SE88	C2	17	31:13.269	+30.558	152.1	15	1:48.591	154.3
5 15 Adrian WATT		SPICE SE89	C1	17	31:17.171	+34.460	151.8	12	1:49.002	153.7
6 45 Pierre-Alain FRANCE/Erwin FRANCE		PORSCHE 962C	C1	17	31:23.177	+40.466	151.3	9	1:48.212	154.9
7 3 Richard EYRE		JAGUAR XJ16	C3	17	32:15.032	+1:32.321	147.2	2	1:51.138	150.8
8 33 Henrik LINDBERG		PORSCHE 962	C1	17	32:17.993	+1:35.282	147.0	13	1:52.509	148.9
9 28 Kent ABRAHAMSSON		NISSAN R90CK	C1	17	32:31.901	+1:49.190	146.0	3	1:50.962	151.0
10 12 Russell KEMPINICH		PORSCHE 956C	C1	16	30:57.629	1 Lap	144.3	13	1:53.932	147.1
11 5 Peter HARBURG		PORSCHE 962	C1	16	32:00.443	1 Lap	139.6	6	1:57.194	143.0
12 72 Peter GARROD		INTREPID RM1	C3	16	32:00.999	1 Lap	139.6	16	1:57.167	143.0
13 84 Stefano ROSINA		NISSAN NPT90	C1	16	32:07.506	1 Lap	139.1	5	1:50.119	152.2

Pole Position		G. EVANS	1:41.865	164.5 Kph
Fastest Lap	Lap 8	Katsu KUBOTA	1:45.827	158.4 Kph

Published at:

Track Status: **DRY**

Stewards:	Timekeeper:
------------------	--------------------


Group C
Esperit de Montjuïc
Race 1
Final Classification by Class

Nr. Drivers	Team	Car	Laps	Total Time	Gap	Kph	Best Lap		
							Lap	Time	Kph
C1									
1	25 K. KUBOTA / J. FOLCH	NISSAN R90CK	17	30:42.711		154.6	8	1:45.827	158.4
2	31 G. EVANS / B. BERRIDGE	MERCEDES C11	17	30:44.019	+1.308	154.5	15	1:46.083	158.0
3	17 C. D'ANSEMBOURG / H. REGOUT	PORSCHE 962	17	31:02.909	+20.198	152.9	9	1:47.084	156.5
4	15 A. WATT	SPICE SE89	17	31:17.171	+34.460	151.8	12	1:49.002	153.7
5	45 P. FRANCE / E. FRANCE	PORSCHE 962C	17	31:23.177	+40.466	151.3	9	1:48.212	154.9
6	33 H. LINDBERG	PORSCHE 962	17	32:17.993	+135.282	147.0	13	1:52.509	148.9
7	28 K. ABRAHAMSSON	NISSAN R90CK	17	32:31.901	+149.190	146.0	3	1:50.962	151.0
8	12 R. KEMPNIICH	PORSCHE 956C	16	30:57.629	1 Laps	144.3	13	1:53.932	147.1
9	5 P. HARBURG	PORSCHE 962	16	32:00.443	1 Laps	139.6	6	1:57.194	143.0
10	84 S. ROSINA	NISSAN NPT90	16	32:07.506	1 Laps	139.1	5	1:50.119	152.2
C2									
1	111 M. DONOVAN	SPICE SE88	17	31:13.269		152.1	15	1:48.591	154.3
C3									
1	3 R. EYRE	JAGUAR XJR16	17	32:15.032		147.2	2	1:51.138	150.8
2	72 P. GARROD	INTREPID RM1	16	32:00.999	1 Laps	139.6	16	1:57.167	143.0

Published at:

 Track Status: **DRY**

Stewards:	Timekeeper:
-----------	-------------

Circuit de Barcelona - Catalunya

5 i 6 Abril 2014

Esperit de Montjuïc



Group C
Esperit de Montjuïc
Race 1 (30')

Final Classification

Drivers	Team	Vehicle	Class	Laps	Total Time	Gap	Kph	Best Lap		
								Lap	Time	Kph
1 25 Katsu KUBOTA/Joaquin FOLCH		NISSAN R90CK	C1	17	30:42.711	-	154.6	8	1:45.827	158.4
2 31 Gareth EVANS/Bob BERRIDGE		MERCEDES C11	C1	17	30:44.019	+1.308	154.5	15	1:46.083	158.0
3 17 Christophe D'ANSEMBOURG/Herve REGOUT		PORSCHE 962	C1	17	31:02.909	+20.198	152.9	9	1:47.084	156.5
4 111 Mike DONOVAN		SPICE SE88	C2	17	31:13.269	+30.558	152.1	15	1:48.591	154.3
5 15 Adrian WATT		SPICE SE89	C1	17	31:17.171	+34.460	151.8	12	1:49.002	153.7
6 45 Pierre-Alain FRANCE/Erwin FRANCE		PORSCHE 962C	C1	17	31:23.177	+40.466	151.3	9	1:48.212	154.9
7 3 Richard EYRE		JAGUAR XJ16	C3	17	32:15.032	+1:32.321	147.2	2	1:51.138	150.8
8 33 Henrik LINDBERG		PORSCHE 962	C1	17	32:17.993	+1:35.282	147.0	13	1:52.509	148.9
9 28 Kent ABRAHAMSSON		NISSAN R90CK	C1	17	32:31.901	+1:49.190	146.0	3	1:50.962	151.0
10 12 Russell KEMPINICH		PORSCHE 956C	C1	16	30:57.629	1 Lap	144.3	13	1:53.932	147.1
11 5 Peter HARBURG		PORSCHE 962	C1	16	32:00.443	1 Lap	139.6	6	1:57.194	143.0
12 72 Peter GARROD		INTREPID RM1	C3	16	32:00.999	1 Lap	139.6	16	1:57.167	143.0
13 84 Stefano ROSINA		NISSAN NPT90	C1	16	32:07.506	1 Lap	139.1	5	1:50.119	152.2

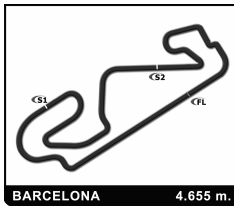
Pole Position		G. EVANS	1:41.865	164.5 Kph
Fastest Lap	Lap 8	Katsu KUBOTA	1:45.827	158.4 Kph

Published at:

Track Status: **DRY**

Stewards:	Timekeeper:
------------------	--------------------

Circuit de Barcelona - Catalunya
5 i 6 Abril 2014
Esperit de Montjuïc



Group C
Esperit de Montjuïc
Race 1

Lap Chart

		LAP																		
Nr	Pos	Grid	1	2	3	4	5	6	7	8	9	10	11	12	13	14	15	16	17	
31	1	31	31	31	31	31	31	31	31	25	25	25	25	25	25	25	25	25	25	25
17	2	17	17	17	17	17	17	17	17	31	31	31	31	31	31	31	31	31	31	31
111	3	111	111	111	111	25	25	25	25	17	17	17	17	17	17	17	17	17	17	17
15	4	15	15	15	15	111	111	111	111	111	111	111	111	111	111	111	111	111	111	111
25	5	25	45	3	25	15	15	15	15	15	15	15	15	15	15	15	15	15	15	15
45	6	45	3	25	3	45	45	45	45	45	45	45	45	45	45	45	45	45	45	45
3	7	3	25	45	45	3	28	28	28	28	28	28	28	3	3	3	3	3	3	3
33	8	33	28	28	28	28	3	3	3	3	3	3	3	28	28	28	28	28	33	33
28	9	28	33	33	33	33	33	33	84	33	33	33	33	33	33	33	33	33	28	28
12	10	12	12	12	12	84	84	84	33	12	12	12	12	12	12	12	12	12	12	12
5	11	5	5	84	84	12	12	12	12	84	5	5	5	5	5	5	5	5	5	5
72	12	72	84	5	5	5	5	5	5	72	72	72	72	72	72	72	72	72	72	72
84	13	84	72	72	72	72	72	72	72	84	84	84	84	84	84	84	84	84	84	84



Circuit de Barcelona - Catalunya
5 i 6 Abril 2014
Esperit de Montjuïc



Group C
Esperit de Montjuïc
Race 1

Best Sector Times

SECTOR 1			SECTOR 2			SECTOR 3			Pos	Team	Cl	Ideal Lap	Best Lap
Pos	Driver	Time	Driver	Time	Driver	Time							
1	31 G.EVANS	27.753	25 K.KUBOTA	39.121	25 K.KUBOTA	37.560	1	25	C1	1'44.543	1:45.827 (1)		
2	25 K.KUBOTA	27.862	17 C.D'ANSEMBOURG	39.924	31 G.EVANS	38.102	2	31	C1	1'45.914	1:46.083 (2)		
3	17 C.D'ANSEMBOURG	28.439	31 G.EVANS	40.059	15 A.WATT	38.480	3	17	C1	1'46.961	1:47.084 (3)		
4	45 E.FRANCE	28.774	15 A.WATT	40.641	84 S.ROSINA	38.485	4	111	C2	1'48.171	1:48.591 (5)		
5	111 M.DONOVAN	28.938	111 M.DONOVAN	40.746	111 M.DONOVAN	38.487	5	45	C1	1'48.212	1:48.212 (4)		
6	3 R.EYRE	29.057	45 E.FRANCE	40.825	17 C.D'ANSEMBOURG	38.598	6	15	C1	1'48.507	1:49.002 (6)		
7	28 K.ABRAHAMSSON	29.141	3 R.EYRE	41.357	45 E.FRANCE	38.613	7	84	C1	1'49.544	1:50.119 (7)		
8	33 H.LINDBERG	29.349	84 S.ROSINA	41.452	12 R.KEMPNIICH	39.934	8	3	C3	1'50.642	1:51.138 (9)		
9	15 A.WATT	29.386	28 K.ABRAHAMSSON	41.731	33 H.LINDBERG	39.968	9	28	C1	1'50.920	1:50.962 (8)		
10	84 S.ROSINA	29.607	33 H.LINDBERG	42.182	28 K.ABRAHAMSSON	40.048	10	33	C1	1'51.499	1:52.509 (10)		
11	12 R.KEMPNIICH	30.325	12 R.KEMPNIICH	43.105	3 R.EYRE	40.228	11	12	C1	1'53.364	1:53.932 (11)		
12	72 P.GARROD	31.731	72 P.GARROD	43.198	5 P.HARBURG	40.868	12	72	C3	1'56.103	1:57.167 (12)		
13	5 P.HARBURG	31.960	5 P.HARBURG	43.571	72 P.GARROD	41.174	13	5	C1	1'56.399	1:57.194 (13)		

Circuit de Barcelona - Catalunya
5 i 6 Abril 2014
Esperit de Montjuïc



Group C
Esperit de Montjuïc
Race 1

Leader Sequence

Nr	Team	Car	Start Lap	End Lap	Laps	Total Laps
C1						
31		MERCEDES C11	1	7	7	7
25		NISSAN R90CK	8	17	10	10
C2						
111		SPICE SE88	1	17	17	17
C3						
3		JAGUAR XJR16	1	17	17	17

Circuit de Barcelona - Catalunya
5 i 6 Abril 2014
Esperit de Montjuïc



Group C
Esperit de Montjuïc
Race 1

Fastest Lap Sequence

Practice Time	Team	Car	Class	Driver	Time	Kph	Lap
3:45.369	31	MERCEDES C11	C1	Gareth EVANS	1:49.618	152.9	2
5:34.507	31	MERCEDES C11	C1	Gareth EVANS	1:49.138	153.5	3
5:36.399	17	PORSCHE 962	C1	Christophe DANSEMBOURG	1:48.805	154.0	3
5:42.392	25	NISSAN R90CK	C1	Katsu KUBOTA	1:48.496	154.5	3
7:29.150	25	NISSAN R90CK	C1	Katsu KUBOTA	1:46.758	157.0	4
9:15.012	25	NISSAN R90CK	C1	Katsu KUBOTA	1:45.862	158.3	5
14:35.226	25	NISSAN R90CK	C1	Katsu KUBOTA	1:45.827	158.4	8

Circuit de Barcelona - Catalunya

5 i 6 Abril 2014

Esperit de Montjuïc



Group C

Esperit de Montjuïc

Race 1

Analysis by lap

■ Lapped

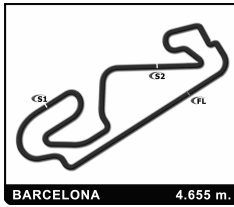
Nr	Lap Time	Gap	Nr	Lap Time	Gap	Nr	Lap Time	Gap	Nr	Lap Time	Gap	Nr	Lap Time	Gap						
Lap 1																				
			84	1:53.265	26.475	45	1:48.680	19.944	111	1:49.599	18.840	31	1:46.932	1.952						
31	1:55.751		12	1:55.905	28.036	28	1:52.804	36.179	15	1:49.002	21.698	12	1:55.293	1 Lap						
17	1:57.231	1.480	5	1:58.046	41.784	3	1:51.420	36.757	45	1:49.996	23.752	17	1:50.187	16.124						
111	1:57.930	2.179	72	1:59.279	46.250	33	1:53.344	45.337	72	2:01.762	1 Lap	111	1:49.296	28.880						
15	1:59.075	3.324	Lap 5																	
45	2:01.949	6.198	31	1:48.629		12	2:02.538	1'02.280	3	1:52.717	56.687	15	1:49.304	32.328						
3	2:02.548	6.797	17	1:48.082	0.905	84	2:20.910	1'10.749	28	1:54.675	57.985	45	1:49.429	36.069						
25	2:03.097	7.346	25	1:45.862	2.774	5	1:57.370	1'20.556	84	1:53.871	1 Lap	5	2:03.617	1 Lap						
28	2:03.879	8.128	25	1:45.862	2.774	72	2:00.416	1'33.204	33	1:52.839	1'03.875	72	1:57.898	1 Lap						
33	2:04.409	8.658	111	1:51.302	8.220	Lap 9														
12	2:05.322	9.571	15	1:50.719	11.296	25	1:46.904		12	1:54.124	1'31.217	84	1:51.402	1 Lap						
5	2:09.005	13.254	45	1:49.825	15.555	31	1:47.624	1.925	25	1:46.937		3	1:54.626	1'24.971						
84	2:09.318	13.567	28	1:52.157	21.710	17	1:47.084	3.976	31	1:46.961	0.838	33	1:54.251	1'29.682						
72	2:10.595	14.844	3	1:55.090	24.609	111	1:49.534	17.828	17	1:48.698	7.047	28	1:58.362	1'32.148						
Lap 2																				
31	1:49.618		33	1:53.757	27.619	15	1:49.424	20.343	5	1:58.435	1 Lap	Lap 17								
17	1:50.363	2.225	84	1:50.119	27.965	45	1:48.212	21.252	111	1:48.845	20.748	25	1:48.180							
111	1:50.346	2.907	12	1:54.246	33.653	28	1:53.631	42.906	15	1:49.037	23.798	31	1:47.536	1.308						
15	1:52.251	5.957	5	1:58.144	51.299	3	1:53.388	43.241	45	1:49.613	26.428	12	1:54.178	1 Lap						
3	1:51.138	8.317	72	1:59.141	56.762	33	1:52.720	51.153	72	1:57.597	1 Lap	17	1:52.254	20.198						
25	1:50.799	8.527	Lap 6																	
45	1:52.638	9.218	31	1:48.148		12	1:58.206	1'13.582	3	1:53.517	1'03.267	111	1:49.858	30.558						
28	1:52.118	10.628	17	1:48.184	0.941	5	1:57.307	1'30.959	28	1:53.090	1'04.138	15	1:50.312	34.460						
33	1:54.364	13.404	25	1:47.216	1.842	72	1:59.417	1'45.717	84	1:53.303	1 Lap	45	1:52.577	40.466						
12	1:56.135	16.088	111	1:50.989	11.061	Lap 10														
84	1:55.775	19.724	15	1:50.093	13.241	25	1:47.334		25	1:46.396		5	2:01.044	1 Lap						
5	1:59.696	23.332	45	1:49.330	16.737	31	1:47.929	2.520	31	1:47.936	4.578	72	1:57.167	1 Lap						
72	2:01.037	26.263	28	1:52.068	25.630	17	1:47.936	4.578	17	1:48.868	19.362	84	1:50.859	1 Lap						
Lap 3																				
31	1:49.138		3	1:52.437	28.898	15	1:49.264	22.273	15	1:49.264	22.273	3	1:55.530	1'32.321						
17	1:48.805	1.892	33	1:52.992	32.463	45	1:49.417	23.335	45	1:49.417	23.335	33	1:53.780	1'35.282						
111	1:50.429	4.198	84	1:53.009	32.826	28	1:53.436	49.008	111	1:49.435	23.787	28	2:05.222	1'49.190						
15	1:50.614	7.433	12	1:54.619	40.124	3	1:54.747	50.654	15	1:49.069	26.471									
25	1:48.496	7.885	5	1:57.194	1'00.345	84	3:14.652	1 Lap	45	1:50.065	30.097									
3	1:52.690	11.869	72	1:59.487	1'08.101	33	1:53.073	56.892	5	2:00.790	1 Lap									
45	1:51.966	12.046	Lap 7																	
28	1:50.962	12.452	31	1:47.498		12	1:55.103	1'21.351	72	1:57.587	1 Lap									
33	1:53.441	17.707	17	1:47.909	1.352	5	1:59.093	1'42.718	3	1:53.243	1'10.114									
12	1:54.283	21.233	25	1:47.171	1.515	Lap 11														
84	1:51.726	22.312	111	1:49.754	13.317	25	1:48.647		25	1:48.647										
5	1:58.646	32.840	15	1:50.048	15.791	31	1:48.498	2.371	31	1:48.498	2.371									
72	1:58.948	36.073	45	1:49.367	18.606	17	1:48.864	4.795	17	1:48.864	4.795									
Lap 4																				
31	1:49.102		28	1:52.585	30.717	72	2:03.605	1 Lap	111	1:48.819	19.534									
17	1:48.662	1.452	3	1:51.279	32.679	15	1:49.363	22.989	15	1:49.363	22.989									
25	1:46.758	5.541	84	1:51.853	37.181	45	1:49.361	24.049	45	1:49.361	24.049									
111	1:50.451	5.547	33	1:54.370	39.335	28	1:53.242	53.603	28	1:53.242	53.603									
15	1:50.875	9.206	12	1:54.458	47.084	3	1:52.256	54.263	3	1:52.256	54.263									
45	1:51.415	14.359	5	1:57.681	1'10.528	84	1:52.344	1 Lap	84	1:52.344	1 Lap									
3	1:55.381	18.148	72	1:59.527	1'20.130	33	1:53.084	1'01.329	72	1:57.536	1 Lap									
28	1:54.832	18.182	Lap 8																	
33	1:53.886	22.491	25	1:45.827		12	1:54.682	1'27.386	3	1:53.025	1'16.173									
Lap 12																				
25	1:50.293		31	1:48.547	1.205	84	1:52.496	1 Lap	28	1:56.013	1'19.614									
31	1:48.736	0.814	17	1:49.786	3.796	28	1:56.013	1'19.614	33	1:52.570	1'21.259									
17	1:50.784	5.286	111	1:49.223	15.198	Lap 13														
5	2:03.879	1 Lap	15	1:49.374	17.823	Lap 14														
Lap 15																				
Lap 16																				



Circuit de Barcelona - Catalunya

5 i 6 Abril 2014

Esperit de Montjuïc



Group C Esperit de Montjuïc Race 1

Analysis

Lap	Time	Sector 1	Sector 2	Sector 3	Kph	Elapsed	Lap	Time	Sector 1	Sector 2	Sector 3	Kph	Elapsed
3 1. Richard EYRE JAGUAR XJR16 C3							16 1:54.178 30.713 43.105 40.360 146.8 30:57.629						
1	2:02.548	36.396	44.286	41.866	136.7	2:02.548	1	1:59.075	35.879	42.969	40.227	140.7	1:59.075
2	1:51.138	29.369	41.357	40.412	150.8	3:53.686	2	1:52.251	29.679	41.963	40.609	149.3	3:51.326
3	1:52.690	29.407	42.631	40.652	148.7	5:46.376	3	1:50.614	29.581	41.539	39.494	151.5	5:41.940
4	1:55.381	29.576	43.262	42.543	145.2	7:41.757	4	1:50.875	29.894	41.347	39.634	151.1	7:32.815
5	1:55.090	31.103	42.652	41.335	145.6	9:36.847	5	1:50.719	29.851	41.490	39.378	151.4	9:23.534
6	1:52.437	29.469	42.448	40.520	149.0	11:29.284	6	1:50.093	29.856	41.395	38.842	152.2	11:13.627
7	1:51.279	29.445	41.606	40.228	150.6	13:20.563	7	1:50.048	30.062	41.087	38.899	152.3	13:03.675
8	1:51.420	29.057	41.929	40.434	150.4	15:11.983	8	1:49.374	29.723	40.898	38.753	153.2	14:53.049
9	1:53.388	29.447	43.211	40.730	147.8	17:05.371	9	1:49.424	29.657	40.983	38.784	153.1	16:42.473
10	1:54.747	29.848	42.484	42.415	146.0	19:00.118	10	1:49.264	29.386	40.893	38.985	153.4	18:31.737
11	1:52.256	29.806	41.852	40.598	149.3	20:52.374	11	1:49.363	29.799	40.956	38.608	153.2	20:21.100
12	1:52.717	29.435	42.524	40.758	148.7	22:45.091	12	1:49.002	29.502	40.785	38.715	153.7	22:10.102
13	1:53.517	29.591	42.924	41.002	147.6	24:38.608	13	1:49.037	29.606	40.732	38.699	153.7	23:59.139
14	1:53.243	29.524	42.250	41.469	148.0	26:31.851	14	1:49.069	29.682	40.907	38.480	153.6	25:48.208
15	1:53.025	29.627	42.510	40.888	148.3	28:24.876	15	1:49.347	29.637	40.901	38.809	153.3	27:37.555
16	1:54.626	29.663	42.358	42.605	146.2	30:19.502	16	1:49.304	29.750	40.641	38.913	153.3	29:26.859
17	1:55.530	29.661	43.256	42.613	145.1	32:15.032	17	1:50.312	29.617	41.876	38.819	151.9	31:17.171
5 1. Peter HARBURG PORSCHE 962 C1							17 1. Christophe D'ANSEMBOURG 2. Hervé REGOUT PORSCHE 962 C1						
1	2:09.005	39.416	46.667	42.922	129.9	2:09.005	1	1:57.231	34.039	42.917	40.275	142.9	1:57.231
2	1:59.696	33.017	44.849	41.830	140.0	4:08.701	2	1:50.363	29.382	41.309	39.672	151.8	3:47.594
3	1:58.646	32.200	44.888	41.558	141.2	6:07.347	3	1:48.805	28.858	40.813	39.134	154.0	5:36.399
4	1:58.046	32.493	44.050	41.503	142.0	8:05.393	4	1:48.662	29.272	40.533	38.857	154.2	7:25.061
5	1:58.144	32.507	44.017	41.620	141.8	10:03.537	5	1:48.082	28.676	40.461	38.945	155.0	9:13.143
6	1:57.194	32.018	44.155	41.021	143.0	12:00.731	6	1:48.184	28.603	40.492	39.089	154.9	11:01.327
7	1:57.681	32.386	43.995	41.300	142.4	13:58.412	7	1:47.909	28.439	40.217	39.253	155.3	12:49.236
8	1:57.370	32.053	44.449	40.868	142.8	15:55.782	8	1:49.786	30.408	40.643	38.735	152.6	14:39.022
9	1:57.307	31.960	43.571	41.776	142.9	17:53.089	9	1:47.084	28.562	39.924	38.598	156.5	16:26.106
10	1:59.093	32.518	44.408	42.167	140.7	19:52.182	10	1:47.936	28.606	40.321	39.009	155.3	18:14.042
11	2:03.879	32.694	47.094	44.091	135.3	21:56.061	11	1:48.864	29.228	40.660	38.976	153.9	20:02.906
12	1:58.435	32.208	44.740	41.487	141.5	23:54.496	12	1:50.784	29.152	41.347	40.285	151.3	21:53.690
13	2:00.790	33.122	45.862	41.806	138.7	25:55.286	13	1:48.698	28.750	40.704	39.244	154.2	23:42.388
14	2:00.496	32.699	45.549	42.248	139.1	27:55.782	14	1:49.039	29.265	40.308	39.466	153.7	25:31.427
15	2:03.617	33.259	44.907	45.451	135.6	29:59.399	15	1:49.041	29.619	40.244	39.178	153.7	27:20.468
16	2:01.044	35.153	44.232	41.659	138.4	32:00.443	16	1:50.187	29.071	41.329	39.787	152.1	29:10.655
17							17	1:52.254	29.743	42.024	40.487	149.3	31:02.909
12 1. Russell KEMPNIICH PORSCHE 956C C1							25 1. Katsu KUBOTA 2. Joaquin FOLCH NISSAN RPOCK C1						
1	2:05.322	38.045	45.481	41.796	133.7	2:05.322	1	2:03.097	36.300	44.773	42.024	136.1	2:03.097
2	1:56.135	31.005	44.302	40.828	144.3	4:01.457	2	1:50.799	29.288	41.142	40.369	151.2	3:53.896
3	1:54.283	30.473	43.317	40.493	146.6	5:55.740	3	1:48.496	29.251	40.115	39.130	154.5	5:42.392
4	1:55.905	30.420	43.267	42.218	144.6	7:51.645	4	1:46.758	28.185	39.609	38.964	157.0	7:29.150
5	1:54.246	30.591	43.595	40.060	146.7	9:45.891	5	1:45.862	28.652	39.650	37.560	158.3	9:15.012
6	1:54.619	30.561	43.865	40.193	146.2	11:40.510	6	1:47.216	27.979	39.691	39.546	156.3	11:02.228
7	1:54.458	30.325	43.761	40.372	146.4	13:34.968	7	1:47.171	28.328	39.674	39.169	156.4	12:49.399
8	2:02.538	30.633	43.431	48.474	136.8	15:37.506	8	1:45.827	28.010	39.780	38.037	158.4	14:35.226
9	1:58.206	32.382	44.628	41.196	141.8	17:35.712	9	1:46.904	28.678	39.616	38.610	156.8	16:22.130
10	1:55.103	31.053	43.650	40.400	145.6	19:30.815	10	1:47.334	28.972	39.921	38.441	156.1	18:09.464
11	1:54.682	30.709	43.274	40.699	146.1	21:25.497	11	1:48.647	29.290	40.178	39.179	154.2	19:58.111
12	1:54.124	30.540	43.650	39.934	146.8	23:19.621	12	1:50.293	28.916	42.449	38.928	151.9	21:48.404
13	1:53.932	30.346	43.315	40.271	147.1	25:13.553							
14	1:54.605	30.643	43.313	40.649	146.2	27:08.158							
15	1:55.293	31.612	43.237	40.444	145.4	29:03.451							



Circuit de Barcelona - Catalunya

5 i 6 Abril 2014

Esperit de Montjuïc



Group C

Esperit de Montjuïc

Race 1

Analysis

■ Personal Best
 ■ Session Best
 B Crossing the finish line in pit lane

Lap	Time	Sector 1	Sector 2	Sector 3	Kph	Elapsed	Lap	Time	Sector 1	Sector 2	Sector 3	Kph	Elapsed
6	1:53.009	29.963	43.195	39.851	148.3	11:33.212							
7	1:51.853	29.885	43.131	38.837	149.8	13:25.065							
8	2:20.910 B	29.735	41.452	1:09.723	118.9	15:45.975							
9	3:14.652	1:51.669	42.644	40.339	86.1	19:00.627							
10	1:52.344	31.150	41.893	39.301	149.2	20:52.971							
11	1:53.871	29.842	42.514	41.515	147.2	22:46.842							
12	1:53.303	29.637	42.788	40.878	147.9	24:40.145							
13	1:52.604	29.791	41.929	40.884	148.8	26:32.749							
14	1:52.496	30.116	42.646	39.734	149.0	28:25.245							
15	1:51.402	29.607	42.727	39.068	150.4	30:16.647							
16	1:50.859	30.189	41.701	38.969	151.2	32:07.506							

111 1. Mike DONOVAN SPICE SE88
C2

1	1:57.930	35.435	42.715	39.780	142.1	1:57.930
2	1:50.346	29.414	41.363	39.569	151.9	3:48.276
3	1:50.429	29.413	41.539	39.477	151.8	5:38.705
4	1:50.451	29.510	41.472	39.469	151.7	7:29.156
5	1:51.302	29.901	41.809	39.592	150.6	9:20.458
6	1:50.989	29.614	41.750	39.625	151.0	11:11.447
7	1:49.754	29.187	41.537	39.030	152.7	13:01.201
8	1:49.223	29.389	41.239	38.595	153.4	14:50.424
9	1:49.534	29.200	41.125	39.209	153.0	16:39.958
10	1:48.868	29.120	41.109	38.639	153.9	18:28.826
11	1:48.819	29.280	40.815	38.724	154.0	20:17.645
12	1:49.599	29.320	41.306	38.973	152.9	22:07.244
13	1:48.845	29.044	40.997	38.804	154.0	23:56.089
14	1:49.435	30.202	40.746	38.487	153.1	25:45.524
15	1:48.591	28.938	40.796	38.857	154.3	27:34.115
16	1:49.296	29.308	40.961	39.027	153.3	29:23.411
17	1:49.858	29.299	41.303	39.256	152.5	31:13.269

Circuit de Barcelona - Catalunya
5 i 6 Abril 2014
Esperit de Montjuïc



Group C
Esperit de Montjuïc
Race 2 (30')

BARCELONA 4.655 m.

Starting Grid

Stefano ROSINA	84	- 7 -		
1:57.632				2:02.729
Peter HARBURG	5	- 6 -	72	Peter GARROD
1:53.212				1:53.408
Kent ABRAHAMSSON	28	- 5 -	12	Russell KEMPNIICH
1:51.723				1:52.736
Richard EYRE	3	- 4 -	33	Henrik LINDBERG
1:48.505				1:49.615
Joaquin FOLCH	25	- 3 -	45	Pierre-Alain FRANCE
1:47.295				1:48.441
Mike DONOVAN	111	- 2 -	15	Adrian WATT
1:41.865				1:44.098
Bob BERRIDGE	31	- 1 -	17	Herve REGOUT

Pole



Stewards:

Timekeeper:

Circuit de Barcelona - Catalunya

5 i 6 Abril 2014

Esperit de Montjuïc



Esperit de Montjuïc

Group C

Race 2 (30')

Final Classification

Drivers	Team	Vehicle	Class	Laps	Total Time	Gap	Kph	Best Lap		
								Lap	Time	Kph
1 31 Bob BERRIDGE		MERCEDES C11	C1	17	30:16.541	-	156.8	6	1:43.243	162.3
2 17 Herve REGOUT		PORSCHE 962	C1	17	30:56.092	+39.551	153.5	10	1:47.539	155.8
3 25 Joaquin FOLCH		NISSAN R90CK	C1	17	31:14.747	+58.206	152.0	11	1:47.658	155.7
4 15 Adrian WATT		SPICE SE89	C1	17	31:29.997	+1:13.456	150.7	2	1:49.557	153.0
5 111 Mike DONOVAN		SPICE SE88	C2	17	31:43.719	+1:27.178	149.6	9	1:50.526	151.6
6 45 Pierre-Alain FRANCE		PORSCHE 962C	C1	16	30:44.236	1 Lap	145.4	4	1:52.942	148.4
7 33 Henrik LINDBERG		PORSCHE 962	C1	16	30:55.046	1 Lap	144.5	13	1:53.981	147.0
8 12 Russell KEMPENICH		PORSCHE 956C	C1	16	31:12.417	1 Lap	143.2	4	1:55.321	145.3
9 5 Peter HARBURG		PORSCHE 962	C1	13	30:53.423	4 Laps	117.5	13	2:00.957	138.5
10 72 Peter GARROD		INTREPID RM1	C3	13	31:49.009	4 Laps	114.1	13	1:57.920	142.1
11 84 Stefano ROSINA		NISSAN NPT90	C1	12	23:30.796	5 Laps	142.5	6	1:51.383	150.5

Not classified:

3 Richard EYRE		JAGUAR XJR16	C3	6	12:20.613			3	1:54.137	146.8
28 Kent ABRAHAMSSON		NISSAN R90CK	C1	2	4:20.779					

Pole Position		G. EVANS		1:41.865	164.5 Kph
Fastest Lap	Lap 6	Bob BERRIDGE		1:43.243	162.3 Kph

Published at:

Track Status: **DRY**

Stewards:	Timekeeper:
-----------	-------------

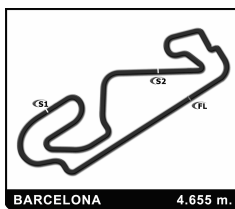

Group C
Esperit de Montjuïc
Race 2
Final Classification by Class

Nr. Drivers	Team	Car	Laps	Total Time	Gap	Kph	Best Lap		
							Lap	Time	Kph
C1									
1	31 G. EVANS / B. BERRIDGE	MERCEDES C11	17	30:16.541		156.8	6	1:43.243	162.3
2	17 C. D'ANSEMBOURG / H. REGOUT	PORSCHE 962	17	30:56.092	+39.551	153.5	10	1:47.539	155.8
3	25 K. KUBOTA / J. FOLCH	NISSAN R90CK	17	31:14.747	+58.206	152.0	11	1:47.658	155.7
4	15 A. WATT	SPICE SE89	17	31:29.997	+1:13.456	150.7	2	1:49.557	153.0
5	45 P. FRANCE / E. FRANCE	PORSCHE 962C	16	30:44.236	1 Laps	145.4	4	1:52.942	148.4
6	33 H. LINDBERG	PORSCHE 962	16	30:55.046	1 Laps	144.5	13	1:53.981	147.0
7	12 R. KEMPNIH	PORSCHE 956C	16	31:12.417	1 Laps	143.2	4	1:55.321	145.3
8	5 P. HARBURG	PORSCHE 962	13	30:53.423	4 Laps	117.5	13	2:00.957	138.5
9	84 S. ROSINA	NISSAN NPT190	12	23:30.796	5 Laps	142.5	6	1:51.383	150.5
Not classified:									
	28 K. ABRAHAMSSON	NISSAN R90CK	2	4:20.779	15 Laps	128.5			
C2									
1	111 M. DONOVAN	SPICE SE88	17	31:43.719		149.6	9	1:50.526	151.6
C3									
1	72 P. GARROD	INTREPID RM1	13	31:49.009		114.1	13	1:57.920	142.1
Not classified:									
	3 R. EYRE	JAGUAR XJR16	6	12:20.613		135.8	3	1:54.137	146.8

Published at:

 Track Status: **DRY**

Stewards:	Timekeeper:
-----------	-------------



Group C
Esperit de Montjuïc
Race 2

Lap Chart

		LAP																		
Nr	Pos	Grid	1	2	3	4	5	6	7	8	9	10	11	12	13	14	15	16	17	
31	1	31	31	17	31	31	31	31	31	31	31	31	31	31	31	31	31	31	31	31
17	2	17	17	31	17	17	17	17	17	17	17	17	17	17	17	17	17	17	17	17
111	3	111	15	15	15	15	15	15	15	25	25	25	25	25	25	25	25	25	25	25
15	4	15	111	111	111	111	25	25	25	15	15	15	15	15	15	15	15	15	15	15
25	5	25	3	25	25	25	111	111	111	111	111	111	111	111	111	111	111	111	111	111
45	6	45	25	3	3	84	84	84	84	84	84	84	84	45	45	45	45	45	45	45
3	7	3	28	33	84	3	3	33	33	45	45	45	45	33	33	33	33	33	33	33
33	8	33	33	84	33	33	33	45	45	33	33	33	33	12	12	12	12	12	12	12
28	9	28	84	12	45	45	45	12	12	12	12	12	12	84	5					
12	10	12	12	45	12	12	12	3	5	5	5	5	5	5	72					
5	11	5	45	5	5	5	5	5	72	72	72	72	72							
72	12	72	5	28	72	72	72	72												
84	13	84	72	72																

Circuit de Barcelona - Catalunya
5 i 6 Abril 2014
Esperit de Montjuïc



Group C
Esperit de Montjuïc
Race 2

Best Sector Times

SECTOR 1			SECTOR 2			SECTOR 3			Pos	Team	Cl	Ideal Lap	Best Lap
Pos	Driver	Time	Driver	Time	Driver	Time							
1	31 B.BERRIDGE	27.138	31 B.BERRIDGE	38.781	31 B.BERRIDGE	37.292	1	31	C1	1'43.211	1:43.243 (1)		
2	25 J.FOLCH	28.367	17 H.REGOUT	40.121	17 H.REGOUT	38.243	2	17	C1	1'47.202	1:47.539 (2)		
3	17 H.REGOUT	28.838	25 J.FOLCH	40.622	25 J.FOLCH	38.547	3	25	C1	1'47.536	1:47.658 (3)		
4	111 M.DONOVAN	29.517	15 A.WATT	40.890	15 A.WATT	39.003	4	15	C1	1'49.422	1:49.557 (4)		
5	28 K.ABRAHAMSSON	29.525	84 S.ROSINA	41.661	84 S.ROSINA	39.113	5	111	C2	1'50.420	1:50.526 (5)		
6	15 A.WATT	29.529	111 M.DONOVAN	41.762	111 M.DONOVAN	39.141	6	84	C1	1'50.747	1:51.383 (6)		
7	3 R.EYRE	29.628	3 R.EYRE	42.040	45 P.FRANCE	40.464	7	45	C1	1'52.416	1:52.942 (7)		
8	45 P.FRANCE	29.819	45 P.FRANCE	42.133	12 R.KEMPNIICH	40.477	8	3	C3	1'52.979	1:54.137 (9)		
9	84 S.ROSINA	29.973	33 H.LINDBERG	42.993	33 H.LINDBERG	40.640	9	33	C1	1'53.746	1:53.981 (8)		
10	33 H.LINDBERG	30.113	12 R.KEMPNIICH	43.545	28 K.ABRAHAMSSON	40.820	10	28	C1	1'53.942			
11	12 R.KEMPNIICH	30.716	28 K.ABRAHAMSSON	43.597	3 R.EYRE	41.311	11	12	C1	1'54.738	1:55.321 (10)		
12	72 P.GARROD	31.628	72 P.GARROD	44.282	5 P.HARBURG	41.884	12	72	C3	1'57.920	1:57.920 (11)		
13	5 P.HARBURG	32.800	5 P.HARBURG	45.489	72 P.GARROD	42.010	13	5	C1	2'00.173	2:00.957 (12)		

Circuit de Barcelona - Catalunya
5 i 6 Abril 2014
Esperit de Montjuïc



Group C
Esperit de Montjuïc
Race 2
Leader Sequence

Nr	Team	Car	Start Lap	End Lap	Laps	Total Laps
C1						
31		MERCEDES C11	1	1	1	1
17		PORSCHE 962	2	2	1	1
31		MERCEDES C11	3	17	15	16
C2						
111		SPICE SE88	1	17	17	17
C3						
3		JAGUAR XJR16	1	6	6	6
72		INTREPID RM1	7	13	7	7

Circuit de Barcelona - Catalunya
5 i 6 Abril 2014
Esperit de Montjuïc



Group C
Esperit de Montjuïc
Race 2

Fastest Lap Sequence

Practice Time	Team	Car	Class	Driver	Time	Kph	Lap
3:44.432	17	PORSCHE 962	C1	Herve REGOUT	1:49.463	153.1	2
5:30.907	31	MERCEDES C11	C1	Bob BERRIDGE	1:45.983	158.1	3
7:15.000	31	MERCEDES C11	C1	Bob BERRIDGE	1:44.093	161.0	4
8:59.062	31	MERCEDES C11	C1	Bob BERRIDGE	1:44.062	161.0	5
10:42.305	31	MERCEDES C11	C1	Bob BERRIDGE	1:43.243	162.3	6

Circuit de Barcelona - Catalunya

5 i 6 Abril 2014

Espirit de Montjuïc



Group C

Esperit de Montjuïc

Race 2

Analysis by lap

Lapped

Nr	Lap Time	Gap	Nr	Lap Time	Gap	Nr	Lap Time	Gap	Nr	Lap Time	Gap	Nr	Lap Time	Gap
Lap 1			Lap 5			Lap 10			Lap 14					
31	1:54.947		31	1:44.062		25	1:48.741	39.203	31	1:44.710				
17	1:54.969	0.022	17	1:48.905	12.839	15	1:50.875	43.354	45	1:54.184	1 Lap			
15	1:56.792	1.845	15	1:51.139	19.607	111	1:50.526	49.839	33	1:53.981	1 Lap			
111	1:57.752	2.805	25	1:50.362	24.061	84	1:51.427	1'05.107	12	1:56.428	1 Lap			
3	2:00.286	5.339	72	2:04.529	3 Laps	45	1:54.668	1'27.670	17	1:48.854	40.030			
25	2:01.150	6.203	111	1:51.861	25.474	33	1:57.356	1'32.075	12	1:50.841	53.605			
28	2:02.228	7.281	84	1:52.101	37.329	12	1:56.684	1'35.817	72	2:01.429	4 Laps			
33	2:02.879	7.932	3	1:55.028	42.508	72	2:07.159	3 Laps	15	1:50.700	1'08.725			
84	2:03.859	8.912	33	1:55.983	47.538	Lap 11			111	1:51.591	1'16.172			
12	2:05.210	10.263	45	1:56.281	48.796	31	1:47.265		Lap 15					
45	2:06.343	11.396	12	1:55.329	50.804	5	2:04.166	3 Laps	31	1:46.553				
5	2:10.121	15.174	Lap 6			17	1:47.539	24.468	5	2:32.516	4 Laps			
Lap 2			31	1:43.243		25	1:48.314	40.252	45	1:53.659	1 Lap			
17	1:49.463		17	1:47.657	17.253	15	1:50.707	46.796	33	1:54.181	1 Lap			
31	1:49.977	0.492	15	1:51.239	27.603	111	1:51.164	53.738	12	1:56.174	1 Lap			
15	1:49.557	1.917	25	1:48.543	29.361	84	1:52.271	1'10.113	17	1:49.913	43.390			
111	1:51.505	4.825	111	1:50.948	33.179	45	1:53.172	1'33.577	25	1:50.248	57.300			
25	1:51.695	8.413	72	2:00.327	3 Laps	33	1:56.291	1'41.101	15	1:50.641	1'12.813			
3	1:55.762	11.616	84	1:51.383	45.469	12	1:57.190	1'45.742	72	2:01.730	4 Laps			
33	1:55.129	13.576	33	1:54.568	58.863	Lap 12			111	1:52.212	1'21.831			
84	1:54.514	13.941	45	1:53.955	59.508	31	1:46.084		Lap 16					
12	1:56.870	17.648	12	1:55.972	1'03.533	72	2:04.357	4 Laps	31	1:46.823				
45	1:57.060	18.971	3	2:39.043	1'38.308	5	2:02.872	3 Laps	45	1:54.637	1 Lap			
5	2:04.985	30.674	Lap 7			17	1:50.404	28.788	5	2:06.174	4 Laps			
28	2:18.551	36.347	31	1:43.949		25	1:47.658	41.826	33	1:54.520	1 Lap			
Lap 3			17	1:47.849	21.153	15	1:51.480	52.192	17	1:48.790	45.357			
31	1:45.983		15	1:50.642	34.296	111	1:51.188	58.842	12	1:57.301	1 Lap			
17	1:49.530	3.055	25	1:49.148	34.560	84	2:06.004	1'30.033	25	1:50.808	1'01.285			
15	1:50.259	5.701	111	1:51.378	40.608	45	1:53.224	1'40.717	15	1:50.969	1'16.959			
111	1:51.564	9.914	84	1:52.468	53.988	Lap 13			111	1:53.536	1'28.544			
25	1:49.611	11.549	72	2:02.015	3 Laps	31	1:46.218		72	2:00.579	4 Laps			
3	1:54.137	19.278	33	1:55.742	1'10.656	33	1:56.499	1 Lap	Lap 17					
84	1:53.815	21.281	45	1:55.592	1'11.151	12	1:56.597	1 Lap	31	1:54.514				
33	1:57.599	24.700	5	5:00.639	2 Laps	72	2:01.949	4 Laps	45	1:54.166	1 Lap			
45	1:55.232	27.728	12	1:55.603	1'15.187	17	1:49.160	31.730	5	2:00.957	4 Laps			
12	1:57.136	28.309	Lap 8			5	2:02.440	3 Laps	33	1:54.495	1 Lap			
5	2:01.874	46.073	31	1:45.993		25	1:48.543	44.151	17	1:48.708	39.551			
Lap 4			17	1:47.700	22.860	15	1:51.482	57.456	12	1:56.587	1 Lap			
31	1:44.093		25	1:48.220	36.787	111	1:51.400	1'04.024	25	1:51.435	58.206			
72	7:19.705	3 Laps	15	1:50.501	38.804	Lap 14			15	1:51.011	1'13.456			
17	1:49.034	7.996	111	1:51.023	45.638	31	1:45.802		111	1:53.148	1'27.178			
15	1:50.922	12.530	84	1:52.010	1'00.005	45	1:54.952	1 Lap	72	1:57.920	4 Laps			
111	1:51.854	17.675	72	2:04.740	3 Laps	33	1:54.432	1 Lap	Lap 15					
25	1:50.305	17.761	45	1:54.169	1'19.327	12	1:57.751	1 Lap	31	1:46.823				
84	1:52.102	29.290	33	1:56.381	1'21.044	84	2:28.842	1 Lap	45	1:54.637	1 Lap			
3	1:56.357	31.542	12	1:56.264	1'25.458	17	1:49.958	35.886	5	2:00.957	4 Laps			
33	1:55.010	35.617	5	2:03.967	2 Laps	72	2:02.570	4 Laps	33	1:54.495	1 Lap			
45	1:52.942	36.577	Lap 9			25	1:49.125	47.474	17	1:48.708	39.551			
12	1:55.321	39.537	31	1:46.325		15	1:51.081	1'02.735	12	1:56.587	1 Lap			
5	2:22.961	1'24.941	17	1:47.659	24.194	111	1:51.069	1'09.291	25	1:51.435	58.206			
						5	2:19.751	3 Laps	15	1:51.011	1'13.456			

Circuit de Barcelona - Catalunya

5 i 6 Abril 2014

Esperit de Montjuïc



Group C

Esperit de Montjuïc

Race 2

Analysis

■ Personal Best
 ■ Session Best
 ■ Crossing the finish line in pit lane

Lap	Time	Sector 1	Sector 2	Sector 3	Kph	Elapsed	Lap	Time	Sector 1	Sector 2	Sector 3	Kph	Elapsed
1	1:54.947	32.916	41.590	40.441	145.8	1:54.947	<div style="border: 1px solid black; padding: 5px; display: inline-block;">72</div> 1. Peter GARROD INTREPID RM1 C3						
2	1:49.977	30.004	41.144	38.829	152.4	3:44.924							
3	1:45.983	28.674	39.870	37.439	158.1	5:30.907							
4	1:44.093	27.515	38.781	37.797	161.0	7:15.000							
5	1:44.062	27.491	39.279	37.292	161.0	8:59.062							
6	1:43.243	27.138	38.788	37.317	162.3	10:42.305							
7	1:43.949	27.392	39.155	37.402	161.2	12:26.254							
8	1:45.993	28.262	39.695	38.036	158.1	14:12.247							
9	1:46.325	28.740	39.477	38.108	157.6	15:58.572							
10	1:47.265	28.151	39.805	39.309	156.2	17:45.837							
11	1:46.084	28.265	40.058	37.761	158.0	19:31.921							
12	1:46.218	28.021	40.269	37.928	157.8	21:18.139							
13	1:45.802	28.281	39.712	37.809	158.4	23:03.941							
14	1:44.710	27.914	39.156	37.640	160.0	24:48.651							
15	1:46.553	28.312	40.492	37.749	157.3	26:35.204							
16	1:46.823	27.907	40.005	38.911	156.9	28:22.027							
17	1:54.514	30.237	42.333	41.944	146.3	30:16.541							
<div style="border: 1px solid black; padding: 5px; display: inline-block;">33</div> 1. Henrik LINDBERG PORSCHE 962 C1							<div style="border: 1px solid black; padding: 5px; display: inline-block;">84</div> 1. Stefano ROSINA NISSAN NPT90 C1						
1	2:02.879	37.455	43.494	41.930	136.4	2:02.879							
2	1:55.129	30.182	43.523	41.424	145.6	3:58.008							
3	1:57.599	30.818	45.648	41.133	142.5	5:55.607							
4	1:55.010	30.598	43.678	40.734	145.7	7:50.617							
5	1:55.983	30.703	43.707	41.573	144.5	9:46.600							
6	1:54.568	30.390	43.121	41.057	146.3	11:41.168							
7	1:55.742	30.454	44.234	41.054	144.8	13:36.910							
8	1:56.381	31.547	43.532	41.302	144.0	15:33.291							
9	1:57.356	32.378	43.597	41.381	142.8	17:30.647							
10	1:56.291	32.069	43.243	40.979	144.1	19:26.938							
11	1:56.499	30.662	44.283	41.554	143.8	21:23.437							
12	1:54.432	30.465	43.013	40.954	146.4	23:17.869							
13	1:53.981	30.348	42.993	40.640	147.0	25:11.850							
14	1:54.181	30.113	43.282	40.786	146.8	27:06.031							
15	1:54.520	30.194	43.260	41.066	146.3	29:00.551							
16	1:54.495	30.124	43.092	41.279	146.4	30:55.046							
<div style="border: 1px solid black; padding: 5px; display: inline-block;">45</div> 1. Pierre-Alain FRANCE 2. Erwin FRANCE PORSCHE 962C C1							<div style="border: 1px solid black; padding: 5px; display: inline-block;">111</div> 1. Mike DONOVAN SPICE SE88 C2						
1	2:06.343	39.250	44.947	42.146	132.6	2:06.343							
2	1:57.060	31.350	44.717	40.993	143.2	4:03.403							
3	1:55.232	30.576	43.355	41.301	145.4	5:58.635							
4	1:52.942	29.878	42.600	40.464	148.4	7:51.577							
5	1:56.281	30.261	43.571	42.449	144.1	9:47.858							
6	1:53.955	29.819	43.195	40.941	147.1	11:41.813							
7	1:55.592	30.482	43.898	41.212	145.0	13:37.405							
8	1:54.169	30.666	42.133	41.370	146.8	15:31.574							
9	1:54.668	30.345	43.034	41.289	146.1	17:26.242							
10	1:53.172	30.081	42.409	40.682	148.1	19:19.414							
11	1:53.224	29.955	42.480	40.789	148.0	21:12.638							
12	1:54.952	30.470	43.176	41.306	145.8	23:07.590							
13	1:54.184	30.140	42.577	41.467	146.8	25:01.774							
14	1:53.659	30.238	42.499	40.922	147.4	26:55.433							
15	1:54.637	30.320	42.410	41.907	146.2	28:50.070							
16	1:54.166	30.590	42.837	40.739	146.8	30:44.236							
1	1:57.752	34.842	42.017	40.893	142.3	1:57.752							
2	1:51.505	29.760	42.074	39.671	150.3	3:49.257							
3	1:51.564	29.783	41.896	39.885	150.2	5:40.821							
4	1:51.854	29.707	42.158	39.989	149.8	7:32.675							
5	1:51.861	30.025	42.050	39.786	149.8	9:24.536							
6	1:50.948	29.843	41.898	39.207	151.0	11:15.484							
7	1:51.378	29.838	41.989	39.551	150.5	13:06.862							
8	1:51.023	29.681	41.818	39.524	150.9	14:57.885							
9	1:50.526	29.623	41.762	39.141	151.6	16:48.411							
10	1:51.164	29.812	42.072	39.280	150.8	18:39.575							
11	1:51.188	29.698	41.929	39.561	150.7	20:30.763							
12	1:51.400	29.517	42.184	39.699	150.4	22:22.163							
13	1:51.069	29.838	41.764	39.467	150.9	24:13.232							
14	1:51.591	29.794	41.853	39.944	150.2	26:04.823							
15	1:52.212	30.038	42.338	39.836	149.3	27:57.035							
16	1:53.536	30.287	42.488	40.761	147.6	29:50.571							
17	1:53.148	30.257	42.557	40.334	148.1	31:43.719							