

ADAC GT Masters

Results Race 1

Provisional



Oschersleben, Length: 3696 m

Air temperature: 22.1°C

Track temperature: 30.0°C

Weather condition: Dry



Reg. Nr.: 115/2014

Saturday 26.4.2014 12:00

started : 26 classified : 22 not classified : 4

	Drivers	Team	Car	Laps	Total Time	Gap	Kph	Lap	Time	Kph
1	26 M.Buhk/M.Götz	H.T.P. Motorsport	Mercedes-Benz SLS AMG GT3	37	1:01:00.112		134,5	7	1:28.923	149,6
2	10 K.van der Linde/R.Rast	Prosperia C. Abt Racing	Audi R8 LMS ultra	37	1:01:00.419	0.307	134,5	20	1:28.476	150,4
3	3 C.Engelhart/J.van Lagen	GW IT Racing Team	Porsche 911 GT3 R	37	1:01:03.661	3.549	134,4	18	1:28.751	149,9
4	100 F.Stoll/D.Dobitsch	kfzteile24 APR Motorsport	Audi R8 LMS ultra	37	1:01:04.739	4.627	134,3	7	1:29.216	149,1
5	23 J.Seyfarth/M.Engel	ROWE RACING	Mercedes-Benz SLS AMG GT3	37	1:01:06.058	5.946	134,3	22	1:29.575	148,5
6	19 C.Hürtgen/D.Baumann	PIXUM Team Schubert	BMW Z4 GT3	37	1:01:06.707	6.595	134,3	20	1:28.873	149,7
7	8 R.Renauer/N.Siedler	TONINO Team Herberth	Porsche 911 GT3 R	37	1:01:06.965	6.853	134,3	20	1:29.382	148,9
8	13 D.Jahn/S.Barth	RWT RACING Team	Corvette Z06.R GT3	37	1:01:09.492	9.380	134,2	20	1:29.269	149,1
9	16 R.Frey/P.Geipel	YACO Racing	Audi R8 LMS ultra	37	1:01:11.717	11.605	134,1	20	1:29.850	148,1
10	18 T.Seiler(*G*)/J.Bleekemolen	Callaway Competition	Corvette Z06.R GT3	37	1:01:11.955	11.843	134,1	25	1:29.056	149,4
11	21 L.Ludwig/A.Day	BKK Mobil Oil Zakspeed	Mercedes-Benz SLS AMG GT3	37	1:01:13.799	13.687	134,0	26	1:29.886	148,0
12	25 M.Hayek(*G*)/P.Kox	Blancpain Racing	Lamborghini Gallardo FL2	37	1:01:14.466	14.354	134,0	20	1:29.015	149,5
13	6 P.Frommenwiler/S.Asch	Farnbacher Racing	Porsche 911 GT3 R	37	1:01:15.025	14.913	134,0	25	1:29.829	148,1
14	2 P.Assenheimer/D.Alessi	Callaway Competition	Corvette Z06.R GT3	37	1:01:15.453	15.341	133,9	18	1:29.398	148,8
15	7 H.Handlos(*G*)/A.Renauer	TONINO Team Herberth	Porsche 911 GT3 R	37	1:01:18.864	18.752	133,8	20	1:30.069	147,7
16	24 A.von Thurn und Taxis/T.Enge	Reiter Engineering	Chevrolet Camaro GT	37	1:01:20.563	20.451	133,8	23	1:29.207	149,2
17	9 D.Jöst(*G*)/F.Scholze(*G*)	TONINO Team Herberth	Porsche 911 GT3 R	37	1:01:23.884	23.772	133,6	23	1:30.636	146,8
18	4 A.Wossos(*G*)/W.Nathan(*G*)	GW IT Racing Team	Porsche 911 GT3 R	37	1:01:26.389	26.277	133,5	34	1:30.880	146,4
19	14 F.Spengler/R.Sharp	MRS GT-Racing	McLaren MP4-12C GT3	37	1:01:49.705	49.593	132,7	16	1:31.390	145,6
20	20 M.Sandritter/J.Klingmann	PIXUM Team Schubert	BMW Z4 GT3	36	1:01:17.359	1 LAP	130,3	21	1:30.005	147,8
21	27 L.Stolz/H.Frentzen	H.T.P. Motorsport	Mercedes-Benz SLS AMG GT3	36	1:01:27.540	1 LAP	129,9	25	1:30.055	147,7
22	17 R.Lips(*G*)/L.Marionec	Callaway Competition	Corvette Z06.R GT3	29	1:00:55.745	8LAPS	105,5	5	1:29.955	147,9
not classified										
1	O.Gavin/D.Keilwitz	Callaway Competition	Corvette Z06.R GT3	7	11:26.078	30LAPS	135,8	6	1:29.459	148,7
12	S.Wackerbauer/M.Winkelhock	Prosperia C. Abt Racing	Audi R8 LMS ultra	7	16:09.350	30LAPS	96,1	1	1:33.478	142,3
11	F.Hamprecht/N.Thiim	Prosperia C. Abt Racing	Audi R8 LMS ultra	4	7:40.238	33LAPS	115,6	1	1:35.027	140,0
5	M.Farnbacher/N.Morcom	Farnbacher Racing	Porsche 911 GT3 R	2	7:51.034	35LAPS	56,5	1	1:37.798	136,1

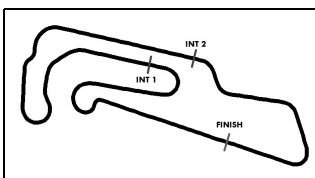
Fastest lap of the race. Car 10 driver Rast on lap 20. Time 1:28.476, average speed 150,4 km/h.

Subject to final scrutineering!

Publications Time:

Clerk of the course:

Time Keeping:



ADAC GT Masters

Lap chart Race 1

Provisional

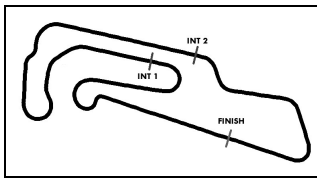


Oschersleben, Length: 3696 m

Saturday 26.4.2014 12:00

POS	1	2	3	4	5	6	7	8	9	10	11	12	13	14	15	16	17	18	19	20	21	22	23	24	25	26	27	28
LAP 1	26	100	3	12	10	23	11	16	21	1	13	27	24	5	6	2	19	17	8	7	9	18	4	25	14	.20		
LAP 2	26	100	3	12	10	23	16	21	1	11	13	27	24	17	19	8	7	9	18	4	25	14	2	.6	20'	.5'		
LAP 3	26	100	3	12	10	23	16	21	1	11	13	27	24	17	19	8	7	9	18	4	25	14	2	6	20'			
LAP 4	26	100	3	10	23	16	1	21	13	27	17	24	19	8	7	9	18	4	25	14	2	6	.11	.12	20'			
LAP 5	26	100	3	10	23	16	1	21	13	27	17	19	24	8	7	9	18	4	25	2	14	6	20'	12'				
LAP 6	26	100	3	10	23	16	1	21	13	27	17	19	8	24	7	9	18	4	2	25	14	6	20'	12'				
LAP 7	26	100	3	10	23	16	1	21	13	27	17	19	8	24	9	7	18	4	25	14	6	.2	20'	.12'				
LAP 8	26	100	3	10	23	16	21	13	27	19	17	8	24	9	7	18	4	25	14	6	2	20'						
LAP 9	26	100	3	10	23	16	21	13	27	19	17	8	24	9	7	18	4	25	14	6	2	20'						
LAP 10	26	100	3	10	23	16	21	13	27	19	17	8	24	9	7	18	4	25	14	6	2	20'						
LAP 11	26	100	3	10	23	16	21	13	27	19	17	8	24	9	7	18	4	25	14	6	2	20'						
LAP 12	26	100	3	10	23	16	21	13	27	19	17	8	24	9	7	18	4	25	14	6	2	20'						
LAP 13	26	100	3	10	23	16	21	13	27	19	17	8	24	9	7	18	4	25	6	2	14	20'						
LAP 14	26	100	3	10	23	16	13	21	19	27	8	24	17	9	7	18	6	4	25	2	14	.20'						
LAP 15	26	100	10	23	13	21	19	8	17	9	6	4	.3	14	.16	.27	.24	.7	.18	.2	25	20'						
LAP 16	26	100	13	8	17	9	6	4	.10	.23	14	.21	.19	3	16	24	27	7	18'	25'	2'	20'						
LAP 17	100	13	8	.26	6	14	.17	.9	.4	3	10	23	19	16	21	24	27	7	18'	25'	2'	20'						
LAP 18	100	6	.13	.8	.14	26	3	10	23	19	16	21	24	27	7	18	25	9	2	4	.17'	20'						
LAP 19	100	.6	26	3	10	23	19	13	16	8	21	27	7	18	25	2	9	.24	4	14	20'	17'						
LAP 20	26	3	10	100	23	19	13	16	8	21	27	7	18	6	25	2	9	4	14	24	20'	17'						
LAP 21	26	3	10	100	23	19	13	16	8	21	27	18	7	6	25	2	9	4	24	14	20'	17'						
LAP 22	26	3	10	100	23	19	13	16	8	21	27	18	7	6	25	2	9	4	24	14	20'	17'						
LAP 23	26	3	10	100	23	19	13	16	8	21	18	27	7	6	25	2	9	4	24	14	20'	17'						
LAP 24	26	3	10	100	23	19	13	16	8	21	18	27	7	6	25	2	9	4	24	14	20'	.17'						
LAP 25	26	3	10	100	23	19	13	16	8	21	18	27	6	25	7	2	9	4	24	14	20'	17'						
LAP 26	26	10	3	100	23	19	13	16	8	21	18	27	6	25	7	2	9	4	24	14	20'	.17'						
LAP 27	26	10	3	100	23	19	13	16	8	21	18	6	25	7	2	9	4	24	14	20'	27'	17'						
LAP 28	26	10	3	100	23	19	13	16	8	21	18	6	25	7	2	9	4	24	14	20'	27'	17'						
LAP 29	26	10	3	100	23	19	13	16	8	21	18	6	25	7	2	9	4	24	14	20'	27'	17'						
LAP 30	26	10	3	100	23	19	13	8	16	21	18	25	6	7	2	9	24	4	14	20'	27'							
LAP 31	26	10	3	100	23	19	8	13	16	18	21	25	6	2	7	24	9	4	14	20'	27'							
LAP 32	26	10	3	100	23	19	8	13	16	18	21	25	6	2	7	24	9	4	14	20'	27'							
LAP 33	26	10	3	100	23	19	8	13	16	18	21	25	6	2	7	24	9	4	14	20'	27'							
LAP 34	26	10	3	100	23	19	8	13	16	18	21	25	6	2	7	24	9	4	14	20'	27'							
LAP 35	26	10	3	100	23	19	8	13	16	18	21	25	6	2	7	24	9	4	14	20'	27'							
LAP 36	26	10	3	100	23	19	8	13	16	18	21	25	6	2	7	24	9	4	14	20'	27'							
LAP 37	26	10	3	100	23	19	8	13	16	18	21	25	6	2	7	24	9	4	14									

. - PIT STOP ' - LAP BEHIND



ADAC GT Masters



Lap analysis Race 1

Provisional

Oschersleben, Length: 3696 m

Air temperature: 22.1°C

Track temperature: 30.0°C

Weather condition: Dry



Reg. Nr.: 115/2014

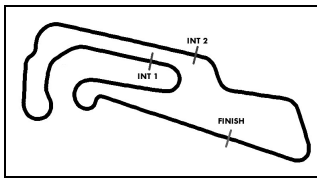
Saturday 26.4.2014 12:00

Lap	Time	SE1	SP1	SE2	SP2	SE3	SP3	TSP	Lap	Time	SE1	SP1	SE2	SP2	SE3	SP3	TSP
1	Oliver Gavin, GBR/ Daniel Keilwitz, DEU										theoretical besttime: 1:29.311						
	3:311	-	-	-	-	-	172	-	4	1:32.273	34.606	188	31.021	226	26.646	195	238
1	1:35.983	38.772	176	31.490	226	25.721	201		5	1:29.833	33.941	190	30.398	227	25.494	201	239
2	1:39.687	34.596	187	33.546	172	31.545	124	232	6	1:29.459	33.676	193	30.546	227	25.237	201	242
3	2:05.443	45.090	97	44.098	150	36.255	200	133	7	1:30.089	33.963	188	30.719	226	25.407	201	242

Lap	Time	SE1	SP1	SE2	SP2	SE3	SP3	TSP	Lap	Time	SE1	SP1	SE2	SP2	SE3	SP3	TSP
2	Patrick Assenheimer, DEU/ Diego Alessi, ITA										theoretical besttime: 1:29.294						
	4:019	-	-	-	-	-	187	-	20	1:29.533	33.768	192	30.293	226	25.472	201	243
1	1:38.098	39.960	187	31.884	221	26.254	199		21	1:29.665	33.744	190	30.547	227	25.374	201	243
2	1:47.679	45.801	187	32.125	174	29.753	172	241	22	1:30.642	34.434	191	30.599	226	25.609		244
3	2:02.641	47.086	85	43.675	180	31.880	198	106	23	1:29.922	33.946	191	30.546	226	25.430	200	244
4	1:33.777	35.799	187	31.475	198	26.503	200	236	24	1:29.979	33.748	191	30.563	228	25.668	200	243
5	1:32.140	35.154	189	31.159	226	25.827	202	242	25	1:29.904	33.831	191	30.532	228	25.541	199	243
6	1:30.539	34.113	188	30.657	227	25.769	198	242	26	1:29.870	33.847	191	30.413	228	25.610	200	243
7	1:49.723	35.693	185	30.656	227	43.374		241	27	1:32.012	34.208	191	30.639	210	27.165	198	
8	1:48.341	50.664	186	31.256	220	26.421	198		28	1:42.091	35.607	188	34.660	127	31.824	97	219
9	1:32.270	35.578	187	31.012	222	25.680	198		29	2:06.297	51.972	103	44.781	105	29.544	200	130
10	1:56.198	36.324	127	46.328	131	33.546	144	240	30	1:31.041	34.583	192	30.636	230	25.822	200	243
11	2:06.105	49.197	125	44.854	150	32.054	129	130	31	1:31.180	34.213	190	31.221	228	25.746	202	
12	2:05.979	49.194	98	45.427	119	31.358	198	130	32	1:30.981	34.228	190	30.920	229	25.833	201	245
13	1:33.065	35.013	188	31.178	225	26.874	199	239	33	1:30.393	34.063	190	30.601	229	25.729	201	244
14	1:31.644	34.123	189	31.306	218	26.215	200	243	34	1:30.689	34.334	190	30.760	227	25.595	201	245
15	1:49.937	35.748	187	30.751	228	43.438		243	35	1:30.304	33.869	191	30.973	227	25.462	202	243
16	2:28.691	1:32.786	189	30.315	228	25.590	200		36	1:29.818	33.830	191	30.536	228	25.452	201	244
17	1:30.690	34.802	191	30.580	228	25.308	199	242	37	1:30.447	34.080	191	30.771	228	25.596	200	244
18	1:29.398	33.731	191	30.301	227	25.366	202	242									
19	1:29.751	33.732	191	30.749	228	25.270	199	244									

Lap	Time	SE1	SP1	SE2	SP2	SE3	SP3	TSP	Lap	Time	SE1	SP1	SE2	SP2	SE3	SP3	TSP
3	Christian Engelhart, DEU/ Jaap van Lagen, NLD										theoretical besttime: 1:28.664						
	2:476	-	-	-	-	-	143	-	20	1:29.333	33.640	186	30.444	218	25.249	194	236
1	1:33.149	36.908	183	30.918	218	25.323	193	212	21	1:29.272	33.648	186	30.306	218	25.318	195	236
2	1:38.507	34.312	184	33.435		30.760	157		22	1:29.020	33.640	186	30.254	219	25.126	195	236
3	2:07.477	43.708	134	45.573	130	38.196	194	167	23	1:29.618	33.757	185	30.606	217	25.255	194	236
4	1:29.952	34.117		30.512	218	25.323	194	234	24	1:29.272	33.822	186	30.235	219	25.215	194	235
5	1:29.771	33.874	185	30.534	218	25.363	194	234	25	1:29.272	33.836	185	30.253	219	25.183	194	235
6	1:29.069	33.560	186	30.206	219	25.303	194	234	26	1:30.400	33.828	184	30.678	220	25.894	194	236
7	1:29.265	33.650	185	30.358		25.257	194	234	27	1:29.905	33.879	187	30.601	218	25.425	195	236
8	1:31.274	33.759	185	30.692	181	26.823	190		28	2:02.182	41.497	106	46.205	137	34.480	136	
9	2:02.225	41.599	105	46.222	167	34.404	137	148	29	2:09.265	47.873	113	49.139	123	32.253	193	168
10	2:07.124	46.642	131	45.132	180	35.350	162	172	30	1:30.533	34.374	185	30.623	218	25.536	194	
11	2:08.162	48.693	120	45.436	191	34.033	145	180	31	1:30.022	34.054	186	30.480	218	25.488	195	
12	2:08.785	47.087	129	45.857	111	35.841	194	175	32	1:29.467	33.863	186	30.342	218	25.262	196	235
13	1:29.725	34.072	185	30.402	219	25.251	194	233	33	1:29.513	33.956	186	30.292	219	25.265	195	237
14	1:29.818	33.760	185	30.774	219	25.284	195	235	34	1:29.209	33.790	187	30.195	219	25.224	195	236
15	1:47.129	33.832	186	30.471	218	42.826		236	35	1:29.585	34.056	186	30.330	219	25.199	195	236
16	2:25.306	1:29.917	183	30.387	217	25.002			36	1:29.440	33.860	186	30.414	219	25.166	195	236
17	1:29.089	33.944	181	30.167	217	24.978	194	234	37	1:32.248	35.662		30.854	217	25.732	194	236
18	1:28.751	33.522	186	30.164	218	25.065	195	234									
19	1:29.051	33.607	186	30.221	217	25.223	195	234									

Lap	Time	SE1	SP1	SE2	SP2	SE3	SP3	TSP	Lap	Time	SE1	SP1	SE2	SP2	SE3	SP3	TSP
4	Antonios Wossos, GRC/ Wolf Nathan, NLD										theoretical besttime: 1:30.666						
	6:270	-	-	-	-	-	187	-	20	1:32.664	35.154	181	31.392	213	26.118	194	228
1	1:39.860	40.218	181	32.983	218	26.659	191	210	21	1:31.633	34.397	183	31.360	215	25.876	193	234
2	1:41.778	35.430	180	35.753	134	30.595	187	233	22	1:31.563	34.463	183	31.308	216	25.792	195	233
3	2:03.081	45.598	107	44.955	174	32.528	193	112	23	1:32.293	34.942	173	31.336	217	26.015	192	234
4	1:33.627	35.674	183	31.961	217	25.992	193	229	24	1:31.854	34.212	185	31.162	216	26.480	190	233
5	1:31.955	34.803	182	31.100	219	26.052	192	235	25	1:31.860	34.817	183	31.057	217	25.986	193	232
6	1:32.078	34.734	185	31.170	218	26.174	191	234	26	1:31.699	34.350	185	31.047	216	26.302	191	233
7	1:33.607	36.358	180	31.286	218	25.963	193	233	27	1:35.928	35.398	184	33.357	208	27.173	190	225
8	1:34.066	34.957	182	32.043	215	27.066	190	233	28	1:34.481	35.992	183	31.983	212	26.506	192	229



ADAC GT Masters



Lap analysis Race 1

Provisional

Oschersleben, Length: 3696 m

Air temperature: 22.1°C

Track temperature: 30.0°C

Weather condition: Dry



Reg. Nr.: 115/2014

Saturday 26.4.2014 12:00

Lap	Time	SE1	SP1	SE2	SP2	SE3	SP3	TSP	Lap	Time	SE1	SP1	SE2	SP2	SE3	SP3	TSP
9	1:47.542	35.940	180	39.669	123	31.933	113	212	29	1:48.623	35.097	181	43.243	99	30.283	193	232
10	2:08.886	48.202	140	46.999	157	33.685	151	147	30	1:32.496	35.114	183	31.282	218	26.100	194	232
11	2:06.488	49.190	90	45.216	129	32.082	125	145	31	1:31.673	34.530	185	31.029	219	26.114	194	
12	2:06.320	47.961	108	46.676	112	31.683	193	160	32	1:31.456	34.562	184	30.908	218	25.986	195	234
13	1:31.658	34.641	185	31.145	219	25.872	193	234	33	1:31.337	34.353	185	30.885	217	26.099	194	
14	1:32.158	34.549	183	31.135	219	26.474	192	235	34	1:30.880	34.304	183	30.778	218	25.798	195	235
15	1:31.440	34.430	185	31.056	218	25.954	192	234	35	1:32.259	34.928	169	31.482	217	25.849	194	237
16	1:31.234	34.438	185	31.120	217	25.676	192	234	36	1:31.847	34.686	184	31.066	217	26.095	235	
17	1:49.889	34.247	184	31.279	217	44.363		234	37	1:32.021	34.522	185	31.017		26.482	191	235
18	2:35.154	1:36.476	182	32.170	213	26.508	195										
19	1:32.731	34.713	179	31.716	215	26.302	192	234									

5 Mario Farnbacher, DEU/ Nathan Morcom, AUS

theoretical besttime: 5:49.921

	3.782	-	-	-	-	170	-		2	6:09.454	4:47.144	143	36.705	178	45.605	237	
1	1:37.798	39.551	185	32.175	222	26.072	194										

6 Philipp Frommenwiler, CHE/ Sebastian Asch, DEU

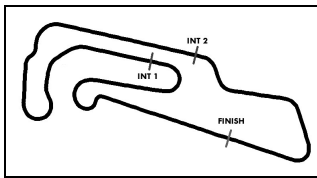
theoretical besttime: 1:29.519

	2.776	-	-	-	-	156	-		20	2:28.513	1:32.327	188	30.625	220	25.561	194	
1	1:39.194	40.000	186	32.601	205	26.593	193	211	21	1:30.033	33.915	187	30.518	223	25.600	196	238
2	1:55.811	35.037	184	34.605	166	46.169		234	22	1:30.255	33.959	187	30.827	222	25.469	197	238
3	2:05.268	1:08.269	184	31.317	218	25.682	195		23	1:31.312	34.934	187	30.860	221	25.518	196	239
4	1:29.978	33.867	186	30.581	219	25.530	195	236	24	1:30.413	34.360	187	30.427	223	25.626	197	239
5	1:29.990	33.992	187	30.517	222	25.481	196	237	25	1:29.829	33.977	187	30.465	222	25.387	195	239
6	1:29.885	33.830	186	30.634	222	25.421	196	237	26	1:30.143	33.984	187	30.674	221	25.485	197	239
7	1:31.496	34.010	184	31.117	223	26.369	197	238	27	1:30.901	34.057	187	30.498	221	26.346	194	242
8	1:35.118	35.413	175	32.708	220	26.997	193	234	28	1:43.952	34.682	185	36.657	141	32.613	100	236
9	1:46.461	35.303	186	39.109	108	32.049	117	232	29	2:05.796	51.022	102	45.012	83	29.762	195	130
10	2:08.931	48.347	152	46.896	117	33.688	125	163	30	1:32.329	35.100	187	31.691	221	25.538	195	238
11	2:06.089	48.916	103	44.962	145	32.211	135	126	31	1:31.286	34.273	186	31.308	222	25.705	193	
12	2:05.995	48.786	105	45.641	113	31.568	196	122	32	1:31.161	34.626	187	30.882	223	25.653	197	237
13	1:32.144	34.971	187	31.142	221	26.031	194	238	33	1:30.415	34.125	188	30.761	223	25.529	196	240
14	1:29.936	33.928	186	30.371		25.637	195	235	34	1:30.288	34.196	187	30.669	222	25.423	197	240
15	1:30.482	33.844	188	30.415	224	26.223	195	238	35	1:30.410	34.192	188	30.637	224	25.581	194	240
16	1:30.342	33.944	188	30.988	221	25.410			36	1:30.019	34.124	188	30.577	223	25.318	197	239
17	1:29.911	33.950	187	30.403	223	25.558	195	238	37	1:30.514	34.185	188	30.716	222	25.613	196	240
18	1:29.987	33.958	187	30.487	222	25.542	196	237									
19	1:47.662	33.923	187	30.489	221	43.250		237									

7 Herbert Handlos, AUT/ Alfred Renauer, DEU

theoretical besttime: 1:29.873

	5.807	-	-	-	-	193	-		20	1:30.069	34.032	188	30.643	220	25.394	196	239
1	1:38.452	39.330	174	32.088	1	27.034	188	212	21	1:30.841	34.161	188	30.517	221	26.163	195	236
2	1:41.076	34.986	185	35.983	131	30.107	174	234	22	1:30.760	34.347	188	30.921	220	25.492	197	238
3	2:04.340	45.755	123	44.627	184	33.958	192	133	23	1:31.158	34.907	188	30.696	221	25.555	196	238
4	1:31.973	35.137	185	31.022	220	25.814	195	239	24	1:30.501	34.345	188	30.586	221	25.570	195	239
5	1:31.800	35.048	186	30.935	221	25.817	197	234	25	1:31.551	35.165	183	30.856	222	25.530	197	238
6	1:31.481	34.683	186	31.062	220	25.736	195	230	26	1:30.362	34.267	186	30.577	220	25.518	195	239
7	1:32.173	34.874	185	31.585	220	25.714	197	237	27	1:32.258	34.123	187	30.876	215	27.259	191	239
8	1:33.544	34.498	185	31.761	205	27.285	183	237	28	1:42.035	35.504	185	34.348	133	32.183	97	213
9	1:52.278	37.818	167	41.103	128	33.357	107	177	29	2:05.687	51.136	90	44.774	84	29.777	195	135
10	2:07.172	46.667	132	47.107	172	33.398	165	139	30	1:31.870	34.647	186	31.382	220	25.841	194	238
11	2:08.077	50.127	108	44.892	138	33.058	112	144	31	1:32.148	35.227	187	30.974	222	25.947	196	
12	2:05.907	47.331	117	46.785	136	31.791	194	150	32	1:31.250	34.552	187	30.924	222	25.774	196	239
13	1:31.556	34.513	185	31.150	216	25.893	198	235	33	1:30.946	34.490	187	30.850	222	25.606	195	240
14	1:30.843	34.167	187	30.935	221	25.741	195	238	34	1:30.678	34.396	188	30.759	221	25.523	197	239
15	1:48.953	34.455	187	30.890	219	43.608		238	35	1:30.372	34.145	187	30.743	220	25.484	197	240
16	2:28.209	1:31.950	185	30.720	220	25.539	196		36	1:30.850	34.379	187	30.826	220	25.645	196	239
17	1:30.186	34.057	187	30.560	221	25.569	195	238	37	1:31.197	34.477	186	30.916	220	25.804	196	239
18	1:30.198	34.256	187	30.464	221	25.478	196	237									
19	1:30.306	34.370	186	30.447	221	25.489	196	238									



ADAC GT Masters



Lap analysis Race 1

Provisional

Oschersleben, Length: 3696 m

Air temperature: 22.1°C

Track temperature: 30.0°C

Weather condition: Dry



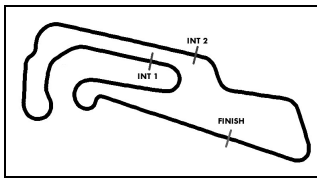
Reg. Nr.: 115/2014

Saturday 26.4.2014 12:00

Lap	Time	SE1	SP1	SE2	SP2	SE3	SP3	TSP	Lap	Time	SE1	SP1	SE2	SP2	SE3	SP3	TSP
8 Robert Renauer, DEU/ Norbert Siedler, AUT									theoretical besttime: 1:29.091								
6:369									20 1:29.382								
1	1:36.623	38.695	180	31.685	222	26.243	196	227	21	1:29.436	33.815	187	30.237	221	25.384	195	237
2	1:41.525	35.521	185	35.933	132	30.071	171	238	22	1:29.733	34.032	186	30.584		25.117	196	237
3	2:04.072	45.361	126	44.800	183	33.911	195	138	23	1:30.081	34.293	187	30.600	222	25.188	196	239
4	1:32.605	35.441	185	31.350	221	25.814	195	237	24	1:30.089	34.459	187	30.369		25.261	195	239
5	1:31.851	35.105	186	30.722	223	26.024	193	237	25	1:30.258	34.408	186	30.497	221	25.353	196	239
6	1:29.545	34.082	186	30.238	221	25.225	196	236	26	1:30.256	34.363	186	30.598	221	25.295	196	237
7	1:29.630	33.965	186	30.379	220	25.286	195	236	27	1:31.298	34.111	184	31.023	221	26.164	194	238
8	1:35.078	34.915	186	32.310	216	27.853	190	237	28	1:49.171	36.442	141	39.052	124	33.677	115	229
9	1:53.107	37.164	184	42.631	126	33.312	122	173	29	2:07.473	49.057	113	47.910	92	30.506	194	130
10	2:07.512	46.372	94	47.342	159	33.798	129	118	30	1:31.476	34.698	185	31.177	220	25.601	196	239
11	2:08.543	49.757	105	45.189	134	33.597	119	179	31	1:29.940	34.311	185	30.313	221	25.316	195	
12	2:05.751	45.962	141	47.227	161	32.562	196	129	32	1:30.152	34.234	185	30.652	221	25.266	196	237
13	1:31.016	34.479	185	30.838	221	25.699	197	238	33	1:30.108	34.192	185	30.442	221	25.474	195	238
14	1:30.617	34.742	187	30.338	222	25.537	197	239	34	1:29.474	34.022	186	30.184	221	25.268	196	237
15	1:29.685	33.912	187	30.322	222	25.451	195	239	35	1:29.798	34.008	186	30.458	221	25.332	196	238
16	1:29.633	33.862	187	30.382	221	25.389	195	237	36	1:29.848	34.061	186	30.489	221	25.298	196	238
17	1:29.507	33.805	188	30.351	221	25.351	195	237	37	1:30.351	34.406	183	30.469	222	25.476	195	237
18	1:46.851	33.790	187	30.268	222	42.793		238									
19	2:29.121	1:33.129	185	30.701	220	25.291	196										

Lap	Time	SE1	SP1	SE2	SP2	SE3	SP3	TSP	Lap	Time	SE1	SP1	SE2	SP2	SE3	SP3	TSP
9 Dominik Jöst, DEU/ Florian Scholze, DEU									theoretical besttime: 1:30.374								
4:354									20 1:31.144								
1	1:40.118	40.949	182	32.242	221	26.927	191		21	1:31.574	34.627	178	31.115	221	25.832	197	239
2	1:41.259	35.331	185	35.767	132	30.161	187	235	22	1:30.876	34.091	187	31.017	220	25.768	198	238
3	2:04.075	45.864	119	44.482	185	33.729	195	137	23	1:30.636	34.196	188	30.814	221	25.626	197	238
4	1:32.708	35.813	183	31.052	220	25.843	195	237	24	1:30.642	34.055	188	30.989	220	25.598	195	238
5	1:31.450	34.557	187	31.175	220	25.718	194	238	25	1:30.701	34.063	187	30.944	220	25.694	198	237
6	1:31.551	34.442	185	31.280		25.829		238	26	1:30.780	34.154	187	30.820	221	25.806	197	239
7	1:31.074	34.387	188	31.027	221	25.660	194	237	27	1:31.948	34.297	188	31.512	220	26.139	197	239
8	1:32.278	34.434	185	31.432	218	26.412	194	236	28	1:35.088	34.761	188	31.243	221	29.084	95	237
9	1:53.153	37.674	183	42.071	124	33.408	111	173	29	2:06.006	51.961	111	44.603	96	29.442	196	145
10	2:07.259	46.193	107	47.594	143	33.472	139	122	30	1:32.095	34.938	187	30.900	223	26.257	196	239
11	2:08.166	50.175	107	44.852	125	33.139	113	160	31	1:32.605	34.870	187	31.146	223	26.589	196	
12	2:05.687	47.024	124	46.481	155	32.182	196	150	32	1:31.489	34.467	187	31.118	221	25.904	197	240
13	1:31.566	34.664	186	31.117	221	25.785	195	237	33	1:31.442	34.498	188	31.030	222	25.914	194	241
14	1:31.229	34.736	186	30.933	222	25.560	195	238	34	1:31.108	34.359	187	30.759	222	25.990	194	238
15	1:31.205	34.585	186	30.991	220	25.629	195	238	35	1:31.166	34.432	188	30.842	222	25.892	197	238
16	1:30.964	34.280	185	30.963	221	25.721	194	238	36	1:31.368	34.391	189	30.992	221	25.985	198	240
17	1:49.091	34.449	186	30.990	221	43.652		237	37	1:31.593	34.457	186	31.251	221	25.885	197	
18	2:32.542	1:34.645	188	31.128	220	26.769	196										
19	1:31.894	34.465	186	31.132	219	26.297	197	238									

Lap	Time	SE1	SP1	SE2	SP2	SE3	SP3	TSP	Lap	Time	SE1	SP1	SE2	SP2	SE3	SP3	TSP
10 Kelvin van der Linde, ZAF/ Rene Rast, DEU									theoretical besttime: 1:28.403								
2:457									20 1:28.476								
1	1:34.581	37.742	182	31.216	216	25.623	192	204	21	1:29.122	33.661	186	30.134	218	25.327	195	233
2	1:39.179	34.415	183	33.494	169	31.270	164	231	22	1:29.098	33.866	186	30.111	218	25.121	194	234
3	2:06.893	43.637	118	45.035	137	38.221	185	170	23	1:30.590	33.874	184	31.595	217	25.121	194	234
4	1:30.371	34.555	184	30.346		25.470	191	225	24	1:28.956	33.747	185	30.219	217	24.990	193	233
5	1:29.707	33.940	184	30.418	215	25.349	192	231	25	1:28.943	33.671	185	30.130	218	25.142		233
6	1:29.262	33.771	185	30.268	216	25.223	192	232	26	1:28.968	33.781	185	30.124	221	25.063	194	232
7	1:28.953	33.773	184	30.073	216	25.107	193	231	27	1:28.798	33.748	185	30.067	217	24.983	193	234
8	1:31.838	33.808	183	30.556	180	27.474		232	28	2:02.569	42.118	122	46.341	134	34.110	156	220
9	2:00.694	40.582	110	46.456		33.656	128	165	29	2:09.959	48.381	118	49.520	115	32.058	195	183
10	2:07.067	46.729	117	45.392	166	34.946	165	152	30	1:30.088				217	25.243	194	234
11	2:07.888	48.867	106	45.449	161	33.572	161	153	31	1:29.763	33.954	184	30.449	216	25.360	194	
12	2:08.984	47.375	115	45.727	107	35.882	192	159	32	1:29.611	33.965	185	30.203	219	25.443	194	234
13	1:29.866	34.209	184	30.345	217	25.312	192	231	33	1:29.193	33.966	182	30.001	219	25.226	194	234
14	1:29.594	33.805	184	30.302	217	25.487	193	232	34	1:29.284	33.775	184	30.261	218	25.248	194	234
15	1:29.568	33.877	183	30.263	217	25.428	192	232	35	1:29.324	33.898	185	30.122	217	25.304	194	234



ADAC GT Masters



Lap analysis Race 1

Provisional

Oschersleben, Length: 3696 m

Air temperature: 22.1°C

Track temperature: 30.0°C

Weather condition: Dry



Reg. Nr.: 115/2014

Saturday 26.4.2014 12:00

Lap	Time	SE1	SP1	SE2	SP2	SE3	SP3	TSP	Lap	Time	SE1	SP1	SE2	SP2	SE3	SP3	TSP
16	1:47.193	33.632	186	30.242	216	43.319		232	36	1:29.691	34.118	186	30.264	219	25.309	193	235
17	2:26.031	1:30.758	183	30.336	216	24.937	193		37	1:30.541	34.120	186	30.253	219	26.168	189	234
18	1:28.651	33.654	185	30.080	217	24.917	194	231									
19	1:28.668	33.579	184	30.120	216	24.969	194	232									

11 Fabian Hamprecht, DEU/ Nicki Thiim, DNK

theoretical besttime: 1:35.316

Lap	Time	SE1	SP1	SE2	SP2	SE3	SP3	TSP	Lap	Time	SE1	SP1	SE2	SP2	SE3	SP3	TSP
	3:101	-	-	-	-	156	-	-	3	2:06.529	46.045	93	44.143	135	36.341	190	147
1	1:35.027	37.954	179	31.423	215	25.650	190		4	2:14.309	57.352	178	33.662	212	43.295		230
2	1:41.272	36.004	179	33.915	180	31.353	113	229									

12 Stefan Wackerbauer, DEU/ Markus Winkelhock, DEU

theoretical besttime: 1:31.031

Lap	Time	SE1	SP1	SE2	SP2	SE3	SP3	TSP	Lap	Time	SE1	SP1	SE2	SP2	SE3	SP3	TSP
	2:842	-	-	-	-	155	-	-	4	2:34.605	1:00.325	73	43.887	120	50.393		152
1	1:33.478	37.109	182	31.042	217	25.327	192	218	5	4:29.371	3:32.124	182	31.363	214	25.884	182	
2	1:39.470	34.341	184	33.756	163	31.373	166	231	6	1:39.603	38.267	165	33.710	192	27.626	189	208
3	2:07.253	43.576	125	45.093	134	38.584	180	167	7	2:02.728	37.495	146	37.544	143	47.689		178

13 David Jahn, DEU/ Sven Barth, DEU

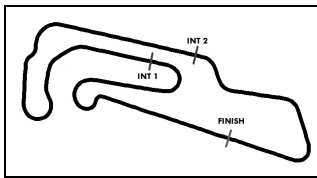
theoretical besttime: 1:29.100

Lap	Time	SE1	SP1	SE2	SP2	SE3	SP3	TSP	Lap	Time	SE1	SP1	SE2	SP2	SE3	SP3	TSP
	3:539	-	-	-	-	185	-	-	20	1:29.269	33.940	188	30.203	223	25.126	198	241
1	1:36.184	38.529	181	31.834	226	25.821	197		21	1:29.821	33.939	189	30.678	223	25.204	198	
2	1:40.451	34.756	185	34.789	178	30.906	115	240	22	1:29.859	33.955	188	30.510	223	25.394	198	241
3	2:05.954	46.119	93	43.946	140	35.889	197	164	23	1:29.708	33.926	189	30.410	224	25.372	198	241
4	1:31.364	35.138	187	30.626	226	25.600	201	238	24	1:29.982	34.102	188	30.536	224	25.344	198	241
5	1:30.785	34.528	189	30.513	226	25.744	199	241	25	1:29.719	33.967	188	30.451	224	25.301	198	241
6	1:30.711	34.166	189	30.754	225	25.791	199	242	26	1:29.855	34.038	187	30.474	224	25.343	198	241
7	1:30.411	33.994	187	30.637	226	25.780	199	242	27	1:30.725	34.104	186	30.624		25.997	191	242
8	1:32.913	34.191	189	31.653	197	27.069	192	241	28	1:52.808	39.897	139	39.177	123	33.734	112	165
9	1:54.700	36.727	182	44.510	141	33.463	120	189	29	2:07.971	48.697	111	48.235	107	31.039	197	140
10	2:07.489	46.334	116	45.834	151	35.321	152	106	30	1:31.861	35.011	186	31.040	226	25.810	199	240
11	2:08.489	49.187	103	45.653	163	33.649	138	171	31	1:31.179	35.056	187	30.580	224	25.543	198	
12	2:06.553	46.363	100	46.626	174	33.564	198	135	32	1:30.014	34.212	188	30.456	225	25.346	199	241
13	1:31.248	34.554	190	30.918	226	25.776	199	240	33	1:30.125	34.032	188	30.539	225	25.554	200	242
14	1:29.692	33.848	190	30.503	226	25.341	199	242	34	1:30.173	34.168	188	30.610	223	25.395	199	243
15	1:30.166	33.956	190	30.750	226	25.460	199	242	35	1:30.065	34.067	189	30.447	225	25.551	198	242
16	1:29.789	33.815	190	30.498	226	25.476	197	242	36	1:30.397	34.182	187	30.703	224	25.512	198	241
17	1:29.752	33.861	189	30.389	227	25.502	198	240	37	1:30.470	34.189	189	30.662	225	25.619	198	241
18	1:47.385	33.771	190	30.637	226	42.977		242									
19	2:27.916	1:32.131	187	30.477	224	25.308	198										

14 Florian Spengler, DEU/ Ryan Sharp, GBR

theoretical besttime: 1:31.217

Lap	Time	SE1	SP1	SE2	SP2	SE3	SP3	TSP	Lap	Time	SE1	SP1	SE2	SP2	SE3	SP3	TSP
	7:284	-	-	-	-	190	-	-	20	1:32.861	34.667	186	31.612	214	26.582	192	233
1	1:39.872	39.984	181	33.046	217	26.842	192	230	21	1:35.018	36.253	184	32.332	217	26.433	193	233
2	1:42.072	35.443	184	35.977	132	30.652	174	227	22	1:32.789	34.885	185	31.616	217	26.288	191	234
3	2:02.666	46.429	92	44.128	176	32.109	192	114	23	1:33.280	34.884	185	31.884	213	26.512	191	233
4	1:33.972	35.868	184	31.785	219	26.319	193	235	24	1:32.709	34.503	185	31.870	216	26.336	191	233
5	1:33.133	35.213	185	32.024	219	25.896	194	235	25	1:32.091	34.567	185	31.370	216	26.154	191	233
6	1:32.414	34.817	185	31.243	219	26.354	193	235	26	1:32.765	34.918	185	31.466	217	26.381	190	233
7	1:32.753	35.220	185	31.195	219	26.338	193	234	27	1:35.990	36.092	185	32.708		27.190	191	225
8	1:34.624	35.461	182	32.137	219	27.026	191	234	28	1:34.241	35.248	183	32.247	216	26.746	192	232
9	1:46.666	35.634	183	38.960	123	32.072	104	230	29	1:33.136	34.812	185	31.972	216	26.352	192	233
10	2:08.930	48.404	150	46.799	133	33.727	123	139	30	1:33.090	34.914	184	31.893	215	26.283	193	232
11	2:06.015	48.809	107	45.150	139	32.056	131	149	31	1:33.610	35.176	184	31.942	217	26.492	193	
12	2:06.280	48.660	115	45.857	103	31.763	193	129	32	1:32.532	34.639	184	31.566	218	26.327	192	234
13	1:34.089	35.050	185	31.334		27.705	192	235	33	1:32.462	34.659	186	31.443	217	26.360	191	232
14	1:32.262	34.686	184	31.328	219	26.248	193	234	34	1:32.811	34.766	185	31.614	218	26.431	193	233
15	1:33.249	35.225	182	31.326		26.698	192	235	35	1:32.851	34.895	185	31.595	216	26.361	193	234
16	1:31.390	34.406	185	30.937	216	26.047	192	232	36	1:32.915	34.914	185	31.482	216	26.519	194	234
17	1:31.499	34.492	186	31.133	218	25.874		233	37	1:34.069	34.977	184	32.128	215	26.964	191	234
18	1:49.715	34.445	185	31.208		44.062		233									
19	2:51.600	1:52.978	183	32.211	216	26.411	193										



ADAC GT Masters



Lap analysis Race 1

Provisional

Oschersleben, Length: 3696 m

Air temperature: 22.1°C

Track temperature: 30.0°C

Weather condition: Dry



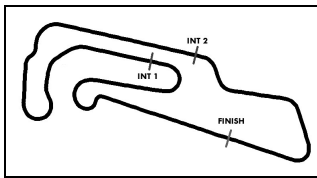
Reg. Nr.: 115/2014

Saturday 26.4.2014 12:00

Lap	Time	SE1	SP1	SE2	SP2	SE3	SP3	TSP	Lap	Time	SE1	SP1	SE2	SP2	SE3	SP3	TSP
16	Rahel Frey, CHE/ Philip Geipel, DEU								theoretical besttime: 1:29.451								
	3.107	-	-	-	-	164	-	-	20	1:29.850	34.089	184	30.424	215	25.337	191	231
1	1:35.372	38.238	180	31.510	217	25.624	192	-	21	1:30.041	34.125	184	30.625	216	25.291	192	232
2	1:39.000	34.511	182	33.148	173	31.341	159	232	22	1:29.976	34.228	184	30.429	215	25.319	192	232
3	2:06.224	43.698	138	44.977	127	37.549	191	172	23	1:30.067	34.333	183	30.364	217	25.370	192	232
4	1:31.428	34.829	181	30.740	217	25.859	192	-	24	1:30.110	34.465	183	30.234	218	25.411	191	232
5	1:30.341	34.450	184	30.506	216	25.385	192	232	25	1:30.235	34.401	182	30.381	216	25.453	192	232
6	1:29.902	34.042	183	30.445	217	25.415	192	232	26	1:30.159	34.411	182	30.392	217	25.356	191	232
7	1:30.164	34.249	183	30.494	217	25.421	192	233	27	1:30.708	34.400	182	30.539	217	25.769	190	232
8	1:31.894	34.376	182	31.181	213	26.337	191	231	28	1:49.456	36.566	136	39.229	128	33.661	122	224
9	1:57.901	38.121	124	46.002	137	33.778	138	201	29	2:07.993	48.911	116	48.176	94	30.906	191	142
10	2:07.496	46.650	109	45.373	136	35.473	161	128	30	1:32.186	35.409	182	30.975	215	25.802	193	232
11	2:07.705	48.493	105	45.509	140	33.703	164	176	31	1:30.999	34.492	185	30.626	218	25.881	192	-
12	2:08.248	47.342	103	45.434	126	35.472	192	174	32	1:30.293	34.341	183	30.462	217	25.490	192	233
13	1:30.994	34.821	182	30.658	217	25.515	191	232	33	1:30.360	34.247	183	30.571	216	25.542	192	232
14	1:30.304	34.262	183	30.582	217	25.460	192	231	34	1:30.478	34.501	183	30.667	217	25.310	193	232
15	1:48.002	34.189	182	30.587	217	43.226	-	232	35	1:30.162	34.354	182	30.353	216	25.455	192	233
16	2:27.626	1:32.086	183	30.365	215	25.175	190	-	36	1:30.458	34.607	183	30.409	216	25.442	192	232
17	1:30.751	34.636	182	30.637	216	25.478	193	230	37	1:31.123	34.747	182	30.725	216	25.651	191	232
18	1:30.002	34.181	183	30.414	215	25.407	193	232									
19	1:30.602	34.323	183	30.736	214	25.543	191	231									

Lap	Time	SE1	SP1	SE2	SP2	SE3	SP3	TSP	Lap	Time	SE1	SP1	SE2	SP2	SE3	SP3	TSP
17	Remo Lips, CHE/ Lennart Marionek, DEU								theoretical besttime: 1:29.810								
	5.112	-	-	-	-	195	-	-	16	1:30.552	34.233	187	30.664	222	25.655	197	239
1	1:37.614	39.668	183	31.735	221	26.211	198	216	17	1:47.660	34.018	187	31.307	191	42.335	-	239
2	1:39.207	35.180	186	34.604	157	29.423	114	229	18	3:20.141	1:57.141	134	37.558	127	45.442	-	-
3	2:05.775	46.639	110	43.996	185	35.140	196	155	19	3:36.571	2:40.406	188	30.458	226	25.707	198	-
4	1:32.966	35.576	187	31.431	225	25.959	197	240	20	1:30.166	34.165	189	30.493	224	25.508	199	-
5	1:29.955	33.976	188	30.441	224	25.538	198	240	21	1:30.450	34.159	189	30.683	224	25.608	198	242
6	1:30.452	34.103	187	30.667	225	25.682	194	240	22	1:30.125	34.093	189	30.639	225	25.393	197	241
7	1:30.265	34.007	187	30.696	225	25.562	197	239	23	1:30.176	34.134	188	30.575	-	25.467	-	240
8	1:35.273	35.496	187	32.193	209	27.584	162	240	24	1:57.223	34.462	154	36.274	101	46.487	-	242
9	1:53.251	37.016	185	42.815	123	33.420	125	198	25	8:31.425	7:21.030	128	40.183	126	30.212	129	-
10	2:07.618	46.483	92	47.065	161	34.070	127	108	26	2:07.648	42.226	128	38.054	126	47.368	-	131
11	2:08.323	49.538	118	45.007	145	33.778	123	187	27	2:25.367	1:15.516	127	37.817	114	32.034	131	-
12	2:05.868	46.148	117	46.905	165	32.815	195	148	28	1:51.652	42.440	131	38.378	-	30.834	133	132
13	1:31.336	34.711	187	30.915	224	25.710	197	238	29	1:50.114	42.405	133	37.640	132	30.069	129	129
14	1:32.594	35.998	187	30.837	224	25.759	196	241									
15	1:30.866	34.165	189	30.716	225	25.985	196	240									

Lap	Time	SE1	SP1	SE2	SP2	SE3	SP3	TSP	Lap	Time	SE1	SP1	SE2	SP2	SE3	SP3	TSP
18	Toni Seiler, CHE/ Jeroen Bleekemolen, NLD								theoretical besttime: 1:28.922								
	5.090	-	-	-	-	193	-	-	20	1:29.774	33.841	192	30.493	227	25.440	200	244
1	1:40.286	40.844	185	33.000	224	26.442	195	203	21	1:30.058	33.940	192	30.683	227	25.435	199	244
2	1:41.935	35.127	186	36.146	142	30.662	189	239	22	1:30.474	34.443	187	30.537	228	25.494	200	243
3	2:03.206	45.601	104	45.056	174	32.549	196	112	23	1:29.907	34.433	190	30.311	227	25.163	199	243
4	1:33.459	35.678	186	31.844	224	25.937	197	235	24	1:29.146	33.830	191	30.234	227	25.082	199	243
5	1:31.573	34.685	187	31.172	222	25.716	-	241	25	1:29.056	33.781	191	30.169	228	25.106	200	243
6	1:31.390	34.414	188	31.069	224	25.907	198	-	26	1:29.583	33.774	191	30.548	228	25.261	-	244
7	1:31.323	34.308	188	31.163	225	25.852	198	241	27	1:30.280	33.953	192	30.479	226	25.848	199	244
8	1:33.668	34.312	186	32.379	209	26.977	187	-	28	1:47.875	37.057	173	38.315	129	32.503	104	181
9	1:51.483	38.428	180	40.831	131	32.224	114	168	29	2:05.422	51.093	111	44.955	105	29.374	199	134
10	2:08.880	48.111	140	46.831	159	33.938	147	147	30	1:32.539	35.244	190	31.236	227	26.059	200	243
11	2:06.480	48.870	97	45.356	145	32.254	124	149	31	1:30.322	34.521	190	30.419	227	25.382	199	-
12	2:06.180	47.766	112	46.595	119	31.819	196	176	32	1:29.986	34.015	191	30.535	228	25.436	200	244
13	1:31.507	34.427	188	31.373	224	25.707	198	239	33	1:30.270	34.132	191	30.635	228	25.503	201	238
14	1:31.088	34.164	187	31.161	225	25.763	198	241	34	1:30.614	34.458	193	30.732	228	25.424	201	240
15	1:51.388	34.417	189	31.038	225	45.933	-	241	35	1:30.103	34.148	192	30.514	-	25.441	200	243
16	2:27.840	1:31.806	189	30.660	227	25.374	199	-	36	1:30.440	34.425	193	30.682	227	25.333	201	237
17	1:29.350	33.831	192	30.343	227	25.176	200	242	37	1:31.022	34.495	189	31.087	227	25.440	201	241
18	1:29.419	33.893	192	30.547	226	24.979	201	242									
19	1:29.539	33.808	191	30.427	-	25.304	200	243									



ADAC GT Masters



Lap analysis Race 1

Provisional

Oschersleben, Length: 3696 m

Air temperature: 22.1°C

Track temperature: 30.0°C

Weather condition: Dry



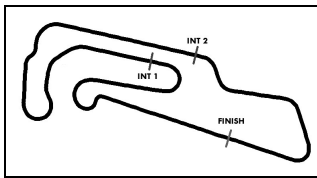
Reg. Nr.: 115/2014

Saturday 26.4.2014 12:00

Lap	Time	SE1	SP1	SE2	SP2	SE3	SP3	TSP	Lap	Time	SE1	SP1	SE2	SP2	SE3	SP3	TSP
19 Claudia Hürtgen, DEU/ Dominik Baumann, AUT									theoretical besttime: 1:28.873								
	3:020	-	-	-	-	-	165	-	20	1:28.873	33.618	186	30.109	218	25.146	196	235
1	1:39.500	41.290	184	32.060	219	26.150	194	205	21	1:29.492	33.859	185	30.245	219	25.388	195	236
2	1:41.469	35.661	183	35.879	135	29.929	179	235	22	1:29.281	33.756	185	30.172	220	25.353	195	235
3	2:04.210	45.181	110	44.943		34.086	194	150	23	1:29.650	33.895	184	30.432	218	25.323	196	234
4	1:32.781	35.416	183	31.508	219	25.857	193	235	24	1:29.682	33.974	185	30.432	220	25.276	195	237
5	1:30.181	34.214	184	30.554	218	25.413	195	236	25	1:30.200	34.020	184	30.819	218	25.361	196	236
6	1:30.260	34.129	185	30.543	220	25.588	194	236	26	1:29.840	33.924	185	30.532	220	25.384	195	236
7	1:30.254	34.022	185	30.738	220	25.494	195	236	27	1:30.512	33.959	186	30.491	219	26.062	152	237
8	1:33.364	34.853	184	31.523	207	26.988	179	236	28	1:55.064	41.672	147	39.576	124	33.816	122	149
9	1:54.054	37.528	169	43.086	121	33.440	144	194	29	2:08.140	48.711	109	48.253	103	31.176	194	129
10	2:07.927	46.680	90	47.302	155	33.945	121	114	30	1:31.930	34.987	184	31.293	221	25.650	195	236
11	2:08.057	49.010	106	45.425	146	33.622	133	170	31	1:30.207	34.322	185	30.453	218	25.432	195	
12	2:05.886	46.378	110	46.757	164	32.751	194	138	32	1:29.946	34.153	184	30.395	220	25.398	195	237
13	1:31.360	34.776	184	30.890		25.694	195	235	33	1:29.771	33.954	184	30.335	220	25.482	196	237
14	1:30.365	34.292	185	30.822	220	25.251	195	236	34	1:29.908	33.903	185	30.604		25.401	195	237
15	1:29.568	33.923	186	30.374		25.271	195	236	35	1:29.756	33.882	186	30.531	219	25.343	196	235
16	1:47.098	33.918	186	30.716	219	42.464		237	36	1:29.998	34.014	185	30.528	220	25.456	194	237
17	2:26.376	1:30.445	183	30.530	217	25.401	193		37	1:30.409	34.367	184	30.435	219	25.607	194	236
18	1:29.201	33.791	186	30.192	218	25.218	196	236									
19	1:29.117	33.756	184	30.182	219	25.179	195	234									

Lap	Time	SE1	SP1	SE2	SP2	SE3	SP3	TSP	Lap	Time	SE1	SP1	SE2	SP2	SE3	SP3	TSP
20 Max Sandritter, DEU/ Jens Klingmann, DEU									theoretical besttime: 1:29.839								
	3:526	-	-	-	-	-	169	-	19	1:30.167	34.255	185	30.613	216	25.299	194	236
1	2:29.138	47.258	141	44.971	119	56.909			20	1:30.109	34.191	183	30.497	217	25.421	194	234
2	2:52.928	1:32.238	91	44.077	144	36.613	191		21	1:30.005	34.202	183	30.428	218	25.375	194	234
3	1:31.714	35.020	182	30.638	217	26.056	193	230	22	1:30.199	34.300	183	30.508	219	25.391	195	
4	1:31.438	35.208	182	30.505	218	25.725	191	233	23	1:30.111	34.242	185	30.422	219	25.447	193	236
5	1:30.636	34.298	183	30.575	219	25.763	192	231	24	1:30.093	34.226		30.553	219	25.314	195	235
6	1:30.426	34.152	181	30.671	218	25.603	193	234	25	1:30.039	34.250	184	30.391	220	25.398	194	235
7	1:33.237	34.208	182	31.777	191	27.252	191	232	26	1:30.592	34.353	186	30.515	218	25.724	191	235
8	1:54.453	37.037	171	44.219	119	33.197	121	186	27	1:48.169	36.542	160	38.693	130	32.934	105	201
9	2:07.723	46.586	109	45.683	149	35.454	145	100	28	2:06.826	50.500	109	46.456	92	29.870	190	135
10	2:08.232	49.119	95	45.691	152	33.422	147	161	29	1:32.978	35.696	183	31.280	220	26.002	194	233
11	2:06.667	46.477	103	47.048	166	33.142	192	142	30	1:32.926	35.502	182	31.740	219	25.684	194	
12	1:31.123	34.600	184	30.791		25.732	194	231	31	1:31.690	35.038	184	30.878	220	25.774	194	236
13	1:30.776	34.530	183	30.460	218	25.786	195	235	32	1:30.663	34.570	185	30.528	221	25.565	195	237
14	1:48.986	34.657	156	31.158	219	43.171		235	33	1:30.590	34.458	184	30.584	220	25.548		236
15	2:26.672	1:30.717	184	30.507	217	25.448	193		34	1:30.353	34.442	184	30.388	220	25.523	194	236
16	1:31.071	34.209	184	30.705	218	26.157	193	232	35	1:30.441	34.459	184	30.584	219	25.398	193	235
17	1:30.138	34.235	184	30.398	221	25.505	194	232	36	1:31.041	34.630	184	30.658	221	25.753	194	234
18	1:31.483	34.481	183	30.924	221	26.078	194										

Lap	Time	SE1	SP1	SE2	SP2	SE3	SP3	TSP	Lap	Time	SE1	SP1	SE2	SP2	SE3	SP3	TSP
21 Luca Ludwig, DEU/ Alon Day, ISR									theoretical besttime: 1:29.600								
	3:409	-	-	-	-	-	171	-	20	1:30.032	33.959	188	30.716	222	25.357	196	238
1	1:35.628	38.253	182	31.568	221	25.807	195		21	1:29.990	34.013	187	30.448	222	25.529	196	238
2	1:39.187	34.480	186	33.442	165	31.265	141	236	22	1:30.133	33.987		30.506	222	25.640	196	239
3	2:05.822	45.024	107	44.472	146	36.326	196	120	23	1:29.901	33.795	187	30.588	222	25.518	196	239
4	1:33.053	34.803	186	31.134	220	27.116	195		24	1:30.367	34.106	187	30.827	222	25.434	196	239
5	1:30.975	34.457	186	30.904	221	25.614	195	238	25	1:29.934	33.855	186	30.593	223	25.486	197	238
6	1:30.588	34.147	186	30.902	222	25.539	196	238	26	1:29.886	33.823	185	30.672	222	25.391	196	240
7	1:30.467	34.006	186	30.773	221	25.688	196	238	27	1:30.723	33.868	188	30.495	223	26.360	187	239
8	1:31.636	33.947	186	30.865	191	26.824	191	237	28	1:48.100	36.422	174	38.568	135	33.110	118	215
9	1:55.136	36.632	179	44.656	140	33.848	128	190	29	2:07.098	49.360	101	47.506	97	30.232	195	136
10	2:07.332	46.839	112	45.477	142	35.016	156	104	30	1:32.798	35.408	186	31.399	221	25.991	196	236
11	2:08.239	49.504	103	44.982	153	33.753	157	155	31	1:32.547	35.274	186	31.504	223	25.769	196	
12	2:07.685	47.212	88	46.767	172	33.706	193	126	32	1:30.485	34.248	187	30.714	223	25.523	196	238
13	1:31.381	34.706	186	31.024	220	25.651	196	236	33	1:30.747	34.378	188	30.739	223	25.630	196	238
14	1:30.953	34.522	187	30.930	220	25.501	196	237	34	1:30.075	33.998	187	30.630	223	25.447	196	238
15	1:30.196	33.890	188	30.800	221	25.506	196	238	35	1:30.333	34.156	187	30.751	222	25.426	196	239



ADAC GT Masters



Lap analysis Race 1

Provisional

Oschersleben, Length: 3696 m

Air temperature: 22.1°C

Track temperature: 30.0°C

Weather condition: Dry



Reg. Nr.: 115/2014

Saturday 26.4.2014 12:00

Lap	Time	SE1	SP1	SE2	SP2	SE3	SP3	TSP	Lap	Time	SE1	SP1	SE2	SP2	SE3	SP3	TSP
16	1:46.830	34.052	188	30.739	220	42.039		239	36	1:30.276	34.070	188	30.643	222	25.563	196	239
17	2:29.700	1:32.815	186	31.088	220	25.797	196		37	1:30.361	33.887	187	30.743	222	25.731	196	239
18	1:30.242	34.189	187	30.650	222	25.403	196	238									
19	1:31.554	34.390	188	31.378	217	25.786	194	237									

23 Jan Seyffarth, DEU/ Maro Engel, DEU

theoretical besttime: 1:29.446

	3:211	-	-	-	-	172	-		20	1:29.633	33.897	187	30.531	220	25.205	195	236
1	1:34.214	37.277	182	31.339	219	25.598	194		21	1:30.049	33.937	187	30.681	218	25.431	194	237
2	1:39.551	34.700	185	33.573	177	31.278	164	234	22	1:29.575	33.935		30.425	221	25.215	196	236
3	2:06.245	43.465	126	45.009	129	37.771	193	176	23	1:29.742	33.976	187	30.493	222	25.273	196	237
4	1:31.322	34.875	185	30.877		25.570	193		24	1:29.826	34.035	187	30.480	222	25.311	194	237
5	1:30.203	34.236	185	30.605	220	25.362	194	235	25	1:29.975	34.052	186	30.572	222	25.351	195	237
6	1:30.087	34.056	185	30.609	220	25.422	194	235	26	1:29.785	34.053	186	30.494	222	25.238	195	237
7	1:30.111	34.032	186	30.601	220	25.478	194	235	27	1:30.669	34.064	186	30.555	222	26.050	149	237
8	1:31.284	33.963	185	30.850	219	26.471	189	235	28	1:54.819	41.848	146	39.536	119	33.435	132	150
9	1:58.315	38.837	127	45.949	136	33.529	134	191	29	2:08.672	48.296	130	48.689	117	31.687	194	122
10	2:07.098	46.901	105	45.324	146	34.873	165	139	30	1:31.641	34.904	185	31.334	221	25.403	195	236
11	2:07.893	48.973	115	45.446	158	33.474	174	149	31	1:30.135	34.190	185	30.523	222	25.422		
12	2:08.850	47.450	119	45.710	122	35.690	193	147	32	1:29.995	34.091	186	30.588	222	25.316	196	237
13	1:30.677	34.448	185	30.741	218	25.488	193	235	33	1:29.679	33.932	186	30.420	222	25.327	194	237
14	1:30.071	34.000	185	30.559		25.512	194	235	34	1:29.968	34.012	187	30.596	222	25.360	196	236
15	1:30.377	34.193	185	30.641	220	25.543	194	235	35	1:29.797	33.970	187	30.429	222	25.398	196	237
16	1:47.432	34.059	186	30.577	220	42.796		236	36	1:30.023	34.026	187	30.614	221	25.383	195	237
17	2:25.281	1:29.560	186	30.561	221	25.160	195		37	1:30.239	34.078	186	30.635	222	25.526	195	237
18	1:29.964	33.980	187	30.722	220	25.262	196	236									
19	1:29.650	33.866	185	30.552	221	25.232	195	234									

24 Albert von Thurn und Taxis, DEU/ Tomas Enge, CZE

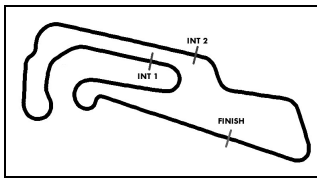
theoretical besttime: 1:29.146

	4:766	-	-	-	-	197	-		20	1:56.853	1:00.691	190	30.605	227	25.557	198	
1	1:36.410	37.813	188	32.346	228	26.251	200		21	1:29.975	34.164	193	30.567	227	25.244		244
2	1:40.314	34.310	191	35.516	172	30.488	110	244	22	1:29.397	33.657	193	30.423	229	25.317	201	245
3	2:06.011	46.270	98	44.413	187	35.328	199	164	23	1:29.207	33.519	193	30.383	230	25.305	200	245
4	1:33.383	35.509	191	31.341	228	26.533	200		24	1:29.461	33.587	193	30.520	229	25.354	201	
5	1:32.068	34.958	193	30.902	230	26.208	200	237	25	1:30.449	34.543	192	30.540	228	25.366	200	244
6	1:31.535	34.778	192	30.857	230	25.900	201	245	26	1:29.952	33.897	193	30.585	228	25.470		245
7	1:30.999	34.286	192	30.825	229	25.888		244	27	1:31.836	34.289	186	31.870	225	25.677	199	245
8	1:32.873	33.853	192	31.871	202	27.149	201	245	28	1:30.486	34.160	190	30.741	229	25.585	200	244
9	1:53.209	37.324	192	42.381	117	33.504	115	168	29	1:47.525	34.666	167	43.318	122	29.541	202	244
10	2:07.093	45.866	105	47.783	152	33.444	138	124	30	1:30.923	34.268	192	30.679	231	25.976	202	246
11	2:08.346	49.699	114	45.242	128	33.405	116	156	31	1:31.486	34.794	194	30.936	231	25.756	201	
12	2:05.760	46.837	133	46.357	166	32.566	201	136	32	1:31.790	34.273	192	30.794	233	26.723	200	248
13	1:31.485	34.635	193	30.917	231	25.933	201	244	33	1:30.688	34.296	192	30.614	230	25.778	200	246
14	1:31.008	34.259	193	30.850	231	25.899	202	246	34	1:30.830	34.063	191	30.885	228	25.882	200	246
15	1:49.126	33.979	192	31.020	230	44.127			35	1:30.814	34.183	192	30.837	227	25.794	200	246
16	2:24.734	1:28.338	192	30.794	228	25.602	200		36	1:30.805	34.185	192	30.887	227	25.733	200	245
17	1:29.965	33.864	193	30.576	229	25.525	202	245	37	1:30.682	33.994	192	30.913	228	25.775	201	243
18	1:30.696	34.377	192	30.605	229	25.714	200	207									
19	1:47.623	33.959	193	30.887	229	42.777		245									

25 Marc A. Hayek, CHE/ Peter Kox, NLD

theoretical besttime: 1:28.907

	6:703	-	-	-	-	193	-		20	1:29.015	33.698	188	30.249	220	25.068	198	235
1	1:40.221	40.163	183	33.303	218	26.755	191	212	21	1:29.545	33.877	188	30.300	222	25.368	197	236
2	1:41.677	35.333	184	35.667	140	30.677	191	231	22	1:30.519	34.148	189	30.946	221	25.425	198	236
3	2:03.097	46.044	100	44.321	178	32.732	193	112	23	1:31.139	34.733	187	30.956	221	25.450	197	236
4	1:33.940	35.719	183	31.957	218	26.264	194	232	24	1:30.566	34.459	187	30.613	222	25.494	195	237
5	1:32.625	34.779	184	31.613	218	26.233	194	233	25	1:29.886	34.051	186	30.504	222	25.331	198	236
6	1:32.897	35.135	184	31.420	219	26.342	193	215	26	1:29.993	34.026	187	30.568	222	25.399	196	237
7	1:32.798	34.576	182	31.870	218	26.352	193	232	27	1:31.510	34.212	187	30.558	220	26.740	186	236
8	1:34.375	35.222	184	32.222	216	26.931	193	232	28	1:43.432	35.179	187	35.716	128	32.537	98	190
9	1:46.792	35.530	183	38.956	135	32.306	106	232	29	2:05.746	51.319	93	44.567	84	29.860	196	147
10	2:08.600	48.011	156	46.853	153	33.736	126	135	30	1:30.820	34.511	187	30.935	221	25.374	198	235



ADAC GT Masters



Lap analysis Race 1

Provisional

Oschersleben, Length: 3696 m

Air temperature: 22.1°C

Track temperature: 30.0°C

Weather condition: Dry



Reg. Nr.: 115/2014

Saturday 26.4.2014 12:00

Lap	Time	SE1	SP1	SE2	SP2	SE3	SP3	TSP	Lap	Time	SE1	SP1	SE2	SP2	SE3	SP3	TSP
11	2:06.229	49.108	91	44.894	129	32.227	130	140	31	1:31.906	34.576	187	31.715	222	25.615	198	
12	2:06.299	48.297	123	46.196	107	31.806	194	163	32	1:30.636	34.517	186	30.630	222	25.489	197	237
13	1:32.835	34.945	184	31.369	218	26.521	192	232	33	1:30.641	34.235	188	30.840	223	25.566	198	236
14	1:32.932	35.296	185	31.534	218	26.102	194	231	34	1:30.132	34.111	189	30.571	221	25.450	197	237
15	1:51.294	35.229	185	31.490	217	44.575		233	35	1:30.428	34.205	188	30.817	221	25.406	197	237
16	2:26.206	1:30.513	186	30.444	219	25.249	196		36	1:30.161	34.079	190	30.646	222	25.436	198	237
17	1:29.203	33.840		30.141	221	25.222	196	235	37	1:30.771	33.997	190	30.577	223	26.197	196	236
18	1:29.845	33.783	187	30.572	218	25.490	197	234									
19	1:29.052	33.748	186	30.220	221	25.084		235									

26 Maximilian Buhk, DEU/ Maximilian Götz, DEU

theoretical besttime: 1:28.683

	2:623	-	-	-	-	151	-		20	1:29.146	33.679	188	30.206	220	25.261	196	238
1	1:31.424	35.671	186	30.502	221	25.251	194	216	21	1:29.401	33.726	188	30.400	217	25.275	196	238
2	1:39.124	33.863	187	34.290	158	30.971	166	235	22	1:29.351	33.821	189	30.293	221	25.237	196	237
3	2:07.446	43.594	125	45.723	127	38.129	193	168	23	1:29.426	33.924	188	30.201	222	25.301	195	238
4	1:29.446	33.906	187	30.360	220	25.180	196	234	24	1:29.311	33.857	189	30.201	221	25.253	196	237
5	1:29.489	33.563	188	30.552	221	25.374	196	237	25	1:29.267	33.778	188	30.186	222	25.303	194	238
6	1:29.068	33.620	188	30.365	221	25.083	196	237	26	1:29.369	33.888	188	30.191	222	25.290	195	237
7	1:28.923	33.527	188	30.364	221	25.032	196	237	27	1:29.254	33.841	189	30.262	222	25.151	195	238
8	1:30.312	33.465	188	30.388	221	26.459	158	237	28	2:02.451	41.890	128	46.370	138	34.191	143	210
9	2:04.186	43.457	112	46.118	174	34.611	146	134	29	2:10.631	48.333	131	50.024	117	32.274	194	172
10	2:06.916	46.447	129	44.947	166	35.522	146	187	30	1:29.753	-	-	221	25.297	196	236	
11	2:08.243	48.791	114	44.842	179	34.610	144	184	31	1:29.900	34.154	188	30.434	221	25.312	196	
12	2:08.847	46.758	132	46.242	112	35.847	195	181	32	1:29.495	33.982	188	30.315	222	25.198	197	237
13	1:29.369	33.754	188	30.441	221	25.174	195	235	33	1:29.311	-	-	222	25.218	196	237	
14	1:29.167	33.677	188	30.359	222	25.131	196	236	34	1:29.380	33.914	187	30.244	221	25.222	197	238
15	1:29.009	33.584	188	30.382	221	25.043	196	237	35	1:29.312	33.826	188	30.236	221	25.250	195	238
16	1:28.926	33.521	188	30.282	222	25.123	196	237	36	1:29.722	34.150	188	30.343	221	25.229	195	238
17	1:46.956	33.684	188	30.581	223	42.691		237	37	1:30.543	34.080	187	30.407	222	26.056	196	237
18	2:26.550	1:31.114	188	30.201	221	25.235	196										
19	1:29.065	33.622	188	30.237	220	25.206	196	237									

27 Luca Stolz, DEU/ Heinz-Harald Frentzen, DEU

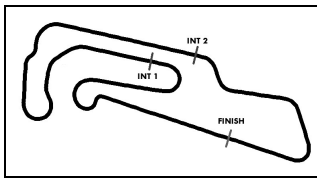
theoretical besttime: 1:30.044

	4:226	-	-	-	-	188	-		19	1:30.474	34.129	187	30.738	221	25.607	194	237
1	1:36.188	38.000	178	32.300	221	25.888			20	1:30.543	34.055	188	30.851	218	25.637	194	237
2	1:40.301	34.559	186	35.146	184	30.596	114	235	21	1:30.309	34.174	187	30.573	222	25.562		237
3	2:06.145	46.289	96	43.944	157	35.912	193	163	22	1:31.170	34.984	185	30.596	221	25.590	195	237
4	1:31.799	35.208	187	30.974	220	25.617	196	236	23	1:31.514	35.245	187	30.686	221	25.583	195	237
5	1:30.940	34.349	187	30.950	220	25.641	196	238	24	1:30.341	34.292	187	30.463	222	25.586	194	238
6	1:30.838	34.396	187	30.816	221	25.626	197	238	25	1:30.055	<i>34.054</i>	187	30.474	221	25.527	194	237
7	1:30.622	34.251	186	30.715	221	25.656	196	237	26	1:30.619	34.227	186	30.644	221	25.748	194	237
8	1:32.983	35.015	187	31.076	203	26.892	194	237	27	3:14.516	2:04.664	179	37.297	130	32.555	100	239
9	1:54.272	36.539	170	44.410	116	33.323	129	189	28	2:05.731	50.859	110	45.115	91	29.757	194	130
10	2:08.147	46.718	96	46.181	160	35.248	129	107	29	1:34.397	34.731	187	32.780	164	26.886	196	236
11	2:07.973	48.847	100	45.643	144	33.483	145	158	30	1:31.865	34.791	187	31.205	220	25.869	195	
12	2:06.197	46.418	111	46.994	164	32.785	195	151	31	1:31.248	34.479	187	31.035	223	25.734	196	238
13	1:31.365	34.827	187	30.921	222	25.617	196	236	32	1:37.340	39.133	171	32.258	219	25.949	195	235
14	1:31.564	34.216	187	31.644	222	25.704	196	238	33	1:30.905	34.412	187	30.784	219	25.709	194	238
15	1:48.544	34.585	186	31.045	221	42.914		238	34	1:31.879	35.233	187	31.013	219	25.633	195	237
16	2:29.486	1:32.711	183	30.988	220	25.787	195		35	1:30.749	34.524	187	30.623		25.602	195	237
17	1:30.931	34.196	187	30.773	220	25.962	195	237	36	1:31.114	34.466	186	30.851	221	25.797	194	238
18	1:30.250	34.129	187	30.510	221	25.611	194	237									

100 Florian Stoll, DEU/ Daniel Dobitsch, AUT

theoretical besttime: 1:29.162

	2:670	-	-	-	-	150	-		20	2:27.300	1:31.147	183	30.807	215	25.346	191	
1	1:32.391	36.306	182	30.747	217	25.338	190	213	21	1:30.285	34.183	184	30.567	215	25.535	190	231
2	1:38.491	34.434	183	33.225	167	30.832	168	230	22	1:30.057	34.171	183	30.531	216	25.355		231
3	2:07.698	43.687	130	45.693	126	38.318	192	164	23	1:30.279	34.245	183	30.446	216	25.588	192	230
4	1:29.824	33.973	184	30.580	217	25.271	193	231	24	1:29.915	34.048	184	30.345	217	25.522	190	231
5	1:29.527	33.936	184	30.427	217	25.164	194	232	25	1:29.796	34.073	182	30.526	216	25.197	193	230
6	1:29.326	33.760	184	30.344	217	25.222	193	233	26	1:29.723	33.993	181	30.540	217	25.190	191	232



ADAC GT Masters

Lap analysis Race 1

Provisional



Oschersleben, Length: 3696 m

Air temperature: 22.1°C

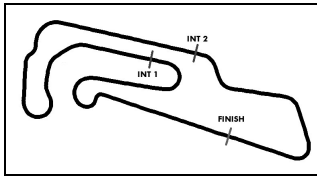
Track temperature: 30.0°C

Weather condition: Dry

DMSB Reg. Nr.: 115/2014
Deutscher Motor Sport Bund e.V.

Saturday 26.4.2014 12:00

Lap	Time	SE1	SP1	SE2	SP2	SE3	SP3	TSP	Lap	Time	SE1	SP1	SE2	SP2	SE3	SP3	TSP
7	1:29.216	33.704	184	30.294	218	25.218	193	232	27	1:30.918	34.090	184	30.517	216	26.311	164	231
8	1:30.787	34.012	184	30.497	216	26.278	192	232	28	1:54.670	41.566	147	39.621	127	33.483	130	158
9	2:02.765	41.897	112	46.189	169	34.679	137	142	29	2:09.077	48.326	106	48.548	118	32.203	191	162
10	2:06.862	46.390	137	44.930	168	35.542		181	30	1:30.462	34.528	184	30.459	216	25.475	193	231
11	2:08.205	48.714	115	45.050	185	34.441	141	191	31	1:30.183	34.186	184	30.535	216	25.462	192	
12	2:09.123	46.790	134	46.186	108	36.147	191	188	32	1:29.717	34.043	184	30.346	217	25.328	190	233
13	1:29.677	33.953	184	30.445	217	25.279	193	230	33	1:30.061	34.084	184	30.522	216	25.455	192	231
14	1:29.846	33.918	184	30.606	216	25.322	194	232	34	1:29.844	34.164	184	30.391	216	25.289	193	233
15	1:29.407	33.852	185	30.362	216	25.193	192	233	35	1:29.973	34.225	183	30.351	217	25.397	193	233
16	1:29.444	33.751	185	30.438	216	25.255	193	232	36	1:29.753	34.059	184	30.370	217	25.324	192	233
17	1:29.895	33.908	184	30.537	218	25.450	193	232	37	1:30.469	34.277	183	30.645	217	25.547	193	232
18	1:29.741	33.932	185	30.546	219	25.263	194	234									
19	1:47.362	34.074	184	30.611	218	42.677		234									



ADAC GT Masters

Vmax list Race 1

Provisional



Oschersleben, Length: 3696 m

Air temperature: 22.1°C

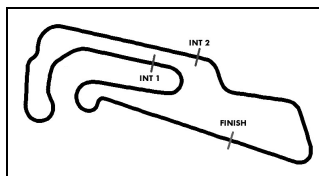
Track temperature: 30.0°C

Weather condition: Dry

DMSB Reg. Nr.: 115/2014
Deutscher Motor Sport Bund e.V.

Saturday 26.4.2014 12:00

Nr	Team, Car, Driver, Nat	Top speed
24	Reiter Engineering, Chevrolet Camaro GT von Thurn und Taxis Albert , DEU Enge Tomas , CZE	247,65 km/h
2	Callaway Competition, Corvette Z06.R GT3 Assenheimer Patrick , DEU Alessi Diego , ITA	245,44 km/h
18	Callaway Competition, Corvette Z06.R GT3 Seiler Toni , CHE Bleekemolen Jeroen , NLD	244,21 km/h
13	RWT RACING Team, Corvette Z06.R GT3 Jahn David , DEU Barth Sven , DEU	243,90 km/h
1	Callaway Competition, Corvette Z06.R GT3 Gavin Oliver , GBR Keilwitz Daniel , DEU	242,33 km/h
17	Callaway Competition, Corvette Z06.R GT3 Lips Remo , CHE Marioneck Lennart , DEU	242,06 km/h
6	Farnbacher Racing, Porsche 911 GT3 R Frommenwiler Philipp , CHE Asch Sebastian , DEU	241,89 km/h
7	TONINO Team Herberth, Porsche 911 GT3 R Handlos Herbert , AUT Renauer Alfred , DEU	240,91 km/h
9	TONINO Team Herberth, Porsche 911 GT3 R Jöst Dominik , DEU Scholze Florian , DEU	240,65 km/h
8	TONINO Team Herberth, Porsche 911 GT3 R Renauer Robert , DEU Siedler Norbert , AUT	240,48 km/h
21	BKK Mobil Oil Zakspeed, Mercedes-Benz SLS AMG GT3 Ludwig Luca , DEU Day Alon , ISR	239,52 km/h
27	H.T.P. Motorsport, Mercedes-Benz SLS AMG GT3 Stolz Luca , DEU Frentzen Heinz-Harald , DEU	239,41 km/h
26	H.T.P. Motorsport, Mercedes-Benz SLS AMG GT3 Buhk Maximilian , DEU Götz Maximilian , DEU	238,73 km/h
23	ROWE RACING, Mercedes-Benz SLS AMG GT3 Seyffarth Jan , DEU Engel Maro , DEU	238,46 km/h



ADAC GT Masters

Vmax list Race 1

Provisional



Oschersleben, Length: 3696 m

Air temperature: 22.1°C

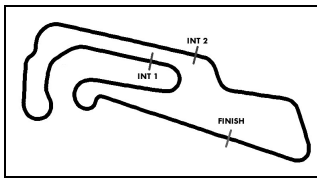
Track temperature: 30.0°C

Weather condition: Dry

DMSB Reg. Nr.: 115/2014
Deutscher Motor Sport Bund e.V.

Saturday 26.4.2014 12:00

Nr	Team, Car, Driver, Nat	Top speed
19	PIXUM Team Schubert, BMW Z4 GT3 Hürtgen Claudia , DEU Baumann Dominik , AUT	237,45 km/h
25	Blancpain Racing, Lamborghini Gallardo FL2 Hayek Marc A. , CHE Kox Peter , NLD	237,40 km/h
4	GW IT Racing Team, Porsche 911 GT3 R Wossos Antonios , GRC Nathan Wolf , NLD	237,36 km/h
3	GW IT Racing Team, Porsche 911 GT3 R Engelhart Christian , DEU van Lagen Jaap , NLD	237,10 km/h
5	Farnbacher Racing, Porsche 911 GT3 R Farnbacher Mario , DEU Morcom Nathan , AUS	236,98 km/h
20	PIXUM Team Schubert, BMW Z4 GT3 Sandritter Max , DEU Klingmann Jens , DEU	236,77 km/h
14	MRS GT-Racing, McLaren MP4-12C GT3 Spengler Florian , DEU Sharp Ryan , GBR	235,35 km/h
10	Prosperia C. Abt Racing, Audi R8 LMS ultra van der Linde Kelvin , ZAF Rast Rene , DEU	235,29 km/h
100	kfzteile24 APR Motorsport, Audi R8 LMS ultra Stoll Florian , DEU Dobitsch Daniel , AUT	234,73 km/h
16	YACO Racing, Audi R8 LMS ultra Frey Rahel , CHE Geipel Philip , DEU	232,91 km/h
12	Prosperia C. Abt Racing, Audi R8 LMS ultra Wackerbauer Stefan , DEU Winkelhock Markus , DEU	230,91 km/h
11	Prosperia C. Abt Racing, Audi R8 LMS ultra Hamprecht Fabian , DEU Thiim Nicki , DNK	230,02 km/h



ADAC GT Masters

Pit stops Race 1

Provisional



Oschersleben, Length: 3696 m

Air temperature: 22.1°C

Track temperature: 30.0°C

Weather condition: Dry



Reg. Nr.: 115/2014

Saturday 26.4.2014 12:00

Nr	Driver in	Day time in	Time in	Driver out	Day time out	Time out	Nett Time
20	Max Sandritter	12:02:48	2:27.327	Max Sandritter	12:03:44	3:23.570	56.243
6	Philipp Frommenwiler	12:03:54	3:34.130	Philipp Frommenwiler	12:04:33	4:12.835	38.705
11	Fabian Hamprecht	12:07:57	7:36.604				
5	Mario Farnbacher	12:08:08	7:47.353				
12	Stefan Wackerbauer	12:08:14	7:53.877	Stefan Wackerbauer	12:11:15	10:54.470	3:00.593
2	Patrick Assenheimer	12:12:15	11:55.076	Patrick Assenheimer	12:12:35	12:14.784	19.708
12	Stefan Wackerbauer	12:16:26	16:05.695				
3	Christian Engelhart	12:26:20	26:00.264	Christian Engelhart	12:27:22	27:01.561	1:01.297
16	Philip Geipel	12:26:25	26:04.361	Philip Geipel	12:27:28	27:07.621	1:03.260
20	Max Sandritter	12:26:28	26:07.419	Max Sandritter	12:27:29	27:08.389	1:00.970
27	Luca Stolz	12:26:29	26:08.542	Luca Stolz	12:27:32	27:11.539	1:02.997
24	Albert von Thurn und Tarsche	12:26:31	26:10.681	Albert von Thurn und Tarsche	12:26:31	26:10.682	0.001
24	Albert von Thurn und Tarsche	12:26:31	26:10.682	Albert von Thurn und Tarsche	12:27:30	27:09.373	58.691
7	Herbert Handlos	12:26:32	26:11.812	Herbert Handlos	12:27:34	27:13.902	1:02.090
18	Toni Seiler	12:26:35	26:14.984	Toni Seiler	12:27:37	27:16.349	1:01.365
2	Patrick Assenheimer	12:26:39	26:18.613	Patrick Assenheimer	12:27:41	27:21.036	1:02.423
25	Marc A. Hayek	12:26:40	26:19.760	Marc A. Hayek	12:27:41	27:20.579	1:00.819
10	Kelvin van der Linde	12:27:51	27:30.381	Kelvin van der Linde	12:28:53	28:32.316	1:01.935
23	Jan Seyffarth	12:27:54	27:33.375	Jan Seyffarth	12:28:54	28:33.746	1:00.371
21	Luca Ludwig	12:27:55	27:34.968	Alon Day	12:28:58	28:37.477	1:02.509
19	Claudia Hürtgen	12:27:56	27:35.769	Dominik Baumann	12:28:57	28:36.676	1:00.907
26	Maximilian Götz	12:29:16	28:55.913	Maximilian Götz	12:30:18	29:58.049	1:02.136
17	Remo Lips	12:29:31	29:11.185	Lennart Marioneck	12:30:54	30:34.114	1:22.929
9	Dominik Jöst	12:29:34	29:13.548	Florian Scholze	12:30:37	30:16.792	1:03.244
4	Antonios Wossos	12:29:39	29:18.303	Antonios Wossos	12:30:41	30:20.990	1:02.687
13	David Jahn	12:30:54	30:34.040	David Jahn	12:31:57	31:36.663	1:02.623
8	Robert Renauer	12:30:56	30:35.888	Robert Renauer	12:31:59	31:38.613	1:02.725
14	Florian Spengler	12:31:15	30:55.114	Florian Spengler	12:32:38	32:17.297	1:22.183
100	Florian Stoll	12:32:19	31:58.700	Florian Stoll	12:33:21	33:00.503	1:01.803
6	Philipp Frommenwiler	12:32:34	32:13.820	Philipp Frommenwiler	12:33:37	33:16.708	1:02.888
17	Lennart Marioneck	12:32:51	32:31.269	Lennart Marioneck	12:35:02	34:41.977	2:10.708
24	Tomas Enge	12:33:44	33:23.793	Tomas Enge	12:33:44	33:23.794	0.001
24	Tomas Enge	12:33:44	33:23.794	Tomas Enge	12:34:15	33:55.041	31.247
17	Lennart Marioneck	12:44:26	44:06.025	Lennart Marioneck	12:51:12	50:51.921	6:45.896
17	Lennart Marioneck	12:55:05	54:44.668	Lennart Marioneck	12:55:36	55:15.454	30.786
26	Maximilian Götz	13:03:55	1:03:34.434				
10	Rene Rast	13:03:57	1:03:36.715				
3	Jaap van Lagen	13:03:59	1:03:38.616				