



# ADAC GT Masters

## Results Race 2

Provisional



Oschersleben, Length: 3696 m

Air temperature: 21.4°C

Track temperature: 28.2°C

Weather condition: Dry



Reg. Nr.: 115/2014

Sunday 27.4.2014 12:00

started : 26      classified : 16      not classified : 10

	Drivers	Team	Car	Laps	Total Time	Gap	Kph	Lap	Time	Kph
1	10 K.van der Linde/R.Rast	Prosperia C. Abt Racing	Audi R8 LMS ultra	32	<b>1:14:39.781</b>		95,0	9	1:28.495	150,4
2	3 C.Engelhart/J.van Lagen	GW IT Racing Team Schütz Motors	Porsche 911 GT3 R	32	<b>1:14:42.272</b>	2.491	95,0	8	1:28.569	150,2
3	19 C.Hürtgen/D.Baumann	PIXUM Team Schubert	BMW Z4 GT3	32	<b>1:14:42.932</b>	3.151	95,0	15	1:28.729	150,0
4	8 R.Renauer/N.Siedler	TONINO Team Herberth	Porsche 911 GT3 R	32	<b>1:15:18.180</b>	38.399	94,2	6	1:28.809	149,8
5	7 H.Handlos(*G*)/A.Renauer	TONINO Team Herberth	Porsche 911 GT3 R	32	<b>1:15:18.575</b>	38.794	94,2	7	1:28.792	149,9
6	2 P.Assenheimer/D.Alessi	Callaway Competition	Corvette Z06.R GT3	32	<b>1:15:19.209</b>	39.428	94,2	7	1:28.671	150,1
7	27 L.Stolz/H.Frentzen	H.T.P. Motorsport	Mercedes-Benz SLS AMG GT3	32	<b>1:15:19.789</b>	40.008	94,2	14	1:29.821	148,1
8	21 L.Ludwig/A.Day	BKK Mobil Oil Zakspeed	Mercedes-Benz SLS AMG GT3	32	<b>1:15:24.451</b>	44.670	94,1	12	1:29.534	148,6
9	16 R.Frey/P.Geipel	YACO Racing	Audi R8 LMS ultra	32	<b>1:15:26.605</b>	46.824	94,1	26	1:29.809	148,2
10	5 M.Farnbacher/N.Morcom	Farnbacher Racing	Porsche 911 GT3 R	32	<b>1:15:33.484</b>	53.703	93,9	17	1:29.585	148,5
11	6 P.Frommenwiler/S.Asch	Farnbacher Racing	Porsche 911 GT3 R	32	<b>1:15:48.919</b>	1:09.138	93,6	11	1:28.726	150,0
12	9 D.Jöst(*G*)/F.Scholze(*G*)	TONINO Team Herberth	Porsche 911 GT3 R	32	<b>1:15:49.796</b>	1:10.015	93,6	13	1:30.106	147,7
13	23 J.Seyfarth/M.Engel	ROWE RACING	Mercedes-Benz SLS AMG GT3	32	<b>1:15:54.578</b>	1:14.797	93,5	11	1:29.649	148,4
14	14 F.Spengler/R.Sharp	MRS GT-Racing	McLaren MP4-12C GT3	32	<b>1:15:58.009</b>	1:18.228	93,4	31	1:30.691	146,7
15	4 A.Wossos(*G*)/W.Nathan(*G*)	GW IT Racing Team Schütz Motors	Porsche 911 GT3 R	32	<b>1:16:10.557</b>	1:30.776	93,2	4	1:30.833	146,5
16	17 R.Lips(*G*)/L.Marionek	Callaway Competition	Corvette Z06.R GT3	31	<b>1:14:49.387</b>	1 LAP	91,9	13	1:29.864	148,1
<b>not classified</b>										
24	A.von Thurn und Taxis/T.Enge	Reiter Engineering	Chevrolet Camaro GT	18	<b>53:15.277</b>	14LAPS	75,0	5	1:29.243	149,1
100	F.Stoll/D.Dobitsch	kfzteile24 APR Motorsport	Audi R8 LMS ultra	15	<b>50:16.322</b>	17LAPS	66,2	6	1:30.348	147,3
12	S.Wackerbauer/M.Winkelhock	Prosperia C. Abt Racing	Audi R8 LMS ultra	1	<b>2:33.385</b>	31LAPS				
18	T.Seiler(*G*)/J.Bleekemolen	Callaway Competition	Corvette Z06.R GT3							
26	M.Buhk/M.Götz	H.T.P. Motorsport	Mercedes-Benz SLS AMG GT3							
13	D.Jahn/S.Barth	RWT RACING Team	Corvette Z06.R GT3							
11	F.Hamprecht/N.Thiim	Prosperia C. Abt Racing	Audi R8 LMS ultra							
1	O.Gavin/D.Keilwitz	Callaway Competition	Corvette Z06.R GT3							
25	M.Hayek(*G*)/P.Kox	Blancpain Racing	Lamborghini Gallardo FL2							
20	M.Sandritter/J.Klingmann	PIXUM Team Schubert	BMW Z4 GT3							

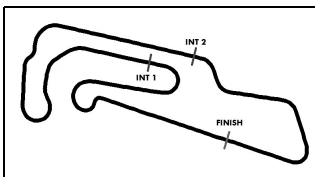
**Fastest lap of the race. Car 10 driver Rast on lap 9. Time 1:28.495, average speed 150,4 km/h.**

**Subject to final scrutineering!**

Publications Time:

Clerk of the course:

Time Keeping:



# ADAC GT Masters

## Lap chart Race 2

Provisional



Oschersleben, Length: 3696 m

Sunday 27.4.2014 12:00

POS	1	2	3	4	5	6	7	8	9	10	11	12	13	14	15	16	17	18	19	20	21	22	23	24	25	26	27	28
LAP 1	.12	.6	10	19	3	7	2	23	27	100	24	21	16	17	9	14	4	5	8									
LAP 2	10	19	3	7	2	23	27	100	24	21	16	17	9	14	4	5	8	6										
LAP 3	10	3	19	7	2	23	27	100	24	21	17	16	9	8	14	4	5	.6										
LAP 4	10	3	19	7	2	23	27	100	24	21	17	16	8	9	14	4	5	6										
LAP 5	10	3	19	7	2	23	27	24	100	21	17	16	8	9	14	4	5	6										
LAP 6	10	3	19	7	2	23	27	24	100	21	17	8	16	9	14	4	5	6										
LAP 7	10	3	19	7	2	23	27	24	21	100	8	17	16	9	14	4	5	6										
LAP 8	10	3	19	7	2	23	27	24	21	8	100	17	16	9	14	4	5	6										
LAP 9	10	3	19	7	2	23	27	24	21	8	17	100	16	9	14	4	5	6										
LAP 10	10	3	19	7	2	23	24	27	8	21	17	100	16	9	14	4	5	6										
LAP 11	10	3	19	7	2	23	24	27	8	21	17	16	100	9	14	4	5	6										
LAP 12	10	3	19	7	2	23	24	27	8	21	17	16	9	100	14	4	5	6										
LAP 13	10	3	19	2	7	23	24	27	8	21	17	16	9	14	4	100	6	.5										
LAP 14	10	3	19	2	7	23	24	27	21	9	.8	14	.17	.16	6	.4	100'	5'										
LAP 15	10	3	19	2	7	23	24	21	9	.27	6	.14	8'	17'	16'	5'	4'.100'											
LAP 16	10	3	19	2	7	23	24	.21	6	.9	27'	8'	17'	16'	5'	14'	4'											
LAP 17	10	3	19	2	7	23	24	.6	27'	8'	21'	16'	17'	9'	5'	14'	4'											
LAP 18	3	.19	.10	.2	.7	.23	.24	27	8	21	16'	9'	5'	6'	.17'	14'	4'											
LAP 19	.3	.19	10	7	23	2	27	8	21	16	5	9	6	14	4	17												
LAP 20	10	3	19	7	23	2	27	8	21	16	5	9	6	14	4	17												
LAP 21	10	3	19	7	2	27	8	21	16	.23	5	9	6	14	4	17												
LAP 22	10	3	19	7	2	27	8	21	16	5	9	6	23	14	4	17												
LAP 23	10	3	19	7	2	27	8	21	16	5	9	6	23	14	4	17												
LAP 24	10	3	19	7	2	27	8	21	16	5	9	6	23	14	4	17												
LAP 25	10	3	19	7	2	27	8	21	16	5	9	6	23	14	4	17												
LAP 26	10	3	19	7	2	27	8	21	16	5	9	6	23	14	4	17												
LAP 27	10	3	19	7	2	27	8	21	16	5	9	6	23	14	4	17'												
LAP 28	10	3	19	7	2	8	27	21	16	5	9	6	23	14	4	17'												
LAP 29	10	3	19	7	2	8	27	21	16	5	6	9	23	14	4	17'												
LAP 30	10	3	19	7	2	8	27	21	16	5	6	9	23	14	4	17'												
LAP 31	10	3	19	7	2	8	27	21	16	5	6	9	23	14	4	17'												
LAP 32	10	3	19	8	7	2	27	21	16	5	6	9	23	14	4													

. - PIT STOP ' - LAP BEHIND

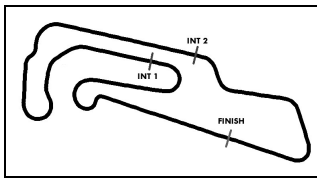












# ADAC GT Masters

## Lap analysis Race 2

Provisional



Oschersleben, Length: 3696 m

Air temperature: 21.4°C

Track temperature: 28.2°C

Weather condition: Dry



Reg. Nr.: 115/2014

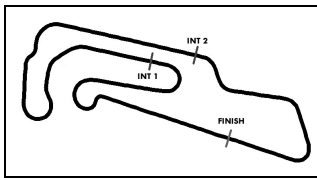
Sunday 27.4.2014 12:00

Lap	Time	SE1	SP1	SE2	SP2	SE3	SP3	TSP	Lap	Time	SE1	SP1	SE2	SP2	SE3	SP3	TSP
<b>24</b> Albert von Thurn und Taxis, DEU/ Tomas Enge, CZE									<b>theoretical besttime: 1:29.024</b>								
1	26:45.558	1:00.021	84	48.890	113	24:56.647	72	108	10	1:29.639	33.690	193	30.585		25.364	200	<b>248</b>
2	2:09.295	50.451	81	51.579	131	27.265	199	156	11	1:29.915	33.980	192	30.566	227	25.369	201	246
3	1:30.807	34.334	191	30.793	<b>228</b>	25.680	200	244	12	1:29.873	33.764	192	30.657	227	25.452		246
4	1:30.536	34.339	192	30.753	227	25.444	<b>202</b>	246	13	1:29.921	33.652	193	30.757	226	25.512	200	245
5	<b>1:29.243</b>	33.787	192	<b>30.260</b>	228	<b>25.196</b>	200		14	1:29.940	33.712	193	30.606		25.622	200	246
6	1:29.391	<b>33.568</b>	192	30.443	227	25.380	199	246	15	1:30.339	33.883	<b>194</b>	30.971	227	25.485	200	245
7	1:29.638	33.789	192	30.428	227	25.421	201	246	16	1:30.512	34.083	192	30.739	<b>228</b>	25.690	200	245
8	1:30.144	34.036	193	30.616	226	25.492	200	247	17	1:32.284	34.461	193	30.740	218	27.083	199	246
9	1:29.822	34.031	193	30.456	228	25.335	201	246	18	1:48.420	34.188	190	31.353	227	42.879		244

Lap	Time	SE1	SP1	SE2	SP2	SE3	SP3	TSP	Lap	Time	SE1	SP1	SE2	SP2	SE3	SP3	TSP
<b>27</b> Luca Stolz, DEU/ Heinz-Harald Frentzen, DEU									<b>theoretical besttime: 1:29.604</b>								
1	26:41.659	54.513	89	48.915	103	24:58.231	47	153	18	1:30.750	34.569	187	30.702	221	25.479	195	236
2	2:11.894	52.372	87	51.764	87	27.758	191	147	19	1:30.539	34.451	188	30.695	222	25.393	196	236
3	1:30.565	34.484	185	30.664	220	25.417	194	235	20	1:30.364	34.168	188	30.706	222	25.490	197	238
4	1:30.237	34.082	186	30.641	220	25.514	195	237	21	1:30.636	34.383	187	30.699	221	25.554	196	239
5	1:29.988	33.972	187	30.563	220	25.453	193	237	22	1:30.699	34.408	188	30.778	220	25.513	196	238
6	1:29.900	33.957	187	30.639	220	<b>25.304</b>	195	238	23	1:30.243	34.095	188	30.714	221	25.434	196	237
7	1:29.867	33.918	187	30.613	221	25.336	196	238	24	1:30.263	34.158	188	30.652	221	25.453	197	237
8	1:29.981	34.034	187	30.487	220	25.460	195	238	25	1:30.462	34.436	187	30.603	221	25.423	196	239
9	1:29.986	34.062	188	30.603	220	25.321	196	239	26	1:30.391	34.261	188	30.637	222	25.493	196	237
10	1:30.792	34.594		30.747	219	25.451	195	239	27	1:30.590	34.231	187	30.847	222	25.512	196	237
11	1:29.984	<b>33.857</b>	188	30.476	222	25.651	195	238	28	1:31.379	34.954	187	30.855	222	25.570	196	238
12	1:29.956	34.003	187	30.455	221	25.498	195	238	29	1:30.820	34.490	187	30.764	222	25.566	197	238
13	1:29.942	34.064	187	<b>30.443</b>	221	25.435	195	239	30	1:30.906	34.443	188	30.804	222	25.659	197	238
14	<b>1:29.821</b>	33.953	187	30.481	221	25.387	196	238	31	1:30.937	34.406	<b>188</b>	30.884	222	25.647	<b>197</b>	238
15	1:47.332	34.154	187	30.723	220	42.455		<b>239</b>	32	1:31.440	34.519	187	30.789	<b>223</b>	26.132		237
16	2:27.193	1:30.434	188	31.271	220	25.488	196										
17	1:30.273	34.312	187	30.590	221	25.371	195	238									

Lap	Time	SE1	SP1	SE2	SP2	SE3	SP3	TSP	Lap	Time	SE1	SP1	SE2	SP2	SE3	SP3	TSP
<b>100</b> Florian Stoll, DEU/ Daniel Dobitsch, AUT									<b>theoretical besttime: 1:30.143</b>								
1	26:43.598	50.431	91	48.407	120	25:04.760	62		9	1:31.838	35.117	183	31.105	215	25.616	192	232
2	2:10.468	51.273	84	51.792	109	27.403	190	138	10	1:31.041	34.379	184	30.898	216	25.764	191	<b>233</b>
3	1:31.181	34.689	183	31.004	215	25.488	192	231	11	1:32.354	34.388	184	32.070	215	25.896	190	232
4	1:30.697	34.526	183	30.699	215	<b>25.472</b>	191	233	12	1:32.205	35.111	183	31.107	216	25.987	192	232
5	1:31.087	34.659	<b>184</b>	30.730	<b>216</b>	25.698	184	233	13	1:47.722	34.783	183	30.949	215	41.990		233
6	<b>1:30.348</b>	34.217	184	<b>30.642</b>		25.489	191		14	2:30.119	1:32.748	184	31.566	215	25.805	<b>192</b>	
7	1:32.095	<b>34.029</b>	182	30.872	215	27.194	190	232	15	1:49.561	34.343	184	31.243	215	43.975		233
8	1:32.008	34.494	183	31.447	215	26.067	190	232									





# ADAC GT Masters

## Vmax list Race 2

Provisional



Oschersleben, Length: 3696 m

Air temperature: 21.2°C

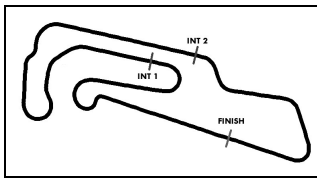
Track temperature: 27.4°C

Weather condition: Dry

**DMSB** Reg. Nr.: 115/2014  
Deutscher Motor Sport Bund e.V.

Sunday 27.4.2014 12:00

Nr	Team, Car, Driver, Nat	Top speed
24	<b>Reiter Engineering, Chevrolet Camaro GT</b> von Thurn und Taxis Albert , DEU Enge Tomas , CZE	247,70 km/h
2	<b>Callaway Competition, Corvette Z06.R GT3</b> Assenheimer Patrick , DEU Alessi Diego , ITA	245,21 km/h
17	<b>Callaway Competition, Corvette Z06.R GT3</b> Lips Remo , CHE Marioneck Lennart , DEU	242,77 km/h
8	<b>TONINO Team Herberth, Porsche 911 GT3 R</b> Renauer Robert , DEU Siedler Norbert , AUT	240,22 km/h
9	<b>TONINO Team Herberth, Porsche 911 GT3 R</b> Jöst Dominik , DEU Scholze Florian , DEU	240,22 km/h
21	<b>BKK Mobil Oil Zakspeed, Mercedes-Benz SLS AMG GT3</b> Ludwig Luca , DEU Day Alon , ISR	238,93 km/h
27	<b>H.T.P. Motorsport, Mercedes-Benz SLS AMG GT3</b> Stolz Luca , DEU Frentzen Heinz-Harald , DEU	238,88 km/h
6	<b>Farnbacher Racing, Porsche 911 GT3 R</b> Frommenwiler Philipp , CHE Asch Sebastian , DEU	238,72 km/h
7	<b>TONINO Team Herberth, Porsche 911 GT3 R</b> Handlos Herbert , AUT Renauer Alfred , DEU	238,67 km/h
19	<b>PIXUM Team Schubert, BMW Z4 GT3</b> Hürtgen Claudia , DEU Baumann Dominik , AUT	238,35 km/h
23	<b>ROWE RACING, Mercedes-Benz SLS AMG GT3</b> Seyffarth Jan , DEU Engel Maro , DEU	237,87 km/h
5	<b>Farnbacher Racing, Porsche 911 GT3 R</b> Farnbacher Mario , DEU Morcom Nathan , AUS	237,35 km/h
14	<b>MRS GT-Racing, McLaren MP4-12C GT3</b> Spengler Florian , DEU Sharp Ryan , GBR	236,87 km/h
3	<b>GW IT Racing Team Schütz Motorsport, Porsche 911 GT3 R</b> Engelhart Christian , DEU van Lagen Jaap , NLD	236,77 km/h



# ADAC GT Masters

## Vmax list Race 2

Provisional



Oschersleben, Length: 3696 m

Air temperature: 21.2°C

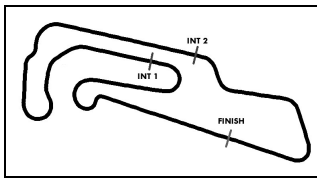
Track temperature: 27.4°C

Weather condition: Dry

**DMSB** Reg. Nr.: 115/2014  
Deutscher Motor Sport Bund e.V.

Sunday 27.4.2014 12:00

Nr	Team, Car, Driver, Nat	Top speed
4	<b>GW IT Racing Team Schütz Motorsport, Porsche 911 GT3 R</b> Wossos Antonios , GRC Nathan Wolf , NLD	235,94 km/h
10	<b>Prosperia C. Abt Racing, Audi R8 LMS ultra</b> van der Linde Kelvin , ZAF Rast Rene , DEU	233,47 km/h
100	<b>kfzteile24 APR Motorsport, Audi R8 LMS ultra</b> Stoll Florian , DEU Dobitsch Daniel , AUT	233,47 km/h
16	<b>YACO Racing, Audi R8 LMS ultra</b> Frey Rahel , CHE Geipel Philip , DEU	233,12 km/h
12	<b>Prosperia C. Abt Racing, Audi R8 LMS ultra</b> Wackerbauer Stefan , DEU Winkelhock Markus , DEU	km/h
18	<b>Callaway Competition, Corvette Z06.R GT3</b> Seiler Toni , CHE Bleekemolen Jeroen , NLD	km/h
26	<b>H.T.P. Motorsport, Mercedes-Benz SLS AMG GT3</b> Buhk Maximilian , DEU Götz Maximilian , DEU	km/h
13	<b>RWT RACING Team, Corvette Z06.R GT3</b> Jahn David , DEU Barth Sven , DEU	km/h
11	<b>Prosperia C. Abt Racing, Audi R8 LMS ultra</b> Hamprecht Fabian , DEU Thiim Nicki , DNK	km/h
1	<b>Callaway Competition, Corvette Z06.R GT3</b> Gavin Oliver , GBR Keilwitz Daniel , DEU	km/h
25	<b>Blancpain Racing, Lamborghini Gallardo FL2</b> Hayek Marc A. , CHE Kox Peter , NLD	km/h
20	<b>PIXUM Team Schubert, BMW Z4 GT3</b> Sandritter Max , DEU Klingmann Jens , DEU	km/h



# ADAC GT Masters

## Pit stops Race 2

Provisional



Oschersleben, Length: 3696 m

Air temperature: 20.0°C

Track temperature: 25.1°C

Weather condition: Dry

**DMSB** Reg. Nr.: 115/2014  
Deutscher Motor Sport Bund e.V.

Sunday 27.4.2014 12:00

Nr	Driver in	Day time in	Time in	Driver out	Day time out	Time out	Nett Time
12	Markus Winkelhock	12:03:03	2:29.810				
6	Sebastian Asch	12:03:04	2:30.744	Sebastian Asch	12:27:46	27:12.514	24:41.770
6	Sebastian Asch	12:31:20	30:46.807	Sebastian Asch	12:31:40	31:07.075	20.268
100	Florian Stoll	12:46:26	45:53.082	Florian Stoll	12:47:28	46:54.974	1:01.892
5	Nathan Morcom	12:46:35	46:01.787	Mario Farnbacher	12:47:37	47:03.641	1:01.854
8	Norbert Siedler	12:47:42	47:09.169	Norbert Siedler	12:48:48	48:14.475	1:05.306
17	Lennart Marioneck	12:47:50	47:17.052	Remo Lips	12:48:50	48:16.911	59.859
16	Rahel Frey	12:47:53	47:19.420	Rahel Frey	12:48:54	48:21.000	1:01.580
4	Antonios Wossos	12:48:07	47:33.828	Antonios Wossos	12:49:16	48:42.886	1:09.058
27	Heinz-Harald Frentzen	12:49:12	48:38.346	Heinz-Harald Frentzen	12:50:13	49:39.351	1:01.005
14	Ryan Sharp	12:49:37	49:03.802	Florian Spengler	12:50:42	50:08.423	1:04.621
100	Florian Stoll	12:50:46	50:12.760				
21	Alon Day	12:50:47	50:13.462	Luca Ludwig	12:51:48	51:14.917	1:01.455
9	Florian Scholze	12:50:58	50:25.042	Dominik Jöst	12:52:02	51:28.634	1:03.592
6	Sebastian Asch	12:52:42	52:08.408	Sebastian Asch	12:53:44	53:10.573	1:02.165
10	Kelvin van der Linde	12:53:18	52:45.045	Kelvin van der Linde	12:54:20	53:46.730	1:01.685
2	Diego Alessi	12:53:26	52:52.816	Diego Alessi	12:54:41	54:07.548	1:14.732
7	Alfred Renauer	12:53:32	52:59.076	Alfred Renauer	12:54:37	54:03.243	1:04.167
23	Maro Engel	12:53:40	53:06.931	Jan Seyffarth	12:54:40	54:06.707	59.776
24	Tomas Enge	12:53:45	53:11.483				
3	Christian Engelhart	12:54:50	54:16.587	Christian Engelhart	12:55:50	55:16.962	1:00.375
19	Dominik Baumann	12:54:50	54:17.028	Claudia Hürtgen	12:55:52	55:18.279	1:01.251
17	Remo Lips	12:55:11	54:37.240	Remo Lips	12:55:36	55:03.136	25.896
23	Jan Seyffarth	12:59:25	58:52.015	Jan Seyffarth	12:59:49	59:15.515	23.500