

Blancpain Endurance Series

Result List Bronze Test

Provisional



Stewards
Log N 139

Autodromo Nazionale di Monza, Length: 5793 m

Air temperature: 22.3°C

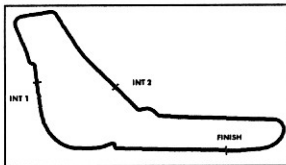
Track temperature: 31.2°C

Weather condition: Dry

Friday 11.4.2014 16:25

started : 28 classified : 28 not classified : 0

Nr. Drivers	Team	Lap	Best Time	Gap	Diff	Kph	Day Time
Ci. Car	Entrant						
1 12 H.Hassid/N.Catsburg PAM BMW Z4	TDS Racing	21	1:49.761			190,0	17:23:52
2 14 F.Barth/L.Frey PAM Emil Frey G3 Jaguar	Emil Frey Racing	18	1:49.972	0.211	0.211	189,6	17:25:39
3 43 S.Colombo/S.Comandini PAM BMW Z4	ROAL Motorsport	10	1:50.045	0.284	0.073	189,5	17:17:05
4 44 M.Caine/A.Al Harty PRO Aston Martin Vantage GT3	Oman Raching Team	18	1:50.074	0.313	0.029	189,5	17:24:14
5 70 E.Trouillet/N.Maroc PAM Porsche 997 GT3 R	Graff Racing	24	1:50.076	0.315	0.002	189,5	17:29:06
6 11 M.Broniszewski/A.Bonacini PAM Ferrari 458 Italia	Kessel Racing	23	1:50.097	0.336	0.021	189,4	17:24:44
7 10 E.Clement/B.Lariche PAM BMW Z4	TDS Racing	20	1:50.589	0.828	0.492	188,6	17:18:38
8 333 M.Seefried/V.Kogay PAM Ferrari 458 Italia	GT Corse by Rinaldi	12	1:50.713	0.952	0.124	188,4	17:00:45
9 15 K.Ojeh/O.Grotz GTR McLaren MP4-12C	Boutsen Ginion	22	1:50.862	1.101	0.149	188,1	17:29:33
10 111 S.Earle/F.Kremer GTR Ferrari 458 Italia	Kessel Racing	12	1:51.069	1.308	0.207	187,8	16:53:14
11 50 A.Danyliw/S.Knap PAM Ferrari 458 Italia	AF Corse	22	1:51.349	1.588	0.280	187,3	17:27:01
12 79 O.Bryant/A.Smith PAM BMW Z4	Ecurie Ecosse	8	1:51.521	1.760	0.172	187,0	16:47:59
13 458 A.Mattschul/P.Ehret GTR Ferrari 458 Italia	GT Corse by Rinaldi	23	1:51.689	1.928	0.168	186,7	17:29:36
14 35 M.Faisca/M.Szulzhitsky PAM Nissan GT-R Nismo GT3	Nissan GT Academy Team RJN	14	1:51.744	1.983	0.055	186,6	17:10:51
15 51 P.Mann/F.Barreiros GTR Ferrari 458 Italia	AF Corse	7	1:51.921	2.160	0.177	186,3	16:52:59
16 55 C.Cheng/S.Zheng PRO Audi R8 LMS Ultra	Brother Racing Team	25	1:51.942	2.181	0.021	186,3	17:26:59
17 41 B.Delhez/R.Brandela GTR Ferrari 458 Italia	Sport Garage	22	1:52.281	2.520	0.339	185,7	17:28:43
18 93 E.Dermont/F.Perera PAM Porsche 997 GT3 R	Pro GT by Almeras	21	1:52.505	2.744	0.224	185,4	17:25:49
19 38 R.Abra/M.Poole PAM Aston Martin Vantage GT3	MP Motorsport AMR	16	1:52.522	2.761	0.017	185,3	17:04:13
20 25 C.Gosselin/J.Lagniez GTR Audi R8 LMS Ultra	Sainteloc Racing	7	1:52.678	2.917	0.156	185,1	16:45:24
21 16 S.Sarkissian/A.Demirdjan PAM McLaren MP4-12C	Boutsen Ginion	25	1:52.739	2.978	0.061	185,0	17:29:18
22 22 I.Loggie/C.Jones GTR Audi R8 LMS Ultra	Ream Parker Racing	13	1:53.211	3.450	0.472	184,2	17:07:40
23 80 F.Strauss/N.McMillen PAM Nissan GT-R Nismo GT3	Nissan GT Academy Team RJN	11	1:53.291	3.530	0.080	184,1	17:05:24
24 49 H.Blank/J.Bachelier GTR Ferrari 458 Italia	AF Corse	21	1:53.760	3.999	0.469	183,3	17:21:49
25 18 V.Lunkin/Y.Loboda PAM Mercedes SLS AMG GT3	Black Falcon	21	1:54.406	4.645	0.646	182,3	17:28:05



Blancpain Endurance Series

Result List Bronze Test

Provisional



Autodromo Nazionale di Monza, Length: 5793 m

Air temperature: 22.3°C

Track temperature: 31.2°C

Weather condition: Dry

Friday 11.4.2014 16:25

started : 28 classified : 28 not classified : 0

	Nr. Drivers	Team	Lap	Best Time	Gap	Diff	Kph	Day Time
	Cl. Car	Entrant						
26	4 J.Blanchemain/C.Kelders	Belgian Audi Club Team WRT	23	1:55.191	5.430	0.785	181,0	17:27:09
	GTR Audi R8 LMS Ultra							
	42 G.Vannelet/S.Lemeret	Sport Garage	0					
	PAM Ferrari 458 Italia							
	17 D.Andersen/M.Jensen	Insightracing with Flex-Box	0					
	PAM Ferrari 458 Italia							

Subject to final scrutineering!

Publications Time:

Clerk of the course:

Time Keeping:

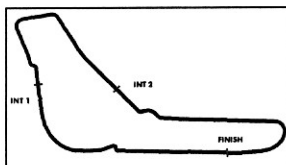
BLANCPAIN Timing

ver: 1.0

www.blancpain-gt-series.com

Page 2/ 2 printed: 11.4.2014 17:35





Blancpain Endurance Series

Result List - Class Bronze Test



Provisional

Autodromo Nazionale di Monza, Length: 5793 m

Air temperature: 22.3°C

Track temperature: 31.2°C

Weather condition: Dry

Friday 11.4.2014 16:25

started : 28 classified : 28 not classified : 0

Nr. Drivers	Team	Lap	Best Time	Gap	Diff	Kph	Day Time
Car	Competitor						

CLASS: Gentlemen Trophy

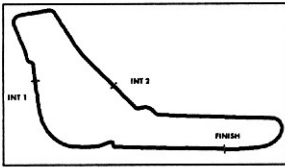
Started: 9 Classified: 9 Not Classified: 0

1	15	K.Ojeh/O.Grotz McLaren MP4-12C	Boutsen Ginin	22	1:50.862	1.101	0.149	188,1	17:29:33
2	111	S.Earle/F.Kremer Ferrari 458 Italia	Kessel Racing	12	1:51.069	1.308	0.207	187,8	16:53:14
3	458	A.Mattschul/P.Ehret Ferrari 458 Italia	GT Corse by Rinaldi	23	1:51.689	1.928	0.168	186,7	17:29:36
4	51	P.Mann/F.Barreiros Ferrari 458 Italia	AF Corse	7	1:51.921	2.160	0.177	186,3	16:52:59
5	41	B.Delhez/R.Brandela Ferrari 458 Italia	Sport Garage	22	1:52.281	2.520	0.339	185,7	17:28:43
6	25	C.Gosselin/J.Lagniez Audi R8 LMS Ultra	Sainteloc Racing	7	1:52.678	2.917	0.156	185,1	16:45:24
7	22	I.Loggie/C.Jones Audi R8 LMS Ultra	Ream Parker Racing	13	1:53.211	3.450	0.472	184,2	17:07:40
8	49	H.Blank/J.Bachelier Ferrari 458 Italia	AF Corse	21	1:53.760	3.999	0.469	183,3	17:21:49
9	4	J.Blanchemain/C.Kelders Audi R8 LMS Ultra	Belgian Audi Club Team WRT	23	1:55.191	5.430	0.785	181,0	17:27:09

CLASS: PRO-AM CUP

Started: 17 Classified: 17 Not Classified: 0

1	12	H.Hassid/N.Catsburg BMW Z4	TDS Racing	21	1:49.761			190,0	17:23:52
2	14	F.Barth/L.Frey Emil Frey G3 Jaguar	Emil Frey Racing	18	1:49.972	0.211	0.211	189,6	17:25:39
3	43	S.Colombo/S.Comandini BMW Z4	ROAL Motorsport	10	1:50.045	0.284	0.073	189,5	17:17:05
4	70	E.Trouillet/N.Maroc Porsche 997 GT3 R	Graff Racing	24	1:50.076	0.315	0.002	189,5	17:29:06
5	11	M.Broniszewski/A.Bonacini Ferrari 458 Italia	Kessel Racing	23	1:50.097	0.336	0.021	189,4	17:24:44
6	10	E.Clement/B.Lariche BMW Z4	TDS Racing	20	1:50.589	0.828	0.492	188,6	17:18:38
7	333	M.Seefried/V.Kogay Ferrari 458 Italia	GT Corse by Rinaldi	12	1:50.713	0.952	0.124	188,4	17:00:45
8	50	A.Danyliw/S.Knap Ferrari 458 Italia	AF Corse	22	1:51.349	1.588	0.280	187,3	17:27:01
9	79	O.Bryant/A.Smith BMW Z4	Ecurie Ecosse	8	1:51.521	1.760	0.172	187,0	16:47:59
10	35	M.Faisca/M.Shulzhitsky Nissan GT-R Nismo GT3	Nissan GT Academy Team RJN	14	1:51.744	1.983	0.055	186,6	17:10:51
11	93	E.Dermont/F.Perera Porsche 997 GT3 R	Pro GT by Almeras	21	1:52.505	2.744	0.224	185,4	17:25:49
12	38	R.Abra/M.Poole Aston Martin Vantage GT3	MP Motorsport AMR	16	1:52.522	2.761	0.017	185,3	17:04:13
13	16	S.Sarkissian/A.Demirdjan McLaren MP4-12C	Boutsen Ginin	25	1:52.739	2.978	0.061	185,0	17:29:18
14	80	F.Strauss/N.McMillen Nissan GT-R Nismo GT3	Nissan GT Academy Team RJN	11	1:53.291	3.530	0.080	184,1	17:05:24



Blancpain Endurance Series

Result List - Class Bronze Test



Provisional

Autodromo Nazionale di Monza, Length: 5793 m

Air temperature: 22.3°C

Track temperature: 31.2°C

Weather condition: Dry

Friday 11.4.2014 16:25

started : 28 classified : 28 not classified : 0

Nr. Drivers	Team	Lap	Best Time	Gap	Diff	Kph	Day Time
Car	Competitor						
15 18 V.Lunkin/Y.Loboda Mercedes SLS AMG GT3	Black Falcon	21	1:54.406	4.645	0.646	182,3	17:28:05
42 G.Vannelet/S.Lemeret Ferrari 458 Italia	Sport Garage	0					
17 D.Andersen/M.Jensen Ferrari 458 Italia	Insightracing with Flex-Box	0					

CLASS: PRO CUP

Started: 2 Classified: 2 Not Classified: 0

Nr. Drivers	Team	Lap	Best Time	Gap	Diff	Kph	Day Time
1 44 M.Caine/A.Al Harty Aston Martin Vantage GT3	Oman Raching Team	18	1:50.074	0.313	0.029	189,5	17:24:14
2 55 C.Cheng/S.Zheng Audi R8 LMS Ultra	Brother Racing Team	25	1:51.942	2.181	0.021	186,3	17:26:59

Subject to final scrutineering!

Publications Time:

Clerk of the course:

Time Keeping:

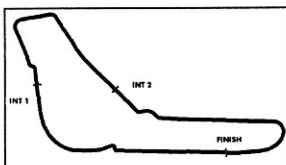
BLANCPAIN Timing

ver: 1.0

www.blancpain-gt-series.com

Page 2/ 2 printed: 11.4.2014 17:36





Blancpain Endurance Series

Lap analysis Bronze Test



Provisional

Autodromo Nazionale di Monza, Length: 5793 m

Air temperature: 22.3°C

Track temperature: 31.2°C

Weather condition: Dry

Friday 11.4.2014 16:25

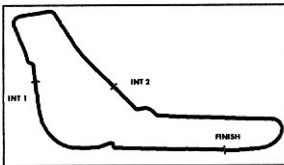
Lap	Time	SE1	SP1	SE2	SP2	SE3	SP3	TSP	Lap	Time	SE1	SP1	SE2	SP2	SE3	SP3	TSP
41 Bernard Delhez, BEL/ Romain Brandela, FRA									theoretical besttime: 1:51.683								
1	3:27.051	1:48.008	170	46.568	188	52.475	170	133	13	1:53.126	35.097	259	38.594	258	39.435	237	264
2	2:44.727	44.008	197	54.023	153	1:06.696		185	14	2:05.604	34.857	255	39.185	250	51.562		269
3	4:11.087	2:47.397	206	43.296	254	40.394	234	174	15	9:37.745	8:11.516	189	43.525	242	42.704	228	
4	1:56.937	35.526	255	41.271	256	40.140	235	263	16	1:57.362	36.844	249	40.414	257	40.104	237	200
5	1:55.523	35.591	255	39.721	255	40.211	237	240	17	1:54.987	36.282	252	39.061	260	39.644	238	234
6	2:12.995	35.984	252	47.688	234	49.323		228	18	1:54.060	35.640	255	38.733	257	39.687	233	232
7	7:39.181	6:16.038	238	41.526	254	41.617	234	154	19	1:52.460	35.035	257	38.570	256	38.855	237	260
8	2:01.794	38.823	245	41.076	232	41.895	236	277	20	1:52.635	35.008	257	38.593	260	39.034	239	247
9	1:55.363	35.398	254	39.561	263	40.404	237	254	21	1:52.702	35.030	256	38.267	262	39.405	239	253
10	1:56.082	34.972	258	40.837	260	40.273	235	268	22	1:52.281	35.141	256	38.581	262	38.559	238	261
11	1:54.732	35.065	258	39.989	262	39.678	238	278	23	2:06.141	35.694	221	40.789	217	49.658		243
12	1:55.518	35.265	256	38.837	262	41.416	237	264									

42 Gilles Vannelet, FRA/ Stephane Lemeret, BEL									theoretical besttime:								
1	4:04.185	1:45.488	158	48.353	171	1:30.344		116									

43 Stefano Colombo, ITA/ Stephane Comandini, ITA									theoretical besttime:								
1	3:03.231								9	1:51.184							
2	6:04.980								10	1:50.045							
3	3:42.566								11	6:42.952							
4	1:51.635								12	1:50.106							
5	1:50.386								13	2:01.075							
6	9:51.432								14	1:51.182							
7	17:09.666								15	1:51.233							
8	1:50.631																

44 Michael Caine, GBR/ Ahmad Al Harty, OMA									theoretical besttime: 1:49.900								
1	2:43.440	1:09.791	219	43.316	211	50.333		177	12	4:45.680	3:18.103	227	46.189	211	41.388	235	185
2	5:35.447	4:14.217	224	40.063	231	41.167	233	173	13	1:50.349	34.956	251	37.530	258	37.863	236	260
3	1:53.525	35.698	250	38.936	255	38.891	235	261	14	2:05.516	39.593	206	45.330	200	40.593	236	240
4	1:52.626	35.175	252	38.615	257	38.836	235	264	15	1:50.121	34.932	251	37.533	258	37.656	237	269
5	2:03.952	35.307	253	39.020	256	49.625		249	16	1:59.409	34.714	252	37.726	259	46.969		269
6	8:11.819	6:52.982	240	39.445	243	39.392	236	200	17	5:56.418	4:30.230	193	45.617	219	40.571	234	108
7	1:52.268	35.397	251	38.287	257	38.584	236	257	18	1:50.074	34.797	253	37.614	256	37.663	235	269
8	1:52.731	35.214	253	39.058	256	38.459	237	262	19	1:53.593	36.868	248	38.229	256	38.496	235	271
9	1:51.745	35.132	253	38.278	259	38.335	237	252	20	1:50.491	34.996	251	37.650	257	37.845	235	261
10	2:02.075	36.071	252	38.689	258	47.315		213	21	2:09.815	34.744	252	44.019	196	51.052		267
11	5:56.973	4:29.857	250	38.777	254	48.339		193									

49 Howard Blank, USA/ Jan Marc Bachelier, FRA									theoretical besttime: 1:53.351								
1	6:13.787	4:06.327	167	59.226	143	1:08.234		140	15	1:55.464	35.931	252	39.413	259	40.120	233	243
2	3:27.768	2:02.129	232	42.664	252	42.975	224	181	16	2:05.483	36.006	252	39.189	257	50.288		238
3	2:02.183	37.798	244	41.338	234	43.047	234	222	17	4:36.027	3:09.945	250	42.139	258	43.943	235	175
4	1:56.546	35.623	250	40.307	258	40.616	235	251	18	1:57.396	36.434	253	40.117	257	40.845	233	241
5	1:56.183	35.942	253	40.004	258	40.237	235	239	19	1:55.400	35.892	253	39.192	258	40.316	234	232
6	1:54.133	35.233	254	39.293	260	39.607	237	254	20	1:54.407	35.394	253	39.338	259	39.675	234	262
7	2:07.257	37.532	243	39.581	260	50.144		205	21	1:53.760	35.343	254	38.766	260	39.651	234	265
8	6:06.714	4:39.259	237	43.182	217	44.273	232	151	22	1:54.430	35.433	254	39.187	260	39.810	234	267
9	2:01.588	37.050	246	41.720	219	42.818	232	228	23	1:54.074	35.239	255	39.153	260	39.682	234	267
10	1:59.739	37.093	246	40.541	225	42.105	233	235	24	1:53.890	35.376	254	38.994	259	39.520	235	267
11	1:57.356	36.280	253	40.422	254	40.654	233	226	25	1:58.264	35.196	244	42.243	260	40.825	234	262
12	1:55.816	35.894	253	39.565	259	40.357	234	244	26	1:54.206	35.065	255	39.097	230	40.044	235	270
13	1:57.124	35.942	253	39.350	241	41.832	234	235	27	2:12.865	38.038	236	41.977	229	52.850		167
14	1:55.223	35.655	253	39.469	258	40.099	233	252									



Blancpain Endurance Series

Lap analysis Bronze Test



Provisional

Autodromo Nazionale di Monza, Length: 5793 m

Air temperature: 22.3°C

Track temperature: 31.2°C

Weather condition: Dry

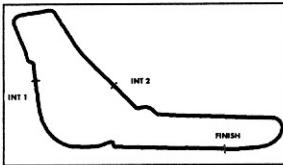
Friday 11.4.2014 16:25

Lap	Time	SE1	SP1	SE2	SP2	SE3	SP3	TSP	Lap	Time	SE1	SP1	SE2	SP2	SE3	SP3	TSP
50 Andrew Danyliw, CDN/ Simon Knap, NLD									theoretical besttime: 1:51.134								
1	3:49.083	2:11.946	195	46.677	234	50.460		159	14	2:03.688	35.130	257	38.941	262	49.617		270
2	2:36.503	47.178	215	45.704	224	1:03.621		189	15	5:49.304	4:30.820	255	39.066	261	39.418		206
3	2:42.902	1:18.076	222	41.955	244	42.871		179	16	1:52.806	35.104	257	38.683	262	39.019		278
4	2:10.762	36.244	256	41.091	254	53.427		231	17	1:52.299	34.966	256	38.552	262	38.781		277
5	11:34.065	10:12.126	242	40.946	259	40.993		190	18	1:51.681	34.593	257	38.404	263	38.684		278
6	1:56.111	35.312	256	40.466	261	40.333		261	19	1:53.047	34.766	259	38.747	264	39.534		278
7	1:55.674	35.405	256	40.398	261	39.871		258	20	1:51.994	34.589	258	38.351	263	39.054		280
8	1:53.665	35.090	256	39.355	261	39.220		268	21	1:51.561	34.779	258	38.190	264	38.592		280
9	1:53.793	35.040	256	39.346	260	39.407		262	22	1:51.349	34.516	258	38.405	264	38.428		279
10	1:53.315	34.963	256	39.153	260	39.199		271	23	1:52.108	34.550	258	38.816	264	38.742		278
11	1:52.920	34.951	256	38.897	261	39.072		273	24	1:52.871	34.602	259	39.498	263	38.771		280
12	1:52.340	34.760	257	38.793	262	38.787		278	25	2:18.724	38.295	225	41.890	233	58.539		210
13	1:52.468	34.708	257	38.831	262	38.929		280									

Lap	Time	SE1	SP1	SE2	SP2	SE3	SP3	TSP	Lap	Time	SE1	SP1	SE2	SP2	SE3	SP3	TSP
51 Peter Mann, GBR/ Filipe Barreiros, PRT									theoretical besttime: 1:51.571								
1	3:19.859	1:42.989	174	48.224	176	48.646	229	133	13	4:47.305	3:22.046	232	42.303	228	42.956	236	160
2	2:49.268	42.112	174	46.744	145	1:20.412		228	14	1:56.736	35.755	254	40.279	261	40.702		233
3	2:41.339	1:19.907	234	40.884	259	40.548		194	15	1:55.263	35.701	254	39.744	260	39.818	237	253
4	1:56.707	35.277	255	39.065	262	42.365	236	261	16	1:53.950	35.089	255	39.052	262	39.809	238	266
5	2:05.471	35.504	256	39.226	262	50.741		257	17	1:53.343	34.765	258	38.927	250	39.651		271
6	10:14.518	8:55.466	247	39.183	260	39.869	238	156	18	1:53.610	34.847	258	38.915	261	39.848	239	261
7	1:51.921	34.778	258	38.243	262	38.900	237	275	19	2:02.479	35.215	258	39.114	262	48.150		265
8	2:01.363	34.668	257	38.388	263	48.307		276	20	3:59.627	2:40.923	258	39.313	263	39.391	237	169
9	7:05.021	5:44.546	254	40.435	261	40.040	237	207	21	1:52.471	34.597	257	39.087	263	38.787		279
10	1:53.493	35.306	255	39.092	262	39.095		271	22	1:52.376	34.843	258	38.802	263	38.731	239	272
11	1:54.942	35.234	255	39.183	262	40.525		277	23	1:53.730	34.690	249	39.813	263	39.227	233	280
12	2:03.809	35.819	255	39.240	263	48.750		235	24		56.876	100					124

Lap	Time	SE1	SP1	SE2	SP2	SE3	SP3	TSP	Lap	Time	SE1	SP1	SE2	SP2	SE3	SP3	TSP
55 Congfu Cheng, CHN/ Sun Zheng, CHN									theoretical besttime: 1:51.769								
1	3:39.216	2:10.895	204	43.653	168	44.668	204	151	15	1:53.435	35.368	250	39.248	256	38.819	234	267
2	2:42.879	41.242	193	49.052	129	1:12.585		168	16	1:52.825	35.376	249	39.059	256	38.390	235	268
3	3:08.635	1:45.456	234	41.761	188	41.418	234	167	17	1:52.566	35.494	251	38.845	257	38.227	238	255
4	1:58.665	37.251	240	40.784	225	40.630	234	198	18	1:54.181	35.659	253	39.736	256	38.786	235	247
5	1:57.104	36.597	246	40.236	250	40.271	233	200	19	1:52.472	35.386	251	38.605	255	38.481	236	267
6	1:56.957	36.608	250	40.020	237	40.329	235	202	20	2:00.923	35.132	252	38.523	255	47.268		271
7	1:56.265	36.423	249	39.864	241	39.978	233	205	21	5:29.847	4:10.938	247	39.995	254	38.914	238	198
8	2:06.964	36.147	247	39.840	254	50.977		237	22	1:55.540	35.365	253	41.358	253	38.817	235	267
9	5:33.599	4:12.837	247	41.380	246	39.382	236	205	23	1:53.109	35.588	249	38.722	255	38.799	233	269
10	1:54.145	35.374	250	39.425	254	39.346	235	266	24	1:52.477	35.134	251	38.838	254	38.505	236	273
11	1:54.210	35.488	252	39.538	254	39.184	236	269	25	1:51.942	35.078	252	38.579	255	38.285	236	269
12	1:55.638	37.320	239	39.239	254	39.079	237	220	26	1:52.438	35.019	249	38.549	256	38.870	234	272
13	1:53.409	35.537	251	38.819	257	39.053	235	261	27	2:05.306	35.097	252	38.682	257	51.527		271
14	1:52.862	35.545	248	38.682	254	38.635	237	263									

Lap	Time	SE1	SP1	SE2	SP2	SE3	SP3	TSP	Lap	Time	SE1	SP1	SE2	SP2	SE3	SP3	TSP
70 Eric Trouillet, FRA/ Nicolas Maroc, FRA									theoretical besttime: 1:50.062								
1	3:19.089	1:34.517	134	48.478	175	56.094		134	14	1:51.995	35.004	252	38.370	258	38.621	235	272
2	6:08.016	4:33.395	175	46.904	157	47.717	191	172	15	1:51.420	34.973	253	38.025	260	38.422	236	265
3	2:10.757	42.537	229	42.905	185	45.315	234		16	1:51.633	34.783	253	38.318	259	38.532	236	270
4	1:56.689	36.499	215	40.772	254	39.418	235	207	17	1:52.210	35.018	253	38.686	260	38.506	235	270
5	1:55.098	36.147	250	39.229	254	39.722	236	220	18	1:59.236	34.858	255	38.181	261	46.197		270
6	1:53.478	35.159	252	38.940	259	39.379	236	272	19	6:47.304	5:28.287	226	39.993	259	39.024	236	178
7	2:05.051	35.219	253	38.937	259	50.895		257	20	1:51.192	34.784	253	37.909	260	38.499	238	271
8	6:30.639	5:11.292	246	39.495	255	39.852	237	195	21	2:05.556	38.342	196	45.790	178	41.424	235	244
9	1:52.590	35.118	252	38.558	259	38.914	236	271	22	1:50.519	34.565	254	37.738	259	38.216	236	272
10	1:53.089	34.904	253	38.521	256	39.664	237	273	23	1:50.668	34.585	253	37.813	259	38.270	236	270
11	1:53.768	35.475	252	39.524	258	38.769	237	244	24	1:50.076	34.579	254	37.553	261	37.944	238	275
12	1:52.663	35.189	252	38.637	259	38.837	237	271	25	2:09.095	36.408	234	41.227	221	51.460		206
13	1:54.185	35.204	254	40.139	259	38.842	236	264									



Blancpain Endurance Series

Lap analysis Bronze Test

Provisional



Autodromo Nazionale di Monza, Length: 5793 m

Air temperature: 22.3°C

Track temperature: 31.2°C

Weather condition: Dry

Friday 11.4.2014 16:25

Lap	Time	SE1	SP1	SE2	SP2	SE3	SP3	TSP	Lap	Time	SE1	SP1	SE2	SP2	SE3	SP3	TSP
-----	------	-----	-----	-----	-----	-----	-----	-----	-----	------	-----	-----	-----	-----	-----	-----	-----

79 Oliver Bryant, GBR/ Andrew Smith, GBR									theoretical besttime:								
1	2:15.044								11	1:55.485							
2	6:30.737								12	1:54.465							
3	1:52.785								13	1:54.015							
4	1:52.103								14	1:53.102							
5	1:53.196								15	1:52.620							
6	1:52.442								16	1:52.600							
7	1:52.089								17	1:53.553							
8	1:51.521								18	1:54.671							
9	9:17.072								19	1:53.213							
10	1:58.578								20	1:54.683							

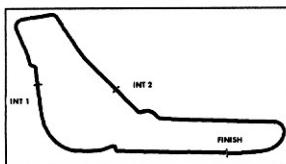
80 Florian Strauss, DEU/ Nick McMillen, GBR									theoretical besttime: 1:52.971								
1	3:30.270	1:53.537	197	45.757	222	50.976	137	155	12	1:53.647	35.994	250	38.740	257	38.913	236	270
2	2:48.418	45.818	151	52.280	137	1:10.320		176	13	2:03.997	36.054	251	40.674	258	47.269		238
3	8:32.177	7:03.184	197	44.732	225	44.261	228	163	14	3:34.671	2:11.799	231	41.582	246	41.290	231	179
4	1:59.694	37.403	223	41.433	247	40.858	230	206	15	1:57.547	36.842	247	40.034	256	40.671	222	214
5	2:29.324	42.730	164	49.189	173	57.405		166	16	1:57.461	36.403	250	41.014	257	40.044	233	230
6	8:25.305	7:03.380	247	40.543	241	41.382	232	206	17	1:54.772	36.002	251	39.425	256	39.345	235	258
7	1:58.493	37.533	240	40.600	250	40.360	233	233	18	1:56.047	35.540	251	39.276	256	41.231	232	258
8	1:57.329	37.310	247	40.315	253	39.704	232	223	19	1:54.294	35.501	251	39.561	255	39.232	233	266
9	1:55.327	36.464	247	39.803	253	39.060	232	255	20	1:53.534	35.442	252	39.069	256	39.023	236	268
10	1:55.000	36.431	247	39.348	258	39.221	236	249	21	1:54.113	35.811	251	39.291	256	39.011	234	267
11	1:53.291	35.533	251	38.742	257	39.016	237	267	22	2:03.803	35.318	251	39.185	256	49.300		269

93 Eric Dermont, FRA/ Franck Perera, FRA									theoretical besttime: 1:51.942								
1	2:37.124	1:08.772	220	44.438	191	43.914	229	183	13	4:59.060	3:39.776	251	39.422	256	39.862	234	209
2	2:18.796	38.037	248	44.365	188	56.394		184	14	1:53.680	35.300	254	38.858	258	39.522	237	271
3	4:34.487	3:10.674	246	42.041	198	41.772	235	187	15	1:53.169	35.345	252	38.685	257	39.139	234	274
4	2:05.680	36.348	253	40.468	257	48.864		249	16	1:59.976	35.519	254	38.960	260	45.497		275
5	10:05.680	8:44.674	243	40.728	254	40.278	234	202	17	4:12.334	2:52.766	251	39.325	221	40.243	237	156
6	1:56.463	35.892	251	40.094	255	40.477	234	266	18	1:54.786	35.232	252	40.176	257	39.378	237	275
7	1:55.397	35.446	252	39.509	254	40.442	235	268	19	1:52.823	35.083	253	38.560	259	39.180	233	275
8	1:54.413	35.405	252	39.501	247	39.507	235	272	20	1:53.048	35.857	255	38.570	263	38.621	236	268
9	1:56.646	37.662	246	39.336	258	39.648	236	273	21	1:52.505	34.986	254	38.798	258	38.721	235	273
10	1:54.091	35.378	251	39.149	258	39.564	237	272	22	1:52.620	35.070	252	38.347	258	39.203	236	272
11	1:57.108	38.410	245	39.055	257	39.643	237	274	23	1:52.970	35.715	254	38.646	261	38.609	238	274
12	2:02.749	35.416	253	39.924	256	47.409		274	24	2:01.776	35.000	255	38.997	260	47.779		275

111 Stephen Earle, USA/ Freddy Kremer, DEU									theoretical besttime: 1:50.881								
1	2:54.629	1:23.491	186	45.964	216	45.174	235	120	15	1:54.273	35.159	259	39.510	263	39.604	238	244
2	2:20.773	37.803	218	46.377	207	56.593		206	16	1:53.748	34.884	259	38.846	263	40.018	239	259
3	3:10.468	1:50.998	257	40.109	260	39.361	239	207	17	1:52.585	34.585	258	38.798	263	39.202	239	276
4	1:53.329	34.667	258	39.741	261	38.921	239	279	18	1:52.080	34.706	258	38.439	264	38.935	239	272
5	1:52.160	34.688	258	38.643	262	38.829	238	280	19	2:01.313	35.225	259	39.264	263	46.824		240
6	1:52.598	35.111	258	38.576	264	38.911	238	279	20	3:58.785	2:41.026	256	38.701	261	39.058	238	210
7	1:51.917	34.586	257	38.631	262	38.700	239	281	21	1:52.051	35.023	258	38.332	262	38.696	239	248
8	1:51.681	34.515	257	38.486	263	38.680	239	281	22	2:00.325	35.028	256	38.460	262	46.837		269
9	1:52.516	34.765	258	38.945	263	38.806	239	280	23	4:16.693	2:48.393	202	44.596	215	43.704	230	159
10	1:51.570	34.516	257	38.387	263	38.667	239	280	24	1:55.647	36.256	249	39.341	251	40.050	237	208
11	1:51.602	34.865	258	38.117	263	38.620	239	274	25	1:52.924	35.171	259	38.538	260	39.215	238	229
12	1:51.069	34.657	258	37.986	263	38.426	240	281	26	1:53.029	34.673	252	39.006	257	39.350	237	251
13	1:57.715	34.469	258	38.447	263	44.799		281	27	1:55.680	35.516	247	39.187	234	40.977	216	223
14	4:34.841	3:13.078	245	41.406	262	40.357	239	171	28	2:05.615	36.639	257	39.033	247	49.943		208

333 Marco Seefried, DEU/ Vadim Kogay, RUS									theoretical besttime: 1:50.713								
1	9:26.879	8:02.847	190	42.932	225	41.100		122	13	2:05.760	35.206	261	38.642	260	51.912		283
2	1:53.568	35.609	257	38.562	261	39.397		242	14	5:36.706	4:15.920	224	40.794	243	39.992		163
3	1:51.963	34.986	256	38.425	261	38.552		279	15	1:53.621	35.608	249	39.007	264	39.006		257
4	1:51.793	35.224	257	38.432	262	38.137		280	16	1:52.383	35.023	256	38.118	261	39.242		265
5	1:51.907	34.789	255	38.547	263	38.571		278	17	1:52.368	35.228	257	38.367	262	38.773		246





Blancpain Endurance Series

Lap analysis Bronze Test

Provisional



Autodromo Nazionale di Monza, Length: 5793 m

Air temperature: 22.3°C

Track temperature: 31.2°C

Weather condition: Dry

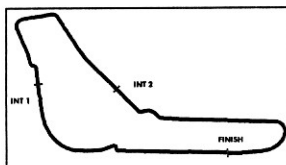
Friday 11.4.2014 16:25

Lap	Time	SE1	SP1	SE2	SP2	SE3	SP3	TSP	Lap	Time	SE1	SP1	SE2	SP2	SE3	SP3	TSP
6	2:10.755	35.891	252	39.616	257	55.248		248	18	1:52.044	34.762	253	38.580	260	38.702		268
7	4:16.936	3:00.364	250	38.306	264	38.266		207	19	1:51.537	34.801	256	38.203	264	38.533		264
8	1:51.611	35.270	253	38.080	258	38.261		280	20	2:02.820	35.667	252	38.690	260	48.463		245
9	1:52.229	34.831	256	38.318	265	39.080		280	21	4:07.753	2:51.175	260	38.333	263	38.245		202
10	1:51.469	35.263	256	38.053	264	38.153		272	22	1:52.578	35.428	260	38.826	265	38.324		236
11	1:55.534	39.021	224	38.295	262	38.218		278	23	1:52.535	35.434	260	38.856	264	38.245		272
12	1:50.713	34.721	253	37.995	258	37.997		279	24	1:59.897	35.051	259	38.247	269	46.599		251

458 Alexander Mattschul, DEU/ Pierre Ehret, FRA

theoretical besttime: 1:51.108

1	9:25.491	8:02.217	229	42.665	232	40.609		139	14	4:07.643	2:44.803	243	40.462	233	42.378		197
2	1:52.911	35.254	256	38.777	260	38.880		234	15	1:51.718	34.779	255	38.197	262	38.742		275
3	1:52.145	35.028	256	38.275	261	38.842		249	16	2:00.963	34.850	257	38.045	262	48.068		265
4	1:52.248	35.354	256	38.443	262	38.451		267	17	4:21.399	3:00.793	252	40.548	257	40.058		178
5	1:55.291	35.291	257	38.628	262	41.372		234	18	1:53.661	35.753	254	39.172	259	38.736		257
6	2:11.316	34.785	255	39.866	213	56.665		258	19	1:51.927	35.115	255	38.456	260	38.356		271
7	6:42.776	5:16.437	233	44.230	223	42.109		138	20	1:52.603	35.234	256	38.799	262	38.570		265
8	1:55.820	35.540	254	39.324	245	40.956		265	21	1:52.192	35.198	255	38.292	261	38.702		268
9	2:11.648	42.697	188	45.962	234	42.989		248	22	1:54.368	35.190	254	40.463	261	38.715		264
10	1:52.752	34.707	253	38.602	260	39.443		275	23	1:51.689	34.898	256	38.318	262	38.473		276
11	2:07.160	44.311	220	40.316	258	42.533		278	24	1:52.197	34.732	257	38.812	262	38.653		271
12	1:51.926	34.832	257	38.311	261	38.783		273	25	2:02.698	34.950	256	38.809	260	48.939		274
13	2:06.836	36.397	238	41.184	259	49.255		257									



Blancpain Endurance Series

Vmax list Bronze Test

Provisional



Autodromo Nazionale di Monza, Length: 5793 m

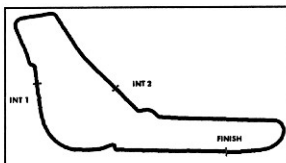
Air temperature: 22.3°C

Track temperature: 31.2°C

Weather condition: Dry

Friday 11.4.2014 16:25

Nr	Team, Car, Driver, Nat	Top speed
333	GT Corse by Rinaldi, Ferrari 458 Italia Seefried Marco , DEU Kogay Vadim , RUS Solikhov Rinat , RUS	282,50 km/h
111	Kessel Racing, Ferrari 458 Italia Earle Stephen , USA Kremer Freddy , DEU Perfetti Daniele , ITA	281,10 km/h
11	Kessel Racing, Ferrari 458 Italia Broniszewski Michael , POL Bonacini Alessandro , ITA Petrobelli Giacomo , GBR	280,88 km/h
50	AF Corse, Ferrari 458 Italia Danyliw Andrew , CDN Knap Simon , NLD Sonvico Andrea , ITA	280,08 km/h
51	AF Corse, Ferrari 458 Italia Mann Peter , GBR Barreiros Filipe , PRT Guedes Francisco , PRT	279,43 km/h
14	Emil Frey Racing, Emil Frey G3 Jaguar Barth Fredy , CHE Frey Lorenz , CHE Gardel Gabriele , CHE	277,99 km/h
458	GT Corse by Rinaldi, Ferrari 458 Italia Mattschul Alexander , DEU Ehret Pierre , FRA Schmikler Frank , DEU	277,78 km/h
15	Boutsen Ginion, McLaren MP4-12C Ojje Karim A. , SAU Grotz Oliver , Vervisch Frederic , BEL	277,63 km/h
41	Sport Garage, Ferrari 458 Italia Delhez Bernard , BEL Brandela Romain , FRA Cabannes George , FRA	277,56 km/h
93	Pro GT by Almeras, Porsche 997 GT3 R Dermont Eric , FRA Perera Franck , FRA	276,92 km/h
70	Graff Racing, Porsche 997 GT3 R Trouillet Eric , FRA Maroc Nicolas , FRA	274,74 km/h



Blancpain Endurance Series

Vmax list Bronze Test

Provisional



Autodromo Nazionale di Monza, Length: 5793 m

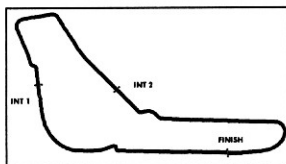
Air temperature: 22.3°C

Track temperature: 31.2°C

Weather condition: Dry

Friday 11.4.2014 16:25

Nr	Team, Car, Driver, Nat	Top speed
22	Ream Parker Racing, Audi R8 LMS Ultra Loggie Ian , GBR Jones Chris , GBR Westwood Julian , GBR	273,76 km/h
55	Brother Racing Team, Audi R8 LMS Ultra Cheng Congfu , CHN Zheng Sun , CHN Couto Andre ,	272,87 km/h
16	Boutsen Ginion, McLaren MP4-12C Sarkissian Shahan , LIB Demirdjan Alex , LIB Quaife Phil , GBR	272,73 km/h
12	TDS Racing, BMW Z4 Hassid Henry , FRA Catsburg Nick , NLD	272,38 km/h
10	TDS Racing, BMW Z4 Clement Eric , FRA Lariche Benjamin , FRA Armindo Nicolas , FRA	271,15 km/h
35	Nissan GT Academy Team RJN, Nissan GT-R Nismo GT3 Faisca Miguel , PRT Shulzhitskly Mark , RUS Chiyo Katsumasa , JPN	270,88 km/h
4	Belgian Audi Club Team WRT, Audi R8 LMS Ultra Blanchemain Jean Luc , FRA Kelders Christian , FRA Weerts Yves , BEL	270,68 km/h
44	Oman Raching Team, Aston Martin Vantage GT3 Caine Michael , GBR Al Harty Ahmad , OMA Jelly Stephen , GBR	270,54 km/h
80	Nissan GT Academy Team RJN, Nissan GT-R Nismo GT3 Strauss Florian , DEU McMillen Nick , GBR Buncombe Alex , GBR	270,47 km/h
49	AF Corse, Ferrari 458 Italia Blank Howard , USA Bachelier Jan Marc , FRA Mallegol Yannick , FRA	270,14 km/h
38	MP Motorsport AMR, Aston Martin Vantage GT3 Abra Richard , GBR Poole Mark , GBR Osborne Joe , GBR	269,66 km/h



Blancpain Endurance Series

Vmax list Bronze Test

Provisional



Autodromo Nazionale di Monza, Length: 5793 m

Air temperature: 22.3°C

Track temperature: 31.2°C

Weather condition: Dry

Friday 11.4.2014 16:25

Nr	Team, Car, Driver, Nat	Top speed
25	Sainteloc Racing, Audi R8 LMS Ultra Gosselin Claude - Yves , FRA Lagniez Jean - Claude , FRA Sourd Marc , FRA	268,92 km/h
18	Black Falcon, Mercedes SLS AMG GT3 Lunkin Vladimir , RUS Loboda Yuri , RUS Loboda Mikail , RUS	268,66 km/h
17	Insigtracing with Flex-Box, Ferrari 458 Italia Andersen Dennis , DNK Jensen Martin , DNK	200,78 km/h
42	Sport Garage, Ferrari 458 Italia Vannelet Gilles , FRA Lemeret Stephane , BEL Albert Michael , BEL	115,81 km/h
43	ROAL Motorsport, BMW Z4 Colombo Stefano , ITA Comandini Stephane , ITA Amos Eugenio , ITA	km/h
79	Ecurie Ecosse, BMW Z4 Bryant Oliver , GBR Smith Andrew , GBR McCaig Alasdair , GBR	km/h