



[www.hsc.org.uk](http://www.hsc.org.uk)

# Historic Festival



**Donington Park**

**Saturday 3rd - Monday 5th May, 2014**



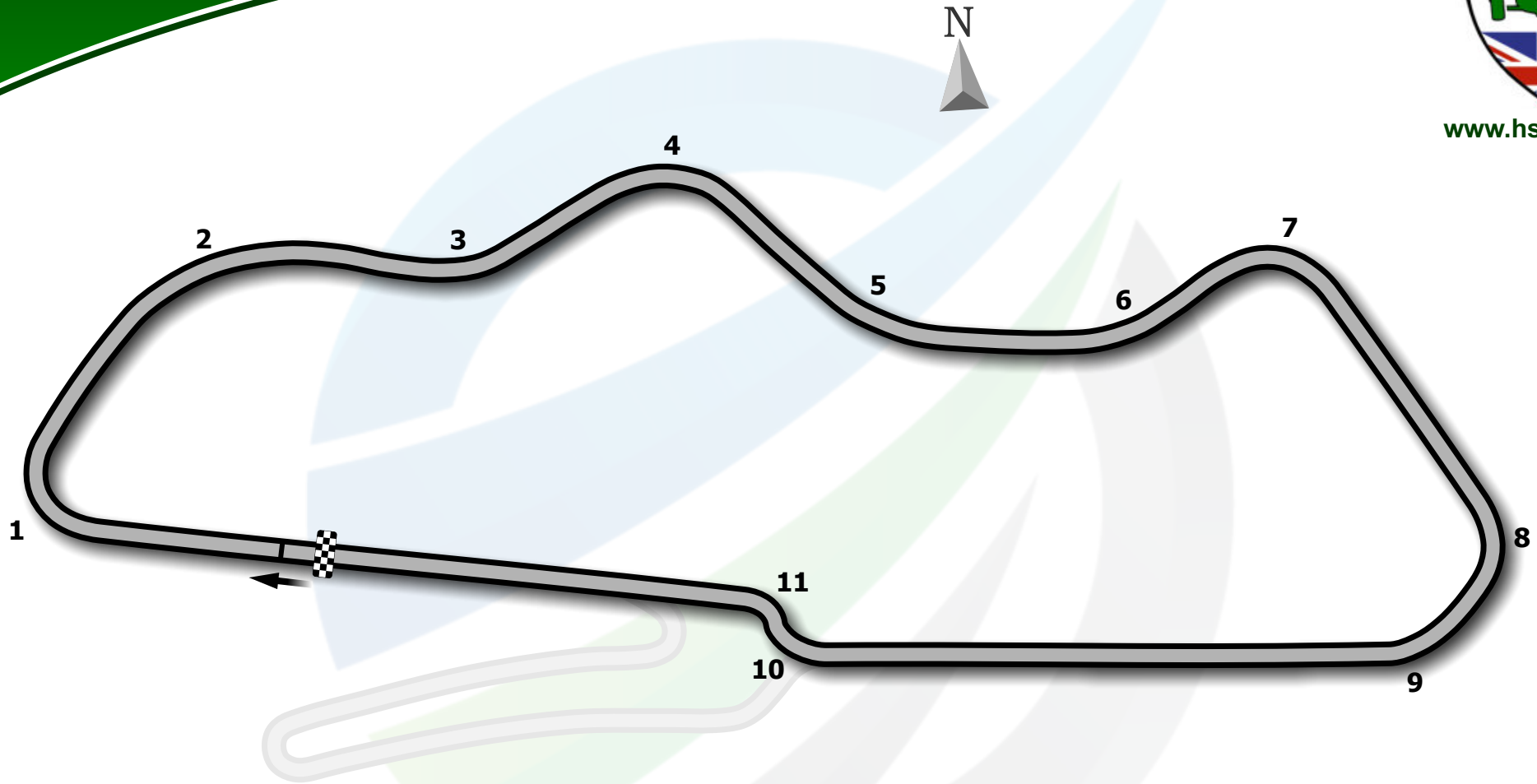
Timing & Results by MST SYSTEMS Ltd.  
[www.mstworld.com](http://www.mstworld.com)

© MST SYSTEMS Ltd. 2014

The Haysfield, Spring Lane North, Malvern, Worcestershire, WR14 1GF  
Tel: +44 (0) 1684 560614 Fax: +44 (0) 1684 560624 email: [motorsport@mstworld.com](mailto:motorsport@mstworld.com)



[www.hsc.org.uk](http://www.hsc.org.uk)



### DONINGTON PARK NATIONAL CIRCUIT

<b>Centreline Length</b>	3.185 km (1.979 miles)
<b>Start Line Offset</b>	50m
<b>Pit Lane</b>	287m (17.2 seconds at 60 km/h)



© MST SYSTEMS Ltd. 2014

# Historic Touring Car Challenge for 1966-85 Touring Cars

## RACE 1 - QUALIFYING - Donington Park - 3/4/5 May 2014

POS	NO	CL	DRIVER	CAR	TIME	LAPS	GAP	MPH
1	44	2C	Ward/Pearson	Jaguar XJS Group 44	1:16.211	20		93.48
2	3	2C	Young/Soper	Ford Capri	1:16.688	16	0.477	92.90
3	69	INV	Watts/Giordanelli	Datsun 240Z	1:17.689	21	1.478	91.70
4	27	3C	Postins **	Rover TWR Vitesse	1:19.111	20	2.900	90.05
5	2	3C	Young/Smith	Jaguar TWR XJS	1:20.166	14	3.955	88.87
6	34	3A	Watts **/Swift	MG Metro Turbo	1:20.265	10	4.054	88.76
7	17	3C	Williams/Williams	Rover SD1	1:21.176	17	4.965	87.76
8	14	1C	Wood	Ford Capri	1:24.142	15	7.931	84.67
9	21	1C	Ratcliff/Dawson	Ford Capri	1:24.471	20	8.260	84.34
10	30	1C	Thomas	Ford Capri	1:25.091	13	8.880	83.72
11	25	1B	Robinson/Gravett	Triumph Dolomite Sprint	1:25.391	18	9.180	83.43
12	6	1B	Giles/Strachan	Rover P6	1:25.792	12	9.581	83.04
13	22	1B	Edwards **/Edwards	Triumph Dolomite Sprint	1:26.627	12	10.416	82.24
14	20	2C	Keen **/Blackburn	Ford Capri	1:26.728	18	10.517	82.14
15	35	1A	Morris	Volkswagen Golf GTi	1:28.974	20	12.763	80.07
16	85	1B	Green/Lewis	Triumph Dolomite Sprint	1:31.775	18	15.564	77.62
17	11	1B	Allen **/Bailey-Watts	Alfa Romeo 2000GTV	1:37.341	13	21.130	73.19

**\*\* CARS 20, 22, 27, 34 - NO WORKING TRANSPONDERS. CAR 11 HAS TWO TRANSPONDER** Donington Park  
**Weather/Track: Bright/Dry** Circuit Length = 1.9790 miles.  
**These results are provisional until the conclusion of any judicial and technical matters.** Start: 09:10 End: 09:40

Clerk of the Course:	Timekeeper:
----------------------	-------------

## Historic Touring Car Challenge for 1966-85 Touring Cars

### RACE 1 - QUALIFYING LAP ANALYSIS - Donington Park - 3/4/5 May 2014

<b>2</b>	<b>Young/Smith</b>	Jaguar TWR XJS			
1 - X:00.000	6 - 7:08.217	11 - <b>1:20.166</b>			
2 - 1:25.453	7 - 1:22.354	12 - 1:21.283			
3 - 1:22.826	8 - 1:25.203P	13 - 1:21.839			
4 - 1:23.100	9 - 2:36.897	14 - 1:35.909P			
5 - 1:26.990P	10 - 1:22.691				
<b>3</b>	<b>Young/Soper</b>	Ford Capri			
1 - X:00.000	6 - 1:24.924P	11 - 3:35.037	16 - 1:37.075P		
2 - 1:23.041	7 - 3:14.192	12 - 1:19.076			
3 - 1:21.198	8 - 1:19.590	13 - 1:16.907			
4 - 1:18.796	9 - 1:17.619	14 - 1:17.348			
5 - 1:18.979	10 - 1:24.492P	15 - <b>1:16.688</b>			
<b>6</b>	<b>Giles/Strachan</b>	Rover P6			
1 - X:00.000	6 - 3:33.388	11 - 1:26.288			
2 - 1:29.305	7 - 1:30.221	12 - 1:38.256P			
3 - 1:26.770	8 - 1:27.413				
4 - 1:26.203	9 - 1:27.889				
5 - 2:15.049P	10 - <b>1:25.792</b>				
<b>11</b>	<b>Allen **/Bailey-Watts</b>	Alfa Romeo 2000GTV			
1 - X:00.000	6 - 1:50.275P	11 - <b>1:37.341</b>			
2 - 1:49.284	7 - 4:09.097	12 - 1:37.443			
3 - 1:46.437	8 - 1:39.884	13 - 1:44.426P			
4 - 1:46.774	9 - 1:39.926				
5 - 1:43.086	10 - 1:39.131				
<b>14</b>	<b>Wood</b>	Ford Capri			
1 - X:00.000	6 - 1:25.588	11 - 1:37.560P			
2 - 1:36.590	7 - 1:24.707	12 - 4:14.604			
3 - 1:28.486	8 - 1:25.063	13 - 1:25.407			
4 - 1:34.717P	9 - 1:24.437	14 - 1:24.663			
5 - 6:00.610	10 - <b>1:24.142</b>	15 - 1:30.696P			
<b>17</b>	<b>Williams/Williams</b>	Rover SD1			
1 - X:00.000	6 - 1:23.548	11 - 1:23.883	16 - 1:23.977		
2 - 1:31.712	7 - 1:22.813	12 - 1:25.577	17 - 1:34.618P		
3 - 1:27.871	8 - 1:21.738	13 - 1:23.538			
4 - 1:25.518	9 - 1:28.455P	14 - 1:25.199			
5 - 1:24.683	10 - 4:32.647	15 - <b>1:21.176</b>			

\*\* CARS 20, 22, 27, 34 - NO WORKING TRANSPONDERS. CAR 11 HAS TWO TRANSPONDER

Weather/Track: Bright/Dry

Donington Park  
Circuit Length = 1.9790 miles.

Start: 09:10 End: 09:40

# Historic Touring Car Challenge for 1966-85 Touring Cars

## RACE 1 - QUALIFYING LAP ANALYSIS - Donington Park - 3/4/5 May 2014

(contd.)

<b>20</b>	<b>Keen **/Blackburn</b>	Ford Capri			
1 - X:00.000	6 - 1:29.537	11 - <b>1:26.728</b>	16 - 1:27.305		
2 - 1:38.544	7 - 1:29.777	12 - 1:28.447	17 - 1:29.069		
3 - 1:33.051	8 - 1:41.830P	13 - 1:28.832	18 - 1:28.075		
4 - 1:31.048	9 - 4:09.720	14 - 1:27.829			
5 - 1:29.943	10 - 1:29.014	15 - 1:27.333			
<b>21</b>	<b>Ratcliff/Dawson</b>	Ford Capri			
1 - X:00.000	6 - <b>1:24.471</b>	11 - 2:35.774	16 - 1:25.855		
2 - 1:30.811	7 - 1:25.173	12 - 1:25.897	17 - 1:24.681		
3 - 1:26.047	8 - 1:27.364	13 - 1:27.730	18 - 1:25.622		
4 - 1:26.879	9 - 1:26.358	14 - 1:28.756	19 - 1:24.855		
5 - 1:25.333	10 - 1:31.604P	15 - 1:27.820	20 - 1:25.225		
<b>22</b>	<b>Edwards **/Edwards</b>	Triumph Dolomite Sprint			
1 - X:00.000	6 - 1:30.908	11 - 1:27.830			
2 - 1:30.305	7 - 1:41.702P	12 - 1:43.703P			
3 - 1:29.146	8 - 3:55.178				
4 - 1:30.629	9 - 1:28.736				
5 - 1:28.951	10 - <b>1:26.627</b>				
<b>25</b>	<b>Robinson/Gravett</b>	Triumph Dolomite Sprint			
1 - X:00.000	6 - 1:28.006	11 - 3:40.714	16 - <b>1:25.391</b>		
2 - 1:32.429	7 - 1:25.532	12 - 1:28.227	17 - 1:27.220		
3 - 1:28.704	8 - 1:26.214	13 - 1:27.911	18 - 1:36.496P		
4 - 1:27.522	9 - 1:26.301	14 - 1:26.498			
5 - 1:27.363	10 - 1:33.883P	15 - 1:25.588			
<b>27</b>	<b>Postins **</b>	Rover TWR Vitesse			
1 - X:00.000	6 - 1:23.109	11 - 1:20.671	16 - 1:21.183		
2 - 1:28.371	7 - 1:22.031	12 - 1:21.572	17 - 1:20.237		
3 - 1:29.957P	8 - 1:31.197P	13 - 1:21.738	18 - <b>1:19.111</b>		
4 - 3:02.761	9 - 2:11.015	14 - 1:24.942	19 - 1:19.904		
5 - 1:25.242	10 - 1:20.705	15 - 1:23.520	20 - 1:20.566		
<b>30</b>	<b>Thomas</b>	Ford Capri			
1 - X:00.000	6 - 1:26.032	11 - 1:25.393			
2 - 1:33.669	7 - 1:26.134	12 - <b>1:25.091</b>			
3 - 1:30.764	8 - 1:26.018	13 - 1:48.173P			
4 - 1:26.033	9 - 1:32.737P				
5 - 1:26.220	10 - 3:04.520				

\*\* CARS 20, 22, 27, 34 - NO WORKING TRANSPONDERS. CAR 11 HAS TWO TRANSPONDER

Weather/Track: Bright/Dry

Donington Park

Circuit Length = 1.9790 miles.

Start: 09:10 End: 09:40

# Historic Touring Car Challenge for 1966-85 Touring Cars

## RACE 1 - QUALIFYING LAP ANALYSIS - Donington Park - 3/4/5 May 2014

(contd.)

<b>34</b>	<b>Watts **/Swift</b>	MG Metro Turbo			
1 - X:00.000	6 - <b>1:20.265</b>				
2 - 1:33.497	7 - 1:27.886P				
3 - 1:31.692P	8 - 2:47.499				
4 - 2:21.963	9 - 1:21.557				
5 - 1:21.122	10 - 5:52.207P				
<b>35</b>	<b>Morris</b>	Volkswagen Golf GTi			
1 - X:00.000	6 - 1:31.067	11 - 1:32.713	16 - 1:30.412		
2 - 1:33.831	7 - 1:30.084	12 - 1:31.824	17 - 1:30.197		
3 - 1:32.728	8 - 1:30.181	13 - 1:30.893	18 - 1:32.390		
4 - 1:31.840	9 - 1:30.696	14 - 1:31.431	19 - <b>1:28.974</b>		
5 - 1:30.626	10 - 1:31.359	15 - 1:30.898	20 - 1:29.480		
<b>44</b>	<b>Ward/Pearson</b>	Jaguar XJS Group 44			
1 - X:00.000	6 - 1:17.685	11 - 1:19.776	16 - 1:17.439		
2 - 1:36.428P	7 - <b>1:16.211</b>	12 - 1:18.074	17 - 1:17.549		
3 - 2:27.304	8 - 1:16.223	13 - 1:19.075	18 - 1:17.736		
4 - 1:23.650	9 - 1:24.351P	14 - 1:21.278	19 - 1:17.531		
5 - 1:18.577	10 - 3:29.634	15 - 1:17.677	20 - 1:18.217		
<b>69</b>	<b>Watts/Giordanelli</b>	Datsun 240Z			
1 - X:00.000	6 - 1:25.232	11 - 1:19.881	16 - 1:18.249	21 - 1:31.728P	
2 - 1:33.442	7 - 1:31.067P	12 - 1:18.682	17 - <b>1:17.689</b>		
3 - 1:31.999	8 - 2:23.614	13 - 1:18.149	18 - 1:18.149		
4 - 1:23.891	9 - 1:17.898	14 - 1:19.111	19 - 1:19.338		
5 - 1:21.606	10 - 1:18.477	15 - 1:18.803	20 - 1:19.467		
<b>85</b>	<b>Green/Lewis</b>	Triumph Dolomite Sprint			
1 - X:00.000	6 - 1:33.881	11 - 1:32.866	16 - 1:33.036		
2 - 1:37.519	7 - 1:44.275P	12 - 1:37.139	17 - 1:31.794		
3 - 1:34.301	8 - 4:01.154	13 - 1:34.362	18 - <b>1:31.775</b>		
4 - 1:36.523	9 - 1:40.183	14 - 1:33.863			
5 - 1:42.011	10 - 1:34.534	15 - 1:31.892			

\*\* CARS 20, 22, 27, 34 - NO WORKING TRANSPONDERS. CAR 11 HAS TWO TRANSPONDER

Weather/Track: Bright/Dry

Donington Park


Circuit Length = 1.9790 miles.

Start: 09:10 End: 09:40

# Historic Touring Car Challenge for 1966-85 Touring Cars

## RACE 1 - GRID AMENDED - Donington Park - 3/4/5 May 2014

ROW 9	11 Allen **/Bailey-Watts	47 Scragg/Nicoll-Jones
ROW 8	35 Morris	85 Green/Lewis
ROW 7	22 Edwards **/Edwards	20 Keen **/Blackburn
ROW 6	25 Robinson/Gravett	6 Giles/Strachan
ROW 5	21 Ratcliff/Dawson	30 Thomas
ROW 4	17 Williams/Williams	14 Wood
ROW 3	2 Young/Smith	34 Watts **/Swift
ROW 2	69 Watts/Giordanelli	27 Postins **
ROW 1	44 Ward/Pearson	3 Young/Soper
	<b>POLE</b>	



**\*\* CARS 20, 22, 27, 34 - NO WORKING TRANSPONDERS. CAR 11 HAS TWO TRANSPONDER:Donington Park**  
**CAR 47 - STARTS FROM BACK OF GRID** Circuit Length = 1.9790 miles.  
**These results are provisional until the conclusion of any judicial and technical matters.** Start: 09:10 End: 09:40

Clerk of the Course:		Timekeeper:
----------------------	--	-------------

# HSCC Historic Formula 3

## RACE 2 - QUALIFYING - Donington Park - 3/4/5 May 2014

POS	NO	CL	DRIVER	NAT	CAR	TIME	LAPS	GAP	MPH
1	11	B	Ian BANKHURST	GB	Alexis HF802	1:20.147	17		88.89
2	26	B	Steve SEAMAN	GB	Brabham BT21	1:21.365	16	1.218	87.56
3	22	B	Simon ARMER	GB	March 703	1:21.655	18	1.508	87.25
4	34	B	Jim BLOCKLEY	GB	Brabham BT21B	1:21.685	18	1.538	87.21
5	52	B	Paul WAINE	GB	De Sanctis 69	1:21.794	10	1.647	87.10
6	13	B	Dean FORWARD	GB	Tecno TF3	1:22.471	11	2.324	86.38
7	6	B	Leif BOSSON	SWE	Brabham BT28	1:23.233	18	3.086	85.59
8	71	B	Chris HOLLAND	GB	Brabham BT21	1:23.384	17	3.237	85.44
9	55	B	Julian MAYNARD	GB	Chevron B17	1:23.904	14	3.757	84.91
10	65	JE1	Urs MULLER		Lotus 20/22	1:23.932	17	3.785	84.88
11	10	JD1	Greg THORNTON	GB	Cooper T52	1:25.303	13	5.156	83.51
12	78	B	Mark WITHERSPOON	GB	Tecno	1:25.375	13	5.228	83.44
13	16	B	Mark LINSTONE	GB	Brabham BT21	1:25.914	15	5.767	82.92
14	19	B	Peter FROUDE	GB	Tecno F3	1:26.231	9	6.084	82.62
15	50	B	Jim TIMMS	GB	Brabham BT21	1:26.472	16	6.325	82.39
16	3	B	Klaus BERGS	DE	Brabham BT28	1:27.903	6	7.756	81.04
17	44	B	Peter HAMILTON **	GB	Tecno	1:28.227	9	8.080	80.75
18	27	B	Ian FORWARD	GB	Brabham BT21	1:28.670	15	8.523	80.34
19	57	B	Rene LIGONNET	FR	Chevron B15	1:29.252	7	9.105	79.82
20	83	JE1	Arlette MULLER		Lotus 22	1:29.628	16	9.481	79.48
21	67	JE1	Ned SPIEKER	USA	Brabham BT6	1:30.247	16	10.100	78.94
22	24	B	Andrew THORPE	GB	Lotus 31	1:31.878	13	11.731	77.54
23	51	B	Robert THORPE	GB	March 703	1:32.326	3	12.179	77.16
24	77	B	David METHLEY	GB	Merlyn Mk14A	17:23.774	1	16:03.627	6.82
25	7	B	Stuart TIZZARD	GB	Chevron B15C	17:24.594	2	16:04.447	6.82

\*\* CAR 44 - HAS TWO TRANSPONDERS - PLS CKECK

Weather/Track: Bright/Dry

These results are provisional until the conclusion of any judicial and technical matters.

Donington Park

Circuit Length = 1.9790 miles.

Start: 09:50 End: 10:15

Clerk of the Course:

Timekeeper:



### HSCC Historic Formula 3

### RACE 2 - QUALIFYING LAP ANALYSIS - Donington Park - 3/4/5 May 2014

<b>3</b>	<b>Klaus BERGS</b>	<b>DE</b>	Brabham BT28
1 - X:00.000	6 - 1:28.817		
2 - 1:31.901			
3 - 1:31.336			
4 - <b>1:27.903</b>			
5 - 1:28.762			
<b>6</b>	<b>Leif BOSSON</b>	<b>SWE</b>	Brabham BT28
1 - X:00.000	6 - 1:27.260	11 - 1:25.438	16 - 1:27.849
2 - 1:25.370	7 - 1:24.162	12 - 1:25.870	17 - 1:24.796
3 - 1:24.122	8 - 1:24.601	13 - 1:27.242	18 - 1:26.512
4 - 1:24.015	9 - 1:23.762	14 - 1:35.401	
5 - 1:24.137	10 - <b>1:23.233</b>	15 - 1:25.285	
<b>7</b>	<b>Stuart TIZZARD</b>	<b>GB</b>	Chevron B15C
1 - <b>X:00.000</b>			
2 - 1:51.224P			
<b>10</b>	<b>Greg THORNTON</b>	<b>GB</b>	Cooper T52
1 - X:00.000	6 - 1:26.969	11 - 1:25.789	
2 - 1:27.795	7 - 1:28.337	12 - 1:25.948	
3 - 1:27.420	8 - 1:26.070	13 - 1:32.755P	
4 - <b>1:25.303</b>	9 - 1:26.131		
5 - 1:26.134	10 - 1:26.214		
<b>11</b>	<b>Ian BANKHURST</b>	<b>GB</b>	Alexis HF802
1 - X:00.000	6 - 1:25.152	11 - 2:25.969	16 - <b>1:20.147</b>
2 - 1:31.018	7 - 1:24.668	12 - 1:22.205	17 - 1:25.606
3 - 1:25.505	8 - 1:21.241	13 - 1:23.187	
4 - 1:23.991	9 - 1:21.018	14 - 1:21.288	
5 - 1:25.198	10 - 1:34.325P	15 - 1:20.744	
<b>13</b>	<b>Dean FORWARD</b>	<b>GB</b>	Tecno TF3
1 - X:00.000	6 - 1:29.492P	11 - <b>1:22.471</b>	
2 - 1:27.998	7 - X:00.000		
3 - 1:24.595	8 - 1:43.145		
4 - 1:25.389	9 - 1:25.906		
5 - 1:23.118	10 - 1:23.796		

\*\* CAR 44 - HAS TWO TRANSPONDERS - PLS CKECK  
Weather/Track: Bright/Dry

### HSCC Historic Formula 3

### RACE 2 - QUALIFYING LAP ANALYSIS - Donington Park - 3/4/5 May 2014

(contd.)

<b>16</b>	<b>Mark LINSTONE</b>	<b>GB</b>	Brabham BT21		
1 - X:00.000	6 - 3:41.852	11 - 1:28.037			
2 - 1:34.483	7 - 1:28.445	12 - 1:26.665			
3 - 1:31.036	8 - 1:27.263	13 - 1:28.435			
4 - 1:28.867	9 - 1:26.723	14 - <b>1:25.914</b>			
5 - 1:41.832P	10 - 1:27.426	15 - 1:26.203			
<b>19</b>	<b>Peter FROUDE</b>	<b>GB</b>	Tecno F3		
1 - X:00.000	6 - 1:28.380				
2 - 1:35.439	7 - 1:28.897				
3 - 1:29.621	8 - 1:27.006				
4 - 1:29.330	9 - <b>1:26.231</b>				
5 - 1:32.972					
<b>22</b>	<b>Simon ARMER</b>	<b>GB</b>	March 703		
1 - X:00.000	6 - 1:22.549	11 - 1:22.941	16 - 1:22.955		
2 - 1:24.887	7 - <b>1:21.655</b>	12 - 1:22.041	17 - 1:21.794		
3 - 1:25.372	8 - 1:23.415	13 - 1:27.829	18 - 1:23.595		
4 - 1:25.795	9 - 1:23.789	14 - 1:27.726			
5 - 1:25.324	10 - 1:22.836	15 - 1:22.482			
<b>24</b>	<b>Andrew THORPE</b>	<b>GB</b>	Lotus 31		
1 - X:00.000	6 - 1:33.441	11 - 2:32.007			
2 - 1:49.145	7 - 1:32.035	12 - <b>1:31.878</b>			
3 - 1:39.365	8 - 1:34.866	13 - 1:45.289P			
4 - 1:34.172	9 - 1:34.470				
5 - 1:34.709	10 - 1:45.131P				
<b>26</b>	<b>Steve SEAMAN</b>	<b>GB</b>	Brabham BT21		
1 - X:00.000	6 - 1:23.027	11 - 1:21.909	16 - 1:21.685		
2 - 1:24.717	7 - 1:27.446P	12 - 1:21.660			
3 - 1:24.752	8 - 2:52.142	13 - 1:25.404			
4 - 1:23.970	9 - 1:24.988	14 - 1:21.976			
5 - 1:24.028	10 - <b>1:21.365</b>	15 - 1:21.556			
<b>27</b>	<b>Ian FORWARD</b>	<b>GB</b>	Brabham BT21		
1 - X:00.000	6 - 1:43.323	11 - 1:31.890			
2 - 1:34.058	7 - 1:44.847	12 - 1:35.631			
3 - 1:30.805	8 - 1:44.353	13 - 1:53.247			
4 - 1:30.373	9 - 1:33.306	14 - 1:30.187			
5 - 1:31.140	10 - 1:30.971	15 - <b>1:28.670</b>			

**\*\* CAR 44 - HAS TWO TRANSPONDERS - PLS CKECK  
Weather/Track: Bright/Dry**

### HSCC Historic Formula 3

### RACE 2 - QUALIFYING LAP ANALYSIS - Donington Park - 3/4/5 May 2014

(contd.)

<b>34</b>	<b>Jim BLOCKLEY</b>	<b>GB</b>	Brabham BT21B
1 - X:00.000	6 - 1:25.370	11 - 1:22.792	16 - 1:26.236
2 - 1:24.479	7 - 1:23.190	12 - 1:23.029	17 - 1:22.693
3 - 1:26.987	8 - 1:23.220	13 - 1:24.033	18 - 1:22.079
4 - 1:24.193	9 - <b>1:21.685</b>	14 - 1:32.334	
5 - 1:23.513	10 - 1:22.303	15 - 1:24.044	
<b>44</b>	<b>Peter HAMILTON **</b>	<b>GB</b>	Tecno
1 - X:00.000	6 - 1:55.623P		
2 - 1:30.918	7 - 7:15.907		
3 - 1:38.765	8 - 1:45.460		
4 - <b>1:28.227</b>	9 - 2:11.475P		
5 - 1:33.749			
<b>50</b>	<b>Jim TIMMS</b>	<b>GB</b>	Brabham BT21
1 - X:00.000	6 - 1:28.855	11 - 1:27.125	16 - <b>1:26.472</b>
2 - 1:34.814	7 - 1:30.347	12 - 1:28.083	
3 - 1:33.105	8 - 1:28.368	13 - 2:07.526	
4 - 1:30.592	9 - 1:27.046	14 - 1:29.029	
5 - 1:31.211	10 - 1:28.799	15 - 1:29.359	
<b>51</b>	<b>Robert THORPE</b>	<b>GB</b>	March 703
1 - X:00.000			
2 - <b>1:32.326</b>			
3 - 1:49.939P			
<b>52</b>	<b>Paul WAINE</b>	<b>GB</b>	De Sanctis 69
1 - X:00.000	6 - 1:35.362		
2 - 1:33.532	7 - 1:22.904		
3 - 1:27.596	8 - 1:24.434		
4 - 1:24.373	9 - <b>1:21.794</b>		
5 - 1:23.053	10 - 2:10.138P		
<b>55</b>	<b>Julian MAYNARD</b>	<b>GB</b>	Chevron B17
1 - X:00.000	6 - <b>1:23.904</b>	11 - 1:37.643P	
2 - 1:34.669	7 - 1:25.061	12 - 3:09.943	
3 - 1:27.898	8 - 1:24.298	13 - 1:44.621P	
4 - 1:26.301	9 - 1:24.654	14 - 3:51.265	
5 - 1:26.068	10 - 1:24.645		

\*\* CAR 44 - HAS TWO TRANSPONDERS - PLS CKECK

Weather/Track: Bright/Dry

### HSCC Historic Formula 3

### RACE 2 - QUALIFYING LAP ANALYSIS - Donington Park - 3/4/5 May 2014

(contd.)

<b>57</b>	<b>Rene LIGONNET</b>	<b>FR</b>	<b>Chevron B15</b>
1 - X:00.000	6 - 1:34.865		
2 - 1:37.707	7 - 2:02.420P		
3 - 1:32.811			
4 - <b>1:29.252</b>			
5 - 2:19.436			
<b>65</b>	<b>Urs MULLER</b>		<b>Lotus 20/22</b>
1 - X:00.000	6 - 1:24.114	11 - 1:27.727	16 - 1:26.343
2 - 1:32.274	7 - 1:26.502	12 - 1:25.751	17 - 1:26.679
3 - 1:32.409	8 - 1:24.225	13 - 1:25.013	
4 - 1:25.572	9 - 1:24.264	14 - 1:24.519	
5 - 1:24.192	10 - 1:24.437	15 - <b>1:23.932</b>	
<b>67</b>	<b>Ned SPIEKER</b>	<b>USA</b>	<b>Brabham BT6</b>
1 - X:00.000	6 - 1:31.810	11 - 1:31.969	16 - 1:31.545
2 - 1:36.123	7 - 1:33.590	12 - 1:34.144	
3 - 1:41.910	8 - 1:32.782	13 - <b>1:30.247</b>	
4 - 1:33.507	9 - 1:30.581	14 - 1:30.836	
5 - 1:31.652	10 - 1:32.184	15 - 1:30.680	
<b>71</b>	<b>Chris HOLLAND</b>	<b>GB</b>	<b>Brabham BT21</b>
1 - X:00.000	6 - 1:26.762	11 - 1:30.951	16 - 1:25.532
2 - 1:30.209	7 - 1:26.760	12 - 1:27.942	17 - <b>1:23.384</b>
3 - 1:27.558	8 - 1:26.764	13 - 1:27.300	
4 - 1:26.152	9 - 1:27.396	14 - 1:29.305	
5 - 1:27.560	10 - 1:27.392	15 - 1:25.572	
<b>73</b>	<b>Chris HOLLAND</b>	<b>GB</b>	<b>Brabham BT21</b>
1 - X:00.000P			
<b>77</b>	<b>David METHLEY</b>	<b>GB</b>	<b>Merlyn Mk14A</b>
1 - <b>X:00.000</b>			

\*\* CAR 44 - HAS TWO TRANSPONDERS - PLS CKECK

Weather/Track: Bright/Dry

### HSCC Historic Formula 3

### RACE 2 - QUALIFYING LAP ANALYSIS - Donington Park - 3/4/5 May 2014

(contd.)

<b>78</b>	<b>Mark WITHERSPOON</b>	<b>GB</b>	Tecno		
1 - X:00.000	6 - <b>1:25.375</b>	11 - 1:28.456			
2 - 1:35.224	7 - 1:25.598	12 - 1:25.670			
3 - 1:27.676	8 - 1:25.513	13 - 1:43.798P			
4 - 1:27.520	9 - 1:27.121				
5 - 1:27.100	10 - 1:26.528				
<b>83</b>	<b>Arlette MULLER</b>	Lotus 22			
1 - X:00.000	6 - 1:31.478	11 - 1:32.336	16 - 1:31.733		
2 - 1:41.720	7 - 1:33.061	12 - <b>1:29.628</b>			
3 - 1:36.710	8 - 1:30.236	13 - 1:30.041			
4 - 1:34.735	9 - 1:31.266	14 - 1:31.570			
5 - 1:32.905	10 - 1:31.976	15 - 1:29.647			

\*\* CAR 44 - HAS TWO TRANSPONDERS - PLS CKECK

Weather/Track: Bright/Dry

# HSCC Historic Formula 3

## RACE 2 - GRID - Donington Park - 3/4/5 May 2014

ROW 13	7	TIZZARD	73	HOLLAND
ROW 12	51	THORPE	77	METHLEY
ROW 11	67	SPIEKER	24	THORPE
ROW 10	57	LIGONNET	83	MULLER
ROW 9	44	HAMILTON **	27	FORWARD
ROW 8	50	TIMMS	3	BERGS
ROW 7	16	LINSTONE	19	FROUDE
ROW 6	10	THORNTON	78	WITHERSPOON
ROW 5	55	MAYNARD	65	MULLER
ROW 4	6	BOSSON	71	HOLLAND
ROW 3	52	WAINE	13	FORWARD
ROW 2	22	ARMER	34	BLOCKLEY
ROW 1	11	BANKHURST	26	SEAMAN
		POLE		

**\*\* CAR 44 - HAS TWO TRANSPONDERS - PLS CKECK**

**Weather/Track: Bright/Dry**

**These results are provisional until the conclusion of any judicial and technical matters.**

Donington Park

Circuit Length = 1.9790 miles.

Start: 09:50 End: 10:15

Clerk of the Course:

Timekeeper:

# Pre'63 GT

## RACE 3 - QUALIFYING - Donington Park - 3/4/5 May 2014

POS	NO	CL	DRIVER(S)	CAR	TIME	LAPS	GAP	MPH
1	60	C	Oliver **/Pearson	Ferrari 250 GT Berlinetta SWB	1:22.979	14		85.85
2	1	D	Friedrichs/Hadfield	Aston Martin DB4GT	1:23.473	17	0.494	85.35
3	65	D	Hunt/Blakeney-Edwards	AC Cobra	1:23.908	20	0.929	84.90
4	63	D	Minshaw/Venables	Jaguar E-Type	1:24.007	17	1.028	84.80
5	73	D	Cottingham/Cottingham	Jaguar E-Type	1:24.517	19	1.538	84.29
6	17	INV	Naismith	Aston Martin DB4	1:25.467	15	2.488	83.35
7	75	INV	Monteverde **/Pearson	Aston Martin DB4	1:25.874	17	2.895	82.96
8	51	D	Truslove **	Jaguar E-type	1:26.406	18	3.427	82.45
9	84	D	Clark/McCaig	Jaguar E-Type	1:26.514	18	3.535	82.35
10	70	B	Kremer/Kremer	Morgan +4 Supersports	1:27.504	15	4.525	81.41
11	39	B	Emberson/Wykeham	Morgan +4 Supersports	1:27.516	16	4.537	81.40
12	28	A	Gans/Wright	Lotus Elite S1	1:27.788	17	4.809	81.15
13	85	D	Burton **	Jaguar E-type	1:27.828	17	4.849	81.11
14	23	A	Stoehrmann/Stoehrmannjr	Lotus Elite	1:28.197	19	5.218	80.77
15	15	A	Winchester/Mallard	Ginetta G4	1:28.312	18	5.333	80.67
16	13	A	Wilson/Wolfe	Lotus Elite	1:28.498	18	5.519	80.50
17	96	A	Morgan/Bentley	Ginetta G4	1:28.586	14	5.607	80.42
18	50	D	Hall/O'Shea	Jaguar E type SI	1:28.776	19	5.797	80.25
19	97	A	Atkins/Curnow	Lotus Elite	1:30.021	18	7.042	79.14
20	71	C	Orebi Gann/Burry	Morgan +4 Supersports	1:30.054	18	7.075	79.11
21	90	A	Halstead/McPherson	Lotus Elite S2	1:30.388	12	7.409	78.82
22	53	A	Bason/Bason	Lotus Elite S2	1:31.255	18	8.276	78.07
23	33	A	Clegg/Clegg	Austin Healey Sebring Sprite	1:31.295	17	8.316	78.03
24	42	A	Birch	Lotus Elite	1:31.780	16	8.801	77.62
25	91	A	Bilderbeck/Wood	Turner Climax Mk1	1:33.184	18	10.205	76.45
26	121	C	Allen/Bailey-Watts	Aston Martin DB2 LW Le Mans	1:33.731	17	10.752	76.00
27	69	D	Green/Welch	Jensen 541 R	1:33.959	13	10.980	75.82
28	36	B	Wright **/Clark	Porsche 356A	1:38.256	16	15.277	72.50
29	14	A	Garside/Weston	Lotus Elite	1:41.495	3	18.516	70.19

\*\* CARS 36, 51, 60, 75, 85 - NO WORKING TRANSPONDERS

Weather/Track: Bright/Dry

These results are provisional until the conclusion of any judicial and technical matters.

Donington Park

Circuit Length = 1.9790 miles.

Start: 10:24 End: 10:54

Clerk of the Course:

Timekeeper:

# Pre'63 GT

## RACE 3 - QUALIFYING LAP ANALYSIS - Donington Park - 3/4/5 May 2014

<b>1</b>	<b>Friedrichs/Hadfield</b>	Aston Martin DB4GT			
1 - X:00.000	6 - 1:28.015	11 - 2:27.716	16 - 1:24.236		
2 - 1:32.324	7 - 1:28.429	12 - 1:25.910	17 - 1:35.351P		
3 - 1:28.635	8 - 1:28.821	13 - 1:24.111			
4 - 1:29.857	9 - 1:29.718	14 - 1:26.602			
5 - 1:28.313	10 - 1:38.788P	15 - <b>1:23.473</b>			
<b>13</b>	<b>Wilson/Wolfe</b>	Lotus Elite			
1 - X:00.000	6 - 1:41.810P	11 - 1:40.307	16 - 1:29.174		
2 - 1:39.577	7 - 3:05.308	12 - 1:31.471	17 - 1:34.430		
3 - 1:34.007	8 - 1:30.283	13 - 1:28.668	18 - 1:38.767P		
4 - 1:33.530	9 - 1:30.334	14 - 1:34.668			
5 - 1:33.958	10 - 1:31.146	15 - <b>1:28.498</b>			
<b>14</b>	<b>Garside/Weston</b>	Lotus Elite			
1 - X:00.000					
2 - 1:42.850					
3 - <b>1:41.495</b>					
<b>15</b>	<b>Winchester/Mallard</b>	Ginetta G4			
1 - X:00.000	6 - 1:29.544	11 - 1:31.568	16 - 1:36.063P		
2 - 1:31.754	7 - 1:37.117P	12 - 1:28.519	17 - 2:46.985		
3 - 1:30.792	8 - 3:24.602	13 - <b>1:28.312</b>	18 - 1:28.895		
4 - 1:29.654	9 - 1:31.325	14 - 1:33.471			
5 - 1:30.927	10 - 1:29.049	15 - 1:29.765			
<b>17</b>	<b>Naismith</b>	Aston Martin DB4			
1 - X:00.000	6 - 1:26.264	11 - 6:35.124			
2 - 1:40.475	7 - 1:28.301	12 - 1:25.862			
3 - 1:36.212	8 - 1:25.797	13 - <b>1:25.467</b>			
4 - 1:29.363	9 - 1:33.850	14 - 1:25.770			
5 - 1:27.248	10 - 1:45.897P	15 - 1:44.501P			
<b>23</b>	<b>Stoehrmann/Stoehrmannjr</b>	Lotus Elite			
1 - X:00.000	6 - 1:31.792	11 - 1:32.152	16 - 1:31.546		
2 - 1:35.628	7 - 1:30.158	12 - 1:30.545	17 - <b>1:28.197</b>		
3 - 1:32.900	8 - 1:40.010P	13 - 1:32.409	18 - 1:28.674		
4 - 1:31.160	9 - 2:27.372	14 - 1:30.525	19 - 1:38.479P		
5 - 1:31.834	10 - 1:33.953	15 - 1:29.860			

\*\* CARS 36, 51, 60, 75, 85 - NO WORKING TRANSPONDERS

Weather/Track: Bright/Dry



# Pre'63 GT

## RACE 3 - QUALIFYING LAP ANALYSIS - Donington Park - 3/4/5 May 2014

(contd.)

<b>28</b>	<b>Gans/Wright</b>	Lotus Elite S1			
1 - X:00.000	6 - 1:31.928	11 - 1:30.820	16 - 1:28.496		
2 - 1:34.403	7 - 1:31.976	12 - 1:29.234	17 - 1:38.438P		
3 - 1:33.315	8 - 1:39.294P	13 - 1:29.531			
4 - 1:33.623	9 - 2:56.116	14 - 1:28.341			
5 - 1:33.823	10 - 1:30.318	15 - <b>1:27.788</b>			
<b>33</b>	<b>Clegg/Clegg</b>	Austin Healey Sebring Sprite			
1 - X:00.000	6 - <b>1:31.295</b>	11 - 1:43.814	16 - 1:36.560		
2 - 1:36.218	7 - 1:43.803P	12 - 1:41.457	17 - 1:58.490P		
3 - 1:34.876	8 - 3:44.927	13 - 1:40.980			
4 - 1:34.505	9 - 1:54.245	14 - 1:40.011			
5 - 1:31.855	10 - 1:48.849	15 - 1:38.295			
<b>36</b>	<b>Wright **/Clark</b>	Porsche 356A			
1 - X:00.000	6 - 1:38.589	11 - 3:51.764	16 - 1:39.229		
2 - 1:44.009	7 - <b>1:38.256</b>	12 - 1:45.896			
3 - 1:39.424	8 - 1:38.801	13 - 1:40.901			
4 - 1:39.317	9 - 1:41.828	14 - 1:40.242			
5 - 1:39.720	10 - 1:48.070P	15 - 1:41.527			
<b>39</b>	<b>Emberson/Wykeham</b>	Morgan +4 Supersports			
1 - X:00.000	6 - 1:38.583P	11 - 1:28.111	16 - 1:35.903P		
2 - 1:38.196	7 - 4:44.461	12 - 1:34.936P			
3 - 1:38.379	8 - 1:29.568	13 - 2:30.377			
4 - 1:35.609	9 - 1:28.803	14 - 1:29.839			
5 - 1:34.624	10 - <b>1:27.516</b>	15 - 1:31.472			
<b>42</b>	<b>Birch</b>	Lotus Elite			
1 - X:00.000	6 - 1:34.105	11 - 1:32.479	16 - 1:56.911P		
2 - 1:37.727	7 - 1:34.669	12 - 1:33.395			
3 - 1:35.607	8 - 1:32.108	13 - 1:33.011			
4 - 1:34.986	9 - 1:32.646	14 - 1:33.187			
5 - 1:33.869	10 - 1:31.945	15 - <b>1:31.780</b>			
<b>50</b>	<b>Hall/O'Shea</b>	Jaguar E type SI			
1 - X:00.000	6 - 1:30.735	11 - <b>1:28.776</b>	16 - 1:33.130		
2 - 1:34.187	7 - 1:30.746	12 - 1:29.023	17 - 1:32.631		
3 - 1:32.058	8 - 1:35.891P	13 - 1:29.915	18 - 1:29.827		
4 - 1:31.307	9 - 2:54.525	14 - 1:29.670	19 - 1:28.972		
5 - 1:31.044	10 - 1:29.060	15 - 1:30.557			

\*\* CARS 36, 51, 60, 75, 85 - NO WORKING TRANSPONDERS

Weather/Track: Bright/Dry

# Pre'63 GT

## RACE 3 - QUALIFYING LAP ANALYSIS - Donington Park - 3/4/5 May 2014

(contd.)

<b>51</b>	<b>Truslove **</b>	Jaguar E-type					
1 -	X:00.000	6 -	1:27.273	11 -	1:30.843	16 -	1:31.808
2 -	1:33.297	7 -	1:27.683	12 -	1:40.524P	17 -	1:27.365
3 -	1:30.576	8 -	1:26.879	13 -	4:22.700	18 -	1:45.132P
4 -	1:28.378	9 -	<b>1:26.406</b>	14 -	1:28.253		
5 -	1:26.645	10 -	1:26.942	15 -	1:28.929		
<b>53</b>	<b>Bason/Bason</b>	Lotus Elite S2					
1 -	X:00.000	6 -	1:35.077	11 -	1:32.454	16 -	1:32.727
2 -	1:37.932	7 -	1:35.619	12 -	1:36.068	17 -	<b>1:31.255</b>
3 -	1:37.830	8 -	1:34.615	13 -	1:34.103	18 -	1:34.726
4 -	1:35.443	9 -	1:45.306P	14 -	1:34.552		
5 -	1:35.330	10 -	3:02.588	15 -	1:33.902		
<b>60</b>	<b>Oliver **/Pearson</b>	Ferrari 250 GT Berlinetta SWB					
1 -	X:00.000	6 -	1:25.230	11 -	1:31.667		
2 -	1:28.600	7 -	1:25.364	12 -	1:30.610		
3 -	1:25.646	8 -	1:24.737	13 -	1:25.064		
4 -	<b>1:22.979</b>	9 -	1:35.957P	14 -	1:35.701P		
5 -	1:29.995	10 -	3:36.097				
<b>63</b>	<b>Minshaw/Venables</b>	Jaguar E-Type					
1 -	X:00.000P	6 -	1:27.210	11 -	1:25.365	16 -	<b>1:24.007</b>
2 -	2:01.094	7 -	1:27.258	12 -	1:24.485	17 -	1:35.874P
3 -	1:30.838	8 -	1:26.150	13 -	1:24.237		
4 -	1:28.015	9 -	1:43.851P	14 -	1:24.114		
5 -	1:26.975	10 -	3:12.654	15 -	1:24.386		
<b>65</b>	<b>Hunt/Blakeney-Edwards</b>	AC Cobra					
1 -	X:00.000	6 -	1:28.622	11 -	1:24.766	16 -	1:24.238
2 -	1:28.576	7 -	1:28.941	12 -	1:25.741	17 -	1:25.502
3 -	1:28.629	8 -	1:26.906	13 -	1:27.953	18 -	1:28.719
4 -	1:28.234	9 -	1:37.627P	14 -	1:26.558	19 -	1:24.371
5 -	1:29.227	10 -	2:52.348	15 -	1:26.545	20 -	<b>1:23.908</b>
<b>69</b>	<b>Green/Welch</b>	Jensen 541 R					
1 -	X:00.000	6 -	1:34.307	11 -	1:36.459		
2 -	1:37.882	7 -	1:41.895P	12 -	1:36.452		
3 -	1:35.168	8 -	2:47.267	13 -	2:06.943P		
4 -	<b>1:33.959</b>	9 -	1:38.567				
5 -	1:35.058	10 -	1:36.001				

\*\* CARS 36, 51, 60, 75, 85 - NO WORKING TRANSPONDERS

Weather/Track: Bright/Dry

# Pre'63 GT

## RACE 3 - QUALIFYING LAP ANALYSIS - Donington Park - 3/4/5 May 2014

(contd.)

<b>70</b>	<b>Kremer/Kremer</b>	Morgan +4 Supersports			
1 - X:00.000	6 - 7:18.365	11 - 3:17.752			
2 - 1:28.717	7 - 1:36.746	12 - 1:36.489			
3 - 1:29.268	8 - 1:34.849	13 - 1:37.016			
4 - <b>1:27.504</b>	9 - 1:35.900	14 - 1:35.659			
5 - 1:39.701P	10 - 1:44.469P	15 - 1:34.880			
<b>71</b>	<b>Orebi Gann/Burry</b>	Morgan +4 Supersports			
1 - X:00.000	6 - <b>1:30.054</b>	11 - 1:36.487	16 - 1:34.177		
2 - 1:33.174	7 - 1:30.083	12 - 1:35.401	17 - 1:31.735		
3 - 1:30.851	8 - 1:31.012	13 - 1:32.210	18 - 1:30.197		
4 - 1:32.844	9 - 1:41.077P	14 - 1:33.126			
5 - 1:30.929	10 - 3:51.703	15 - 1:32.143			
<b>73</b>	<b>Cottingham/Cottingham</b>	Jaguar E-Type			
1 - X:00.000	6 - 1:26.924	11 - 1:32.817P	16 - 1:25.078		
2 - 1:29.559	7 - 1:26.263	12 - 4:07.792	17 - 1:26.244		
3 - 1:30.509	8 - 1:27.682	13 - 1:25.259	18 - 1:24.932		
4 - 1:27.760	9 - 1:26.138	14 - 1:26.545	19 - <b>1:24.517</b>		
5 - 1:28.069	10 - 1:29.613	15 - 1:25.351			
<b>75</b>	<b>Monteverde **/Pearson</b>	Aston Martin DB4			
1 - X:00.000	6 - 1:35.732P	11 - 1:28.088	16 - 1:27.392		
2 - 1:25.948	7 - 2:40.913	12 - 1:26.084	17 - 1:35.600P		
3 - <b>1:25.874</b>	8 - 1:30.127	13 - 1:26.278			
4 - 1:27.051	9 - 1:54.275P	14 - 1:28.586			
5 - 1:26.180	10 - 2:12.196	15 - 1:26.545			
<b>84</b>	<b>Clark/McCaig</b>	Jaguar E-Type			
1 - X:00.000	6 - 1:29.898	11 - 1:33.207	16 - 1:26.988		
2 - 1:32.318	7 - 1:28.911	12 - 1:27.585	17 - 1:30.931		
3 - 1:30.615	8 - 1:27.821	13 - 1:28.025	18 - 1:29.866		
4 - 1:40.620P	9 - 1:29.377	14 - 1:26.815			
5 - 5:33.717	10 - 1:28.034	15 - <b>1:26.514</b>			
<b>85</b>	<b>Burton **</b>	Jaguar E-type			
1 - X:00.000	6 - 2:54.806	11 - 1:30.625	16 - 1:28.174		
2 - 1:42.807	7 - 1:30.865	12 - 1:30.802	17 - <b>1:27.828</b>		
3 - 1:38.079	8 - 3:01.864	13 - 1:30.276			
4 - 1:38.768	9 - 1:30.667	14 - 1:30.246			
5 - 1:44.424P	10 - 1:29.593	15 - 1:31.449			

\*\* CARS 36, 51, 60, 75, 85 - NO WORKING TRANSPONDERS

Weather/Track: Bright/Dry

Donington Park  
Circuit Length = 1.9790 miles.  
Start: 10:24 End: 10:54

# Pre'63 GT

## RACE 3 - QUALIFYING LAP ANALYSIS - Donington Park - 3/4/5 May 2014

(contd.)

<b>90</b>	<b>Halstead/McPherson</b>	Lotus Elite S2			
1 -	X:00.000	6 -	1:32.840	11 -	1:40.619
2 -	1:33.899	7 -	1:31.932	12 -	2:02.485P
3 -	1:31.572	8 -	1:32.464		
4 -	1:30.805	9 -	1:50.499P		
5 -	<b>1:30.388</b>	10 -	5:10.264		
<b>91</b>	<b>Bilderbeck/Wood</b>	Turner Climax Mk1			
1 -	X:00.000	6 -	1:33.347	11 -	3:05.670
2 -	1:35.014	7 -	1:34.333	12 -	1:39.540
3 -	1:33.957	8 -	1:41.166	13 -	1:38.307
4 -	1:33.650	9 -	1:34.744	14 -	1:35.721
5 -	<b>1:33.184</b>	10 -	1:39.285P	15 -	1:36.383
<b>96</b>	<b>Morgan/Bentley</b>	Ginetta G4			
1 -	X:00.000	6 -	<b>1:28.586</b>	11 -	1:41.421
2 -	1:41.318P	7 -	1:37.346P	12 -	1:46.438
3 -	5:10.337	8 -	4:15.168	13 -	1:38.455
4 -	1:29.366	9 -	1:49.572	14 -	1:37.475
5 -	1:29.573	10 -	1:44.880		
<b>97</b>	<b>Atkins/Curnow</b>	Lotus Elite			
1 -	X:00.000	6 -	1:49.932P	11 -	1:30.870
2 -	1:39.363	7 -	3:07.376	12 -	1:31.309
3 -	1:40.678	8 -	1:34.629	13 -	1:49.793
4 -	1:42.743	9 -	1:32.488	14 -	1:31.483
5 -	1:43.776	10 -	1:33.848	15 -	1:35.857
<b>121</b>	<b>Allen/Bailey-Watts</b>	Aston Martin DB2 LW Le Mans			
1 -	X:00.000	6 -	1:36.278	11 -	3:49.610
2 -	1:42.230	7 -	1:35.569	12 -	1:41.184
3 -	1:39.169	8 -	1:35.982	13 -	1:40.063
4 -	1:37.429	9 -	<b>1:33.731</b>	14 -	1:40.717
5 -	1:36.788	10 -	1:44.901P	15 -	1:38.938

\*\* CARS 36, 51, 60, 75, 85 - NO WORKING TRANSPONDERS


Weather/Track: Bright/Dry

# Pre'63 GT

## RACE 3 - GRID AMENDED - Donington Park - 3/4/5 May 2014

ROW 15	14	Garside/Weston	81	Ellis
ROW 14	69	Green/Welch	36	Wright **/Clark
ROW 13	91	Bilderbeck/Wood	121	Allen/Bailey-Watts
ROW 12	33	Clegg/Clegg	42	Birch
ROW 11	90	Halstead/McPherson	53	Bason/Bason
ROW 10	97	Atkins/Curnow	71	Orebi Gann/Burry
ROW 9	96	Morgan/Bentley	50	Hall/O'Shea
ROW 8	15	Winchester/Mallard	13	Wilson/Wolfe
ROW 7	85	Burton **	23	Stoehrmann/Stoehrmannjr
ROW 6	39	Emberson/Wykeham	28	Gans/Wright
ROW 5	84	Clark/McCaig	70	Kremer/Kremer
ROW 4	75	Monteverde **/Pearson	51	Truslove **
ROW 3	73	Cottingham/Cottingham	17	Naismith
ROW 2	65	Hunt/Blakeney-Edwards	63	Minshaw/Venables
ROW 1	60	Oliver **/Pearson	1	Friedrichs/Hadfield

**POLE**



**\*\* CARS 36, 51, 60, 75, 85 - NO WORKING TRANSPONDERS**

**CAR 81 - STARTS FROM BACK OF GRID**

**These results are provisional until the conclusion of any judicial and technical matters.**

Donington Park

Circuit Length = 1.9790 miles.

Start: 10:24 End: 10:54

Clerk of the Course:

Timekeeper:

# HSCC Martini Trophy

## RACE 4 - QUALIFYING - Donington Park - 3/4/5 May 2014

POS	NO	CL	DRIVER	NAT	CAR	TIME	LAPS	GAP	MPH
1	77	A	Ian FLUX	GB	Osella PA3	1:07.302	12		105.85
2	10	G	David GATHERCOLE**	GB	Lola T210	1:08.900	11	1.598	103.40
3	67	B	Michele LIGUORI	IT	Lola T296	1:11.037	13	3.735	100.29
4	51	B	Robert OLDERSHAW	GB	Lola T212	1:11.051	18	3.749	100.27
5	72	B	Jonathan LOADER	GB	Chevron B19	1:11.736	18	4.434	99.31
6	29	B	Mark RICHARDSON	GB	Lola T290	1:12.774	16	5.472	97.89
7	7	A	Julian HIRE	GB	Chevron B26	1:12.857	19	5.555	97.78
8	88	B	Kevin COOKE	GB	Royale RP17	1:14.641	18	7.339	95.44
9	17	D	Carrington-Yat/Carrington-Yates	GB	Chevron B16	1:15.653	16	8.351	94.17
10	42	B	John TAYLOR	GB	Chevron B19	1:16.446	16	9.144	93.19
11	70	D	Dion KREMER	GB	Elva Mk8	1:17.014	16	9.712	92.50
12	85	D	Simon ASHWORTH	GB	Chevron B16	1:17.154	19	9.852	92.34
13	89	D	Benedini **/Benedini	GB	Chevron B16	1:17.606	14	10.304	91.80
14	15	D	Graeme COOKSLEY	GB	Tiga SC81	1:19.286	13	11.984	89.85

**CAR 89 - NO WORKING TRANSPONDER. CAR 10 - Transponder intermittent**

**Weather/Track: Bright/Dry**

**These results are provisional until the conclusion of any judicial and technical matters.**

Donington Park

Circuit Length = 1.9790 miles.

Start: 11:05 End: 11:30

Clerk of the Course:

Timekeeper:

# HSCC Martini Trophy

## RACE 4 - QUALIFYING LAP ANALYSIS - Donington Park - 3/4/5 May 2014

<b>7</b>	<b>Julian HIRE</b>	<b>GB</b>	Chevron B26
1 - X:00.000	6 - 1:15.365	11 - 1:14.895	16 - 1:16.438
2 - 1:25.458	7 - 1:14.852	12 - 1:18.533	17 - <b>1:12.857</b>
3 - 1:21.055	8 - 1:16.867	13 - 1:21.044	18 - 1:14.214
4 - 1:20.286	9 - 1:15.573	14 - 1:13.748	19 - 1:13.840
5 - 1:14.720	10 - 1:15.332	15 - 1:14.124	
<b>10</b>	<b>David GATHERCOLE**</b>	<b>GB</b>	Lola T210
1 - X:00.000	6 - 1:10.291	11 - 1:19.730P	
2 - 1:16.007	7 - <b>1:08.900</b>		
3 - 1:14.103	8 - 1:24.343P		
4 - 1:10.406	9 - 4:30.492		
5 - 1:09.477	10 - 1:13.707		
<b>15</b>	<b>Graeme COOKSLEY</b>	<b>GB</b>	Tiga SC81
1 - X:00.000	6 - <b>1:19.286</b>	11 - 1:24.639	
2 - 1:28.587	7 - 1:19.837	12 - 1:35.521	
3 - 1:22.440	8 - 1:19.581	13 - 1:47.402P	
4 - 1:20.007	9 - 1:26.572P		
5 - 1:19.630	10 - 5:25.664		
<b>17</b>	<b>Carrington-Yat/Carrington-Yates</b>		Chevron B16
1 - X:00.000	6 - 1:15.804	11 - 1:18.286	16 - 1:16.598
2 - 1:20.287	7 - <b>1:15.653</b>	12 - 1:18.111	
3 - 1:18.150	8 - 1:18.900	13 - 1:18.462	
4 - 1:17.409	9 - 1:26.031P	14 - 1:17.217	
5 - 1:16.264	10 - 4:05.265	15 - 1:18.763	
<b>29</b>	<b>Mark RICHARDSON</b>	<b>GB</b>	Lola T290
1 - X:00.000	6 - 1:13.232	11 - 1:21.814P	16 - <b>1:12.774</b>
2 - 1:22.636	7 - 1:17.563	12 - 6:11.553	
3 - 1:15.953	8 - 1:14.983	13 - 1:13.922	
4 - 1:13.718	9 - 1:13.265	14 - 1:13.549	
5 - 1:14.238	10 - 1:13.642	15 - 1:13.452	
<b>42</b>	<b>John TAYLOR</b>	<b>GB</b>	Chevron B19
1 - X:00.000	6 - 1:17.105	11 - 1:23.838P	16 - 1:28.181P
2 - 1:21.885	7 - 1:17.015	12 - 4:06.167	
3 - 1:19.471	8 - 1:17.108	13 - <b>1:16.446</b>	
4 - 1:19.576	9 - 1:16.638	14 - 1:16.736	
5 - 1:17.722	10 - 1:18.141	15 - 1:16.775	

CAR 89 - NO WORKING TRANSPONDER. CAR 10 - Transponder intermittent  
Weather/Track: Bright/Dry

# HSCC Martini Trophy

## RACE 4 - QUALIFYING LAP ANALYSIS - Donington Park - 3/4/5 May 2014

(contd.)

<b>51</b>	<b>Robert OLDERSHAW</b>	<b>GB</b>	Lola T212
1 - X:00.000	6 - 1:13.525	11 - 1:11.832	16 - 3:33.736
2 - 1:26.906	7 - 1:12.953	12 - 1:11.137	17 - <b>1:11.051</b>
3 - 1:16.575	8 - 1:14.075	13 - 1:14.980	18 - 1:12.432
4 - 1:15.295	9 - 1:13.800	14 - 1:14.855	
5 - 1:16.294	10 - 1:13.467	15 - 1:20.621P	
<b>67</b>	<b>Michele LIGUORI</b>	<b>IT</b>	Lola T296
1 - X:00.000	6 - 1:13.037	11 - 1:12.043	
2 - 1:33.776	7 - 1:25.046P	12 - 1:11.384	
3 - 1:25.139	8 - 5:25.293	13 - 4:59.015	
4 - 1:49.284	9 - 1:11.814		
5 - 1:19.069	10 - <b>1:11.037</b>		
<b>70</b>	<b>Dion KREMER</b>	<b>GB</b>	Elva Mk8
1 - X:00.000	6 - 1:19.176	11 - 1:28.836P	16 - 1:22.882
2 - 1:30.501	7 - 1:18.714	12 - 4:55.336	
3 - 1:22.891	8 - 1:18.983	13 - 1:17.361	
4 - 1:17.817	9 - 1:17.860	14 - 1:17.164	
5 - 1:19.979	10 - 1:17.659	15 - <b>1:17.014</b>	
<b>72</b>	<b>Jonathan LOADER</b>	<b>GB</b>	Chevron B19
1 - X:00.000	6 - 1:13.366	11 - 1:12.938	16 - 1:12.755
2 - 1:22.863	7 - 1:12.886	12 - 1:12.948	17 - 1:15.408
3 - 1:27.358P	8 - 1:12.615	13 - <b>1:11.736</b>	18 - 1:30.433P
4 - 2:45.262	9 - 1:13.740	14 - 1:11.850	
5 - 1:15.001	10 - 1:25.354	15 - 1:14.047	
<b>77</b>	<b>Ian FLUX</b>	<b>GB</b>	Osella PA3
1 - X:00.000	6 - 2:44.736	11 - <b>1:07.302</b>	
2 - 1:17.037	7 - 1:07.317	12 - 1:25.721P	
3 - 1:11.245	8 - 1:14.521		
4 - 1:08.255	9 - 1:18.635		
5 - 1:19.797P	10 - 1:10.984		
<b>85</b>	<b>Simon ASHWORTH</b>	<b>GB</b>	Chevron B16
1 - X:00.000	6 - 1:19.889	11 - 1:18.202	16 - 1:18.164
2 - 1:27.039	7 - 1:18.785	12 - 1:18.613	17 - 1:18.349
3 - 1:21.580	8 - 1:22.742	13 - 1:19.564	18 - <b>1:17.154</b>
4 - 1:21.882	9 - 1:20.347	14 - 1:18.264	19 - 1:45.573P
5 - 1:21.067	10 - 1:19.138	15 - 1:18.211	

CAR 89 - NO WORKING TRANSPONDER. CAR 10 - Transponder intermittent  
Weather/Track: Bright/Dry



# HSCC Martini Trophy

## RACE 4 - QUALIFYING LAP ANALYSIS - Donington Park - 3/4/5 May 2014

(contd.)


<b>88</b>	<b>Kevin COOKE</b>	<b>GB</b>	<b>Royale RP17</b>
1 - X:00.000	6 - 1:16.225	11 - 1:17.269	16 - 1:15.857
2 - 1:27.722	7 - 1:27.568P	12 - 1:16.193	17 - <b>1:14.641</b>
3 - 1:20.048	8 - 2:54.058	13 - 1:16.463	18 - 1:16.458
4 - 1:18.323	9 - 1:17.156	14 - 1:17.917	
5 - 1:16.556	10 - 1:16.687	15 - 1:16.167	

<b>89</b>	<b>Benedini **/Benedini</b>	<b>Chevron B16</b>
1 - X:00.000	6 - 1:20.032	11 - 1:28.321P
2 - 1:33.902	7 - 1:36.598P	12 - 3:16.760
3 - 1:24.391	8 - 4:11.413	13 - <b>1:17.606</b>
4 - 1:20.100	9 - 1:24.397	14 - 1:22.402P
5 - 1:18.377	10 - 1:19.814	

**CAR 89 - NO WORKING TRANSPONDER. CAR 10 - Transponder intermittent**  
**Weather/Track: Bright/Dry**

**HSCC Martini Trophy**  
**RACE 4 - GRID - Donington Park - 3/4/5 May 2014**

ROW 7	89	Benedini **/Benedini	15	COOKSLEY
ROW 6	70	KREMER	85	ASHWORTH
ROW 5	17	Carrington-Yat/Carrington-Yates	42	TAYLOR
ROW 4	7	HIRE	88	COOKE
ROW 3	72	LOADER	29	RICHARDSON
ROW 2	67	LIGUORI	51	OLDERSHAW
ROW 1	77	FLUX	10	GATHERCOLE**
POLE				
				

**CAR 89 - NO WORKING TRANSPONDER. CAR 10 - Transponder intermittent**  
**Weather/Track: Bright/Dry**  
**These results are provisional until the conclusion of any judicial and technical matters.**

Donington Park  
Circuit Length = 1.9790 miles.  
Start: 11:05 End: 11:30

Clerk of the Course:		Timekeeper:
----------------------	--	-------------

**HRDC Celebration of the BTCC for Touring Cars  
RACE 5 - QUALIFYING - Donington Park - 3/4/5 May 2014**

POS	NO	CL	DRIVER	CAR	TIME	LAPS	GAP	MPH
1	16	CLA	Tomlin/Stretton	Ford Lotus Cortina	1:26.358	16		82.49
2	119	PIE	Whale/Dutton	Studebaker Lark Daytona 500	1:28.235	15	1.877	80.74
3	4	CLA	Wise/Young	Ford Lotus Cortina	1:28.573	2	2.215	80.43
4	51	PIE	King	Ford Mustang	1:28.777	13	2.419	80.25
5	34	SEA	Gordon/Meadon	Alfa Romeo Guilietta Ti	1:29.765	14	3.407	79.36
6	1	URE	Harrison **/Watts	Volvo Amazon	1:30.019	11	3.661	79.14
7	64	CLA	McInerney	BMW 1800TiSa	1:30.404	8	4.046	78.80
8	72	RHO	Harrison/Williams	Austin Cooper S	1:30.675	15	4.317	78.57
9	79	CLA	Martin	Ford Lotus Cortina	1:30.729	15	4.371	78.52
10	32	CLA	Lark	Alfa Romeo Guilia Sprint GT	1:31.191	12	4.833	78.12
11	65	FIT	Turrall/Frankel	Alfa Romeo Guilia Sprint GT	1:31.869	13	5.511	77.55
12	158	URE	Naismith/Perryman	Austin A95 Westminster	1:31.992	14	5.634	77.44
13	48	SOP	Butterfield/Dorlin	Jaguar Mk1	1:32.228	15	5.870	77.24
14	45	CLA	Ketval/Hancock	Alfa Romeo Gulia Super	1:33.434	12	7.076	76.25
15	69	SOP	Verey/Welch	Jensen 541R	1:33.704	15	7.346	76.03
16	122	URE	Rainford	Volvo Amazon	1:35.045	10	8.687	74.95
17	96	URE	Watts/Giordanelli	Ford Zephyr - Zodiac	1:35.363	13	9.005	74.70
18	70	SHE	Allen	Austin A35	1:35.586	15	9.228	74.53
19	66	FIT	Shaw/Matthews	Alfa Romeo Guilia Sprint GT	1:36.260	13	9.902	74.01
20	33	SEA	Cawthorn/Cawthorn	Wolseley 1500	1:36.626	14	10.268	73.73
21	52	SHE	Clayton	Austin A35	1:36.710	12	10.352	73.66
22	2	RHO	Crossley	Morris Mini	1:37.769	13	11.411	72.87
23	154	FIT	Hall/Mills	Vauxhall VX4/90	1:37.934	13	11.576	72.74
24	55	URE	Dyson **	Ford Zephyr Mk2	1:38.265	12	11.907	72.50
25	23	SOP	Love **/Love	Jaguar MkVII	1:38.609	12	12.251	72.24
26	35	SHE	Lillywhite **/Keegan	Austin A35	1:39.666	12	13.308	71.48
27	11	RHO	Atkinson	MG 1100	1:39.932	14	13.574	71.29
28	90	FIT	Clayson	Vauxhall VX4/90	1:41.165	11	14.807	70.42
29	12	CLA	Frankel **/Frankel	Alfa Romeo Guilia Super	1:41.265	3	14.907	70.35
30	99	FIT	Dowsett	Hillman Rallye Imp	1:41.507	14	15.149	70.18
31	91	SEA	Watson	Alfa Romeo Guilletta Ti	1:42.345	14	15.987	69.61
32	9	FIT	Stevens/Beever	Ford Anglia	1:43.802	13	17.444	68.63
33	54	SOP	Wylie	Armsrong Sapphire	1:44.690	14	18.332	68.05
34	58	SOP	Wheelwright/Bye	Rover P4 105S	1:44.794	12	18.436	67.98
35	49	SOP	Wilkinson/Bennett	Jaguar Mk1	1:45.364	10	19.006	67.61
36	155	SHE	Robson/Persauld	Standard Pennant	1:50.339	12	23.981	64.56
37	6	FIT	MacKrill	Triumph Vitesse	1:52.469	4	26.111	63.34

**\*\* CARS 1, 12, 23, 35, 55 - NO WORKING TRANSPONDER**

**Weather/Track: Bright/Dry**

**These results are provisional until the conclusion of any judicial and technical matters.**

Donington Park

Circuit Length = 1.9790 miles.

Start: 11:35 End: 12:00

Clerk of the Course:

Timekeeper:

**HRDC Celebration of the BTCC for Touring Cars**  
**RACE 5 - QUALIFYING LAP ANALYSIS - Donington Park - 3/4/5 May 2014**

<b>1</b>	<b>Harrison **/Watts</b>	Volvo Amazon
1 - 9:19.587	6 - <b>1:30.019</b>	11 - 2:14.917P
2 - 1:35.732	7 - 1:40.389P	
3 - 1:37.765	8 - 7:03.973	
4 - 1:30.925	9 - 1:35.348	
5 - 1:33.343	10 - 1:35.749	
<b>2</b>	<b>Crossley</b>	Morris Mini
1 - 9:14.815	6 - 2:34.047	11 - 3:12.438
2 - 1:52.001	7 - 1:45.034	12 - 1:46.221
3 - 1:47.144	8 - 1:39.847	13 - 1:43.187
4 - 1:41.683	9 - <b>1:37.769</b>	
5 - 1:53.914P	10 - 1:48.891P	
<b>4</b>	<b>Wise/Young</b>	Ford Lotus Cortina
1 - 8:38.110		
2 - <b>1:28.573</b>		
<b>6</b>	<b>MacKrill</b>	Triumph Vitesse
1 - 9:30.237		
2 - 1:55.501		
3 - <b>1:52.469</b>		
4 - 2:02.377P		
<b>9</b>	<b>Stevens/Beever</b>	Ford Anglia
1 - 9:33.069	6 - 1:57.179P	11 - 1:45.864
2 - 1:50.375	7 - 3:02.380	12 - 1:48.667
3 - 1:49.491	8 - 1:46.384	13 - <b>1:43.802</b>
4 - 1:51.090	9 - 1:46.475	
5 - 1:56.910	10 - 1:45.613	
<b>11</b>	<b>Atkinson</b>	MG 1100
1 - 9:08.835	6 - 1:49.814	11 - 1:46.053
2 - 1:56.638	7 - 1:45.983	12 - 1:42.509
3 - 1:52.133	8 - 1:44.022	13 - 1:39.955
4 - 1:53.838	9 - 1:42.472	14 - <b>1:39.932</b>
5 - 1:48.011	10 - 1:42.316	

**\*\* CARS 1, 12, 23, 35, 55 - NO WORKING TRANSPONDER**  
**Weather/Track: Bright/Dry**

**HRDC Celebration of the BTCC for Touring Cars**  
**RACE 5 - QUALIFYING LAP ANALYSIS - Donington Park - 3/4/5 May 2014**  
 (contd.)

<b>12</b>	<b>Frankel **/Frankel</b>	Alfa Romeo Guilias Super
1 - 9:42.393 2 - <b>1:41.265</b> 3 - 1:41.345		
<b>16</b>	<b>Tomlin/Stretton</b>	Ford Lotus Cortina
1 - 8:10.639    6 - 1:27.986    11 - 1:36.816P    16 - 1:34.299P 2 - 1:28.200    7 - 1:28.059    12 - 2:44.491 3 - 1:29.869    8 - 1:29.959    13 - 1:27.208 4 - 1:39.712    9 - 1:27.966    14 - 1:32.206 5 - 1:27.444    10 - 1:27.270    15 - <b>1:26.358</b>		
<b>23</b>	<b>Love **/Love</b>	Jaguar MkVII
1 - 9:09.448    6 - 1:47.496P    11 - <b>1:38.609</b> 2 - 1:43.183    7 - 5:09.558    12 - 1:39.807 3 - 1:41.946    8 - 1:42.383 4 - 1:40.548    9 - 1:40.158 5 - 1:40.504    10 - 1:39.245		
<b>32</b>	<b>Lark</b>	Alfa Romeo Guilias Sprint GT
1 - 8:58.543    6 - 1:32.801    11 - 1:32.926 2 - 1:35.612    7 - 1:33.041    12 - 1:51.025P 3 - 1:36.121    8 - 1:32.498 4 - 1:38.311    9 - <b>1:31.191</b> 5 - 1:34.631    10 - 1:32.427		
<b>33</b>	<b>Cawthorn/Cawthorn</b>	Wolseley 1500
1 - 9:10.635    6 - 2:45.869    11 - 1:39.121 2 - 1:44.287    7 - 1:36.706    12 - 1:38.492 3 - 1:43.200    8 - <b>1:36.626</b> 13 - 1:38.160 4 - 1:40.818    9 - 1:38.423    14 - 1:39.320 5 - 1:55.098P    10 - 1:41.092		
<b>34</b>	<b>Gordon/Meadon</b>	Alfa Romeo Giulietta Ti
1 - X:00.000    6 - 1:40.941    11 - <b>1:29.765</b> 2 - 1:38.929    7 - 1:35.257    12 - 1:30.724 3 - 1:38.018    8 - 1:45.849P    13 - 1:30.413 4 - 1:38.107    9 - 2:23.063    14 - 1:30.220 5 - 1:35.276    10 - 1:32.430		

\*\* CARS 1, 12, 23, 35, 55 - NO WORKING TRANSPONDER  
 Weather/Track: Bright/Dry

**HRDC Celebration of the BTCC for Touring Cars**  
**RACE 5 - QUALIFYING LAP ANALYSIS - Donington Park - 3/4/5 May 2014**  
 (contd.)

<b>35</b>	<b>Lillywhite **/Keegan</b>	Austin A35
1 - 9:26.146	6 - 1:42.315	11 - 1:40.854
2 - 1:48.739	7 - 1:41.194	12 - 1:40.474
3 - 1:48.409	8 - 1:42.366	
4 - 1:53.534P	9 - <b>1:39.666</b>	
5 - 4:43.929	10 - 1:43.898	
<b>45</b>	<b>Ketval/Hancock</b>	Alfa Romeo Gulia Super
1 - X:00.000	6 - 5:35.486	11 - 1:38.477
2 - 1:34.049	7 - 1:41.340	12 - 1:36.989
3 - <b>1:33.434</b>	8 - 1:45.401	
4 - 1:37.942	9 - 1:41.316	
5 - 1:44.138P	10 - 1:46.057	
<b>48</b>	<b>Butterfield/Dorlin</b>	Jaguar Mk1
1 - 8:33.273	6 - 1:33.011	11 - 1:35.876
2 - 1:34.683	7 - 1:32.739	12 - 1:33.491
3 - 1:35.945	8 - 1:33.073	13 - 1:34.586
4 - 1:33.512	9 - 1:41.769P	14 - 1:34.706
5 - 1:35.063	10 - 2:14.549	15 - <b>1:32.228</b>
<b>49</b>	<b>Wilkinson/Bennett</b>	Jaguar Mk1
1 - 9:26.689	6 - 1:53.051	
2 - 1:45.398	7 - 1:59.194P	
3 - 1:46.983	8 - 5:18.520	
4 - 1:48.437	9 - <b>1:45.364</b>	
5 - 1:48.321	10 - 1:56.148P	
<b>51</b>	<b>King</b>	Ford Mustang
1 - 9:30.276	6 - 1:28.881	11 - 1:30.291
2 - 1:34.769	7 - 1:29.086	12 - 1:28.817
3 - 1:30.456	8 - 1:29.910	13 - 1:29.090
4 - 1:41.930P	9 - <b>1:28.777</b>	
5 - 5:38.557	10 - 1:31.729	
<b>52</b>	<b>Clayton</b>	Austin A35
1 - 8:46.610	6 - <b>1:36.710</b>	11 - 1:37.982
2 - 1:38.867	7 - 1:39.418	12 - 1:57.516P
3 - 1:54.175	8 - 1:38.739	
4 - 1:39.084	9 - 1:37.995	
5 - 1:40.256	10 - 1:37.274	

**\*\* CARS 1, 12, 23, 35, 55 - NO WORKING TRANSPONDER**  
**Weather/Track: Bright/Dry**

**HRDC Celebration of the BTCC for Touring Cars**  
**RACE 5 - QUALIFYING LAP ANALYSIS - Donington Park - 3/4/5 May 2014**  
 (contd.)

<b>54</b>	<b>Wylie</b>	Armsrong Sapphire			
1 -	8:33.273	6 -	1:46.695	11 -	1:45.031
2 -	1:50.191	7 -	1:46.513	12 -	1:47.642
3 -	1:48.749	8 -	1:47.160	13 -	1:48.075
4 -	1:45.897	9 -	1:46.831	14 -	1:44.730
5 -	1:48.213	10 -	<b>1:44.690</b>		
<b>55</b>	<b>Dyson **</b>	Ford Zephyr Mk2			
1 -	8:31.009	6 -	1:38.585	11 -	1:48.280P
2 -	1:39.034	7 -	1:39.419	12 -	3:44.392
3 -	<b>1:38.265</b>	8 -	1:44.359P		
4 -	1:40.463	9 -	4:07.483		
5 -	1:38.353	10 -	1:42.032		
<b>58</b>	<b>Wheelwright/Bye</b>	Rover P4 105S			
1 -	8:59.509	6 -	1:55.492	11 -	<b>1:44.794</b>
2 -	2:01.703	7 -	1:55.013	12 -	1:45.499
3 -	2:02.393	8 -	1:59.516P		
4 -	1:59.940	9 -	2:51.504		
5 -	1:57.275	10 -	1:46.810		
<b>64</b>	<b>McInerney</b>	BMW 1800TiSa			
1 -	9:52.950P	6 -	1:36.100		
2 -	3:57.598P	7 -	1:35.033		
3 -	5:17.929	8 -	1:39.648P		
4 -	1:42.689				
5 -	<b>1:30.404</b>				
<b>65</b>	<b>Turrall/Frankel</b>	Alfa Romeo Guillia Sprint GT			
1 -	9:32.678	6 -	1:34.137	11 -	1:41.305
2 -	1:39.474	7 -	1:34.927	12 -	1:38.344
3 -	1:38.473	8 -	1:42.589	13 -	1:38.761
4 -	<b>1:31.869</b>	9 -	1:46.834P		
5 -	1:33.375	10 -	3:37.313		
<b>66</b>	<b>Shaw/Matthews</b>	Alfa Romeo Guillia Sprint GT			
1 -	9:14.809	6 -	<b>1:36.260</b>	11 -	1:42.928
2 -	1:40.386	7 -	1:40.643P	12 -	1:42.381
3 -	1:40.041	8 -	3:52.225	13 -	1:40.596
4 -	1:40.329	9 -	1:45.997		
5 -	1:37.732	10 -	1:42.490		

\*\* CARS 1, 12, 23, 35, 55 - NO WORKING TRANSPONDER  
 Weather/Track: Bright/Dry

**HRDC Celebration of the BTCC for Touring Cars**  
**RACE 5 - QUALIFYING LAP ANALYSIS - Donington Park - 3/4/5 May 2014**  
 (contd.)

<b>69</b>	<b>Verey/Welch</b>	Jensen 541R
1 - 8:22.770	6 - 1:39.359	11 - 1:36.667
2 - 1:42.770	7 - 1:40.382	12 - 1:33.957
3 - 1:40.713	8 - 1:37.302	13 - <b>1:33.704</b>
4 - 1:37.969	9 - 1:47.802P	14 - 1:35.768
5 - 1:39.838	10 - 2:36.621	15 - 1:33.805
<b>70</b>	<b>Allen</b>	Austin A35
1 - 8:29.937	6 - 1:43.043	11 - 1:37.669
2 - 1:42.285	7 - 1:37.613	12 - 1:37.525
3 - 1:38.175	8 - 1:41.328	13 - <b>1:35.586</b>
4 - 1:39.619	9 - 1:36.913	14 - 1:40.894
5 - 1:38.388	10 - 1:37.066	15 - 1:36.670
<b>72</b>	<b>Harrison/Williams</b>	Austin Cooper S
1 - 8:26.201	6 - 1:31.408	11 - 1:32.020
2 - 1:36.508	7 - 1:32.814	12 - 1:30.927
3 - 1:32.005	8 - 1:32.155	13 - 1:35.120
4 - 1:34.830	9 - 1:40.440P	14 - 1:31.302
5 - 1:37.509	10 - 2:28.941	15 - <b>1:30.675</b>
<b>79</b>	<b>Martin</b>	Ford Lotus Cortina
1 - 8:22.810	6 - 1:32.660	11 - 1:32.190
2 - 1:57.591	7 - 1:31.741	12 - 1:31.749
3 - 1:32.130	8 - 1:41.350P	13 - 1:33.097
4 - 1:34.226	9 - 3:23.028	14 - 1:33.108
5 - 1:36.200	10 - 1:31.590	15 - <b>1:30.729</b>
<b>90</b>	<b>Clayson</b>	Vauxhall VX4/90
1 - 9:00.690	6 - 1:41.524	11 - 1:52.928P
2 - 1:45.056	7 - 1:51.063	
3 - 1:42.782	8 - 1:42.622	
4 - 1:50.258P	9 - 1:41.936	
5 - 3:00.185	10 - <b>1:41.165</b>	
<b>91</b>	<b>Watson</b>	Alfa Romeo Guiletta Ti
1 - 9:38.680	6 - 1:43.776	11 - 1:44.968
2 - 1:49.339	7 - 1:44.389	12 - 1:42.756
3 - 1:46.055	8 - 1:45.192	13 - <b>1:42.345</b>
4 - 1:48.114	9 - 1:43.190	14 - 1:44.511
5 - 1:45.605	10 - 1:42.841	

\*\* CARS 1, 12, 23, 35, 55 - NO WORKING TRANSPONDER  
 Weather/Track: Bright/Dry



**HRDC Celebration of the BTCC for Touring Cars**  
**RACE 5 - QUALIFYING LAP ANALYSIS - Donington Park - 3/4/5 May 2014**  
 (contd.)

<b>96</b>	<b>Watts/Giordanelli</b>	Ford Zephyr - Zodiac		
1 - 9:22.128	6 - 1:38.310	11 - <b>1:35.363</b>		
2 - 1:46.164	7 - 1:36.166	12 - 1:37.560		
3 - 2:01.442P	8 - 1:35.408	13 - 1:36.832		
4 - 2:50.469P	9 - 1:37.219			
5 - 3:00.925	10 - 1:38.754			
<b>99</b>	<b>Dowsett</b>	Hillman Rallye Imp		
1 - 9:28.723	6 - <b>1:41.507</b>	11 - 1:41.852		
2 - 1:51.400	7 - 1:41.716	12 - 1:50.772		
3 - 1:44.038	8 - 1:42.892	13 - 1:43.559		
4 - 1:46.220	9 - 1:42.521	14 - 1:43.019		
5 - 1:45.441	10 - 1:43.671			
<b>119</b>	<b>Whale/Dutton</b>	Studebaker Lark Daytona 500		
1 - 8:30.481	6 - <b>1:28.235</b>	11 - 1:31.758		
2 - 1:31.080	7 - 1:44.898P	12 - 1:32.607		
3 - 1:29.486	8 - 3:17.655	13 - 1:33.521		
4 - 1:31.657	9 - 1:33.547	14 - 1:31.761		
5 - 1:30.814	10 - 1:32.842	15 - 1:30.830		
<b>122</b>	<b>Rainford</b>	Volvo Amazon		
1 - 8:35.672	6 - <b>1:35.045</b>			
2 - 1:38.933	7 - 1:37.416			
3 - 1:36.210	8 - 1:35.451			
4 - 1:36.730	9 - 1:35.815			
5 - 1:36.962	10 - 1:56.606P			
<b>154</b>	<b>Hall/Mills</b>	Vauxhall VX4/90		
1 - 9:00.233	6 - 1:42.572	11 - 1:42.001		
2 - 1:49.701	7 - 1:40.136	12 - <b>1:37.934</b>		
3 - 1:49.299	8 - 1:43.472	13 - 1:38.512		
4 - 1:50.945P	9 - 1:39.352			
5 - 3:34.077	10 - 1:41.438			
<b>155</b>	<b>Robson/Persaud</b>	Standard Pennant		
1 - 9:16.112	6 - 2:14.622P	11 - <b>1:50.339</b>		
2 - 2:13.015	7 - 3:18.726	12 - 1:51.360		
3 - 2:08.120	8 - 1:56.205			
4 - 2:09.310	9 - 1:52.425			
5 - 2:02.831	10 - 1:51.750			

\*\* CARS 1, 12, 23, 35, 55 - NO WORKING TRANSPONDER  
 Weather/Track: Bright/Dry

**HRDC Celebration of the BTCC for Touring Cars**  
**RACE 5 - QUALIFYING LAP ANALYSIS - Donington Park - 3/4/5 May 2014**  
(contd.)

<b>158</b>	<b>Naismith/Perryman</b>	Austin A95 Westminster
1 - 8:44.849	6 - 1:32.755	11 - 1:34.125
2 - 1:47.676P	7 - <b>1:31.992</b>	12 - 1:32.909
3 - 2:34.364	8 - 1:32.718	13 - 1:34.327
4 - 1:38.540	9 - 1:42.088P	14 - 1:38.311
5 - 1:32.723	10 - 3:27.285	

**\*\* CARS 1, 12, 23, 35, 55 - NO WORKING TRANSPONDER**  
**Weather/Track: Bright/Dry**

**HRDC Celebration of the BTCC for Touring Cars  
RACE 5 - GRID - Donington Park - 3/4/5 May 2014**

ROW 18	155	Robson/Persauld	6	MacKrill
ROW 17	58	Wheelwright/Bye	49	Wilkinson/Bennett
ROW 16	9	Stevens/Beever	54	Wylie
ROW 15	99	Dowsett	91	Watson
ROW 14	11	Atkinson	90	Clayson
ROW 13	23	Love **/Love	35	Lillywhite **/Keegan
ROW 12	154	Hall/Mills	55	Dyson **
ROW 11	52	Clayton	2	Crossley
ROW 10	66	Shaw/Matthews	33	Cawthorn/Cawthorn
ROW 9	96	Watts/Giordanelli	70	Allen
ROW 8	69	Verey/Welch	122	Rainford
ROW 7	48	Butterfield/Dorlin	45	Ketval/Hancock
ROW 6	65	Turral/Frankel	158	Naismith/Perryman
ROW 5	79	Martin	32	Lark
ROW 4	64	McInerney	72	Harrison/Williams
ROW 3	34	Gordon/Meadon	1	Harrison **/Watts
ROW 2	4	Wise/Young	51	King
ROW 1	16	Tomlin/Stretton	119	Whale/Dutton

**POLE**

**\*\* CARS 1, 12, 23, 35, 55 - NO WORKING TRANSPONDER**

**Weather/Track: Bright/Dry**

**These results are provisional until the conclusion of any judicial and technical matters.**

Donington Park

Circuit Length = 1.9790 miles.

Start: 11:35 End: 12:00

Clerk of the Course:

Timekeeper:

**RAC Woodcote Trophy**  
**RACE 8 - QUALIFYING - Donington Park - 3/4/5 May 2014**

POS	NO	CL	DRIVER(S)	CAR	TIME	LAPS	GAP	MPH
1	7	4A	<b>Pearson/Pearson</b>	Jaguar D-type	1:23.270	18		85.55
2	11	4A	<b>Wakeman/Blakeney Edwards</b>	Cooper T38	1:23.663	19	0.393	85.15
3	5	4A	<b>Monteverde/Pearson</b>	Jaguar D-type	1:24.849	14	1.579	83.96
4	1	3A	<b>Paul/Bourne</b>	Lotus Mk X	1:25.358	12	2.088	83.46
5	6	2	<b>Ure/Wigley</b>	Cooper Bristol T24/25	1:27.656	13	4.386	81.27
6	21	4A	<b>Wyndham</b>	Jaguar D-Type	1:27.687	19	4.417	81.24
7	34	3	<b>Midgley/Woodgate</b>	Aston Martin DB3	1:28.294	16	5.024	80.69
8	24	2	<b>Harrison/Watts</b>	Cooper Bristol T25	1:28.453	12	5.183	80.54
9	22	3A	<b>Le Blanc</b>	Austin-Healey 100S	1:28.479	15	5.209	80.52
10	27	3A	<b>Friedrichs</b>	Aston Martin DB3S	1:29.071	18	5.801	79.98
11	12	4A	<b>Cusson</b>	Jaguar C-type	1:29.185	14	5.915	79.88
12	10	4	<b>Butler/Rich</b>	Jaguar C-type	1:29.433	18	6.163	79.66
13	8	3A	<b>Muller</b>	Aston Martin DB3S	1:29.494	19	6.224	79.60
14	4	2	<b>Champion/Stretton</b>	Frazer Nash Mille Miglia	1:29.933	19	6.663	79.21
15	23	4	<b>Wood/Cannell</b>	RGS Atalanta	1:30.046	16	6.776	79.12
16	550	3A	<b>Coldfield/Welch</b>	Austin-Healey 100/4	1:30.180	19	6.910	79.00
17	44	3A	<b>Thorne/Bennett-Baggs</b>	Austin-Healey 100M	1:30.494	16	7.224	78.72
18	16	3	<b>Jolly</b>	Aston Martin DB2	1:31.651	13	8.381	77.73
19	18	3A	<b>Rawe</b>	Austin-Healey 100M	1:32.011	14	8.741	77.43
20	56	3A	<b>Nyblaeus</b>	Austin-Healey 100M	1:32.138	14	8.868	77.32
21	57	3A	<b>Verey/Welch</b>	Austin-Healey 100M	1:34.349	12	11.079	75.51
22	25	3	<b>Ruddell</b>	Aston Martin DB2/4 Mkl	1:34.621	12	11.351	75.29
23	36	3	<b>Batchelor</b>	Aston Martin DB2/4	1:35.516	13	12.246	74.58
24	41	3A	<b>Large</b>	Austin-Healey 100S	1:35.900	18	12.630	74.29
25	52	3	<b>Galliers-Pratt</b>	Frazer Nash Targa Florio	1:36.667	15	13.397	73.70
26	134	3A	<b>Turner</b>	Austin-Healey Special Test Car	1:37.475	18	14.205	73.09
27	2	3	<b>Muller</b>	Aston Martin DB3 Coupe	1:37.628	17	14.358	72.97
28	117	INV	<b>Haythornwaite</b>	Austin-Healey 100/6	1:38.788	14	15.518	72.11
29	121	3	<b>Allen</b>	Aston Martin DB2 LW Le Mans	1:38.917	10	15.647	72.02
30	30	3	<b>Guest</b>	RGS Atalanta	1:42.492	6	19.222	69.51

**Weather/Track: Bright/Dry**

**These results are provisional until the conclusion of any judicial and technical matters.**

Donington Park  
 Circuit Length = 1.9790 miles.  
 Start: 12:10 End: 12:40

Clerk of the Course:	Timekeeper:
----------------------	-------------

# RAC Woodcote Trophy

## RACE 8 - QUALIFYING LAP ANALYSIS - Donington Park - 3/4/5 May 2014

<b>1</b>	<b>Paul/Bourne</b>	Lotus Mk X			
1 - X:00.000	6 - 1:36.588P	11 - <b>1:25.358</b>			
2 - 1:30.580	7 - 2:41.335	12 - 1:57.352P			
3 - 1:31.171	8 - 1:25.940				
4 - 1:29.054	9 - 1:28.723				
5 - 1:27.495	10 - 1:26.738				
<b>2</b>	<b>Muller</b>	Aston Martin DB3 Coupe			
1 - X:00.000	6 - 1:40.217	11 - <b>1:37.628</b>	16 - 1:39.177		
2 - 1:47.194	7 - 1:38.624	12 - 1:37.736	17 - 1:39.149		
3 - 1:44.209	8 - 1:39.263	13 - 1:38.549			
4 - 1:40.908	9 - 1:38.442	14 - 2:07.466			
5 - 1:42.144	10 - 1:38.820	15 - 1:39.870			
<b>4</b>	<b>Champion/Stretton</b>	Frazer Nash Mille Miglia			
1 - X:00.000	6 - 1:30.849	11 - 1:36.301	16 - 1:33.413		
2 - 1:30.796	7 - <b>1:29.933</b>	12 - 1:32.906	17 - 1:34.026		
3 - 1:32.980	8 - 1:39.682P	13 - 1:32.799	18 - 1:32.775		
4 - 1:30.422	9 - 2:17.969	14 - 1:34.110	19 - 1:32.759		
5 - 1:32.247	10 - 1:36.011	15 - 1:34.010			
<b>5</b>	<b>Monteverde/Pearson</b>	Jaguar D-type			
1 - X:00.000	6 - 1:36.425P	11 - 1:27.067			
2 - <b>1:24.849</b>	7 - 3:47.880	12 - 1:25.930			
3 - 1:26.226	8 - 1:28.832	13 - 1:26.559			
4 - 1:28.830	9 - 1:28.057	14 - 1:39.211P			
5 - 1:27.509	10 - 1:26.445				
<b>6</b>	<b>Ure/Wigley</b>	Cooper Bristol T24/25			
1 - X:00.000	6 - 1:36.421P	11 - 1:28.345			
2 - 1:40.118	7 - 4:56.984	12 - 1:34.346			
3 - 1:32.292	8 - 1:36.060	13 - 1:41.828P			
4 - 1:28.625	9 - 1:28.644				
5 - <b>1:27.656</b>	10 - 1:28.468				
<b>7</b>	<b>Pearson/Pearson</b>	Jaguar D-type			
1 - X:00.000	6 - 1:28.526	11 - 1:34.267P	16 - 1:26.602		
2 - 1:28.538	7 - 1:25.311	12 - 2:53.466	17 - <b>1:23.270</b>		
3 - 1:26.481	8 - 1:26.169	13 - 1:24.156	18 - 1:39.877P		
4 - 1:25.271	9 - 1:27.077	14 - 1:23.993			
5 - 1:27.778	10 - 1:25.605	15 - 1:25.906			

Weather/Track: Bright/Dry

www.mstworld.com

Page 1 of 5

Donington Park  
Circuit Length = 1.9790 miles.  
Start: 12:10 End: 12:40

Printed - 12:44 Saturday, 03 May 2014

# RAC Woodcote Trophy

## RACE 8 - QUALIFYING LAP ANALYSIS - Donington Park - 3/4/5 May 2014

(contd.)

<b>8</b>	<b>Muller</b>	Aston Martin DB3S			
1 - X:00.000	6 - 1:34.092	11 - 1:30.834	16 - 1:33.004		
2 - 1:36.433	7 - 1:31.080	12 - <b>1:29.494</b>	17 - 1:33.996		
3 - 1:33.678	8 - 1:30.614	13 - 1:30.976	18 - 1:32.561		
4 - 1:32.195	9 - 1:30.804	14 - 1:30.277	19 - 2:00.315P		
5 - 1:33.198	10 - 1:33.056	15 - 1:31.796			
<b>10</b>	<b>Butler/Rich</b>	Jaguar C-type			
1 - X:00.000	6 - 1:36.283	11 - 1:43.382P	16 - 1:32.155		
2 - 1:58.747	7 - 1:33.029	12 - 2:26.968	17 - 1:32.053		
3 - 1:36.686	8 - 1:33.688	13 - 1:32.262	18 - 1:29.560		
4 - 1:36.606	9 - 1:31.156	14 - 1:30.342			
5 - 1:33.336	10 - 1:31.506	15 - <b>1:29.433</b>			
<b>11</b>	<b>Wakeman/Blakeney Edwards</b>	Cooper T38			
1 - X:00.000	6 - 1:28.217	11 - 2:47.606	16 - 1:25.405		
2 - 1:27.275	7 - <b>1:23.663</b>	12 - 1:24.723	17 - 1:24.691		
3 - 1:29.960	8 - 1:23.940	13 - 1:26.997	18 - 1:36.616		
4 - 1:24.346	9 - 1:35.245	14 - 1:34.841P	19 - 1:24.275		
5 - 1:27.557	10 - 1:49.511P	15 - 2:23.274			
<b>12</b>	<b>Cusson</b>	Jaguar C-type			
1 - X:00.000	6 - 1:30.572	11 - 1:45.456P			
2 - 1:38.070	7 - 1:30.532	12 - 3:31.059			
3 - 1:32.863	8 - 1:31.340	13 - 1:32.818			
4 - 1:30.577	9 - 1:30.030	14 - 1:46.028P			
5 - 1:31.697	10 - <b>1:29.185</b>				
<b>16</b>	<b>Jolly</b>	Aston Martin DB2			
1 - X:00.000P	6 - 1:33.157	11 - 3:11.367			
2 - 2:41.306	7 - 1:33.357	12 - 1:35.408			
3 - 1:37.028	8 - 1:31.724	13 - 1:44.440P			
4 - 1:34.595	9 - <b>1:31.651</b>				
5 - 1:33.312	10 - 1:46.401P				
<b>18</b>	<b>Rawe</b>	Austin-Healey 100M			
1 - X:00.000P	6 - 1:33.240	11 - 1:34.128			
2 - 2:12.159	7 - 1:33.164	12 - 1:33.720			
3 - 1:37.783	8 - 1:32.959	13 - 1:32.426			
4 - 1:35.842	9 - 1:33.693	14 - 1:43.064P			
5 - 1:33.706	10 - <b>1:32.011</b>				

Weather/Track: Bright/Dry

www.mstworld.com

Page 2 of 5

Donington Park  
Circuit Length = 1.9790 miles.  
Start: 12:10 End: 12:40

Printed - 12:44 Saturday, 03 May 2014

# RAC Woodcote Trophy

## RACE 8 - QUALIFYING LAP ANALYSIS - Donington Park - 3/4/5 May 2014

(contd.)

<b>21</b>	<b>Wyndham</b>	Jaguar D-Type			
1 - X:00.000	6 - 1:31.030	11 - 1:28.269	16 - 2:45.712		
2 - 1:34.150	7 - 1:32.212	12 - 1:28.912	17 - 1:33.859		
3 - 1:29.479	8 - 1:28.136	13 - 1:28.621	18 - <b>1:27.687</b>		
4 - 1:28.471	9 - 1:29.541	14 - 1:28.413	19 - 1:29.213		
5 - 1:31.218	10 - 1:30.299	15 - 1:37.775P			
<b>22</b>	<b>Le Blanc</b>	Austin-Healey 100S			
1 - X:00.000	6 - 1:30.114	11 - 8:06.706			
2 - 1:30.407	7 - 1:32.363	12 - 1:51.930P			
3 - 1:30.894	8 - 1:28.854	13 - 2:51.450			
4 - 1:31.136	9 - 1:28.977	14 - 1:30.103			
5 - 1:32.369	10 - 1:38.473P	15 - <b>1:28.479</b>			
<b>23</b>	<b>Wood/Cannell</b>	RGS Atalanta			
1 - X:00.000	6 - 1:32.344	11 - 1:32.818	16 - 1:47.972P		
2 - 1:35.704	7 - 1:39.677P	12 - 1:35.167			
3 - 1:32.935	8 - 3:08.675	13 - 1:31.626			
4 - 1:33.336	9 - 1:32.667	14 - 1:33.900			
5 - 1:34.268	10 - 1:31.772	15 - <b>1:30.046</b>			
<b>24</b>	<b>Harrison/Watts</b>	Cooper Bristol T25			
1 - X:00.000P	6 - 1:28.944	11 - 1:31.651			
2 - 8:24.250P	7 - <b>1:28.453</b>	12 - 1:34.616P			
3 - 4:26.276	8 - 1:29.832				
4 - 1:30.746	9 - 1:29.921				
5 - 1:29.085	10 - 1:28.996				
<b>25</b>	<b>Ruddell</b>	Aston Martin DB2/4 Mkl			
1 - X:00.000	6 - 1:35.867	11 - 1:36.726			
2 - 1:41.649	7 - 1:36.033	12 - 1:39.039			
3 - 1:36.181	8 - 1:37.278				
4 - 1:37.148	9 - 1:35.764				
5 - 1:37.115	10 - <b>1:34.621</b>				
<b>27</b>	<b>Friedrichs</b>	Aston Martin DB3S			
1 - X:00.000	6 - 3:27.016	11 - 1:30.419	16 - 1:30.815		
2 - 1:35.712	7 - 1:31.853	12 - 1:29.785	17 - 1:29.541		
3 - 1:35.198	8 - 1:30.898	13 - 1:29.868	18 - <b>1:29.071</b>		
4 - 1:30.170	9 - 1:30.061	14 - 1:30.095			
5 - 1:33.342P	10 - 1:30.566	15 - 1:30.505			

Weather/Track: Bright/Dry

www.mstworld.com

Page 3 of 5

Donington Park  
Circuit Length = 1.9790 miles.  
Start: 12:10 End: 12:40

Printed - 12:44 Saturday, 03 May 2014

# RAC Woodcote Trophy

## RACE 8 - QUALIFYING LAP ANALYSIS - Donington Park - 3/4/5 May 2014

(contd.)

<b>30</b>	<b>Guest</b>	RGS Atalanta			
1 - X:00.000	6 - 1:57.019P				
2 - <b>1:42.492</b>					
3 - 1:51.435P					
4 - 5:57.042					
5 - 1:46.662					
<b>34</b>	<b>Midgley/Woodgate</b>	Aston Martin DB3			
1 - X:00.000	6 - 1:33.102	11 - 1:28.808	16 - 1:41.144P		
2 - 1:34.260	7 - 1:31.409	12 - 1:28.386			
3 - 1:30.760	8 - 1:30.716	13 - <b>1:28.294</b>			
4 - 1:31.195	9 - 1:34.029P	14 - 1:35.626			
5 - 1:31.704	10 - 2:55.825	15 - 1:35.902			
<b>36</b>	<b>Batchelor</b>	Aston Martin DB2/4			
1 - X:00.000	6 - 1:39.018	11 - 1:46.616			
2 - 1:47.564	7 - 1:51.277	12 - 1:45.121			
3 - 1:43.604	8 - 1:36.726	13 - 1:54.339P			
4 - 1:57.145P	9 - <b>1:35.516</b>				
5 - 5:27.331	10 - 1:36.037				
<b>41</b>	<b>Large</b>	Austin-Healey 100S			
1 - X:00.000	6 - 1:36.533	11 - 1:37.314	16 - 1:39.304		
2 - 1:38.971	7 - 1:37.304	12 - 1:36.075	17 - 1:37.328		
3 - 1:40.523	8 - 1:38.607	13 - 1:38.150	18 - 1:37.884		
4 - 1:39.217	9 - 1:39.234	14 - 1:36.982			
5 - 1:38.264	10 - <b>1:35.900</b>	15 - 1:39.249			
<b>44</b>	<b>Thorne/Bennett-Baggs</b>	Austin-Healey 100M			
1 - X:00.000	6 - 1:34.111	11 - 1:30.621	16 - 1:33.958		
2 - 1:37.885	7 - 1:41.709P	12 - 1:33.335			
3 - 1:38.679	8 - 3:05.434	13 - 1:37.968P			
4 - 1:36.499	9 - <b>1:30.494</b>	14 - 4:01.874			
5 - 1:33.932	10 - 1:30.996	15 - 1:34.667			
<b>52</b>	<b>Galliers-Pratt</b>	Frazer Nash Targa Florio			
1 - X:00.000	6 - 1:39.202	11 - 1:44.126P			
2 - 1:40.896	7 - 1:37.604	12 - 3:05.289			
3 - 1:38.114	8 - <b>1:36.667</b>	13 - 1:39.845			
4 - 1:39.028	9 - 1:37.104	14 - 1:37.152			
5 - 1:38.285	10 - 1:37.525	15 - 1:38.197			

Weather/Track: Bright/Dry

www.mstworld.com

Page 4 of 5

Donington Park  
Circuit Length = 1.9790 miles.  
Start: 12:10 End: 12:40

Printed - 12:44 Saturday, 03 May 2014



# RAC Woodcote Trophy

## RACE 8 - QUALIFYING LAP ANALYSIS - Donington Park - 3/4/5 May 2014

(contd.)

<b>56</b>	<b>Nyblaeus</b>	Austin-Healey 100M			
1 - X:00.000	6 - 1:37.261	11 - <b>1:32.138</b>			
2 - 1:37.576	7 - 1:33.912	12 - 1:32.218			
3 - 1:37.355	8 - 1:33.156	13 - 1:34.310			
4 - 1:34.233	9 - 1:32.809	14 - 2:00.007P			
5 - 1:36.006	10 - 1:32.465				
<b>57</b>	<b>Verey/Welch</b>	Austin-Healey 100M			
1 - X:00.000	6 - 2:47.584	11 - 1:34.585			
2 - 1:43.453	7 - 1:37.909	12 - 1:42.927P			
3 - 1:42.193	8 - 1:36.870				
4 - 1:42.263	9 - 1:35.618				
5 - 1:47.962P	10 - <b>1:34.349</b>				
<b>117</b>	<b>Haythornwaite</b>	Austin-Healey 100/6			
1 - X:00.000	6 - 1:43.926	11 - 2:51.038			
2 - 1:47.204	7 - 1:40.321	12 - 1:41.464			
3 - 1:41.841	8 - <b>1:38.788</b>	13 - 1:41.223			
4 - 1:40.636	9 - 1:39.460	14 - 1:53.169P			
5 - 1:42.508	10 - 1:52.570P				
<b>121</b>	<b>Allen</b>	Aston Martin DB2 LW Le Mans			
1 - X:00.000	6 - 3:11.951				
2 - 1:43.439	7 - 1:41.756				
3 - <b>1:38.917</b>	8 - 1:40.420				
4 - 1:39.223	9 - 1:41.995				
5 - 1:49.981P	10 - 1:47.995P				
<b>134</b>	<b>Turner</b>	Austin-Healey Special Test Car			
1 - X:00.000	6 - 1:38.385	11 - 1:38.189	16 - 1:39.459		
2 - 1:43.362	7 - 1:40.067	12 - 1:40.789	17 - 1:37.899		
3 - 1:42.266	8 - 1:38.934	13 - 1:40.579	18 - 1:39.259		
4 - 1:43.213	9 - 1:39.564	14 - <b>1:37.475</b>			
5 - 1:41.017	10 - 1:40.679	15 - 1:38.956			
<b>550</b>	<b>Coldfield/Welch</b>	Austin-Healey 100/4			
1 - X:00.000	6 - 1:31.131	11 - 1:30.503	16 - 1:33.635		
2 - 1:31.489	7 - 1:33.997	12 - 1:30.214	17 - 1:33.300		
3 - 1:35.610	8 - 1:31.146	13 - 1:30.180	18 - 1:35.143		
4 - <b>1:30.180</b>	9 - 1:30.764	14 - 1:37.128P	19 - 1:31.023		
5 - 1:32.307	10 - 1:31.052	15 - 2:32.730			

Weather/Track: Bright/Dry

www.mstworld.com

Page 5 of 5

Donington Park  
Circuit Length = 1.9790 miles.  
Start: 12:10 End: 12:40

Printed - 12:44 Saturday, 03 May 2014

**RAC Woodcote Trophy**  
**RACE 8 - GRID AMENDED - Donington Park - 3/4/5 May 2014**

ROW 16	51	Mann	9	Eastwick
ROW 15	121	Allen	30	Guest
ROW 14	2	Muller	117	Haythornwaite
ROW 13	52	Galliers-Pratt	134	Turner
ROW 12	36	Batchelor	41	Large
ROW 11	57	Verey/Welch	25	Ruddell
ROW 10	18	Rawe	56	Nyblaeus
ROW 9	44	Thorne/Bennett-Baggs	16	Jolly
ROW 8	23	Wood/Cannell	550	Coldfield/Welch
ROW 7	8	Muller	4	Champion/Stretton
ROW 6	12	Cusson	10	Butler/Rich
ROW 5	22	Le Blanc	27	Friedrichs
ROW 4	34	Midgley/Woodgate	24	Harrison/Watts
ROW 3	6	Ure/Wigley	21	Wyndham
ROW 2	5	Monteverde/Pearson	1	Paul/Bourne
ROW 1	7	Pearson/Pearson	11	Wakeman/Blakeney Edwards
<b>POLE</b>				

**CARS 51 & 9 - ALLOWED TO START FROM BACK OF GRID**

**Weather/Track: Bright/Dry**

**These results are provisional until the conclusion of any judicial and technical matters.**

Donington Park

Circuit Length = 1.9790 miles.

Start: 12:10 End: 12:40

Clerk of the Course:

Timekeeper:

**U2TC Pre-'66 Under 2 Litre Touring Cars**  
**RACE 11 - QUALIFYING - Donington Park - 3/4/5 May 2014**

POS	NO	CL	DRIVER(S)	CAR	TIME	LAPS	GAP	MPH
1	100	D	Shaw/Oliver	BMW 1800 TiSA	1:23.962	17		84.85
2	63	C	Tromans/Meaden	Ford Lotus Cortina Mk1	1:24.093	20	0.131	84.72
3	89	C	Banks/Banks	Alfa Romeo Giulia Sprint GTA	1:24.295	15	0.333	84.51
4	79	C	Jones	Ford Lotus Cortina Mk1	1:24.349	18	0.387	84.46
5	69	C	Avill/Winrow	Ford Lotus Cortina	1:24.400	20	0.438	84.41
6	70	C	Kremer	Ford Lotus Cortina	1:24.622	15	0.660	84.19
7	13	C	Wilson/Wolfe	Ford Lotus Cortina Mk 1	1:24.641	14	0.679	84.17
8	52	C	Brown/Dutton	Ford Lotus Cortina	1:24.864	18	0.902	83.95
9	47	C	Voyazides/Hadfield	Ford Lotus Cortina	1:24.876	14	0.914	83.93
10	16	C	Tomlin/Stretton	Ford Lotus Cortina	1:25.284	20	1.322	83.53
11	5	C	Monteverde/Pearson	Ford Consul Cortina	1:25.934	13	1.972	82.90
12	161	C	Letts/Letts	Ford Lotus Cortina	1:26.446	15	2.484	82.41
13	64	D	McInerney	BMW 1800 TiSa	1:26.561	14	2.599	82.30
14	148	D	James/Taft	BMW 1800 Ti	1:26.701	18	2.739	82.17
15	59	B	Beebee/Beebee	Austin Mini Cooper S	1:26.923	18	2.961	81.96
16	11	B	Lewis	Austin Mini Cooper S	1:26.924	19	2.962	81.96
17	111	D	Clark	BMW 1800 Ti/SA	1:27.127	17	3.165	81.77
18	74	C	Wright/Gans	Alfa Romeo Giulia GTA	1:27.206	19	3.244	81.69
19	14	B	Henderson/Swift	Morris Mini Cooper S	1:27.325	15	3.363	81.58
20	199	B	Majou	Austin Cooper S	1:28.445	19	4.483	80.55
21	20	B	Hunt/Blakeney-Edwards	Morris Mini Cooper	1:28.829	19	4.867	80.20
22	92	B	Jones	Morris Mini Cooper S	1:29.445	17	5.483	79.65
23	179	C	Martin	Ford Lotus Cortina	1:29.645	18	5.683	79.47
24	91	C	Lund/Strommen	Ford Lotus Cortina Mk1	1:30.149	16	6.187	79.02
25	68	C	Steele/Buxton	Ford Lotus Cortina	1:30.224	18	6.262	78.96
26	45	C	Ketvel/Hancock	Alfa Romeo Giulia	1:30.583	13	6.621	78.65
27	17	C	Henderson	Ford Lotus Cortina Mk 1	1:31.764	18	7.802	77.63
28	62	C	Wilwert/Mailliet	Alfa Romeo Giulia TI Super	1:32.697	17	8.735	76.85
29	34	INV	Gordon	Alfa Romeo Giulietta ti	1:33.022	15	9.060	76.58
30	104	D	Bryant/Bryant	BMW 1800 Ti	1:51.488	7	27.526	63.90

**CAR 4 ALSO TOOK PART IN SESSION (Red Lotus Cortina)**  
**Cars 52, 74, 161, 179 - No Working Transponders. Weather/Track: Sun/Dry**  
**These results are provisional until the conclusion of any judicial and technical matters.**

Donington Park  
Circuit Length = 1.9790 miles.  
Start: 13:44 End: 14:14

Clerk of the Course:	Timekeeper:
----------------------	-------------

## U2TC Pre-'66 Under 2 Litre Touring Cars

### RACE 11 - QUALIFYING LAP ANALYSIS - Donington Park - 3/4/5 May 2014

<b>4</b>	<b>TBD</b>				
1 - X:00.000 2 - 1:31.462 3 - 1:32.773 4 - <b>1:30.637</b> 5 - 1:37.380P					
<b>5</b>	<b>Monteverde/Pearson</b>	<b>Ford Consul Cortina</b>			
1 - X:00.000    6 - <b>1:25.934</b> 11 - 1:27.801 2 - 1:35.018P    7 - 1:35.331P    12 - 1:32.682P 3 - 4:41.248    8 - 2:35.151    13 - 3:59.997P 4 - 1:26.859    9 - 1:28.802 5 - 1:26.061    10 - 1:27.835					
<b>11</b>	<b>Lewis</b>	<b>Austin Mini Cooper S</b>			
1 - X:00.000    6 - 1:27.748    11 - 1:28.197    16 - 1:27.459 2 - 1:30.778    7 - 1:27.116    12 - 1:27.273    17 - 1:27.290 3 - 1:29.231    8 - 1:45.027P    13 - 1:31.321    18 - <b>1:26.924</b> 4 - 1:28.718    9 - 2:52.423    14 - 1:27.196    19 - 1:50.120P 5 - 1:27.752    10 - 1:27.162    15 - 1:27.189					
<b>13</b>	<b>Wilson/Wolfe</b>	<b>Ford Lotus Cortina Mk 1</b>			
1 - X:00.000    6 - 2:53.170    11 - 1:26.936 2 - 2:12.858    7 - 1:25.507    12 - 1:24.796 3 - 1:31.865    8 - 1:26.065    13 - <b>1:24.641</b> 4 - 1:27.532    9 - 1:53.370P    14 - 1:43.506P 5 - 1:38.250P    10 - 2:38.273					
<b>14</b>	<b>Henderson/Swift</b>	<b>Morris Mini Cooper S</b>			
1 - X:00.000    6 - 1:35.283P    11 - 1:29.559 2 - 1:34.195    7 - 2:34.699    12 - <b>1:27.325</b> 3 - 1:30.832    8 - 1:28.631    13 - 1:30.847 4 - 1:30.279    9 - 1:28.223    14 - 1:38.898 5 - 1:31.508    10 - 1:27.880    15 - 1:54.891P					
<b>16</b>	<b>Tomlin/Stretton</b>	<b>Ford Lotus Cortina</b>			
1 - X:00.000    6 - 1:26.498    11 - 1:25.700    16 - <b>1:25.284</b> 2 - 1:27.208    7 - 1:25.879    12 - 1:25.624    17 - 1:25.550 3 - 1:28.103    8 - 1:21.984P    13 - 1:25.701    18 - 1:26.024 4 - 1:26.054    9 - 2:32.344    14 - 1:35.581P    19 - 1:25.396 5 - 1:25.867    10 - 1:25.648    15 - 2:05.427    20 - 1:26.092					

**CAR 4 ALSO TOOK PART IN SESSION (Red Lotus Cortina)**  
Cars 52, 74, 161, 179 - No Working Transponders. Weather/Track: Sun/Dry

## U2TC Pre-'66 Under 2 Litre Touring Cars

### RACE 11 - QUALIFYING LAP ANALYSIS - Donington Park - 3/4/5 May 2014

(contd.)

<b>17</b>	<b>Henderson</b>	Ford Lotus Cortina Mk 1			
1 - X:00.000	6 - 2:45.427	11 - 1:36.069	16 - 1:33.855		
2 - 1:40.669	7 - 1:35.304	12 - 1:34.333	17 - 1:32.835		
3 - 1:39.914	8 - 1:34.093	13 - 1:33.784	18 - <b>1:31.764</b>		
4 - 1:36.475	9 - 1:33.699	14 - 1:36.121			
5 - 1:42.164P	10 - 1:34.798	15 - 1:38.125			
<b>20</b>	<b>Hunt/Blakeney-Edwards</b>	Morris Mini Cooper			
1 - X:00.000	6 - 1:32.776	11 - 1:30.261	16 - 1:28.906		
2 - 1:34.626	7 - 1:43.207P	12 - 1:29.511	17 - <b>1:28.829</b>		
3 - 1:32.393	8 - 2:45.594	13 - 1:29.396	18 - 1:40.026		
4 - 1:31.530	9 - 1:30.035	14 - 1:29.707	19 - 1:28.935		
5 - 1:30.762	10 - 1:30.302	15 - 1:29.003			
<b>34</b>	<b>Gordon</b>	Alfa Romeo Giulietta ti			
1 - X:00.000	6 - 1:34.201	11 - 5:37.366			
2 - 1:36.934	7 - 1:33.566	12 - 1:39.452			
3 - 1:34.144	8 - 1:33.153	13 - <b>1:33.022</b>			
4 - 1:36.395	9 - 1:33.655	14 - 1:34.986			
5 - 1:33.285	10 - 1:44.510P	15 - 1:34.940			
<b>45</b>	<b>Ketvel/Hancock</b>	Alfa Romeo Giulia			
1 - X:00.000	6 - 1:37.033	11 - 2:25.136			
2 - 1:32.915	7 - 1:37.985	12 - 1:39.222			
3 - <b>1:30.583</b>	8 - 1:36.876	13 - 1:51.311P			
4 - 1:38.967P	9 - 1:37.596				
5 - 3:36.966	10 - 1:55.577				
<b>47</b>	<b>Voyazides/Hadfield</b>	Ford Lotus Cortina			
1 - X:00.000	6 - 1:25.673	11 - 2:14.581			
2 - 1:28.513	7 - 1:26.291	12 - <b>1:24.876</b>			
3 - 1:27.583	8 - 1:26.070	13 - 1:24.950			
4 - 1:27.701	9 - 1:26.938	14 - 1:38.921P			
5 - 1:25.966	10 - 1:33.315P				
<b>52</b>	<b>Brown/Dutton</b>	Ford Lotus Cortina			
1 - X:00.000	6 - 1:25.335	11 - 1:26.699	16 - 1:25.459		
2 - 1:28.915	7 - 1:26.668	12 - 1:25.728	17 - <b>1:24.864</b>		
3 - 1:26.434	8 - 1:34.661P	13 - 1:26.371	18 - 1:27.519		
4 - 1:26.720	9 - 2:45.521	14 - 1:25.497			
5 - 1:26.136	10 - 1:28.645	15 - 2:51.590			

CAR 4 ALSO TOOK PART IN SESSION (Red Lotus Cortina)  
Cars 52, 74, 161, 179 - No Working Transponders. Weather/Track: Sun/Dry

Donington Park  
Circuit Length = 1.9790 miles.  
Start: 13:44 End: 14:14

## U2TC Pre-'66 Under 2 Litre Touring Cars

### RACE 11 - QUALIFYING LAP ANALYSIS - Donington Park - 3/4/5 May 2014

(contd.)

<b>59</b>	<b>Beebee/Beebee</b>	Austin Mini Cooper S			
1 - X:00.000	6 - 1:28.101	11 - 1:28.697	16 - 1:27.254		
2 - 1:32.099	7 - 1:35.599P	12 - 1:33.948P	17 - <b>1:26.923</b>		
3 - 1:31.341	8 - 3:02.647	13 - 2:57.132	18 - 1:30.015		
4 - 1:28.238	9 - 1:31.159	14 - 1:38.451			
5 - 1:29.161	10 - 1:34.467	15 - 1:28.848			
<b>62</b>	<b>Wilwert/Mailliet</b>	Alfa Romeo Giulia TI Super			
1 - X:00.000	6 - <b>1:32.697</b>	11 - 4:43.758	16 - 1:37.079		
2 - 1:35.616	7 - 1:32.960	12 - 1:39.466	17 - 1:36.442		
3 - 1:36.716	8 - 1:34.013	13 - 1:40.223			
4 - 1:35.126	9 - 1:33.491	14 - 1:38.721			
5 - 1:33.688	10 - 1:38.428P	15 - 1:37.476			
<b>63</b>	<b>Tromans/Meaden</b>	Ford Lotus Cortina Mk1			
1 - X:00.000	6 - 2:21.364	11 - 1:24.176	16 - 1:26.525		
2 - 1:26.769	7 - 1:26.176	12 - 1:25.112	17 - 1:26.035		
3 - 1:27.972	8 - 1:25.392	13 - 1:24.661	18 - <b>1:24.093</b>		
4 - 1:26.889	9 - 1:25.435	14 - 1:24.861	19 - 1:24.973		
5 - 1:34.012P	10 - 1:26.364	15 - 1:24.261	20 - 1:26.196		
<b>64</b>	<b>McInerney</b>	BMW 1800 TiSa			
1 - X:00.000	6 - 6:15.361	11 - <b>1:26.561</b>			
2 - 1:30.180	7 - 1:29.198	12 - 1:28.959			
3 - 1:28.939	8 - 1:27.198	13 - 1:30.417			
4 - 1:28.436	9 - 1:26.975	14 - 1:34.668P			
5 - 1:37.003P	10 - 1:26.630				
<b>68</b>	<b>Steele/Buxton</b>	Ford Lotus Cortina			
1 - X:00.000	6 - <b>1:30.224</b>	11 - 1:38.489	16 - 1:36.493		
2 - 1:32.796	7 - 1:31.127	12 - 1:39.621	17 - 1:35.637		
3 - 1:31.267	8 - 1:40.190P	13 - 1:39.064	18 - 1:35.815		
4 - 1:30.586	9 - 3:00.874	14 - 1:36.702			
5 - 1:31.001	10 - 1:41.369	15 - 1:37.439			
<b>69</b>	<b>Avill/Winrow</b>	Ford Lotus Cortina			
1 - X:00.000	6 - 1:27.043	11 - 1:24.579	16 - 1:29.590		
2 - 1:29.084	7 - 1:27.069	12 - 1:31.095	17 - 1:24.419		
3 - 1:28.029	8 - 1:32.452P	13 - 1:25.957	18 - 1:24.669		
4 - 1:27.204	9 - 2:57.035	14 - 1:28.254	19 - 1:24.579		
5 - 1:27.717	10 - 1:25.190	15 - 1:26.927	20 - <b>1:24.400</b>		

CAR 4 ALSO TOOK PART IN SESSION (Red Lotus Cortina)  
Cars 52, 74, 161, 179 - No Working Transponders. Weather/Track: Sun/Dry

## U2TC Pre-'66 Under 2 Litre Touring Cars

### RACE 11 - QUALIFYING LAP ANALYSIS - Donington Park - 3/4/5 May 2014

(contd.)

<b>70</b>	<b>Kremer</b>	Ford Lotus Cortina			
1 - X:00.000	6 - 1:29.420	11 - <b>1:24.622</b>			
2 - 1:30.867	7 - 1:25.250	12 - 1:48.035P			
3 - 1:31.053	8 - 1:41.609	13 - 6:25.459			
4 - 1:25.359	9 - 1:25.616	14 - 1:24.629			
5 - 1:41.097	10 - 1:41.923	15 - 1:37.420P			
<b>74</b>	<b>Wright/Gans</b>	Alfa Romeo Giulia GTA			
1 - X:00.000	6 - 1:30.942	11 - 2:54.406	16 - <b>1:27.206</b>		
2 - 1:33.452	7 - 1:30.933	12 - 1:29.016	17 - 1:28.334		
3 - 1:38.719	8 - 1:30.282	13 - 1:28.564	18 - 1:28.329		
4 - 1:32.005	9 - 1:30.978	14 - 1:27.839	19 - 1:27.584		
5 - 1:31.616	10 - 1:40.298P	15 - 1:27.392			
<b>79</b>	<b>Jones</b>	Ford Lotus Cortina Mk1			
1 - X:00.000	6 - 1:34.424P	11 - 1:29.236	16 - 1:28.624		
2 - 1:26.486	7 - 3:26.791	12 - 1:24.586	17 - 1:25.811		
3 - 1:25.742	8 - 1:25.090	13 - 1:29.375	18 - 1:37.558P		
4 - 1:31.000	9 - 1:25.082	14 - <b>1:24.349</b>			
5 - 1:30.690	10 - 1:37.346	15 - 1:30.043			
<b>89</b>	<b>Banks/Banks</b>	Alfa Romeo Giulia Sprint GTA			
1 - X:00.000	6 - 1:25.733	11 - 2:15.161			
2 - 1:26.575	7 - <b>1:24.295</b>	12 - 1:25.325			
3 - 1:25.548	8 - 1:26.454	13 - 1:27.034			
4 - 1:24.646	9 - 1:25.624	14 - 1:25.436			
5 - 1:25.887	10 - 1:35.454P	15 - 1:47.107P			
<b>91</b>	<b>Lund/Strommen</b>	Ford Lotus Cortina Mk1			
1 - X:00.000	6 - 1:30.213	11 - 3:22.474	16 - 1:30.813		
2 - 1:43.457	7 - 1:34.995	12 - 1:39.510P			
3 - 1:36.534	8 - 1:31.224	13 - 4:12.260			
4 - 1:32.965	9 - 1:33.846	14 - 1:30.612			
5 - <b>1:30.149</b>	10 - 1:38.585P	15 - 1:30.465			
<b>92</b>	<b>Jones</b>	Morris Mini Cooper S			
1 - X:00.000	6 - 1:30.700	11 - 1:30.826	16 - 1:29.880		
2 - 1:36.761	7 - 1:30.896	12 - 1:30.450	17 - 1:32.415		
3 - 1:31.799	8 - 1:39.991P	13 - 1:45.820P			
4 - 1:30.431	9 - 2:37.604	14 - 3:35.996			
5 - 1:30.304	10 - <b>1:29.445</b>	15 - 1:29.829			

CAR 4 ALSO TOOK PART IN SESSION (Red Lotus Cortina)  
Cars 52, 74, 161, 179 - No Working Transponders. Weather/Track: Sun/Dry

Donington Park  
Circuit Length = 1.9790 miles.  
Start: 13:44 End: 14:14

## U2TC Pre-'66 Under 2 Litre Touring Cars

### RACE 11 - QUALIFYING LAP ANALYSIS - Donington Park - 3/4/5 May 2014

(contd.)

<b>100</b>	<b>Shaw/Oliver</b>	BMW 1800 TiSA			
1 - X:00.000	6 - 1:24.314	11 - 1:24.964	16 - 1:24.224		
2 - 1:27.095	7 - 1:25.132	12 - <b>1:23.962</b>	17 - 1:45.639P		
3 - 1:25.823	8 - 1:36.231P	13 - 1:24.760			
4 - 1:25.162	9 - 2:54.003	14 - 1:32.002P			
5 - 1:25.646	10 - 1:27.199	15 - 4:29.669			
<b>104</b>	<b>Bryant/Bryant</b>	BMW 1800 Ti			
1 - X:00.000P	6 - 1:55.372P				
2 - 8:42.396P	7 - 3:06.255				
3 - 3:31.424					
4 - <b>1:51.488</b>					
5 - 1:55.185					
<b>111</b>	<b>Clark</b>	BMW 1800 Ti/SA			
1 - X:00.000	6 - 1:27.618	11 - 1:29.735	16 - 1:34.180P		
2 - 1:30.806	7 - <b>1:27.127</b>	12 - 1:28.752	17 - 2:39.693P		
3 - 1:38.378	8 - 1:27.556	13 - 1:31.432			
4 - 1:28.967	9 - 1:37.011P	14 - 1:29.934			
5 - 1:28.773	10 - 2:45.897	15 - 1:27.299			
<b>148</b>	<b>James/Taft</b>	BMW 1800 Ti			
1 - X:00.000	6 - 1:27.473	11 - 4:26.999	16 - 1:38.826		
2 - 1:27.187	7 - 1:27.202	12 - 1:44.116	17 - 1:35.434		
3 - 1:26.891	8 - <b>1:26.701</b>	13 - 1:43.162	18 - 1:36.217		
4 - 1:27.424	9 - 1:27.546	14 - 1:38.803			
5 - 1:27.243	10 - 1:35.427P	15 - 1:38.309			
<b>161</b>	<b>Letts/Letts</b>	Ford Lotus Cortina			
1 - X:00.000	6 - 1:26.954	11 - 1:40.639			
2 - 1:27.261	7 - 1:26.501	12 - 2:57.785			
3 - 2:01.107	8 - 1:33.594P	13 - 1:28.639			
4 - 1:26.682	9 - 2:57.354	14 - 1:28.691			
5 - <b>1:26.446</b>	10 - 1:29.359	15 - 1:36.154P			
<b>179</b>	<b>Martin</b>	Ford Lotus Cortina			
1 - X:00.000	6 - 1:32.134	11 - 1:39.578P	16 - 1:29.991		
2 - 1:34.711	7 - 1:31.390	12 - 3:14.253	17 - 1:30.528		
3 - 1:31.619	8 - 1:32.373	13 - 1:32.398	18 - <b>1:29.645</b>		
4 - 1:31.456	9 - 1:42.815	14 - 1:40.830			
5 - 1:31.276	10 - 1:31.741	15 - 1:30.674			

CAR 4 ALSO TOOK PART IN SESSION (Red Lotus Cortina)  
Cars 52, 74, 161, 179 - No Working Transponders. Weather/Track: Sun/Dry

Donington Park  
Circuit Length = 1.9790 miles.  
Start: 13:44 End: 14:14



## U2TC Pre-'66 Under 2 Litre Touring Cars

### RACE 11 - QUALIFYING LAP ANALYSIS - Donington Park - 3/4/5 May 2014

(contd.)


<b>199</b>	<b>Majou</b>	Austin Cooper S			
1 - X:00.000	6 - 1:29.943	11 - 1:30.913	16 - 1:28.926		
2 - 1:31.819	7 - 1:38.232P	12 - 1:29.214	17 - 1:29.844		
3 - 1:31.027	8 - 3:02.831	13 - <b>1:28.445</b>	18 - 1:28.944		
4 - 1:30.296	9 - 1:42.177	14 - 1:28.861	19 - 1:29.123		
5 - 1:31.412	10 - 1:30.470	15 - 1:29.115			
<b>81T</b>	<b>TBD</b>				
1 - X:00.000P					

**CAR 4 ALSO TOOK PART IN SESSION (Red Lotus Cortina)**  
Cars 52, 74, 161, 179 - No Working Transponders. Weather/Track: Sun/Dry

**U2TC Pre-'66 Under 2 Litre Touring Cars**  
**RACE 11 - GRID - Donington Park - 3/4/5 May 2014**

ROW 15	34	Gordon	104	Bryant/Bryant
ROW 14	17	Henderson	62	Wilwert/Mailliet
ROW 13	68	Steele/Buxton	45	Ketvel/Hancock
ROW 12	179	Martin	91	Lund/Strommen
ROW 11	20	Hunt/Blakeney-Edwards	92	Jones
ROW 10	14	Henderson/Swift	199	Majou
ROW 9	111	Clark	74	Wright/Gans
ROW 8	59	Beebee/Beebee	11	Lewis
ROW 7	64	McInerney	148	James/Taft
ROW 6	5	Monteverde/Pearson	161	Letts/Letts
ROW 5	47	Voyazides/Hadfield	16	Tomlin/Stretton
ROW 4	13	Wilson/Wolfe	52	Brown/Dutton
ROW 3	69	Avill/Winrow	70	Kremer
ROW 2	89	Banks/Banks	79	Jones
ROW 1	100	Shaw/Oliver	63	Tromans/Meaden

**POLE**



**CAR 4 ALSO TOOK PART IN SESSION (Red Lotus Cortina)**  
**Cars 52, 74, 161, 179 - No Working Transponders. Weather/Track: Sun/Dry**  
**These results are provisional until the conclusion of any judicial and technical matters.**

Donington Park  
 Circuit Length = 1.9790 miles.  
 Start: 13:44 End: 14:14

Clerk of the Course:		Timekeeper:
----------------------	--	-------------

# Historic Touring Car Challenge for 1966-85 Touring Cars

## RACE 1 - CLASSIFICATION - Donington Park - 3/4/5 May 2014

POS	NO	CL	DRIVER	CAR	TIME	LAPS	GAP	MPH	BEST
1	3	2C	Soper/Young	Ford Capri	30:32.753	23		89.34	1:15.961
2	34	3A	Watts/Swift	MG Metro Turbo	31:45.300	23	1:12.547	85.94	1:19.160
3	47	1C	Scragg/Nicoll-Jones	Jaguar Broadspeed XJ12C	32:21.203	23	1:48.450	84.35	1:18.433
4	69	INV	Watts/Giordanelli	Datsun 240Z	30:35.044	22	1 LAP	85.35	1:19.250
5	27	3C	Postins **	Rover TWR Vitesse	31:09.435	22	1 LAP	83.78	1:20.055
6	17	3C	Williams/Williams	Rover SD1	31:17.200	22	1 LAP	83.43	1:20.636
7	21	1C	Ratcliff/Dawson	Ford Capri	30:52.515	21	2 LAPS	80.70	1:24.376
8	30	1C	Thomas	Ford Capri	30:54.039	21	2 LAPS	80.63	1:24.922
9	25	1B	Robinson/Gravett	Triumph Dolomite Sprint	31:23.447	21	2 LAPS	79.37	1:25.660
10	2	3C	Young/Smith	Jaguar TWR XJS	31:42.937	21	2 LAPS	78.56	1:19.462
11	20	2C	Keen/Blackburn	Ford Capri	30:45.233	20	3 LAPS	77.15	1:26.484
12	22	1B	Edwards/Edwards	Triumph Dolomite Sprint	31:31.699	20	3 LAPS	75.26	1:26.958
13	85	1B	Green/Lewis	Triumph Dolomite Sprint	31:59.744	20	3 LAPS	74.16	1:30.540
14	11	1B	Allen/Bailey-Watts	Alfa Romeo 2000GTV	31:56.977	19	4 LAPS	70.55	1:34.136

### NOT CLASSIFIED

44	2C	Ward/Pearson	Jaguar XJS Group 44	29:04.931	20	D.N.F.	81.59	1:16.903
6	1B	Giles/Strachan	Rover P6	31:33.364	14	N.C.F.	52.62	1:26.691
35	1A	Morris	Volkswagen Golf GTi	20:07.780	12	D.N.F.	70.69	1:30.652
14	1C	Wood	Ford Capri	7:17.304	5	D.N.F.	81.20	1:24.810

### FASTEST LAP

3	2C	Soper/Young	Ford Capri	1:15.961	17	93.79mph	150.94kph
47	1C	Scragg/Nicoll-Jones	Jaguar Broadspeed XJ12C	1:18.433	4	90.83mph	146.18kph
34	3A	Watts/Swift	MG Metro Turbo	1:19.160	9	90.00mph	144.84kph
69	INV	Watts/Giordanelli	Datsun 240Z	1:19.250	13	89.89mph	144.67kph
2	3C	Young/Smith	Jaguar TWR XJS	1:19.462	19	89.65mph	144.29kph
25	1B	Robinson/Gravett	Triumph Dolomite Sprint	1:25.660	21	83.17mph	133.85kph
35	1A	Morris	Volkswagen Golf GTi	1:30.652	8	78.59mph	126.47kph

\*\* CAR 27 NEEDS A WORKING TRANSPONDER - Regulation Q.12.2.1 refers.

\* Car 34 - Transponder working intermittently. Weather/Track: Sun/Dry

These results are provisional until the conclusion of any judicial and technical matters.

Donington Park  
Circuit Length = 1.9790 miles.  
Start: 14:27 End: 14:58

Clerk of the Course:	Timekeeper:
----------------------	-------------

## Historic Touring Car Challenge for 1966-85 Touring Cars

### RACE 1 - LAP ANALYSIS - Donington Park - 3/4/5 May 2014

<b>2</b>	<b>Young/Smith</b>	<b>Jaguar TWR XJS</b>			
1 - 1:24.207	6 - 1:22.499	11 - 1:21.350	16 - 1:19.743	21 - 1:20.493	
2 - 1:22.780	7 - 1:20.588	12 - 1:20.880	17 - 1:19.853		
3 - 1:21.142	8 - 1:27.186P	13 - 1:19.969	18 - 1:19.817		
4 - 1:20.937	9 - 2:15.914P	14 - 1:19.615	19 - <b>1:19.462</b>		
5 - 1:22.011	10 - 3:42.965	15 - 1:21.648	20 - 1:19.878		
<b>3</b>	<b>Soper/Young</b>	<b>Ford Capri</b>			
1 - 1:18.828	6 - 1:17.511	11 - 2:03.589	16 - 1:16.522	21 - 1:17.534	
2 - 1:17.579	7 - 1:16.866	12 - 1:18.392	17 - <b>1:15.961</b>	22 - 1:17.301	
3 - 1:17.800	8 - 1:17.280	13 - 1:17.930	18 - 1:17.001	23 - 1:18.039	
4 - 1:17.540	9 - 1:17.187	14 - 1:17.181	19 - 1:16.773		
5 - 1:17.146	10 - 1:24.464P	15 - 1:17.303	20 - 1:17.026		
<b>6</b>	<b>Giles/Strachan</b>	<b>Rover P6</b>			
1 - X:00.000	6 - 1:30.387	11 - 1:27.352			
2 - 1:29.798	7 - 1:27.995	12 - 1:29.496			
3 - 1:30.661	8 - <b>1:26.691</b>	13 - 1:37.515			
4 - 1:38.340P	9 - 1:26.812	14 - 1:32.822			
5 - 2:46.307	10 - 1:27.754				
<b>11</b>	<b>Allen/Bailey-Watts</b>	<b>Alfa Romeo 2000GTV</b>			
1 - 1:56.731	6 - 1:35.281	11 - 1:35.512	16 - 1:35.697		
2 - 1:37.022	7 - 1:35.320	12 - 1:35.590	17 - 1:35.330		
3 - 1:38.818	8 - <b>1:34.136</b>	13 - 1:35.525	18 - 1:35.874		
4 - 1:37.873	9 - 1:38.435P	14 - 1:34.730	19 - 1:35.152		
5 - 1:36.278	10 - 2:49.263	15 - 1:34.410			
<b>14</b>	<b>Wood</b>	<b>Ford Capri</b>			
1 - 1:27.714					
2 - 1:24.851					
3 - <b>1:24.810</b>					
4 - 1:25.681					
5 - 1:34.248P					
<b>17</b>	<b>Williams/Williams</b>	<b>Rover SD1</b>			
1 - 1:25.493	6 - 1:23.661	11 - 2:12.769	16 - 1:21.620	21 - 1:23.666	
2 - 1:22.427	7 - 1:23.131	12 - 1:22.757	17 - 1:22.843	22 - 1:22.023	
3 - 1:24.541	8 - 1:22.442	13 - 1:22.682	18 - 1:22.048		
4 - 1:22.614	9 - <b>1:20.636</b>	14 - 1:23.414	19 - 1:22.253		
5 - 1:23.750	10 - 1:27.305P	15 - 1:23.763	20 - 1:21.362		

\*\* CAR 27 NEEDS A WORKING TRANSPONDER - Regulation Q.12.2.1 refers.

\* Car 34 - Transponder working intermittently. Weather/Track: Sun/Dry

Donington Park  
Circuit Length = 1.9790 miles.  
Start: 14:27 End: 14:58

**Historic Touring Car Challenge for 1966-85 Touring Cars**  
**RACE 1 - LAP ANALYSIS - Donington Park - 3/4/5 May 2014**  
 (contd.)

<b>20</b>	<b>Keen/Blackburn</b>	Ford Capri							
1 -	1:34.669	6 -	1:29.414	11 -	2:22.310	16 -	1:29.205		
2 -	<b>1:26.484</b>	7 -	1:28.343	12 -	1:30.951	17 -	1:29.518		
3 -	1:27.232	8 -	1:27.891	13 -	1:29.974	18 -	1:30.141		
4 -	1:27.910	9 -	1:27.981	14 -	1:30.120	19 -	1:29.618		
5 -	1:29.092	10 -	1:34.050P	15 -	1:30.001	20 -	1:30.329		
<b>21</b>	<b>Ratcliff/Dawson</b>	Ford Capri							
1 -	1:28.301	6 -	1:25.076	11 -	2:06.858	16 -	1:26.454	21 -	1:25.869
2 -	1:25.161	7 -	1:24.681	12 -	1:26.134	17 -	1:27.335		
3 -	<b>1:24.376</b>	8 -	1:24.681	13 -	1:26.678	18 -	1:26.852		
4 -	1:25.713	9 -	1:24.669	14 -	1:26.581	19 -	1:27.568		
5 -	1:26.184	10 -	1:30.281P	15 -	1:27.252	20 -	1:25.811		
<b>22</b>	<b>Edwards/Edwards</b>	Triumph Dolomite Sprint							
1 -	1:32.985	6 -	1:29.118	11 -	2:38.712	16 -	1:33.829		
2 -	<b>1:26.958</b>	7 -	1:29.815	12 -	1:32.976	17 -	1:31.700		
3 -	1:27.715	8 -	1:29.179	13 -	1:32.406	18 -	1:32.596		
4 -	1:28.191	9 -	1:28.662	14 -	1:32.845	19 -	1:33.149		
5 -	1:29.100	10 -	1:34.898P	15 -	1:33.500	20 -	1:33.365		
<b>25</b>	<b>Robinson/Gravett</b>	Triumph Dolomite Sprint							
1 -	1:32.357	6 -	1:27.190	11 -	2:13.455	16 -	1:26.449	21 -	<b>1:25.660</b>
2 -	1:26.867	7 -	1:27.072	12 -	1:28.126	17 -	1:25.923		
3 -	1:28.099	8 -	1:26.824	13 -	1:26.056	18 -	1:26.290		
4 -	1:27.026	9 -	1:27.270	14 -	1:29.014	19 -	1:25.704		
5 -	1:26.840	10 -	1:32.112P	15 -	1:26.568	20 -	1:28.545		
<b>27</b>	<b>Postins **</b>	Rover TWR Vitesse							
1 -	1:23.693	6 -	1:20.425	11 -	1:20.704	16 -	1:28.932	21 -	1:22.684
2 -	1:21.725	7 -	1:20.631	12 -	1:21.186	17 -	1:26.433	22 -	1:23.079
3 -	<b>1:20.055</b>	8 -	1:22.125	13 -	1:20.341	18 -	1:25.737		
4 -	1:21.814	9 -	1:25.424P	14 -	1:26.834	19 -	1:24.882		
5 -	1:22.091	10 -	2:08.264	15 -	1:21.129	20 -	1:21.247		
<b>30</b>	<b>Thomas</b>	Ford Capri							
1 -	1:29.443	6 -	1:25.437	11 -	1:27.089	16 -	1:26.489	21 -	1:25.022
2 -	1:25.752	7 -	1:25.789	12 -	1:27.190	17 -	1:26.338		
3 -	<b>1:24.922</b>	8 -	1:26.303	13 -	1:32.544P	18 -	1:24.948		
4 -	1:25.579	9 -	1:25.969	14 -	2:06.368	19 -	1:25.781		
5 -	1:26.160	10 -	1:25.677	15 -	1:26.200	20 -	1:25.039		

\*\* CAR 27 NEEDS A WORKING TRANSPONDER - Regulation Q.12.2.1 refers.

\* Car 34 - Transponder working intermittently. Weather/Track: Sun/Dry

**Historic Touring Car Challenge for 1966-85 Touring Cars**  
**RACE 1 - LAP ANALYSIS - Donington Park - 3/4/5 May 2014**  
 (contd.)

<b>34</b>	<b>Watts/Swift</b>	<b>MG Metro Turbo</b>			
1 - 1:24.207	6 - 1:23.340	11 - 1:19.545	16 - 1:19.993	21 - 1:19.649	
2 - 1:22.780	7 - 1:20.899	12 - 1:23.053P	17 - 1:20.471	22 - 1:19.694	
3 - 1:23.142	8 - 1:20.943	13 - 2:01.030	18 - 1:19.505	23 - 1:20.382	
4 - 1:19.282	9 - <b>1:19.160</b>	14 - 1:24.886	19 - 1:19.971		
5 - 1:22.924	10 - 1:20.805	15 - 1:20.450	20 - 1:19.189		
<b>35</b>	<b>Morris</b>	<b>Volkswagen Golf GTi</b>			
1 - 1:43.251	6 - 1:32.369	11 - 2:15.600			
2 - 1:33.556	7 - 1:31.973	12 - 2:16.256P			
3 - 1:31.388	8 - <b>1:30.652</b>				
4 - 1:31.866	9 - 1:32.378				
5 - 1:32.179	10 - 1:36.312P				
<b>44</b>	<b>Ward/Pearson</b>	<b>Jaguar XJS Group 44</b>			
1 - 2:26.259	6 - 1:21.395	11 - 1:21.045	16 - 1:21.864		
2 - 1:17.700	7 - 1:19.769	12 - 1:21.195	17 - 1:19.569		
3 - <b>1:16.903</b>	8 - 1:36.732P	13 - 1:22.112	18 - 1:20.602		
4 - 1:18.302	9 - 2:23.440	14 - 1:19.218	19 - 1:20.424		
5 - 1:18.378	10 - 1:20.947	15 - 1:19.134	20 - 1:19.943		
<b>47</b>	<b>Scragg/Nicoll-Jones</b>	<b>Jaguar Broadspeed XJ12C</b>			
1 - 1:31.170	6 - 1:21.523	11 - 1:27.759P	16 - 1:19.637	21 - 1:20.675	
2 - 1:19.793	7 - 1:19.164	12 - 2:11.985	17 - 1:19.773	22 - 1:20.030	
3 - 1:20.521	8 - 1:19.832	13 - 1:19.011	18 - 1:22.130	23 - 1:48.735P	
4 - <b>1:18.433</b>	9 - 1:19.958	14 - 1:19.781	19 - 1:19.777		
5 - 1:21.309	10 - 1:20.469	15 - 1:19.099	20 - 1:20.639		
<b>69</b>	<b>Watts/Giordanelli</b>	<b>Datsun 240Z</b>			
1 - 1:22.560	6 - 1:22.028	11 - 1:20.955	16 - 1:19.519	21 - 1:20.015	
2 - 1:20.691	7 - 1:22.541	12 - 1:20.658	17 - 1:20.237	22 - 1:19.757	
3 - 1:22.636	8 - 1:27.067P	13 - <b>1:19.250</b>	18 - 1:19.930		
4 - 1:22.706	9 - 2:07.228	14 - 1:20.073	19 - 1:20.343		
5 - 1:23.264	10 - 1:21.494	15 - 1:22.010	20 - 1:20.082		
<b>85</b>	<b>Green/Lewis</b>	<b>Triumph Dolomite Sprint</b>			
1 - 1:42.790	6 - 1:32.063	11 - 1:32.073	16 - 1:32.149		
2 - 1:34.372	7 - 1:39.087P	12 - 1:32.957	17 - 1:30.811		
3 - 1:32.951	8 - 2:27.466	13 - 1:33.050	18 - <b>1:30.540</b>		
4 - 1:34.296	9 - 1:33.803	14 - 1:30.876	19 - 1:31.375		
5 - 1:32.306	10 - 1:33.618	15 - 1:31.491	20 - 1:31.670		

\*\* CAR 27 NEEDS A WORKING TRANSPONDER - Regulation Q.12.2.1 refers.

\* Car 34 - Transponder working intermittently. Weather/Track: Sun/Dry

Donington Park  
 Circuit Length = 1.9790 miles.  
 Start: 14:27 End: 14:58

# Historic Touring Car Challenge for 1966-85 Touring Cars

## RACE 1 - LAP CHART - Donington Park - 3/4/5 May 2014

Lap 1			Lap 2			Lap 3			Lap 4			Lap 5		
No	Behind	Laptime	No	Behind	Laptime	No	Behind	Laptime	No	Behind	Laptime	No	Behind	Laptime
3		1:18.828	3		1:17.579	3		1:17.800	3		1:17.540	3		1:17.146
69	3.732	1:22.560	69	6.844	1:20.691	27	11.266	1:20.055	11	1 LAP	1:38.818	27	20.485	1:22.091
27	4.865	1:23.693	27	9.011	1:21.725	69	11.680	1:22.636	27	15.540	1:21.814	11	1 LAP	1:37.873
2	5.379	1:24.207	2	10.580	1:22.780	2	13.922	1:21.142	69	16.846	1:22.706	2	22.184	1:22.011
34	5.379	1:24.207	34	10.580	1:22.780	34	15.922	1:23.142	2	17.319	1:20.937	47	22.333	1:21.309
17	6.665	1:25.493	17	11.513	1:22.427	47	17.277	1:20.521	34	17.664	1:19.282	69	22.964	1:23.264
14	8.886	1:27.714	47	14.556	1:19.793	17	18.254	1:24.541	47	18.170	1:18.433	34	23.442	1:22.924
21	9.473	1:28.301	14	16.158	1:24.851	14	23.168	1:24.810	17	23.328	1:22.614	17	29.932	1:23.750
30	10.615	1:29.443	21	17.055	1:25.161	21	23.631	1:24.376	14	31.309	1:25.681	21	40.842	1:26.184
47	12.342	1:31.170	30	18.788	1:25.752	30	25.910	1:24.922	21	31.804	1:25.713	30	42.963	1:26.160
25	13.529	1:32.357	25	22.817	1:26.867	25	33.116	1:28.099	30	33.949	1:25.579	14	48.411	1:34.248P
22	14.157	1:32.985	22	23.536	1:26.958	22	33.451	1:27.715	25	42.602	1:27.026	25	52.296	1:26.840
20	15.841	1:34.669	20	24.746	1:26.484	20	34.178	1:27.232	22	44.102	1:28.191	22	56.056	1:29.100
85	23.962	1:42.790	35	40.400	1:33.556	35	53.988	1:31.388	20	44.548	1:27.910	20	56.494	1:29.092
35	24.423	1:43.251	85	40.755	1:34.372	85	55.906	1:32.951	44	1:07.417	1:18.302	44	1:08.649	1:18.378
11	37.903	1:56.731	11	57.346	1:37.022	44	1:06.655	1:16.903	35	1:08.314	1:31.866			
44	1:07.431	2:26.259	44	1:07.552	1:17.700				85	1:12.662	1:34.296			

\*\* CAR 27 NEEDS A WORKING TRANSPONDER - Regulation Q.12.2.1 refers.

\* Car 34 - Transponder working intermittently. Weather/Track: Sun/Dry

Donington Park  
Circuit Length = 1.9790 miles.  
Start: 14:27 End: 14:58

# Historic Touring Car Challenge for 1966-85 Touring Cars

## RACE 1 - LAP CHART - Donington Park - 3/4/5 May 2014

(contd.)

Lap 6			Lap 7			Lap 8			Lap 9			Lap 10		
No	Behind	Laptime	No	Behind	Laptime	No	Behind	Laptime	No	Behind	Laptime	No	Behind	Laptime
3		1:17.511	3		1:16.866	3		1:17.280	3		1:17.187	3		1:24.464P
35	1 LAP	1:32.179	35	1 LAP	1:32.369	20	1 LAP	1:28.343	25	1 LAP	1:26.824	25	1 LAP	1:27.270
85	1 LAP	1:32.306	85	1 LAP	1:32.063	22	1 LAP	1:29.815	20	1 LAP	1:27.891	69	1 LAP	2:07.228
27	23.399	1:20.425	27	27.164	1:20.631	6	7 LAPS	10:41.434	22	1 LAP	1:29.179	11	2 LAPS	1:34.136
47	26.345	1:21.523	47	28.643	1:19.164	47	31.195	1:19.832	44	1 LAP	1:36.732P	2	1 LAP	2:15.914P
2	27.172	1:22.499	2	30.894	1:20.588	27	32.009	1:22.125	6	7 LAPS	1:29.798	20	1 LAP	1:27.981
69	27.481	1:22.028	69	33.156	1:22.541	35	1 LAP	1:31.973	47	33.966	1:19.958	22	1 LAP	1:28.662
34	29.271	1:23.340	34	33.304	1:20.899	34	36.967	1:20.943	34	38.940	1:19.160	47	29.971	1:20.469
17	36.082	1:23.661	17	42.347	1:23.131	2	40.800	1:27.186P	27	40.246	1:25.424P	85	2 LAPS	2:27.466
11	1 LAP	1:36.278	21	56.222	1:24.681	69	42.943	1:27.067P	35	1 LAP	1:30.652	34	35.281	1:20.805
21	48.407	1:25.076	11	1 LAP	1:35.281	85	1 LAP	1:39.087P	17	50.958	1:20.636	6	7 LAPS	1:30.661
30	50.889	1:25.437	30	59.812	1:25.789	17	47.509	1:22.442	21	1:11.105	1:24.669	17	53.799	1:27.305P
25	1:01.975	1:27.190	25	1:12.181	1:27.072	21	1:03.623	1:24.681	30	1:17.617	1:25.969	35	1 LAP	1:32.378
22	1:07.663	1:29.118	44	1:15.436	1:19.769	30	1:08.835	1:26.303				21	1:16.922	1:30.281P
20	1:08.397	1:29.414				11	1 LAP	1:35.320				44	1 LAP	2:23.440
44	1:12.533	1:21.395										30	1:18.830	1:25.677
												27	1:24.046	2:08.264
												69	1:30.014	1:21.494
												25	1:39.456	1:32.112P
												11	1 LAP	1:38.435P
												20	1:50.865	1:34.050P
												22	1:54.420	1:34.898P

\*\* CAR 27 NEEDS A WORKING TRANSPONDER - Regulation Q.12.2.1 refers.

\* Car 34 - Transponder working intermittently. Weather/Track: Sun/Dry

Donington Park  
Circuit Length = 1.9790 miles.  
Start: 14:27 End: 14:58



**Historic Touring Car Challenge for 1966-85 Touring Cars**  
**RACE 1 - LAP CHART - Donington Park - 3/4/5 May 2014**  
 (contd.)

Lap 11			Lap 12			Lap 13			Lap 14			Lap 15		
No	Behind	Laptime	No	Behind	Laptime	No	Behind	Laptime	No	Behind	Laptime	No	Behind	Laptime
34		1:19.545	34		1:23.053P	3		1:17.930	3		1:17.181	3		1:17.303
47	2.904	1:27.759P	3	4.102	1:18.392	35	2 LAPS	2:15.600	22	2 LAPS	1:32.976	17	1 LAP	1:23.414
3	8.763	2:03.589	21	1 LAP	2:06.858	21	1 LAP	1:26.134	11	3 LAPS	1:35.512	22	2 LAPS	1:32.406
85	2 LAPS	1:33.803	85	2 LAPS	1:33.618	6	8 LAPS	2:46.307	21	1 LAP	1:26.678	21	1 LAP	1:26.581
6	7 LAPS	1:38.340P	25	1 LAP	2:13.455	85	2 LAPS	1:32.073	6	8 LAPS	1:30.387	11	3 LAPS	1:35.590
35	1 LAP	1:36.312P	2	2 LAPS	3:42.965	34	38.998	2:01.030	2	2 LAPS	1:20.880	30	1 LAP	2:06.368
44	1 LAP	1:20.947	44	1 LAP	1:21.045	2	2 LAPS	1:21.350	44	1 LAP	1:22.112	2	2 LAPS	1:19.969
27	49.924	1:20.704	27	48.057	1:21.186	44	1 LAP	1:21.195	34	46.703	1:24.886	44	1 LAP	1:19.218
30	51.093	1:27.089	47	51.836	2:11.985	25	1 LAP	1:28.126	85	2 LAPS	1:32.957	6	8 LAPS	1:27.995
69	56.143	1:20.955	69	53.748	1:20.658	27	46.366	1:20.341	25	1 LAP	1:26.056	34	49.850	1:20.450
17	1:11.742	2:12.769	30	55.230	1:27.190	47	48.815	1:19.011	47	51.415	1:19.781	47	53.211	1:19.099
			20	1 LAP	2:22.310	69	50.966	1:19.250	69	53.858	1:20.073	69	58.565	1:22.010
			17	1:11.446	1:22.757	20	1 LAP	1:30.951	27	56.019	1:26.834	27	59.845	1:21.129
			22	1 LAP	2:38.712	30	1:05.742	1:32.544P	35	2 LAPS	2:16.256P	25	1 LAP	1:29.014
			11	2 LAPS	2:49.263	17	1:12.096	1:22.682	20	1 LAP	1:29.974	85	2 LAPS	1:33.050

\*\* CAR 27 NEEDS A WORKING TRANSPONDER - Regulation Q.12.2.1 refers.

\* Car 34 - Transponder working intermittently. Weather/Track: Sun/Dry

Donington Park  
 Circuit Length = 1.9790 miles.  
 Start: 14:27 End: 14:58

# Historic Touring Car Challenge for 1966-85 Touring Cars

## RACE 1 - LAP CHART - Donington Park - 3/4/5 May 2014

(contd.)

Lap 16			Lap 17			Lap 18			Lap 19			Lap 20		
No	Behind	Laptime	No	Behind	Laptime	No	Behind	Laptime	No	Behind	Laptime	No	Behind	Laptime
3		1:16.522	3		1:15.961	3		1:17.001	3		1:16.773	3		1:17.026
17	1 LAP	1:23.763	85	3 LAPS	1:30.876	25	2 LAPS	1:26.449	6	9 LAPS	1:27.754	22	3 LAPS	1:31.700
20	2 LAPS	1:30.120	17	1 LAP	1:21.620	27	1 LAP	1:26.433	11	4 LAPS	1:34.410	6	9 LAPS	1:27.352
21	1 LAP	1:27.252	20	2 LAPS	1:30.001	85	3 LAPS	1:31.491	25	2 LAPS	1:25.923	27	1 LAP	1:24.882
22	2 LAPS	1:32.845	21	1 LAP	1:26.454	17	1 LAP	1:22.843	27	1 LAP	1:25.737	25	2 LAPS	1:26.290
30	1 LAP	1:26.200	2	2 LAPS	1:21.648	20	2 LAPS	1:29.205	17	1 LAP	1:22.048	17	1 LAP	1:22.253
2	2 LAPS	1:19.615	44	1 LAP	1:21.864	2	2 LAPS	1:19.743	85	3 LAPS	1:32.149	11	4 LAPS	1:35.697
44	1 LAP	1:19.134	30	1 LAP	1:26.489	44	1 LAP	1:19.569	20	2 LAPS	1:29.518	85	3 LAPS	1:30.811
11	3 LAPS	1:35.525	22	2 LAPS	1:33.500	21	1 LAP	1:27.335	2	2 LAPS	1:19.853	2	2 LAPS	1:19.817
34	53.321	1:19.993	34	57.831	1:20.471	34	1:00.335	1:19.505	44	1 LAP	1:20.602	44	1 LAP	1:20.424
47	56.326	1:19.637	47	1:00.138	1:19.773	47	1:05.267	1:22.130	34	1:03.533	1:19.971	20	2 LAPS	1:30.141
6	8 LAPS	1:26.691	69	1:05.838	1:20.237	30	1 LAP	1:26.338	47	1:08.271	1:19.777	34	1:05.696	1:19.189
69	1:01.562	1:19.519	6	8 LAPS	1:26.812	69	1:08.767	1:19.930	21	1 LAP	1:26.852	47	1:11.884	1:20.639
25	1 LAP	1:26.568	11	3 LAPS	1:34.730	22	2 LAPS	1:33.829	69	1:12.337	1:20.343	69	1:15.393	1:20.082
27	1:12.255	1:28.932							30	1 LAP	1:24.948			

\*\* CAR 27 NEEDS A WORKING TRANSPONDER - Regulation Q.12.2.1 refers.

\* Car 34 - Transponder working intermittently. Weather/Track: Sun/Dry

Donington Park  
Circuit Length = 1.9790 miles.  
Start: 14:27 End: 14:58

**Historic Touring Car Challenge for 1966-85 Touring Cars**  
**RACE 1 - LAP CHART - Donington Park - 3/4/5 May 2014**  
 (contd.)


Lap 21			Lap 22			Lap 23			Lap 24			Lap 25		
No	Behind	Laptime	No	Behind	Laptime	No	Behind	Laptime	No	Behind	Laptime	No	Behind	Laptime
3		1:17.534	3		1:17.301	3		1:18.039						
21	2 LAPS	1:27.568	20	3 LAPS	1:29.618	69	1 LAP	1:19.757						
30	2 LAPS	1:25.781	69	1 LAP	1:20.015	20	3 LAPS	1:30.329						
6	9 LAPS	1:29.496	21	2 LAPS	1:25.811	21	2 LAPS	1:25.869						
27	1 LAP	1:21.247	30	2 LAPS	1:25.039	30	2 LAPS	1:25.022						
22	3 LAPS	1:32.596	27	1 LAP	1:22.684	27	1 LAP	1:23.079						
25	2 LAPS	1:25.704	17	1 LAP	1:23.666	17	1 LAP	1:22.023						
17	1 LAP	1:21.362	25	2 LAPS	1:28.545	25	2 LAPS	1:25.660						
11	4 LAPS	1:35.330	22	3 LAPS	1:33.149	22	3 LAPS	1:33.365						
85	3 LAPS	1:30.540	6	9 LAPS	1:37.515	6	9 LAPS	1:32.822						
2	2 LAPS	1:19.462	11	4 LAPS	1:35.874	2	2 LAPS	1:20.493						
44	1 LAP	1:19.943	2	2 LAPS	1:19.878	34	1:12.547	1:20.382						
34	1:07.811	1:19.649	34	1:10.204	1:19.694	11	4 LAPS	1:35.152						
47	1:15.025	1:20.675	85	3 LAPS	1:31.375	85	3 LAPS	1:31.670						
			47	1:17.754	1:20.030	47	1:48.450	1:48.735P						

\*\* CAR 27 NEEDS A WORKING TRANSPONDER - Regulation Q.12.2.1 refers.

\* Car 34 - Transponder working intermittently. Weather/Track: Sun/Dry

# Historic Touring Car Challenge for 1966-85 Touring Cars

## RACE 7 - GRID AMENDED - Donington Park - 3/4/5 May 2014

ROW 8	35 Morris	14 Wood
ROW 7	11 Allen/Bailey-Watts	6 Giles/Strachan
ROW 6	22 Edwards/Edwards	85 Green/Lewis
ROW 5	2 Young/Smith	20 Keen/Blackburn
ROW 4	30 Thomas	25 Robinson/Gravett
ROW 3	17 Williams/Williams	21 Ratcliff/Dawson
ROW 2	47 Scragg/Nicoll-Jones	27 Postins **
ROW 1	3 Soper/Young	34 Watts/Swift
	POLE	
		

**CARS 44 & 69 WITHDRAWN**

**Weather/Track: Sun/Dry**

**These results are provisional until the conclusion of any judicial and technical matters.**

Donington Park

Circuit Length = 1.9790 miles.

Start: 14:27 End: 14:58

Clerk of the Course:

Timekeeper:

# HSCC Historic Formula 3

## RACE 2 - CLASSIFICATION - Donington Park - 3/4/5 May 2014

POS	NO	CL	DRIVER	NAT	CAR	TIME	LAPS	GAP	MPH	BEST
1	26	B	Steve SEAMAN	GB	Brabham BT21	25:48.243	19		87.35	1:18.972
2	22	B	Simon ARMER	GB	March 703	26:17.755	19	29.512	85.72	1:21.180
3	65	JE1	Urs MULLER		Lotus 20/22	26:23.233	19	34.990	85.42	1:21.628
4	6	B	Leif BOSSON	SWE	Brabham BT28	26:27.293	19	39.050	85.20	1:21.709
5	55	B	Julian MAYNARD	GB	Chevron B17	27:09.707	19	1:21.464	82.99	1:23.476
6	3	B	Klaus BERGS	DE	Brabham BT28	27:48.862	19	2:00.619	81.04	1:23.275
7	10	JD1	Greg THORNTON	GB	Cooper T52	26:01.870	18	1 LAP	82.03	1:25.107
8	50	B	Jim TIMMS	GB	Brabham BT21	26:04.657	18	1 LAP	81.88	1:24.892
9	27	B	Ian FORWARD	GB	Brabham BT21	26:36.653	18	1 LAP	80.24	1:24.808
10	19	B	Peter FROUDE	GB	Tecno F3	26:43.015	18	1 LAP	79.92	1:25.681
11	83	JE1	Arlette MULLER		Lotus 22	26:43.136	18	1 LAP	79.92	1:24.701
12	24	B	Andrew THORPE	GB	Lotus 31	27:04.076	18	1 LAP	78.89	1:26.717
13	67	JE1	Ned SPIEKER	USA	Brabham BT6	26:18.627	17	2 LAPS	76.65	1:29.779

### NOT CLASSIFIED

52	B	Paul WAINE	GB	De Sanctis 69	25:14.725	18	D.N.F.	84.58	1:20.406
11	B	Ian BANKHURST	GB	Alexis HF802	20:33.103	15	D.N.F.	86.57	1:18.964
34	B	Jim BLOCKLEY	GB	Brabham BT21B	26:57.331	13	N.C.F.	57.19	1:22.509
57	B	Rene LIGONNET	FR	Chevron B15	20:37.262	12	D.N.F.	69.00	1:26.647
44	B	Peter HAMILTON	GB	Tecno	16:14.058	11	D.N.F.	80.34	1:24.648
16	B	Mark LINSTONE	GB	Brabham BT21	14:27.827	10	D.N.F.	81.96	1:24.595
78	B	Mark WITHERSPOON	GB	Tecno	11:43.727	8	D.N.F.	80.83	1:24.606
71	B	Chris HOLLAND	GB	Brabham BT21	1:55.270	1	D.N.F.	60.83	
13	B	Dean FORWARD	GB	Tecno TF3		0	D.N.F.	N/A	

### FASTEST LAP

11	B	Ian BANKHURST		Alexis HF802	1:18.964	14	90.22mph	145.20kph
65	JE1	Urs MULLER		Lotus 20/22	1:21.628	14	87.27mph	140.46kph
10	JD1	Greg THORNTON		Cooper T52	1:25.107	12	83.71mph	134.72kph

Weather/Track: Sun/Dry

These results are provisional until the conclusion of any judicial and technical matters.

Donington Park  
Circuit Length = 1.9790 miles.  
Start: 15:15 End: 15:41

Clerk of the Course:

Timekeeper:

### HSCC Historic Formula 3

### RACE 2 - LAP ANALYSIS - Donington Park - 3/4/5 May 2014

<b>3</b>	<b>Klaus BERGS</b>	<b>DE</b>	Brabham BT28
1 - 1:39.235	6 - 1:25.365	11 - 1:25.806	16 - 1:23.990
2 - 1:29.354	7 - 1:26.139	12 - 1:24.582	17 - 1:23.388
3 - 1:26.601	8 - 1:24.570	13 - 1:23.566	18 - 1:25.644
4 - 1:27.473	9 - 1:24.492	14 - <b>1:23.275</b>	19 - 2:00.895P
5 - 1:25.604	10 - 1:24.841	15 - 1:24.042	
<b>6</b>	<b>Leif BOSSON</b>	<b>SWE</b>	Brabham BT28
1 - 1:32.135	6 - 1:22.670	11 - 1:22.194	16 - 1:24.067
2 - 1:26.524	7 - 1:22.402	12 - 1:22.771	17 - 1:22.942
3 - 1:25.926	8 - 1:22.235	13 - 1:22.344	18 - 1:22.709
4 - 1:24.137	9 - 1:21.968	14 - <b>1:21.709</b>	19 - 1:22.103
5 - 1:23.338	10 - 1:22.262	15 - 1:22.857	
<b>10</b>	<b>Greg THORNTON</b>	<b>GB</b>	Cooper T52
1 - 1:37.918	6 - 1:25.400	11 - 1:27.083	16 - 1:25.485
2 - 1:27.394	7 - 1:26.658	12 - <b>1:25.107</b>	17 - 1:25.427
3 - 1:26.602	8 - 1:27.016	13 - 1:28.824	18 - 1:25.304
4 - 1:25.568	9 - 1:25.431	14 - 1:25.969	
5 - 1:25.985	10 - 1:25.355	15 - 1:25.344	
<b>11</b>	<b>Ian BANKHURST</b>	<b>GB</b>	Alexis HF802
1 - 1:28.830	6 - 1:21.569	11 - 1:19.610	
2 - 1:23.218	7 - 1:20.711	12 - 1:20.344	
3 - 1:21.729	8 - 1:20.032	13 - 1:19.429	
4 - 1:21.758	9 - 1:20.822	14 - <b>1:18.964</b>	
5 - 1:21.520	10 - 1:19.953	15 - 1:34.614P	
<b>13</b>	<b>Dean FORWARD</b>	<b>GB</b>	Tecno TF3
<b>16</b>	<b>Mark LINSTONE</b>	<b>GB</b>	Brabham BT21
1 - 1:36.939	6 - 1:25.880		
2 - 1:26.172	7 - 1:26.070		
3 - 1:25.940	8 - 1:25.184		
4 - 1:26.341	9 - 1:25.270		
5 - 1:25.436	10 - <b>1:24.595</b>		

Weather/Track: Sun/Dry

www.mstworld.com

Page 1 of 4

Donington Park  
Circuit Length = 1.9790 miles.  
Start: 15:15 End: 15:41

Printed - 15:45 Saturday, 03 May 2014

# HSCC Historic Formula 3

## RACE 2 - LAP ANALYSIS - Donington Park - 3/4/5 May 2014

(contd.)

<b>19</b>	<b>Peter FROUDE</b>	<b>GB</b>	Tecno F3
1 - 1:44.280	6 - 1:26.796	11 - 1:30.495	16 - 1:28.165
2 - 1:28.929	7 - 1:27.033	12 - 1:27.914	17 - 1:28.030
3 - 1:28.081	8 - 1:26.768	13 - 1:27.692	18 - 1:31.754
4 - 1:30.325	9 - 1:25.740	14 - 1:27.351	
5 - 1:29.469	10 - <b>1:25.681</b>	15 - 1:28.512	
<b>22</b>	<b>Simon ARMER</b>	<b>GB</b>	March 703
1 - 1:30.628	6 - 1:21.183	11 - 1:22.678	16 - 1:22.879
2 - 1:23.093	7 - <b>1:21.180</b>	12 - 1:22.584	17 - 1:23.019
3 - 1:22.370	8 - 1:21.691	13 - 1:22.952	18 - 1:22.675
4 - 1:21.722	9 - 1:22.159	14 - 1:22.689	19 - 1:22.441
5 - 1:21.509	10 - 1:27.129	15 - 1:23.174	
<b>24</b>	<b>Andrew THORPE</b>	<b>GB</b>	Lotus 31
1 - 1:47.289	6 - 1:27.946	11 - 1:29.738	16 - <b>1:26.717</b>
2 - 1:30.968	7 - 1:26.988	12 - 1:37.884	17 - 1:27.686
3 - 1:30.358	8 - 1:27.161	13 - 1:31.702	18 - 1:28.112
4 - 1:31.133	9 - 1:26.774	14 - 1:28.709	
5 - 1:28.775	10 - 1:28.319	15 - 1:27.817	
<b>26</b>	<b>Steve SEAMAN</b>	<b>GB</b>	Brabham BT21
1 - 1:29.162	6 - 1:21.547	11 - 1:19.337	16 - 1:20.336
2 - 1:22.615	7 - 1:20.795	12 - 1:20.853	17 - 1:23.060
3 - 1:21.757	8 - 1:19.534	13 - 1:20.136	18 - 1:22.315
4 - 1:21.813	9 - 1:20.214	14 - <b>1:18.972</b>	19 - 1:24.623
5 - 1:21.338	10 - 1:19.713	15 - 1:20.123	
<b>27</b>	<b>Ian FORWARD</b>	<b>GB</b>	Brabham BT21
1 - 1:44.717	6 - 1:27.550	11 - 1:41.576	16 - <b>1:24.808</b>
2 - 1:30.166	7 - 1:26.535	12 - 1:27.453	17 - 1:25.218
3 - 1:27.802	8 - 1:26.311	13 - 1:27.262	18 - 1:26.751
4 - 1:28.311	9 - 1:26.155	14 - 1:26.188	
5 - 1:28.335	10 - 1:25.758	15 - 1:25.757	
<b>34</b>	<b>Jim BLOCKLEY</b>	<b>GB</b>	Brabham BT21B
1 - 1:31.360	6 - 1:24.669	11 - 1:22.831	
2 - 1:41.992P	7 - 1:24.904	12 - 1:23.400	
3 - 9:44.723	8 - 1:26.149	13 - 1:23.887	
4 - 1:24.243	9 - 1:24.137		
5 - <b>1:22.509</b>	10 - 1:22.527		

Weather/Track: Sun/Dry

www.mstworld.com

Page 2 of 4

Donington Park  
Circuit Length = 1.9790 miles.  
Start: 15:15 End: 15:41

Printed - 15:45 Saturday, 03 May 2014

# HSCC Historic Formula 3

## RACE 2 - LAP ANALYSIS - Donington Park - 3/4/5 May 2014

(contd.)

<b>44</b>	<b>Peter HAMILTON</b>	<b>GB</b>	Tecno
1 - 1:42.296	6 - 1:25.294	11 - 1:29.041	
2 - 1:27.933	7 - 1:25.710		
3 - 1:27.157	8 - <b>1:24.648</b>		
4 - 1:26.249	9 - 1:33.728		
5 - 1:25.484	10 - 1:26.518		
<b>50</b>	<b>Jim TIMMS</b>	<b>GB</b>	Brabham BT21
1 - 1:39.173	6 - 1:25.490	11 - 1:27.068	16 - 1:25.258
2 - 1:28.648	7 - 1:24.906	12 - 1:25.204	17 - 1:26.771
3 - 1:27.121	8 - <b>1:24.892</b>	13 - 1:27.104	18 - 1:25.944
4 - 1:27.406	9 - 1:25.653	14 - 1:27.693	
5 - 1:25.544	10 - 1:25.872	15 - 1:24.910	
<b>52</b>	<b>Paul WAINE</b>	<b>GB</b>	De Sanctis 69
1 - 1:29.921	6 - 1:20.941	11 - 1:20.795	16 - 1:22.289
2 - 1:23.547	7 - 1:20.535	12 - <b>1:20.406</b>	17 - 1:21.215
3 - 1:21.915	8 - 1:45.674	13 - 1:21.725	18 - 1:22.335
4 - 1:22.020	9 - 1:21.329	14 - 1:34.328	
5 - 1:21.083	10 - 1:22.188	15 - 1:22.479	
<b>55</b>	<b>Julian MAYNARD</b>	<b>GB</b>	Chevron B17
1 - 1:38.655	6 - 1:24.521	11 - 1:24.906	16 - 1:24.069
2 - 1:29.701	7 - 1:25.323	12 - 1:25.584	17 - 1:23.680
3 - 1:26.636	8 - 1:26.309	13 - 1:26.119	18 - 1:23.524
4 - 1:25.678	9 - 1:23.910	14 - 1:23.673	19 - 1:25.032
5 - 1:25.126	10 - 1:23.785	15 - <b>1:23.476</b>	
<b>57</b>	<b>Rene LIGONNET</b>	<b>FR</b>	Chevron B15
1 - 1:41.483	6 - 1:28.672	11 - 1:27.799	
2 - 1:28.470	7 - 1:30.595	12 - 1:28.251	
3 - 1:29.519	8 - <b>1:26.647</b>		
4 - 2:15.643P	9 - 1:27.053		
5 - 3:24.922	10 - 1:28.208		
<b>65</b>	<b>Urs MULLER</b>		Lotus 20/22
1 - 1:35.480	6 - 1:23.317	11 - 1:23.127	16 - 1:22.680
2 - 1:23.462	7 - 1:21.992	12 - 1:21.819	17 - 1:22.237
3 - 1:24.282	8 - 1:22.660	13 - 1:22.466	18 - 1:22.414
4 - 1:23.534	9 - 1:22.287	14 - <b>1:21.628</b>	19 - 1:22.488
5 - 1:23.304	10 - 1:21.816	15 - 1:22.240	

Weather/Track: Sun/Dry

www.mstworld.com

Page 3 of 4

Donington Park  
Circuit Length = 1.9790 miles.  
Start: 15:15 End: 15:41

Printed - 15:45 Saturday, 03 May 2014



## HSCC Historic Formula 3

### RACE 2 - LAP ANALYSIS - Donington Park - 3/4/5 May 2014

(contd.)

<b>67</b>	<b>Ned SPIEKER</b>	<b>USA</b>	Brabham BT6
1 - 1:47.479	6 - <b>1:29.779</b>	11 - 1:31.830	16 - 1:31.207
2 - 1:31.758	7 - 1:30.220	12 - 1:31.640	17 - 1:40.464P
3 - 1:30.703	8 - 1:32.508	13 - 1:30.972	
4 - 1:31.021	9 - 1:33.390	14 - 1:30.952	
5 - 1:29.854	10 - 1:32.810	15 - 1:32.040	
<b>71</b>	<b>Chris HOLLAND</b>	<b>GB</b>	Brabham BT21
1 - 1:55.270P			
<b>78</b>	<b>Mark WITHERSPOON</b>	<b>GB</b>	Tecno
1 - 1:40.371	6 - 1:25.263		
2 - 1:29.107	7 - <b>1:24.606</b>		
3 - 1:26.378	8 - 1:24.925		
4 - 1:27.524			
5 - 1:25.553			
<b>83</b>	<b>Arlette MULLER</b>		Lotus 22
1 - 1:47.476	6 - 1:27.704	11 - 1:30.936	16 - 1:25.797
2 - 1:31.860	7 - 1:25.772	12 - 1:27.198	17 - 1:26.498
3 - 1:28.388	8 - 1:25.316	13 - 1:27.421	18 - 1:26.357
4 - 1:29.748	9 - <b>1:24.701</b>	14 - 1:27.775	
5 - 1:27.766	10 - 1:25.922	15 - 1:36.501	

Weather/Track: Sun/Dry

[www.mstworld.com](http://www.mstworld.com)

Page 4 of 4

Donington Park  
Circuit Length = 1.9790 miles.  
Start: 15:15 End: 15:41

Printed - 15:45 Saturday, 03 May 2014

# HSCC Historic Formula 3

## RACE 2 - LAP CHART - Donington Park - 3/4/5 May 2014

Lap 1			Lap 2			Lap 3			Lap 4			Lap 5		
No	Behind	Laptime	No	Behind	Laptime	No	Behind	Laptime	No	Behind	Laptime	No	Behind	Laptime
11		1:28.830	26		1:22.615	26		1:21.757	26		1:21.813	26		1:21.338
26	0.332	1:29.162	11	0.271	1:23.218	11	0.243	1:21.729	11	0.188	1:21.758	11	0.370	1:21.520
52	1.091	1:29.921	52	1.691	1:23.547	52	1.849	1:21.915	52	2.056	1:22.020	52	1.801	1:21.083
22	1.798	1:30.628	22	1.944	1:23.093	22	2.557	1:22.370	22	2.466	1:21.722	22	2.637	1:21.509
34	2.530	1:31.360	6	6.882	1:26.524	65	9.690	1:24.282	65	11.411	1:23.534	65	13.377	1:23.304
6	3.305	1:32.135	65	7.165	1:23.462	6	11.051	1:25.926	6	13.375	1:24.137	6	15.375	1:23.338
65	6.650	1:35.480	16	11.334	1:26.172	16	15.517	1:25.940	16	20.045	1:26.341	16	24.143	1:25.436
16	8.109	1:36.939	10	13.535	1:27.394	10	18.380	1:26.602	10	22.135	1:25.568	10	26.782	1:25.985
10	9.088	1:37.918	50	16.044	1:28.648	50	21.408	1:27.121	55	25.323	1:25.678	55	29.111	1:25.126
55	9.825	1:38.655	55	16.579	1:29.701	55	21.458	1:26.636	50	27.001	1:27.406	50	31.207	1:25.544
50	10.343	1:39.173	3	16.812	1:29.354	3	21.656	1:26.601	3	27.316	1:27.473	3	31.582	1:25.604
3	10.405	1:39.235	78	17.701	1:29.107	78	22.322	1:26.378	78	28.033	1:27.524	78	32.248	1:25.553
78	11.541	1:40.371	57	18.176	1:28.470	44	23.852	1:27.157	44	28.288	1:26.249	44	32.434	1:25.484
57	12.653	1:41.483	44	18.452	1:27.933	57	25.938	1:29.519	27	35.649	1:28.311	27	42.646	1:28.335
44	13.466	1:42.296	34	21.575	1:41.992P	19	27.756	1:28.081	19	36.268	1:30.325	19	44.399	1:29.469
19	15.450	1:44.280	19	21.432	1:28.929	27	29.151	1:27.802	83	42.125	1:29.748	83	48.553	1:27.766
27	15.887	1:44.717	27	23.106	1:30.166	83	34.190	1:28.388	24	44.401	1:31.133	24	51.838	1:28.775
24	18.459	1:47.289	24	26.480	1:30.968	24	35.081	1:30.358	67	45.614	1:31.021	67	54.130	1:29.854
67	18.649	1:47.479	67	27.460	1:31.758	67	36.406	1:30.703	57	1:19.768	2:15.643P			
83	18.646	1:47.476	83	27.559	1:31.860									
71	26.440	1:55.270P												

Weather/Track: Sun/Dry

www.mstworld.com

Page 1 of 4

Donington Park  
Circuit Length = 1.9790 miles.  
Start: 15:15 End: 15:41

Printed - 15:45 Saturday, 03 May 2014

# HSCC Historic Formula 3

## RACE 2 - LAP CHART - Donington Park - 3/4/5 May 2014

(contd.)

Lap 6			Lap 7			Lap 8			Lap 9			Lap 10		
No	Behind	Laptime	No	Behind	Laptime	No	Behind	Laptime	No	Behind	Laptime	No	Behind	Laptime
26		1:21.547	26		1:20.795	26		1:19.534	26		1:20.214	26		1:19.713
11	0.392	1:21.569	11	0.308	1:20.711	11	0.806	1:20.032	11	1.414	1:20.822	11	1.654	1:19.953
52	1.195	1:20.941	52	0.935	1:20.535	22	4.815	1:21.691	67	1 LAP	1:32.508	22	14.176	1:27.129
22	2.273	1:21.183	22	2.658	1:21.180	65	19.470	1:22.660	22	6.760	1:22.159	67	1 LAP	1:33.390
65	15.147	1:23.317	65	16.344	1:21.992	6	20.806	1:22.235	65	21.543	1:22.287	65	23.646	1:21.816
6	16.498	1:22.670	6	18.105	1:22.402	52	27.075	1:45.674	6	22.560	1:21.968	6	25.109	1:22.262
16	28.476	1:25.880	16	33.751	1:26.070	16	39.401	1:25.184	52	28.190	1:21.329	52	30.665	1:22.188
10	30.635	1:25.400	10	36.498	1:26.658	55	43.388	1:26.309	34	6 LAPS	9:44.723	34	6 LAPS	1:24.243
55	32.085	1:24.521	55	36.613	1:25.323	10	43.980	1:27.016	16	44.457	1:25.270	16	49.339	1:24.595
50	35.150	1:25.490	50	39.261	1:24.906	50	44.619	1:24.892	55	47.084	1:23.910	55	51.156	1:23.785
3	35.400	1:25.365	78	39.775	1:24.606	78	45.166	1:24.925	10	49.197	1:25.431	10	54.839	1:25.355
78	35.964	1:25.263	3	40.744	1:26.139	3	45.780	1:24.570	3	50.058	1:24.492	3	55.186	1:24.841
44	36.181	1:25.294	57	2 LAPS	3:24.922	44	46.210	1:24.648	50	50.058	1:25.653	50	56.217	1:25.872
27	48.649	1:27.550	44	41.096	1:25.710	57	2 LAPS	1:28.672	44	59.724	1:33.728	44	1:06.529	1:26.518
19	49.648	1:26.796	27	54.389	1:26.535	27	1:01.166	1:26.311	57	2 LAPS	1:30.595	57	2 LAPS	1:26.647
83	54.710	1:27.704	19	55.886	1:27.033	19	1:03.120	1:26.768	27	1:07.107	1:26.155	27	1:13.152	1:25.758
24	58.237	1:27.946	83	59.687	1:25.772	83	1:05.469	1:25.316	19	1:08.646	1:25.740	19	1:14.614	1:25.681
67	1:02.362	1:29.779	24	1:04.430	1:26.988	24	1:12.057	1:27.161	83	1:09.956	1:24.701	83	1:16.165	1:25.922
			67	1:11.787	1:30.220				24	1:18.617	1:26.774			

Weather/Track: Sun/Dry

www.mstworld.com

Page 2 of 4

Donington Park  
Circuit Length = 1.9790 miles.  
Start: 15:15 End: 15:41

Printed - 15:45 Saturday, 03 May 2014

### HSCC Historic Formula 3

### RACE 2 - LAP CHART - Donington Park - 3/4/5 May 2014

(contd.)

Lap 11			Lap 12			Lap 13			Lap 14			Lap 15		
No	Behind	Laptime	No	Behind	Laptime	No	Behind	Laptime	No	Behind	Laptime	No	Behind	Laptime
26		1:19.337	26		1:20.853	26		1:20.136	26		1:18.972	26		1:20.123
11	1.927	1:19.610	11	1.418	1:20.344	11	0.711	1:19.429	11	0.703	1:18.964	10	1 LAP	1:25.969
24	1 LAP	1:28.319	19	1 LAP	1:30.495	57	3 LAPS	1:28.208	57	3 LAPS	1:27.799	50	1 LAP	1:27.693
22	17.517	1:22.678	83	1 LAP	1:30.936	19	1 LAP	1:27.914	19	1 LAP	1:27.692	11	15.194	1:34.614P
65	27.436	1:23.127	27	1 LAP	1:41.576	83	1 LAP	1:27.198	83	1 LAP	1:27.421	57	3 LAPS	1:28.251
6	27.966	1:22.194	24	1 LAP	1:29.738	27	1 LAP	1:27.453	22	25.781	1:22.689	19	1 LAP	1:27.351
67	1 LAP	1:32.810	22	19.248	1:22.584	22	22.064	1:22.952	27	1 LAP	1:27.262	22	28.832	1:23.174
52	32.123	1:20.795	65	28.402	1:21.819	65	30.732	1:22.466	65	33.388	1:21.628	83	1 LAP	1:27.775
34	6 LAPS	1:22.509	6	29.884	1:22.771	6	32.092	1:22.344	6	34.829	1:21.709	65	35.505	1:22.240
55	56.725	1:24.906	52	31.676	1:20.406	52	33.265	1:21.725	24	1 LAP	1:31.702	27	1 LAP	1:26.188
3	1:01.655	1:25.806	67	1 LAP	1:31.830	24	1 LAP	1:37.884	52	48.621	1:34.328	6	37.563	1:22.857
10	1:02.585	1:27.083	34	6 LAPS	1:24.669	67	1 LAP	1:31.640	34	6 LAPS	1:26.149	52	50.977	1:22.479
50	1:03.948	1:27.068	55	1:01.456	1:25.584	34	6 LAPS	1:24.904	67	1 LAP	1:30.972	24	1 LAP	1:28.709
57	2 LAPS	1:27.053	3	1:05.384	1:24.582	55	1:07.439	1:26.119	55	1:12.140	1:23.673	34	6 LAPS	1:24.137
44	1:16.233	1:29.041	10	1:06.839	1:25.107	3	1:08.814	1:23.566	3	1:13.117	1:23.275	55	1:15.493	1:23.476
			50	1:08.299	1:25.204	50	1:15.267	1:27.104				3	1:17.036	1:24.042
						10	1:15.527	1:28.824				67	1 LAP	1:30.952

Weather/Track: Sun/Dry

www.mstworld.com

Page 3 of 4

Donington Park  
Circuit Length = 1.9790 miles.  
Start: 15:15 End: 15:41

Printed - 15:45 Saturday, 03 May 2014

### HSCC Historic Formula 3

### RACE 2 - LAP CHART - Donington Park - 3/4/5 May 2014

(contd.)

Lap 16			Lap 17			Lap 18			Lap 19			Lap 20		
No	Behind	Laptime	No	Behind	Laptime	No	Behind	Laptime	No	Behind	Laptime	No	Behind	Laptime
26		1:20.336	26		1:23.060	26		1:22.315	26		1:24.623			
10	1 LAP	1:25.344	67	2 LAPS	1:32.040	10	1 LAP	1:25.427	10	1 LAP	1:25.304			
50	1 LAP	1:24.910	10	1 LAP	1:25.485	67	2 LAPS	1:31.207	50	1 LAP	1:25.944			
22	31.375	1:22.879	50	1 LAP	1:25.258	50	1 LAP	1:26.771	22	29.512	1:22.441			
19	1 LAP	1:28.512	22	31.334	1:23.019	22	31.694	1:22.675	67	2 LAPS	1:40.464P			
65	37.849	1:22.680	65	37.026	1:22.237	65	37.125	1:22.414	65	34.990	1:22.488			
6	41.294	1:24.067	6	41.176	1:22.942	6	41.570	1:22.709	6	39.050	1:22.103			
27	1 LAP	1:25.757	19	1 LAP	1:28.165	27	1 LAP	1:25.218	27	1 LAP	1:26.751			
83	1 LAP	1:36.501	27	1 LAP	1:24.808	19	1 LAP	1:28.030	19	1 LAP	1:31.754			
52	52.930	1:22.289	83	1 LAP	1:25.797	52	51.105	1:22.335	83	1 LAP	1:26.357			
24	1 LAP	1:27.817	52	51.085	1:21.215	83	1 LAP	1:26.498	34	6 LAPS	1:23.887			
34	6 LAPS	1:22.527	24	1 LAP	1:26.717	34	6 LAPS	1:23.400	24	1 LAP	1:28.112			
55	1:19.226	1:24.069	34	6 LAPS	1:22.831	24	1 LAP	1:27.686	55	1:21.464	1:25.032			
3	1:20.690	1:23.990	55	1:19.846	1:23.680	55	1:21.055	1:23.524	3	2:00.619	2:00.895P			
			3	1:21.018	1:23.388	3	1:24.347	1:25.644						

Weather/Track: Sun/Dry

www.mstworld.com

Page 4 of 4


Donington Park  
Circuit Length = 1.9790 miles.  
Start: 15:15 End: 15:41

Printed - 15:45 Saturday, 03 May 2014

# HSCC Historic Formula 3

## RACE 6 - GRID AMENDED - Donington Park - 3/4/5 May 2014

ROW 11	27	FORWARD			
ROW 10				71	HOLLAND
ROW 9	44	HAMILTON		16	LINSTONE
ROW 8	34	BLOCKLEY		57	LIGONNET
ROW 7	52	WAINE		11	BANKHURST
ROW 6	24	THORPE		67	SPIEKER
ROW 5	19	FROUDE		83	MULLER
ROW 4	10	THORNTON		50	TIMMS
ROW 3	55	MAYNARD		3	BERGS
ROW 2	65	MULLER		6	BOSSON
ROW 1	26	SEAMAN		22	ARMER
			POLE		



**CAR 27 TO START FROM BACK OF GRID**

**Weather/Track: Sun/Dry**

**These results are provisional until the conclusion of any judicial and technical matters.**

Donington Park

Circuit Length = 1.9790 miles.

Start: 15:15 End: 15:41

Clerk of the Course:

Timekeeper:

# Pre'63 GT

## RACE 3 - CLASSIFICATION - Donington Park - 3/4/5 May 2014

POS	NO	CL	DRIVER(S)	CAR	TIME	LAPS	GAP	MPH	BEST
1	60	C	Pearson **/Oliver	Ferrari 250 GT Berlinetta SWB	1:01:03.981	39		75.80	1:23.202
2	65	D	Hunt/Blakeney-Edwards	AC Cobra	1:01:08.904	39	4.923	75.70	1:24.473
3	75	INV	Monteverde**/Pearson	Aston Martin DB4	1:01:43.058	39	39.077	75.00	1:25.545
4	73	D	Cottingham/Cottingham	Jaguar E-Type	1:01:55.738	39	51.757	74.74	1:25.231
5	85	D	Burton	Jaguar E-type	1:02:01.085	38	1 LAP	72.72	1:28.059
6	13	A	Wilson/Wolfe	Lotus Elite	1:02:02.091	38	1 LAP	72.70	1:28.065
7	39	B	Wykeham/Emberson	Morgan +4 Supersports	1:02:02.698	38	1 LAP	72.69	1:28.619
8	50	D	Hall/O'Shea	Jaguar E type SI	1:02:26.313	38	1 LAP	72.23	1:29.205
9	84	D	Clark/McCaig	Jaguar E-Type	1:02:34.076	38	1 LAP	72.08	1:26.249
10	23	A	Stoehrmannjr/Stoehrmann	Lotus Elite	1:01:19.659	37	2 LAPS	71.60	1:29.198
11	15	A	Winchester/Mallard	Ginetta G4	1:01:32.758	37	2 LAPS	71.35	1:28.168
12	71	C	Orebi Gann/Burru	Morgan +4 Supersports	1:01:45.223	37	2 LAPS	71.11	1:28.839
13	33	A	Clegg/Clegg	Austin Healey Sebring Sprite	1:02:05.513	37	2 LAPS	70.72	1:29.928
14	97	A	Atkins/Curnow	Lotus Elite	1:02:17.759	37	2 LAPS	70.49	1:29.674
15	42	A	Birch	Lotus Elite	1:01:20.972	36	3 LAPS	69.64	1:32.350
16	69	D	Welch/Green	Jensen 541 R	1:01:21.223	36	3 LAPS	69.64	1:32.538
17	96	A	Bentley/Morgan	Ginetta G4	1:01:27.934	36	3 LAPS	69.51	1:27.235
18	91	A	Wood/Bilderbeck	Turner Climax Mk1	1:02:04.870	36	3 LAPS	68.82	1:33.267
19	81	B	Ellis	MG MGA Twin Cam	1:02:21.866	35	4 LAPS	66.60	1:34.627
20	121	C	Allen/Bailey-Watts	Aston Martin DB2 LW Le Mans	1:02:39.468	35	4 LAPS	66.29	1:37.548
21	36	B	Wright/Clark	Porsche 356A	1:02:32.441	34	5 LAPS	64.52	1:37.716
22	53	A	Bason/Bason	Lotus Elite S2	1:01:13.194	33	6 LAPS	63.97	1:32.183
23	51	D	Truslove **	Jaguar E-type	50:52.997	31	8 LAPS	72.30	1:27.275
24	28	A	Wright/Gans	Lotus Elite S1	51:43.663	31	8 LAPS	71.12	1:27.620
25	1	D	Friedrichs/Hadfield	Aston Martin DB4GT	1:01:05.455	31	8 LAPS	60.22	1:23.916

### NOT CLASSIFIED

17	INV	Naismith	Aston Martin DB4	23:11.197	13	D.N.F.	66.49	1:25.537
70	B	Kremer/Kremer	Morgan +4 Supersports	23:44.449	13	D.N.F.	64.94	1:28.900
63	D	Minshaw/Venables	Jaguar E-Type	17:35.791	9	D.N.F.	60.62	1:29.941

### FASTEST LAP

60	C	Pearson **/Oliver	Ferrari 250 GT Berlinetta SWB	1:23.202	9	85.62mph	137.80kph
1	D	Friedrichs/Hadfield	Aston Martin DB4GT	1:23.916	27	84.89mph	136.63kph
17	INV	Naismith	Aston Martin DB4	1:25.537	2	83.29mph	134.04kph
96	A	Bentley/Morgan	Ginetta G4	1:27.235	16	81.66mph	131.43kph
39	B	Wykeham/Emberson	Morgan +4 Supersports	1:28.619	33	80.39mph	129.38kph

\*\*Cars 51, 60 & 75 require working transponders - Regulation Q.12.2.1 refers.

Weather/Track: Bright/Dry

These results are provisional until the conclusion of any judicial and technical matters.

Donington Park  
Circuit Length = 1.9790 miles.  
Start: 15:57 End: 16:58

Clerk of the Course:	Timekeeper:
----------------------	-------------

# Pre'63 GT

## RACE 3 - LAP ANALYSIS - Donington Park - 3/4/5 May 2014

<b>1</b>	<b>Friedrichs/Hadfield</b>			Aston Martin DB4GT		
1 - 1:31.522	6 - 1:29.166	11 - 1:29.321	16 - 1:24.501	21 - 1:24.389	26 - 1:23.972	31 - 1:24.405
2 - X:00.000P	7 - 1:29.380	12 - 1:28.817	17 - 1:23.984	22 - 1:25.500	27 - <b>1:23.916</b>	
3 - 4:10.827	8 - 1:29.422	13 - 1:32.807P	18 - 1:26.785	23 - 1:24.637	28 - 1:24.313	
4 - 1:31.073	9 - 1:29.640	14 - 2:10.231	19 - 1:25.324	24 - 1:23.930	29 - 1:24.870	
5 - 1:31.058	10 - 1:28.909	15 - 1:24.715	20 - 1:24.718	25 - 1:24.507	30 - 1:24.717	
<b>13</b>	<b>Wilson/Wolfe</b>			Lotus Elite		
1 - 1:40.560	11 - 1:31.551	21 - 1:28.128	31 - 1:28.174			
2 - 1:33.211	12 - 1:31.114	22 - 1:28.763	32 - 1:29.136			
3 - 1:34.669	13 - 1:31.061	23 - 1:28.608	33 - 1:28.845			
4 - 2:23.622	14 - 1:30.972	24 - 1:30.111	34 - 1:29.762			
5 - 2:22.028	15 - 1:30.849	25 - 1:28.678	35 - 1:30.004			
6 - 2:16.631	16 - 1:34.921P	26 - 1:28.813	36 - 1:29.385			
7 - 2:03.813	17 - 2:16.560	27 - 1:29.956	37 - 1:29.491			
8 - 2:18.204	18 - 1:30.133	28 - 1:28.742	38 - 1:31.591			
9 - 1:32.978	19 - 1:29.550	29 - 1:30.148				
10 - 1:33.596	20 - <b>1:28.065</b>	30 - 1:29.668				
<b>15</b>	<b>Winchester/Mallard</b>			Ginetta G4		
1 - 1:36.523	11 - 1:29.184	21 - 1:28.419	31 - 1:29.113			
2 - 1:30.687	12 - 1:28.648	22 - 1:29.241	32 - 1:30.010			
3 - 1:30.797	13 - 1:28.846	23 - 1:30.440	33 - 1:29.798			
4 - 2:28.133	14 - 1:29.573	24 - 1:33.273	34 - 1:34.788			
5 - 2:21.222	15 - 1:29.022	25 - 1:29.419	35 - 1:33.075			
6 - 2:16.529	16 - 1:29.020	26 - 1:29.496	36 - 1:45.499P			
7 - 2:04.711	17 - 1:35.643P	27 - <b>1:28.168</b>	37 - 2:16.421			
8 - 2:18.033	18 - 2:21.949	28 - 1:28.876				
9 - 1:29.941	19 - 1:30.050	29 - 1:29.352				
10 - 1:30.192	20 - 1:28.353	30 - 1:30.314				
<b>17</b>	<b>Naismith</b>			Aston Martin DB4		
1 - 1:27.388	6 - 2:15.232	11 - 1:26.480				
2 - <b>1:25.537</b>	7 - 2:06.772	12 - 1:26.327				
3 - 1:28.636	8 - 2:17.316	13 - 1:26.857				
4 - 2:36.680	9 - 1:25.876					
5 - 2:21.574	10 - 1:26.522					

\*\*Cars 51, 60 & 75 require working transponders - Regulation Q.12.2.1 refers.  
Weather/Track: Bright/Dry



# Pre'63 GT

## RACE 3 - LAP ANALYSIS - Donington Park - 3/4/5 May 2014

(contd.)

<b>23</b>	Stoehrmannjr/Stoehrmann						Lotus Elite																
1 -	1:36.681	11 -	1:29.717	21 -	1:34.714P	31 -	1:30.989	2 -	1:32.365	12 -	1:31.115	22 -	2:35.124	32 -	1:32.072								
3 -	1:33.265	13 -	1:30.296	23 -	1:33.380	33 -	1:32.376	4 -	2:26.113	14 -	1:31.215	24 -	1:32.092	34 -	1:30.585								
5 -	2:21.430	15 -	1:29.676	25 -	1:31.822	35 -	1:30.320	6 -	2:16.132	16 -	1:30.551	26 -	1:30.587	36 -	1:31.287								
7 -	2:05.732	17 -	1:29.959	27 -	1:34.052	37 -	1:32.497	8 -	2:17.647	18 -	1:32.008	28 -	1:31.415	9 -	1:30.387	19 -	1:29.963	29 -	1:31.336				
10 -	1:29.410	20 -	<b>1:29.198</b>	30 -	1:32.151																		
<b>28</b>	Wright/Gans						Lotus Elite S1																
1 -	1:40.775	6 -	2:16.346	11 -	1:31.238	16 -	1:33.891P	21 -	1:28.247	26 -	1:29.218	31 -	1:41.938P										
2 -	1:32.804	7 -	2:04.255	12 -	1:30.635	17 -	2:18.609	22 -	1:28.844	27 -	1:28.756	3 -	1:33.299	8 -	2:17.691	13 -	1:30.694	18 -	1:29.867	23 -	1:28.755	28 -	1:28.801
4 -	2:23.745	9 -	1:34.365	14 -	1:31.081	19 -	1:29.235	24 -	1:28.270	29 -	1:28.820	5 -	2:21.985	10 -	1:33.312	15 -	1:31.520	20 -	<b>1:27.620</b>	25 -	1:30.792	30 -	1:28.255
<b>33</b>	Clegg/Clegg						Austin Healey Sebring Sprite																
1 -	1:41.278	11 -	1:30.991	21 -	2:56.205	31 -	1:32.648	2 -	1:32.876	12 -	1:30.522	22 -	1:31.535	32 -	1:31.060								
3 -	1:33.376	13 -	1:30.449	23 -	1:31.034	33 -	1:32.489	4 -	2:23.886	14 -	1:30.638	24 -	1:30.786	34 -	1:31.470								
5 -	2:21.952	15 -	1:30.638	25 -	1:31.433	35 -	1:30.417	6 -	2:16.376	16 -	1:33.197	26 -	1:30.828	36 -	1:32.344								
7 -	2:04.055	17 -	1:35.513	27 -	1:31.678	37 -	<b>1:29.928</b>	8 -	2:18.503	18 -	1:33.516	28 -	1:30.720	9 -	1:33.294	19 -	1:34.639	29 -	1:31.514				
10 -	1:32.398	20 -	1:39.701P	30 -	1:31.626																		
<b>36</b>	Wright/Clark						Porsche 356A																
1 -	1:49.384	6 -	2:14.607	11 -	1:38.406	16 -	1:38.542	21 -	1:42.637	26 -	1:39.368	31 -	1:39.657										
2 -	1:40.988	7 -	2:03.084	12 -	1:38.940	17 -	1:43.961P	22 -	1:41.258	27 -	1:38.999	32 -	1:38.650										
3 -	1:40.068	8 -	2:19.770	13 -	1:38.119	18 -	2:41.437	23 -	1:39.989	28 -	1:37.941	33 -	1:38.396										
4 -	2:09.796	9 -	1:40.932	14 -	1:39.739	19 -	1:54.008	24 -	1:40.149	29 -	<b>1:37.716</b>	34 -	1:38.169										
5 -	2:24.294	10 -	1:40.592	15 -	1:39.571	20 -	1:43.389	25 -	3:19.842	30 -	1:40.043												

\*\*Cars 51, 60 & 75 require working transponders - Regulation Q.12.2.1 refers.

Weather/Track: Bright/Dry

# Pre'63 GT

## RACE 3 - LAP ANALYSIS - Donington Park - 3/4/5 May 2014

(contd.)

<b>39</b>	<b>Wykeham/Emberson</b>	<b>Morgan +4 Supersports</b>					
1 - 1:34.366	11 - 1:29.180	21 - 1:31.056	31 - 1:31.081				
2 - 1:30.451	12 - 1:28.923	22 - 1:31.920	32 - 1:29.763				
3 - 1:32.281	13 - 1:29.242	23 - 1:30.843	33 - <b>1:28.619</b>				
4 - 2:28.272	14 - 1:29.442	24 - 1:33.382	34 - 1:29.408				
5 - 2:21.405	15 - 1:29.090	25 - 1:30.672	35 - 1:31.854				
6 - 2:16.639	16 - 1:34.229P	26 - 1:31.130	36 - 1:30.082				
7 - 2:04.600	17 - 2:12.436	27 - 1:29.958	37 - 1:30.607				
8 - 2:17.521	18 - 1:30.879	28 - 1:29.523	38 - 1:31.543				
9 - 1:31.041	19 - 1:30.460	29 - 1:30.287					
10 - 1:30.014	20 - 1:30.584	30 - 1:29.915					
<b>42</b>	<b>Birch</b>	<b>Lotus Elite</b>					
1 - 1:44.753	11 - 1:33.671	21 - 1:38.093	31 - 1:32.938				
2 - 1:34.042	12 - 1:34.251	22 - 1:34.475	32 - 1:32.771				
3 - 1:35.112	13 - 1:34.028	23 - 1:34.284	33 - 1:34.542				
4 - 2:21.548	14 - 1:34.306	24 - 1:35.425	34 - 1:34.460				
5 - 2:22.511	15 - 1:33.035	25 - 1:32.763	35 - 1:35.629				
6 - 2:16.854	16 - 1:35.766	26 - 1:34.430	36 - 1:33.164				
7 - 2:03.435	17 - 1:35.871	27 - <b>1:32.350</b>					
8 - 2:18.933	18 - 1:36.850	28 - 1:33.150					
9 - 1:34.186	19 - 1:38.823P	29 - 1:32.579					
10 - 1:34.126	20 - 2:35.233	30 - 1:32.585					
<b>50</b>	<b>Hall/O'Shea</b>	<b>Jaguar E type SI</b>					
1 - 1:39.406	11 - 1:30.635	21 - 1:29.916	31 - <b>1:29.205</b>				
2 - 1:32.346	12 - 1:30.127	22 - 1:32.072	32 - 1:32.444				
3 - 1:33.105	13 - 1:30.761	23 - 1:31.113	33 - 1:29.558				
4 - 2:25.061	14 - 1:31.091	24 - 1:31.739	34 - 1:32.377				
5 - 2:21.824	15 - 1:30.504	25 - 1:33.151	35 - 1:30.031				
6 - 2:16.069	16 - 1:30.336	26 - 1:30.505	36 - 1:30.026				
7 - 2:04.826	17 - 1:36.234P	27 - 1:31.600	37 - 1:31.173				
8 - 2:17.294	18 - 2:13.012	28 - 1:30.185	38 - 1:30.311				
9 - 1:34.632	19 - 1:30.457	29 - 1:29.926					
10 - 1:32.649	20 - 1:30.303	30 - 1:30.309					
<b>51</b>	<b>Truslove **</b>	<b>Jaguar E-type</b>					
1 - 1:33.841	6 - 2:16.555	11 - 1:28.441	16 - 1:30.115	21 - 1:28.443	26 - 1:28.087	31 - 1:28.313	
2 - 1:30.413	7 - 2:04.750	12 - 1:28.198	17 - 1:27.768	22 - 1:31.615	27 - 1:27.582		
3 - 1:31.637	8 - 2:17.481	13 - 1:28.004	18 - 1:33.628P	23 - 1:27.438	28 - 1:28.540		
4 - 2:27.919	9 - 1:29.453	14 - 1:27.583	19 - 2:19.489	24 - 1:27.301	29 - 1:27.775		
5 - 2:21.374	10 - 1:28.587	15 - 1:27.629	20 - 1:29.752	25 - <b>1:27.275</b>	30 - 1:28.011		

\*\*Cars 51, 60 & 75 require working transponders - Regulation Q.12.2.1 refers.  
Weather/Track: Bright/Dry

# Pre'63 GT

## RACE 3 - LAP ANALYSIS - Donington Park - 3/4/5 May 2014

(contd.)

<b>53</b>	<b>Bason/Bason</b>	<b>Lotus Elite S2</b>					
1 - 1:43.770	6 - 2:16.584	11 - 1:36.278	16 - 1:44.761P	21 - 1:40.208	26 - 1:34.220	31 - <b>1:32.183</b>	
2 - 1:33.812	7 - 2:03.444	12 - 1:34.209	17 - 3:50.720	22 - 1:46.195	27 - 1:33.826	32 - 1:34.585	
3 - 1:34.760	8 - 2:19.246	13 - 1:34.378	18 - 1:39.877	23 - 1:43.885	28 - 1:36.806	33 - 1:34.567	
4 - 2:22.126	9 - 1:34.843	14 - 1:33.910	19 - 1:39.353	24 - 1:51.639P	29 - 1:34.221		
5 - 2:22.615	10 - 1:34.008	15 - 1:37.506	20 - 1:40.392	25 - 3:41.603	30 - 1:32.664		
<b>60</b>	<b>Pearson **/Oliver</b>	<b>Ferrari 250 GT Berlinetta SWB</b>					
1 - 1:25.544	11 - 1:24.530	21 - 1:24.496	31 - 1:24.799				
2 - 1:24.335	12 - 1:24.752	22 - 1:25.072	32 - 1:25.579				
3 - 1:25.838	13 - 1:30.731P	23 - 1:25.650	33 - 1:25.677				
4 - 2:41.418	14 - 2:04.433	24 - 1:26.498	34 - 1:24.371				
5 - 2:21.317	15 - 1:26.234	25 - 1:28.582	35 - 1:26.539				
6 - 2:15.592	16 - 1:25.877	26 - 1:25.725	36 - 1:28.550				
7 - 2:06.768	17 - 1:26.554	27 - 1:25.557	37 - 1:26.552				
8 - 2:17.534	18 - 1:24.835	28 - 1:26.244	38 - 1:27.845				
9 - <b>1:23.202</b>	19 - 1:25.138	29 - 1:25.389	39 - 1:30.589				
10 - 1:24.540	20 - 1:25.231	30 - 1:25.864					
<b>63</b>	<b>Minshaw/Venables</b>	<b>Jaguar E-Type</b>					
1 - <b>1:29.941</b>	6 - 2:16.713						
2 - 1:30.379	7 - 2:05.398						
3 - 1:34.840	8 - 2:16.944						
4 - 2:26.812	9 - 1:33.748P						
5 - 2:21.016							
<b>65</b>	<b>Hunt/Blakeney-Edwards</b>	<b>AC Cobra</b>					
1 - 1:29.419	11 - 1:27.053	21 - <b>1:24.473</b>	31 - 1:25.578				
2 - 1:28.056	12 - 1:26.626	22 - 1:24.940	32 - 1:25.305				
3 - 1:33.765	13 - 1:27.092	23 - 1:26.139	33 - 1:26.050				
4 - 2:28.405	14 - 1:27.198	24 - 1:25.508	34 - 1:26.294				
5 - 2:21.630	15 - 1:32.371P	25 - 1:26.226	35 - 1:25.506				
6 - 2:15.219	16 - 2:03.789	26 - 1:26.632	36 - 1:25.691				
7 - 2:06.393	17 - 1:25.323	27 - 1:25.728	37 - 1:24.794				
8 - 2:17.683	18 - 1:26.184	28 - 1:25.810	38 - 1:26.128				
9 - 1:26.701	19 - 1:25.243	29 - 1:25.995	39 - 1:25.440				
10 - 1:26.938	20 - 1:26.133	30 - 1:25.446					

\*\*Cars 51, 60 & 75 require working transponders - Regulation Q.12.2.1 refers.

Weather/Track: Bright/Dry

# Pre'63 GT

## RACE 3 - LAP ANALYSIS - Donington Park - 3/4/5 May 2014

(contd.)

<b>69</b>	<b>Welch/Green</b>	Jensen 541 R					
1 -	1:43.151	11 -	1:32.884	21 -	1:34.675	31 -	1:34.037
2 -	1:33.698	12 -	1:32.675	22 -	1:36.860	32 -	1:33.292
3 -	1:34.851	13 -	1:32.808	23 -	1:34.728	33 -	1:34.724
4 -	2:21.841	14 -	1:39.575P	24 -	1:35.176	34 -	1:34.901
5 -	2:22.260	15 -	2:28.383	25 -	1:36.331	35 -	1:34.595
6 -	2:16.500	16 -	1:36.831	26 -	1:34.134	36 -	1:34.792
7 -	2:03.631	17 -	1:35.280	27 -	1:36.051		
8 -	2:18.649	18 -	1:35.308	28 -	1:34.661		
9 -	1:33.235	19 -	1:34.473	29 -	1:34.201		
10 -	<b>1:32.538</b>	20 -	1:35.116	30 -	1:34.378		
<b>70</b>	<b>Kremer/Kremer</b>	Morgan +4 Supersports					
1 -	1:36.352	6 -	2:16.508	11 -	1:29.209		
2 -	1:31.430	7 -	2:05.104	12 -	<b>1:28.900</b>		
3 -	1:32.028	8 -	2:17.145	13 -	1:39.083P		
4 -	2:27.471	9 -	1:30.271				
5 -	2:20.811	10 -	1:30.137				
<b>71</b>	<b>Orebi Gann/Burry</b>	Morgan +4 Supersports					
1 -	1:41.720	11 -	1:32.086	21 -	1:32.507	31 -	1:30.181
2 -	1:34.456	12 -	1:31.215	22 -	1:31.376	32 -	1:31.330
3 -	1:35.029	13 -	1:32.391	23 -	1:30.119	33 -	1:29.811
4 -	2:21.773	14 -	1:31.504	24 -	1:29.390	34 -	1:31.387
5 -	2:22.030	15 -	1:31.640	25 -	1:29.786	35 -	1:30.003
6 -	2:16.595	16 -	1:31.463	26 -	1:32.340	36 -	1:29.446
7 -	2:03.807	17 -	1:32.184	27 -	1:29.982	37 -	1:29.873
8 -	2:18.597	18 -	1:32.077	28 -	<b>1:28.839</b>		
9 -	1:32.360	19 -	1:38.245P	29 -	1:30.319		
10 -	1:33.386	20 -	2:56.891	30 -	1:29.085		
<b>73</b>	<b>Cottingham/Cottingham</b>	Jaguar E-Type					
1 -	1:32.829	11 -	1:27.402	21 -	1:26.862	31 -	1:25.773
2 -	1:31.068	12 -	1:27.106	22 -	1:25.954	32 -	1:25.445
3 -	1:31.102	13 -	1:27.062	23 -	<b>1:25.231</b>	33 -	1:25.586
4 -	2:27.823	14 -	1:26.816	24 -	1:25.393	34 -	1:26.203
5 -	2:21.561	15 -	1:27.444	25 -	1:25.659	35 -	1:26.490
6 -	2:16.217	16 -	1:26.827	26 -	1:25.421	36 -	1:26.643
7 -	2:04.813	17 -	1:26.287	27 -	1:26.823	37 -	1:25.326
8 -	2:17.428	18 -	1:27.085	28 -	1:25.630	38 -	1:34.100P
9 -	1:28.102	19 -	1:29.411P	29 -	1:25.510	39 -	1:42.725
10 -	1:28.100	20 -	2:11.176	30 -	1:29.305		

\*\*Cars 51, 60 & 75 require working transponders - Regulation Q.12.2.1 refers.  
Weather/Track: Bright/Dry

# Pre'63 GT

## RACE 3 - LAP ANALYSIS - Donington Park - 3/4/5 May 2014

(contd.)

<b>75</b>	<b>Monteverde**/Pearson</b>	<b>Aston Martin DB4</b>					
1 - 1:32.041	11 - 1:27.275	21 - 1:26.364	31 - 1:26.405				
2 - 1:29.170	12 - 1:27.237	22 - 1:26.992	32 - <b>1:25.545</b>				
3 - 1:32.773	13 - 1:27.044	23 - 1:26.618	33 - 1:29.001				
4 - 2:26.882	14 - 1:27.057	24 - 1:27.181	34 - 1:29.382				
5 - 2:21.318	15 - 1:27.386	25 - 1:26.387	35 - 1:28.930				
6 - 2:16.116	16 - 1:27.093	26 - 1:29.781	36 - 1:26.946				
7 - 2:05.597	17 - 1:30.168P	27 - 1:27.529	37 - 1:26.878				
8 - 2:17.395	18 - 2:02.616	28 - 1:27.105	38 - 1:26.339				
9 - 1:26.753	19 - 1:26.887	29 - 1:25.793	39 - 1:27.466				
10 - 1:26.650	20 - 1:26.443	30 - 1:28.515					
<b>81</b>	<b>Ellis</b>	<b>MG MGA Twin Cam</b>					
1 - 1:49.428	6 - 2:16.252	11 - 1:35.729	16 - 1:37.235	21 - 1:35.870	26 - 1:36.986	31 - 1:36.288	
2 - 1:36.362	7 - 2:03.260	12 - 1:35.825	17 - 1:35.054	22 - 1:37.690	27 - <b>1:34.627</b>	32 - 1:36.799	
3 - 1:37.999	8 - 2:18.747	13 - 1:38.064	18 - 1:36.235	23 - 1:37.427	28 - 1:38.351	33 - 1:40.474	
4 - 2:13.540	9 - 1:36.494	14 - 1:43.215P	19 - 1:36.890	24 - 1:39.233	29 - 1:42.749	34 - 1:43.726	
5 - 2:23.440	10 - 1:36.113	15 - 3:41.140	20 - 1:34.928	25 - 1:37.465	30 - 1:39.766	35 - 1:38.465	
<b>84</b>	<b>Clark/McCaig</b>	<b>Jaguar E-Type</b>					
1 - 1:33.181	11 - 1:28.131	21 - 1:30.148	31 - 1:29.263				
2 - 1:31.013	12 - 1:28.381	22 - 1:27.495	32 - 1:27.650				
3 - 1:32.480	13 - 1:27.837	23 - 1:26.905	33 - 1:28.561				
4 - 2:27.875	14 - 1:29.010	24 - 1:26.966	34 - <b>1:26.249</b>				
5 - 2:21.224	15 - 1:29.682	25 - 1:27.390	35 - 1:27.148				
6 - 2:16.577	16 - 1:28.776	26 - 1:26.988	36 - 1:27.816				
7 - 2:04.697	17 - 1:28.760	27 - 1:27.183	37 - 1:28.937				
8 - 2:17.743	18 - 1:28.586	28 - 1:27.777	38 - 1:30.346				
9 - 1:50.624P	19 - 1:30.055	29 - 1:29.238					
10 - 3:27.888	20 - 1:27.953	30 - 1:27.543					
<b>85</b>	<b>Burton</b>	<b>Jaguar E-type</b>					
1 - 1:38.479	11 - 1:35.606P	21 - 1:29.013	31 - 1:28.674				
2 - 1:30.522	12 - 2:21.244	22 - 1:29.887	32 - 1:30.213				
3 - 1:32.105	13 - 1:31.300	23 - 1:30.419	33 - 1:29.766				
4 - 2:26.898	14 - 1:28.996	24 - 1:30.870	34 - 1:31.744				
5 - 2:20.588	15 - <b>1:28.059</b>	25 - 1:28.680	35 - 1:31.663				
6 - 2:16.742	16 - 1:28.897	26 - 1:29.707	36 - 1:30.158				
7 - 2:04.896	17 - 1:28.975	27 - 1:32.377	37 - 1:29.871				
8 - 2:17.984	18 - 1:29.276	28 - 1:29.405	38 - 1:31.280				
9 - 1:30.442	19 - 1:29.204	29 - 1:30.126					
10 - 1:29.643	20 - 1:28.341	30 - 1:29.035					

\*\*Cars 51, 60 & 75 require working transponders - Regulation Q.12.2.1 refers.  
Weather/Track: Bright/Dry

# Pre'63 GT

## RACE 3 - LAP ANALYSIS - Donington Park - 3/4/5 May 2014

(contd.)

<b>91</b>	<b>Wood/Bilderbeck</b>	Turner Climax Mk1											
1 -	1:45.033	11 -	1:34.178	21 -	1:36.686	31 -	1:37.096						
2 -	1:34.202	12 -	<b>1:33.267</b>	22 -	1:34.931	32 -	1:35.863						
3 -	1:37.057	13 -	1:34.075	23 -	1:37.014	33 -	1:35.327						
4 -	2:20.118	14 -	1:34.433	24 -	1:38.601	34 -	1:34.623						
5 -	2:23.247	15 -	1:35.861	25 -	1:36.394	35 -	1:34.637						
6 -	2:16.563	16 -	1:37.403P	26 -	1:40.479	36 -	1:37.224						
7 -	2:03.100	17 -	2:36.465	27 -	1:35.068								
8 -	2:18.591	18 -	1:38.654	28 -	1:36.390								
9 -	1:33.965	19 -	1:37.667	29 -	1:35.295								
10 -	1:34.332	20 -	1:36.920	30 -	1:34.111								
<b>96</b>	<b>Bentley/Morgan</b>	Ginetta G4											
1 -	1:38.824	11 -	1:30.858	21 -	3:05.191	31 -	1:36.626						
2 -	1:31.674	12 -	1:29.716	22 -	1:38.127	32 -	1:37.109						
3 -	1:32.657	13 -	1:35.819	23 -	1:37.270	33 -	1:38.555						
4 -	2:25.968	14 -	1:27.918	24 -	1:36.772	34 -	1:37.243						
5 -	2:22.059	15 -	1:27.342	25 -	1:35.374	35 -	1:34.887						
6 -	2:15.239	16 -	<b>1:27.235</b>	26 -	1:37.738	36 -	1:36.215						
7 -	2:06.005	17 -	1:28.354	27 -	1:36.009								
8 -	2:17.027	18 -	1:27.582	28 -	1:39.038								
9 -	1:30.790	19 -	1:28.462	29 -	1:39.325								
10 -	1:29.221	20 -	1:33.874P	30 -	1:35.831								
<b>97</b>	<b>Atkins/Curnow</b>	Lotus Elite											
1 -	1:50.290	11 -	1:46.908P	21 -	1:30.435	31 -	1:30.086						
2 -	1:41.396	12 -	2:53.777	22 -	1:31.342	32 -	1:30.433						
3 -	1:42.280	13 -	1:33.159	23 -	1:31.852	33 -	1:30.049						
4 -	2:06.953	14 -	1:31.757	24 -	1:31.187	34 -	<b>1:29.674</b>						
5 -	2:24.858	15 -	1:30.975	25 -	1:30.816	35 -	1:30.169						
6 -	2:14.242	16 -	1:31.455	26 -	1:30.535	36 -	1:29.981						
7 -	2:03.003	17 -	1:31.798	27 -	1:30.107	37 -	1:31.353						
8 -	2:19.856	18 -	1:32.889	28 -	1:30.552								
9 -	1:40.193	19 -	1:30.984	29 -	1:29.749								
10 -	1:41.316	20 -	1:30.972	30 -	1:30.378								
<b>121</b>	<b>Allen/Bailey-Watts</b>	Aston Martin DB2 LW Le Mans											
1 -	1:48.815	6 -	2:14.791	11 -	1:39.277	16 -	1:41.932P	21 -	1:40.705	26 -	1:38.412	31 -	1:40.896
2 -	1:39.406	7 -	2:03.246	12 -	1:39.777	17 -	3:02.742	22 -	1:39.823	27 -	1:37.562	32 -	1:40.514
3 -	1:41.164	8 -	2:19.804	13 -	1:38.012	18 -	1:42.232	23 -	1:40.298	28 -	1:38.527	33 -	1:39.325
4 -	2:09.865	9 -	1:40.993	14 -	1:38.585	19 -	1:41.810	24 -	1:39.021	29 -	1:38.962	34 -	1:39.503
5 -	2:24.284	10 -	1:41.257	15 -	1:38.718	20 -	1:41.745	25 -	1:40.891	30 -	<b>1:37.548</b>	35 -	1:39.026

\*\*Cars 51, 60 & 75 require working transponders - Regulation Q.12.2.1 refers.  
Weather/Track: Bright/Dry

# Pre'63 GT

## RACE 3 - LAP CHART - Donington Park - 3/4/5 May 2014

Lap 1			Lap 2			Lap 3			Lap 4			Lap 5		
No	Behind	Laptime	No	Behind	Laptime	No	Behind	Laptime	No	Behind	Laptime	No	Behind	Laptime
60		1:25.544	60		1:24.335	60		1:25.838	60		2:41.418	60		2:21.317
17	1.844	1:27.388	17	3.046	1:25.537	17	5.844	1:28.636	17	1.106	2:36.680	17	1.363	2:21.574
65	3.875	1:29.419	65	7.596	1:28.056	65	15.523	1:33.765	65	2.510	2:28.405	65	2.823	2:21.630
63	4.397	1:29.941	63	10.441	1:30.379	75	18.267	1:32.773	75	3.731	2:26.882	75	3.732	2:21.318
1	5.978	1:31.522	75	11.332	1:29.170	73	19.282	1:31.102	63	4.837	2:26.812	63	4.536	2:21.016
75	6.497	1:32.041	73	14.018	1:31.068	63	19.443	1:34.840	73	5.687	2:27.823	73	5.931	2:21.561
73	7.285	1:32.829	84	14.315	1:31.013	51	20.174	1:31.637	51	6.675	2:27.919	51	6.732	2:21.374
84	7.637	1:33.181	51	14.375	1:30.413	84	20.957	1:32.480	84	7.414	2:27.875	84	7.321	2:21.224
51	8.297	1:33.841	39	14.938	1:30.451	39	21.381	1:32.281	39	8.235	2:28.272	39	8.323	2:21.405
39	8.822	1:34.366	15	17.331	1:30.687	15	22.290	1:30.797	15	9.005	2:28.133	15	8.910	2:21.222
70	10.808	1:36.352	70	17.903	1:31.430	70	24.093	1:32.028	70	10.146	2:27.471	70	9.640	2:20.811
15	10.979	1:36.523	85	19.122	1:30.522	85	25.389	1:32.105	85	10.869	2:26.898	85	10.140	2:20.588
23	11.137	1:36.681	23	19.167	1:32.365	23	26.594	1:33.265	23	11.289	2:26.113	23	11.402	2:21.430
85	12.935	1:38.479	96	20.619	1:31.674	96	27.438	1:32.657	96	11.988	2:25.968	96	12.730	2:22.059
96	13.280	1:38.824	50	21.873	1:32.346	50	29.140	1:33.105	50	12.783	2:25.061	50	13.290	2:21.824
50	13.862	1:39.406	28	23.700	1:32.804	28	31.161	1:33.299	28	13.488	2:23.745	28	14.156	2:21.985
13	15.016	1:40.560	13	23.892	1:33.211	33	31.813	1:33.376	33	14.281	2:23.886	33	14.916	2:21.952
28	15.231	1:40.775	33	24.275	1:32.876	13	32.723	1:34.669	13	14.927	2:23.622	13	15.638	2:22.028
33	15.734	1:41.278	71	26.297	1:34.456	71	35.488	1:35.029	71	15.843	2:21.773	71	16.556	2:22.030
71	16.176	1:41.720	69	26.970	1:33.698	69	35.983	1:34.851	69	16.406	2:21.841	69	17.349	2:22.260
69	17.607	1:43.151	53	27.703	1:33.812	53	36.625	1:34.760	53	17.333	2:22.126	53	18.631	2:22.615
53	18.226	1:43.770	42	28.916	1:34.042	42	38.190	1:35.112	42	18.320	2:21.548	42	19.514	2:22.511
42	19.209	1:44.753	91	29.356	1:34.202	91	40.575	1:37.057	91	19.275	2:20.118	91	21.205	2:23.247
91	19.489	1:45.033	81	35.911	1:36.362	81	48.072	1:37.999	81	20.194	2:13.540	81	22.317	2:23.440
121	23.271	1:48.815	121	38.342	1:39.406	121	53.668	1:41.164	121	22.115	2:09.865	121	25.082	2:24.284
36	23.840	1:49.384	36	40.493	1:40.988	36	54.723	1:40.068	36	23.101	2:09.796	36	26.078	2:24.294
81	23.884	1:49.428	97	41.807	1:41.396	97	58.249	1:42.280	97	23.784	2:06.953	97	27.325	2:24.858
97	24.746	1:50.290												

\*\*Cars 51, 60 & 75 require working transponders - Regulation Q.12.2.1 refers.  
Weather/Track: Bright/Dry

Donington Park  
Circuit Length = 1.9790 miles.  
Start: 15:57 End: 16:58

# Pre'63 GT

## RACE 3 - LAP CHART - Donington Park - 3/4/5 May 2014

(contd.)

Lap 6			Lap 7			Lap 8			Lap 9			Lap 10		
No	Behind	Laptime	No	Behind	Laptime	No	Behind	Laptime	No	Behind	Laptime	No	Behind	Laptime
60		2:15.592	60		2:06.768	60		2:17.534	60		1:23.202	60		1:24.540
17	1.003	2:15.232	17	1.007	2:06.772	17	0.789	2:17.316	17	3.463	1:25.876	17	5.445	1:26.522
65	2.450	2:15.219	65	2.075	2:06.393	65	2.224	2:17.683	65	5.723	1:26.701	65	8.121	1:26.938
75	4.256	2:16.116	75	3.085	2:05.597	75	2.946	2:17.395	75	6.497	1:26.753	75	8.607	1:26.650
63	5.657	2:16.713	63	4.287	2:05.398	63	3.697	2:16.944	73	9.395	1:28.102	73	12.955	1:28.100
73	6.556	2:16.217	73	4.601	2:04.813	73	4.495	2:17.428	51	11.875	1:29.453	51	15.922	1:28.587
51	7.695	2:16.555	51	5.677	2:04.750	51	5.624	2:17.481	63	14.243	1:33.748P	39	20.502	1:30.014
84	8.306	2:16.577	84	6.235	2:04.697	84	6.444	2:17.743	15	15.028	1:29.941	15	20.680	1:30.192
39	9.370	2:16.639	39	7.202	2:04.600	39	7.189	2:17.521	39	15.028	1:31.041	70	21.169	1:30.137
15	9.847	2:16.529	15	7.790	2:04.711	15	8.289	2:18.033	70	15.572	1:30.271	85	22.211	1:29.643
70	10.556	2:16.508	70	8.892	2:05.104	70	8.503	2:17.145	85	17.108	1:30.442	23	23.074	1:29.410
85	11.290	2:16.742	85	9.418	2:04.896	85	9.868	2:17.984	23	18.204	1:30.387	96	23.376	1:29.221
23	11.942	2:16.132	23	10.906	2:05.732	23	11.019	2:17.647	96	18.695	1:30.790	50	31.124	1:32.649
96	12.377	2:15.239	96	11.614	2:06.005	96	11.107	2:17.027	50	23.015	1:34.632	33	31.906	1:32.398
50	13.767	2:16.069	50	11.825	2:04.826	50	11.585	2:17.294	28	23.717	1:34.365	28	32.489	1:33.312
28	14.910	2:16.346	28	12.397	2:04.255	28	12.554	2:17.691	33	24.048	1:33.294	13	33.224	1:33.596
33	15.700	2:16.376	33	12.987	2:04.055	33	13.956	2:18.503	13	24.168	1:32.978	71	33.665	1:33.386
13	16.677	2:16.631	13	13.722	2:03.813	13	14.392	2:18.204	71	24.819	1:32.360	69	34.266	1:32.538
71	17.559	2:16.595	71	14.598	2:03.807	71	15.661	2:18.597	69	26.268	1:33.235	53	39.120	1:34.008
69	18.257	2:16.500	69	15.120	2:03.631	69	16.235	2:18.649	53	29.652	1:34.843	42	39.412	1:34.126
53	19.623	2:16.584	53	16.299	2:03.444	53	18.011	2:19.246	42	29.826	1:34.186	91	40.120	1:34.332
42	20.776	2:16.854	42	17.443	2:03.435	42	18.842	2:18.933	91	30.328	1:33.965	81	45.547	1:36.113
91	22.176	2:16.563	91	18.508	2:03.100	91	19.565	2:18.591	84	33.866	1:50.624P	36	57.427	1:40.592
81	22.977	2:16.252	81	19.469	2:03.260	81	20.682	2:18.747	81	33.974	1:36.494	121	57.537	1:41.257
121	24.281	2:14.791	121	20.759	2:03.246	121	23.029	2:19.804	121	40.820	1:40.993	97	58.299	1:41.316
36	25.093	2:14.607	36	21.409	2:03.084	36	23.645	2:19.770	36	41.375	1:40.932	1	7 LAPS	4:10.827
97	25.975	2:14.242	97	22.210	2:03.003	97	24.532	2:19.856	97	41.523	1:40.193			
			1	5 LAPS	14:14.099P									

\*\*Cars 51, 60 & 75 require working transponders - Regulation Q.12.2.1 refers.  
Weather/Track: Bright/Dry

Donington Park  
Circuit Length = 1.9790 miles.  
Start: 15:57 End: 16:58



# Pre'63 GT

## RACE 3 - LAP CHART - Donington Park - 3/4/5 May 2014

(contd.)

Lap 11			Lap 12			Lap 13			Lap 14			Lap 15		
No	Behind	Laptime	No	Behind	Laptime	No	Behind	Laptime	No	Behind	Laptime	No	Behind	Laptime
60		1:24.530	60		1:24.752	60		1:30.731P	65		1:27.198	75		1:27.386
17	7.395	1:26.480	17	8.970	1:26.327	17	5.096	1:26.857	75	1.130	1:27.057	65	3.855	1:32.371P
65	10.644	1:27.053	65	12.518	1:26.626	65	8.879	1:27.092	73	5.251	1:26.816	73	4.179	1:27.444
75	11.352	1:27.275	75	13.837	1:27.237	75	10.150	1:27.044	51	12.058	1:27.583	36	1 LAP	1:39.739
73	15.827	1:27.402	73	18.181	1:27.106	73	14.512	1:27.062	15	20.841	1:29.573	121	1 LAP	1:38.585
51	19.833	1:28.441	51	23.279	1:28.198	51	20.552	1:28.004	39	21.199	1:29.442	51	11.171	1:27.629
39	25.152	1:29.180	15	29.230	1:28.648	15	27.345	1:28.846	60	28.356	2:04.433	15	21.347	1:29.022
15	25.334	1:29.184	39	29.323	1:28.923	39	27.834	1:29.242	23	29.327	1:31.215	39	21.773	1:29.090
70	25.848	1:29.209	70	29.996	1:28.900	23	34.189	1:30.296	96	31.597	1:27.918	60	26.074	1:26.234
23	28.261	1:29.717	23	34.624	1:31.115	70	38.348	1:39.083P	50	37.648	1:31.091	96	30.423	1:27.342
96	29.704	1:30.858	96	34.668	1:29.716	96	39.756	1:35.819	33	38.416	1:30.638	23	30.487	1:29.676
85	33.287	1:35.606P	50	42.604	1:30.127	50	42.634	1:30.761	28	40.047	1:31.081	50	39.636	1:30.504
50	37.229	1:30.635	33	44.137	1:30.522	33	43.855	1:30.449	13	41.832	1:30.972	33	40.538	1:30.638
33	38.367	1:30.991	28	45.080	1:30.635	28	45.043	1:30.694	71	44.771	1:31.504	28	43.051	1:31.520
28	39.197	1:31.238	13	46.607	1:31.114	13	46.937	1:31.061	69	56.118	1:39.575P	13	44.165	1:30.849
13	40.245	1:31.551	71	47.684	1:31.215	71	49.344	1:32.391	42	59.578	1:34.306	71	47.895	1:31.640
71	41.221	1:32.086	69	50.543	1:32.675	69	52.620	1:32.808	91	59.983	1:34.433	42	1:04.097	1:33.035
69	42.620	1:32.884	42	58.052	1:34.251	42	1:01.349	1:34.028	53	1:01.805	1:33.910	84	1 LAP	1:29.010
42	48.553	1:33.671	91	58.283	1:33.267	91	1:01.627	1:34.075	84	1 LAP	1:27.837	91	1:07.328	1:35.861
91	49.768	1:34.178	53	1:00.325	1:34.209	53	1:03.972	1:34.378	1	7 LAPS	1:29.380	53	1:10.795	1:37.506
53	50.868	1:36.278	81	1:07.819	1:35.825	84	1 LAP	1:28.381	97	1 LAP	1:33.159	1	7 LAPS	1:29.422
81	56.746	1:35.729	84	1 LAP	1:28.131	81	1:15.152	1:38.064	81	1:22.290	1:43.215P	97	1 LAP	1:31.757
36	1:11.303	1:38.406	1	7 LAPS	1:31.058	97	1 LAP	2:53.777	85	1:23.267	1:28.996	85	1:22.810	1:28.059
121	1:12.284	1:39.277	36	1:25.491	1:38.940	1	7 LAPS	1:29.166						
84	1 LAP	3:27.888	121	1:27.309	1:39.777	85	1:30.348	1:31.300						
1	7 LAPS	1:31.073	85	1:29.779	2:21.244	36	1:32.879	1:38.119						
97	1:20.677	1:46.908P				121	1:34.590	1:38.012						

\*\*Cars 51, 60 & 75 require working transponders - Regulation Q.12.2.1 refers.  
Weather/Track: Bright/Dry

# Pre'63 GT

## RACE 3 - LAP CHART - Donington Park - 3/4/5 May 2014

(contd.)

Lap 16			Lap 17			Lap 18			Lap 19			Lap 20		
No	Behind	Laptime	No	Behind	Laptime	No	Behind	Laptime	No	Behind	Laptime	No	Behind	Laptime
75		1:27.093	75		1:30.168P	73		1:27.085	73		1:29.411P	60		1:25.231
73	3.913	1:26.827	73	0.032	1:26.287	28	1 LAP	2:18.609	97	2 LAPS	1:31.798	28	1 LAP	1:29.235
51	14.193	1:30.115	51	11.793	1:27.768	13	1 LAP	2:16.560	50	1 LAP	2:13.012	13	1 LAP	1:29.550
121	1 LAP	1:38.718	60	21.244	1:26.554	51	18.304	1:33.628P	28	1 LAP	1:29.867	65	16.818	1:26.133
36	1 LAP	1:39.571	15	28.749	1:35.643P	60	18.962	1:24.835	13	1 LAP	1:30.133	36	2 LAPS	2:41.437
15	23.274	1:29.020	96	28.751	1:28.354	96	29.216	1:27.582	60	14.689	1:25.138	75	19.498	1:26.443
60	24.858	1:25.877	36	1 LAP	1:38.542	65	34.773	1:26.184	96	28.267	1:28.462	96	22.221	1:33.874P
69	1 LAP	2:28.383	121	1 LAP	1:41.932P	75	35.499	2:02.616	65	30.605	1:25.243	23	28.457	1:29.198
39	28.909	1:34.229P	23	33.736	1:29.959	23	38.627	1:32.008	75	32.975	1:26.887	73	31.256	2:11.176
96	30.565	1:27.235	69	1 LAP	1:36.831	69	1 LAP	1:35.280	121	2 LAPS	3:02.742	121	2 LAPS	1:42.232
23	33.945	1:30.551	65	35.706	1:25.323	36	1 LAP	1:43.961P	23	39.179	1:29.963	69	1 LAP	1:34.473
65	40.551	2:03.789	81	2 LAPS	3:41.140	81	2 LAPS	1:37.235	69	1 LAP	1:35.308	81	2 LAPS	1:36.235
50	42.879	1:30.336	50	48.945	1:36.234P	91	1 LAP	2:36.465	53	2 LAPS	3:50.720	53	2 LAPS	1:39.877
33	46.642	1:33.197	33	51.987	1:35.513	33	58.386	1:33.516	81	2 LAPS	1:35.054	84	1 LAP	1:30.055
28	49.849	1:33.891P	71	54.281	1:32.184	71	59.241	1:32.077	33	1:03.614	1:34.639	51	58.214	1:29.752
13	51.993	1:34.921P	84	1 LAP	1:28.776	84	1 LAP	1:28.760	91	1 LAP	1:38.654	33	1:03.395	1:39.701P
71	52.265	1:31.463	39	1:11.177	2:12.436	39	1:14.939	1:30.879	71	1:08.075	1:38.245P	91	1 LAP	1:37.667
84	1 LAP	1:29.682	1	7 LAPS	1:28.909	1	7 LAPS	1:29.321	84	1 LAP	1:28.586	39	1:06.652	1:30.584
42	1:12.770	1:35.766	42	1:18.473	1:35.871	15	1:23.581	2:21.949	51	1:08.382	2:19.489	1	7 LAPS	1:32.807P
91	1:17.638	1:37.403P	85	1:23.421	1:28.975	85	1:25.580	1:29.276	39	1:15.988	1:30.460	15	1:12.653	1:28.353
1	7 LAPS	1:29.640	97	1 LAP	1:31.455	42	1:28.206	1:36.850	1	7 LAPS	1:28.817	85	1:13.794	1:28.341
97	1 LAP	1:30.975							15	1:24.220	1:30.050	97	1 LAP	1:30.984
85	1:24.614	1:28.897							85	1:25.373	1:29.204			
53	1:28.463	1:44.761P							97	1 LAP	1:32.889			
									50	1:35.886	1:30.457			
									42	1:37.618	1:38.823P			

\*\*Cars 51, 60 & 75 require working transponders - Regulation Q.12.2.1 refers.  
Weather/Track: Bright/Dry

Donington Park  
Circuit Length = 1.9790 miles.  
Start: 15:57 End: 16:58

# Pre'63 GT

## RACE 3 - LAP CHART - Donington Park - 3/4/5 May 2014

(contd.)

Lap 21			Lap 22			Lap 23			Lap 24			Lap 25		
No	Behind	Laptime	No	Behind	Laptime	No	Behind	Laptime	No	Behind	Laptime	No	Behind	Laptime
60		1:24.496	60		1:25.072	60		1:25.650	60		1:26.498	60		1:28.582
50	1 LAP	1:30.303	97	2 LAPS	1:30.972	91	2 LAPS	1:36.686	85	1 LAP	1:30.419	39	1 LAP	1:33.382
28	1 LAP	1:27.620	50	1 LAP	1:29.916	97	2 LAPS	1:30.435	121	3 LAPS	1:40.705	85	1 LAP	1:30.870
13	1 LAP	1:28.065	28	1 LAP	1:28.247	28	1 LAP	1:28.844	42	2 LAPS	1:34.475	15	1 LAP	1:33.273
65	16.795	1:24.473	13	1 LAP	1:28.128	13	1 LAP	1:28.763	91	2 LAPS	1:34.931	81	3 LAPS	1:37.690
75	21.366	1:26.364	65	16.663	1:24.940	50	1 LAP	1:32.072	53	3 LAPS	1:40.208	36	3 LAPS	1:41.258
73	33.622	1:26.862	75	23.286	1:26.992	65	17.152	1:26.139	28	1 LAP	1:28.755	42	2 LAPS	1:34.284
23	38.675	1:34.714P	1	8 LAPS	2:10.231	23	1 LAP	2:35.124	13	1 LAP	1:28.608	28	1 LAP	1:28.270
36	2 LAPS	1:54.008	73	34.504	1:25.954	75	24.254	1:26.618	97	2 LAPS	1:31.342	65	13.806	1:26.226
69	1 LAP	1:35.116	96	1 LAP	3:05.191	1	8 LAPS	1:24.715	65	16.162	1:25.508	121	3 LAPS	1:39.823
121	2 LAPS	1:41.810	69	1 LAP	1:34.675	73	34.085	1:25.231	50	1 LAP	1:31.113	13	1 LAP	1:30.111
71	1 LAP	2:56.891	36	2 LAPS	1:43.389	96	1 LAP	1:38.127	75	24.937	1:27.181	97	2 LAPS	1:31.852
84	1 LAP	1:27.953	84	1 LAP	1:30.148	84	1 LAP	1:27.495	1	8 LAPS	1:24.501	91	2 LAPS	1:37.014
81	2 LAPS	1:36.890	71	1 LAP	1:32.507	51	1:10.492	1:27.438	23	1 LAP	1:33.380	50	1 LAP	1:31.739
51	1:02.161	1:28.443	51	1:08.704	1:31.615	71	1 LAP	1:31.376	73	32.980	1:25.393	75	22.742	1:26.387
53	2 LAPS	1:39.353	33	1 LAP	2:56.205	69	1 LAP	1:36.860	96	1 LAP	1:37.270	1	8 LAPS	1:23.984
42	1 LAP	2:35.233	81	2 LAPS	1:34.928	33	1 LAP	1:31.535	84	1 LAP	1:26.905	53	3 LAPS	1:46.195
39	1:13.212	1:31.056	121	2 LAPS	1:41.745	81	2 LAPS	1:35.870	51	1:11.295	1:27.301	73	30.057	1:25.659
91	1 LAP	1:36.920	39	1:20.060	1:31.920	36	2 LAPS	1:42.637	71	1 LAP	1:30.119	23	1 LAP	1:32.092
15	1:16.576	1:28.419	15	1:20.745	1:29.241	39	1:25.253	1:30.843	33	1 LAP	1:31.034	84	1 LAP	1:26.966
85	1:18.311	1:29.013	42	1 LAP	1:38.093	15	1:25.535	1:30.440	69	1 LAP	1:34.728	96	1 LAP	1:36.772
			53	2 LAPS	1:40.392							51	1:09.988	1:27.275
			85	1:23.126	1:29.887							71	1 LAP	1:29.390
												33	1 LAP	1:30.786

\*\*Cars 51, 60 & 75 require working transponders - Regulation Q.12.2.1 refers.  
Weather/Track: Bright/Dry

# Pre'63 GT

## RACE 3 - LAP CHART - Donington Park - 3/4/5 May 2014

(contd.)

Lap 26			Lap 27			Lap 28			Lap 29			Lap 30		
No	Behind	Laptime	No	Behind	Laptime	No	Behind	Laptime	No	Behind	Laptime	No	Behind	Laptime
60		1:25.725	60		1:25.557	60		1:26.244	60		1:25.389	60		1:25.864
69	2 LAPS	1:35.176	33	2 LAPS	1:31.433	71	2 LAPS	1:32.340	71	2 LAPS	1:29.982	71	2 LAPS	1:28.839
85	1 LAP	1:28.680	85	1 LAP	1:29.707	96	2 LAPS	1:37.738	33	2 LAPS	1:31.678	65	14.638	1:25.446
15	1 LAP	1:29.419	15	1 LAP	1:29.496	33	2 LAPS	1:30.828	65	15.056	1:25.995	33	2 LAPS	1:30.720
39	1 LAP	1:30.672	39	1 LAP	1:31.130	15	1 LAP	1:28.168	96	2 LAPS	1:36.009	15	1 LAP	1:29.352
65	14.713	1:26.632	65	14.884	1:25.728	65	14.450	1:25.810	15	1 LAP	1:28.876	1	8 LAPS	1:25.500
81	3 LAPS	1:37.427	69	2 LAPS	1:36.331	85	1 LAP	1:32.377	85	1 LAP	1:29.405	85	1 LAP	1:30.126
28	1 LAP	1:30.792	28	1 LAP	1:29.218	39	1 LAP	1:29.958	39	1 LAP	1:29.523	39	1 LAP	1:30.287
13	1 LAP	1:28.678	13	1 LAP	1:28.813	69	2 LAPS	1:34.134	1	8 LAPS	1:24.389	96	2 LAPS	1:39.038
42	2 LAPS	1:35.425	1	8 LAPS	1:25.324	28	1 LAP	1:28.756	28	1 LAP	1:28.801	28	1 LAP	1:28.820
36	3 LAPS	1:39.989	42	2 LAPS	1:32.763	1	8 LAPS	1:24.718	13	1 LAP	1:28.742	13	1 LAP	1:30.148
97	2 LAPS	1:31.187	97	2 LAPS	1:30.816	13	1 LAP	1:29.956	75	30.035	1:25.793	75	32.686	1:28.515
1	8 LAPS	1:26.785	75	28.770	1:27.529	75	29.631	1:27.105	73	30.526	1:25.510	73	33.967	1:29.305
75	26.798	1:29.781	81	3 LAPS	1:39.233	73	30.405	1:25.630	69	2 LAPS	1:36.051	53	5 LAPS	3:41.603
50	1 LAP	1:33.151	73	31.019	1:26.823	97	2 LAPS	1:30.535	97	2 LAPS	1:30.107	97	2 LAPS	1:30.552
121	3 LAPS	1:40.298	50	1 LAP	1:30.505	42	2 LAPS	1:34.430	42	2 LAPS	1:32.350	69	2 LAPS	1:34.661
73	29.753	1:25.421	36	3 LAPS	1:40.149	50	1 LAP	1:31.600	50	1 LAP	1:30.185	50	1 LAP	1:29.926
91	2 LAPS	1:38.601	121	3 LAPS	1:39.021	81	3 LAPS	1:37.465	81	3 LAPS	1:36.986	42	2 LAPS	1:33.150
23	1 LAP	1:31.822	91	2 LAPS	1:36.394	23	1 LAP	1:34.052	23	1 LAP	1:31.415	81	3 LAPS	1:34.627
53	3 LAPS	1:43.885	23	1 LAP	1:30.587	121	3 LAPS	1:40.891	36	4 LAPS	3:19.842	23	1 LAP	1:31.336
84	1 LAP	1:27.390	84	1 LAP	1:26.988	91	2 LAPS	1:40.479	91	2 LAPS	1:35.068	84	1 LAP	1:29.238
51	1:12.350	1:28.087	53	3 LAPS	1:51.639P	84	1 LAP	1:27.183	121	3 LAPS	1:38.412	91	2 LAPS	1:36.390
96	1 LAP	1:35.374	51	1:14.375	1:27.582	51	1:16.671	1:28.540	84	1 LAP	1:27.777	36	4 LAPS	1:39.368
71	1 LAP	1:29.786							51	1:19.057	1:27.775	51	1:21.204	1:28.011
												121	3 LAPS	1:37.562

\*\*Cars 51, 60 & 75 require working transponders - Regulation Q.12.2.1 refers.  
Weather/Track: Bright/Dry

Donington Park  
Circuit Length = 1.9790 miles.  
Start: 15:57 End: 16:58

# Pre'63 GT

## RACE 3 - LAP CHART - Donington Park - 3/4/5 May 2014

(contd.)

Lap 31			Lap 32			Lap 33			Lap 34			Lap 35		
No	Behind	Laptime	No	Behind	Laptime	No	Behind	Laptime	No	Behind	Laptime	No	Behind	Laptime
60		1:24.799	60		1:25.579	60		1:25.677	60		1:24.371	60		1:26.539
65	15.417	1:25.578	91	3 LAPS	1:35.295	81	4 LAPS	1:42.749	84	2 LAPS	1:27.650	84	2 LAPS	1:28.561
71	2 LAPS	1:30.319	36	5 LAPS	1:38.999	91	3 LAPS	1:34.111	65	17.439	1:26.294	23	2 LAPS	1:32.376
1	8 LAPS	1:24.637	121	4 LAPS	1:38.527	65	15.516	1:26.050	1	8 LAPS	1:23.972	65	16.406	1:25.506
33	2 LAPS	1:31.514	65	15.143	1:25.305	1	8 LAPS	1:24.507	81	4 LAPS	1:39.766	1	8 LAPS	1:23.916
15	1 LAP	1:30.314	71	2 LAPS	1:29.085	36	5 LAPS	1:37.941	91	3 LAPS	1:37.096	81	4 LAPS	1:36.288
85	1 LAP	1:29.035	1	8 LAPS	1:23.930	121	4 LAPS	1:38.962	71	2 LAPS	1:31.330	91	3 LAPS	1:35.863
39	1 LAP	1:29.915	15	1 LAP	1:29.113	71	2 LAPS	1:30.181	36	5 LAPS	1:37.716	71	2 LAPS	1:29.811
28	1 LAP	1:28.255	33	2 LAPS	1:31.626	15	1 LAP	1:30.010	121	4 LAPS	1:37.548	73	36.499	1:26.490
75	34.292	1:26.405	85	1 LAP	1:28.674	73	34.716	1:25.586	73	36.548	1:26.203	75	44.984	1:28.930
73	34.941	1:25.773	75	34.258	1:25.545	85	1 LAP	1:30.213	15	1 LAP	1:29.798	36	5 LAPS	1:40.043
13	1 LAP	1:29.668	73	34.807	1:25.445	75	37.582	1:29.001	85	1 LAP	1:29.766	15	1 LAP	1:34.788
96	2 LAPS	1:39.325	39	1 LAP	1:31.081	33	2 LAPS	1:32.648	75	42.593	1:29.382	85	1 LAP	1:31.744
53	5 LAPS	1:34.220	13	1 LAP	1:28.174	39	1 LAP	1:29.763	33	2 LAPS	1:31.060	39	1 LAP	1:29.408
97	2 LAPS	1:29.749	28	1 LAP	1:41.938P	13	1 LAP	1:29.136	39	1 LAP	1:28.619	121	4 LAPS	1:40.896
69	2 LAPS	1:34.201	97	2 LAPS	1:30.378	97	2 LAPS	1:30.086	13	1 LAP	1:28.845	33	2 LAPS	1:32.489
50	1 LAP	1:30.309	96	2 LAPS	1:35.831	50	1 LAP	1:32.444	97	2 LAPS	1:30.433	13	1 LAP	1:29.762
42	2 LAPS	1:32.579	53	5 LAPS	1:33.826	96	2 LAPS	1:36.626	50	1 LAP	1:29.558	97	2 LAPS	1:30.049
23	1 LAP	1:32.151	50	1 LAP	1:29.205	53	5 LAPS	1:36.806	53	5 LAPS	1:34.221	50	1 LAP	1:32.377
81	3 LAPS	1:38.351	69	2 LAPS	1:34.378	69	2 LAPS	1:34.037	96	2 LAPS	1:37.109	53	5 LAPS	1:32.664
84	1 LAP	1:27.543	42	2 LAPS	1:32.585	42	2 LAPS	1:32.938	69	2 LAPS	1:33.292	69	2 LAPS	1:34.724
51	1:24.718	1:28.313	23	1 LAP	1:30.989	23	1 LAP	1:32.072	42	2 LAPS	1:32.771	42	2 LAPS	1:34.542
			84	1 LAP	1:29.263									

\*\*Cars 51, 60 & 75 require working transponders - Regulation Q.12.2.1 refers.

Weather/Track: Bright/Dry

Donington Park  
Circuit Length = 1.9790 miles.  
Start: 15:57 End: 16:58

# Pre'63 GT

## RACE 3 - LAP CHART - Donington Park - 3/4/5 May 2014

(contd.)

Lap 36			Lap 37			Lap 38			Lap 39			Lap 40		
No	Behind	Laptime	No	Behind	Laptime	No	Behind	Laptime	No	Behind	Laptime	No	Behind	Laptime
60		1:28.550	60		1:26.552	60		1:27.845	60		1:30.589			
96	3 LAPS	1:38.555	84	2 LAPS	1:27.148	84	2 LAPS	1:27.816	1	8 LAPS	1:24.405			
84	2 LAPS	1:26.249	69	3 LAPS	1:34.901	53	6 LAPS	1:34.585	65	4.923	1:25.440			
23	2 LAPS	1:30.585	42	3 LAPS	1:34.460	1	8 LAPS	1:24.717	53	6 LAPS	1:34.567			
1	8 LAPS	1:24.313	23	2 LAPS	1:30.320	65	10.072	1:26.128	23	2 LAPS	1:32.497			
65	13.547	1:25.691	1	8 LAPS	1:24.870	69	3 LAPS	1:34.595	42	3 LAPS	1:33.164			
73	34.592	1:26.643	96	3 LAPS	1:37.243	23	2 LAPS	1:31.287	69	3 LAPS	1:34.792			
71	2 LAPS	1:31.387	65	11.789	1:24.794	42	3 LAPS	1:35.629	96	3 LAPS	1:36.215			
91	3 LAPS	1:35.327	73	33.366	1:25.326	96	3 LAPS	1:34.887	15	2 LAPS	2:16.421			
81	4 LAPS	1:36.799	71	2 LAPS	1:30.003	73	39.621	1:34.100P	75	39.077	1:27.466			
75	43.380	1:26.946	75	43.706	1:26.878	71	2 LAPS	1:29.446	71	2 LAPS	1:29.873			
85	1 LAP	1:31.663	91	3 LAPS	1:34.623	75	42.200	1:26.339	73	51.757	1:42.725			
39	1 LAP	1:31.854	81	4 LAPS	1:40.474	91	3 LAPS	1:34.637	85	1 LAP	1:31.280			
15	1 LAP	1:33.075	85	1 LAP	1:30.158	85	1 LAP	1:29.871	13	1 LAP	1:31.591			
13	1 LAP	1:30.004	39	1 LAP	1:30.082	13	1 LAP	1:29.491	39	1 LAP	1:31.543			
33	2 LAPS	1:31.470	13	1 LAP	1:29.385	39	1 LAP	1:30.607	91	3 LAPS	1:37.224			
36	5 LAPS	1:39.657	33	2 LAPS	1:30.417	33	2 LAPS	1:32.344	33	2 LAPS	1:29.928			
121	4 LAPS	1:40.514	15	1 LAP	1:45.499P	81	4 LAPS	1:43.726	97	2 LAPS	1:31.353			
97	2 LAPS	1:29.674	36	5 LAPS	1:38.650	97	2 LAPS	1:29.981	81	4 LAPS	1:38.465			
50	1 LAP	1:30.031	97	2 LAPS	1:30.169	36	5 LAPS	1:38.396	50	1 LAP	1:30.311			
53	5 LAPS	1:32.183	121	4 LAPS	1:39.325	50	1 LAP	1:31.173	36	5 LAPS	1:38.169			
			50	1 LAP	1:30.026	121	4 LAPS	1:39.503	84	1 LAP	1:30.346			
						84	1 LAP	1:28.937	121	4 LAPS	1:39.026			

\*\*Cars 51, 60 & 75 require working transponders - Regulation Q.12.2.1 refers.  
Weather/Track: Bright/Dry

# HSCC Martini Trophy

## RACE 4 - CLASSIFICATION - Donington Park - 3/4/5 May 2014

POS	NO	CL	DRIVER	NAT	CAR	TIME	LAPS	GAP	MPH	BEST
1	10	G	David GATHERCOLE	GB	Lola T210	25:32.838	22		102.18	1:08.004
2	51	B	Robert OLDERSHAW	GB	Lola T212	26:27.802	22	54.964	98.64	1:10.539
3	72	B	Jonathan LOADER	GB	Chevron B19	25:46.319	21	1 LAP	96.68	1:12.375
4	29	B	Mark RICHARDSON	GB	Lola T290	26:14.026	21	1 LAP	94.98	1:12.200
5	17	D	Carrington-Yat/Carrington-Yates		Chevron B16	26:37.972	21	1 LAP	93.55	1:14.372
6	42	B	John TAYLOR	GB	Chevron B19	25:47.611	20	2 LAPS	91.99	1:15.603
7	70	D	Dion KREMER	GB	Elva Mk8	25:53.997	20	2 LAPS	91.61	1:16.279
8	89	D	Benedini/Benedini		Chevron B16	26:19.426	20	2 LAPS	90.14	1:17.062
9	85	D	Simon ASHWORTH	GB	Chevron B16	26:19.815	20	2 LAPS	90.12	1:16.616
10	15	D	Graeme COOKSLEY	GB	Tiga SC81	25:36.887	19	3 LAPS	88.00	1:18.395

### NOT CLASSIFIED

77	A	Ian FLUX	GB	Osella PA3	23:09.548	20	D.N.F.	102.46	1:08.100
7	A	Julian HIRE	GB	Chevron B26	23:54.764	19	D.N.F.	94.26	1:12.195
67	B	Michele LIGUORI	IT	Lola T296	22:33.081	7	D.N.F.	36.77	1:11.238
88	B	Kevin COOKE	GB	Royale RP17	7:47.099	6	D.N.F.	91.27	1:16.008

### FASTEST LAP

10	G	David GATHERCOLE		Lola T210	1:08.004	6	104.76mph	168.60kph
77	A	Ian FLUX		Osella PA3	1:08.100	6	104.61mph	168.36kph
51	B	Robert OLDERSHAW		Lola T212	1:10.539	5	100.99mph	162.54kph
17	D	Carrington-Yat/Carrington-Yates		Chevron B16	1:14.372	15	95.79mph	154.16kph

Weather/Track: Bright/Dry

These results are provisional until the conclusion of any judicial and technical matters.

Donington Park  
Circuit Length = 1.9790 miles.  
Start: 17:21 End: 17:46

Clerk of the Course:

Timekeeper:

# HSCC Martini Trophy

## RACE 4 - LAP ANALYSIS - Donington Park - 3/4/5 May 2014

<b>7</b>	<b>Julian HIRE</b>	<b>GB</b>	Chevron B26	
1 - 1:24.395	6 - 1:14.555	11 - 1:13.924	16 - 1:12.850	
2 - 1:16.513	7 - 1:13.736	12 - <b>1:12.195</b>	17 - 1:12.683	
3 - 1:14.842	8 - 1:14.690	13 - 1:13.832	18 - 1:17.701	
4 - 1:13.379	9 - 1:13.286	14 - 1:14.646	19 - 1:29.623	
5 - 1:13.412	10 - 1:13.948	15 - 1:14.554		
<b>10</b>	<b>David GATHERCOLE</b>	<b>GB</b>	Lola T210	
1 - 1:12.422	6 - <b>1:08.004</b>	11 - 1:08.271	16 - 1:08.888	21 - 1:10.062
2 - 1:08.976	7 - 1:08.633	12 - 1:19.104	17 - 1:09.413	22 - 1:10.806
3 - 1:08.860	8 - 1:08.010	13 - 1:09.408	18 - 1:09.074	
4 - 1:08.672	9 - 1:08.828	14 - 1:10.802	19 - 1:09.721	
5 - 1:08.218	10 - 1:08.792	15 - 1:09.121	20 - 1:08.753	
<b>15</b>	<b>Graeme COOKSLEY</b>	<b>GB</b>	Tiga SC81	
1 - 1:29.156	6 - 1:20.399	11 - 1:19.863	16 - 1:20.935	
2 - 1:21.015	7 - 1:20.952	12 - 1:20.609	17 - 1:20.771	
3 - 1:19.573	8 - 1:21.159	13 - 1:21.944	18 - 1:19.107	
4 - 1:19.420	9 - 1:20.726	14 - 1:19.479	19 - 1:22.154	
5 - <b>1:18.395</b>	10 - 1:21.033	15 - 1:20.197		
<b>17</b>	<b>Carrington-Yat/Carrington-Yates</b>		Chevron B16	
1 - 1:25.308	6 - 1:17.307	11 - 1:14.925	16 - 1:14.520	21 - 1:16.983
2 - 1:16.877	7 - 1:15.894	12 - 1:15.063	17 - 1:16.485	
3 - 1:16.537	8 - 1:14.502	13 - 1:14.653	18 - 1:14.683	
4 - 1:16.300	9 - 1:15.394	14 - 1:14.652	19 - 1:14.903	
5 - 1:15.661	10 - 1:15.086	15 - <b>1:14.372</b>	20 - 1:17.867	
<b>29</b>	<b>Mark RICHARDSON</b>	<b>GB</b>	Lola T290	
1 - 1:17.714	6 - 1:12.762	11 - 1:14.211	16 - 1:15.620	21 - 1:21.203
2 - 1:12.440	7 - <b>1:12.200</b>	12 - 1:13.296	17 - 1:19.312	
3 - 1:13.439	8 - 1:12.913	13 - 1:14.751	18 - 1:17.083	
4 - 1:12.502	9 - 1:13.541	14 - 1:14.123	19 - 1:17.696	
5 - 1:12.365	10 - 1:13.581	15 - 1:14.111	20 - 1:19.163	
<b>42</b>	<b>John TAYLOR</b>	<b>GB</b>	Chevron B19	
1 - 1:24.184	6 - 1:15.907	11 - <b>1:15.603</b>	16 - 1:16.923	
2 - 1:18.744	7 - 1:16.228	12 - 1:17.039	17 - 1:17.770	
3 - 1:17.614	8 - 1:15.708	13 - 1:17.045	18 - 1:17.049	
4 - 1:16.611	9 - 1:16.577	14 - 1:16.799	19 - 1:20.157	
5 - 1:15.727	10 - 1:16.570	15 - 1:17.564	20 - 1:17.792	

Weather/Track: Bright/Dry

www.mstworld.com

Page 1 of 3

Donington Park  
Circuit Length = 1.9790 miles.  
Start: 17:21 End: 17:46

Printed - 17:49 Saturday, 03 May 2014



# HSCC Martini Trophy

## RACE 4 - LAP ANALYSIS - Donington Park - 3/4/5 May 2014

(contd.)

<b>51</b>	<b>Robert OLDERSHAW</b>	<b>GB</b>	Lola T212	
1 - 1:14.906	6 - 1:11.959	11 - 1:12.416	16 - 1:12.259	21 - 1:12.766
2 - 1:11.411	7 - 1:12.713	12 - 1:12.132	17 - 1:12.100	22 - 1:12.691
3 - 1:11.194	8 - 1:12.198	13 - 1:13.724	18 - 1:10.838	
4 - 1:10.955	9 - 1:12.732	14 - 1:12.252	19 - 1:11.990	
5 - <b>1:10.539</b>	10 - 1:11.816	15 - 1:12.220	20 - 1:11.991	
<b>67</b>	<b>Michele LIGUORI</b>	<b>IT</b>	Lola T296	
1 - X:00.000	6 - <b>1:11.238</b>			
2 - 1:16.701	7 - 1:35.549P			
3 - 1:15.423				
4 - 1:34.260P				
5 - 4:14.453				
<b>70</b>	<b>Dion KREMER</b>	<b>GB</b>	Elva Mk8	
1 - 1:25.526	6 - 1:17.087	11 - 1:16.396	16 - 1:16.901	
2 - 1:17.999	7 - 1:17.149	12 - 1:16.999	17 - 1:16.709	
3 - 1:17.238	8 - 1:18.133	13 - 1:17.122	18 - 1:17.374	
4 - 1:17.383	9 - 1:16.773	14 - 1:17.644	19 - 1:18.040	
5 - <b>1:16.279</b>	10 - 1:16.766	15 - 1:17.391	20 - 1:19.088	
<b>72</b>	<b>Jonathan LOADER</b>	<b>GB</b>	Chevron B19	
1 - 1:16.527	6 - 1:12.409	11 - 1:13.210	16 - 1:14.021	21 - 1:14.099
2 - 1:13.163	7 - <b>1:12.375</b>	12 - 1:13.678	17 - 1:13.300	
3 - 1:12.995	8 - 1:12.397	13 - 1:14.479	18 - 1:15.061	
4 - 1:12.826	9 - 1:13.082	14 - 1:15.892	19 - 1:13.774	
5 - 1:12.498	10 - 1:12.782	15 - 1:13.490	20 - 1:14.261	
<b>77</b>	<b>Ian FLUX</b>	<b>GB</b>	Osella PA3	
1 - 1:11.390	6 - <b>1:08.100</b>	11 - 1:08.414	16 - 1:09.619	
2 - 1:08.443	7 - 1:08.248	12 - 1:11.108	17 - 1:09.873	
3 - 1:08.511	8 - 1:08.460	13 - 1:10.799	18 - 1:09.260	
4 - 1:08.393	9 - 1:10.228	14 - 1:11.063	19 - 1:09.628	
5 - 1:08.481	10 - 1:08.617	15 - 1:11.066	20 - 1:09.847	
<b>85</b>	<b>Simon ASHWORTH</b>	<b>GB</b>	Chevron B16	
1 - 1:27.064	6 - 1:18.759	11 - 1:18.254	16 - <b>1:16.616</b>	
2 - 1:20.727	7 - 1:18.942	12 - 1:19.718	17 - 1:18.088	
3 - 1:19.714	8 - 1:18.141	13 - 1:17.677	18 - 1:17.968	
4 - 1:19.295	9 - 1:18.636	14 - 1:18.875	19 - 1:17.819	
5 - 1:18.408	10 - 1:18.756	15 - 1:17.873	20 - 1:18.485	

Weather/Track: Bright/Dry

www.mstworld.com

Page 2 of 3

Donington Park  
Circuit Length = 1.9790 miles.  
Start: 17:21 End: 17:46

Printed - 17:49 Saturday, 03 May 2014

# HSCC Martini Trophy

## RACE 4 - LAP ANALYSIS - Donington Park - 3/4/5 May 2014

(contd.)

<b>88</b>	<b>Kevin COOKE</b>	<b>GB</b>	Royale RP17		
1 -	1:23.682	6 -	1:16.816		
2 -	1:17.897				
3 -	1:16.667				
4 -	<b>1:16.008</b>				
5 -	1:16.029				
<b>89</b>	<b>Benedini/Benedini</b>		Chevron B16		
1 -	1:27.679	6 -	<b>1:17.062</b>	11 - 1:18.229	16 - 1:17.642
2 -	1:18.859	7 -	1:18.916	12 - 1:18.288	17 - 1:19.504
3 -	1:18.283	8 -	1:18.986	13 - 1:20.051	18 - 1:18.146
4 -	1:18.363	9 -	1:19.039	14 - 1:18.383	19 - 1:17.720
5 -	1:17.403	10 -	1:18.324	15 - 1:20.014	20 - 1:18.535

Weather/Track: Bright/Dry

[www.mstworld.com](http://www.mstworld.com)

Page 3 of 3

Donington Park  
Circuit Length = 1.9790 miles.  
Start: 17:21 End: 17:46

Printed - 17:49 Saturday, 03 May 2014

# HSCC Martini Trophy

## RACE 4 - LAP CHART - Donington Park - 3/4/5 May 2014

Lap 1			Lap 2			Lap 3			Lap 4			Lap 5		
No	Behind	Laptime	No	Behind	Laptime	No	Behind	Laptime	No	Behind	Laptime	No	Behind	Laptime
77		1:11.390	77		1:08.443	77		1:08.511	77		1:08.393	77		1:08.481
10	1.032	1:12.422	10	1.565	1:08.976	10	1.914	1:08.860	10	2.193	1:08.672	10	1.930	1:08.218
51	3.516	1:14.906	51	6.484	1:11.411	51	9.167	1:11.194	51	11.729	1:10.955	51	13.787	1:10.539
72	5.137	1:16.527	72	9.857	1:13.163	72	14.341	1:12.995	72	18.774	1:12.826	72	22.791	1:12.498
29	6.324	1:17.714	29	10.321	1:12.440	29	15.249	1:13.439	29	19.358	1:12.502	29	23.242	1:12.365
88	12.292	1:23.682	7	21.075	1:16.513	7	27.406	1:14.842	7	32.392	1:13.379	7	37.323	1:13.412
42	12.794	1:24.184	88	21.746	1:17.897	88	29.902	1:16.667	88	37.517	1:16.008	88	45.065	1:16.029
7	13.005	1:24.395	17	22.352	1:16.877	17	30.378	1:16.537	17	38.285	1:16.300	17	45.465	1:15.661
17	13.918	1:25.308	42	23.095	1:18.744	42	32.198	1:17.614	42	40.416	1:16.611	42	47.662	1:15.727
70	14.136	1:25.526	70	23.692	1:17.999	70	32.419	1:17.238	70	41.409	1:17.383	70	49.207	1:16.279
85	15.674	1:27.064	89	26.705	1:18.859	89	36.477	1:18.283	89	46.447	1:18.363	89	55.369	1:17.403
89	16.289	1:27.679	85	27.958	1:20.727	85	39.161	1:19.714	85	50.063	1:19.295	85	59.990	1:18.408
15	17.766	1:29.156	15	30.338	1:21.015	15	41.400	1:19.573	15	52.427	1:19.420	15	1:02.341	1:18.395

Weather/Track: Bright/Dry

www.mstworld.com

Page 1 of 5

Donington Park  
Circuit Length = 1.9790 miles.  
Start: 17:21 End: 17:46

Printed - 17:49 Saturday, 03 May 2014

# HSCC Martini Trophy

## RACE 4 - LAP CHART - Donington Park - 3/4/5 May 2014

(contd.)

Lap 6			Lap 7			Lap 8			Lap 9			Lap 10		
No	Behind	Laptime	No	Behind	Laptime	No	Behind	Laptime	No	Behind	Laptime	No	Behind	Laptime
77		1:08.100	77		1:08.248	77		1:08.460	77		1:10.228	77		1:08.617
10	1.834	1:08.004	10	2.219	1:08.633	10	1.769	1:08.010	10	0.369	1:08.828	10	0.544	1:08.792
51	17.646	1:11.959	85	1 LAP	1:18.759	89	1 LAP	1:18.916	42	1 LAP	1:15.708	17	1 LAP	1:15.394
72	27.100	1:12.409	15	1 LAP	1:20.399	85	1 LAP	1:18.942	70	1 LAP	1:18.133	42	1 LAP	1:16.577
29	27.904	1:12.762	51	22.111	1:12.713	15	1 LAP	1:20.952	89	1 LAP	1:18.986	70	1 LAP	1:16.773
7	43.778	1:14.555	72	31.227	1:12.375	51	25.849	1:12.198	85	1 LAP	1:18.141	89	1 LAP	1:19.039
88	53.781	1:16.816	29	31.856	1:12.200	72	35.164	1:12.397	51	28.353	1:12.732	85	1 LAP	1:18.636
17	54.672	1:17.307	7	49.266	1:13.736	29	36.309	1:12.913	15	1 LAP	1:21.159	51	31.552	1:11.816
42	55.469	1:15.907	17	1:02.318	1:15.894	7	55.496	1:14.690	72	38.018	1:13.082	15	1 LAP	1:20.726
70	58.194	1:17.087	42	1:03.449	1:16.228	17	1:08.360	1:14.502	29	39.622	1:13.541	72	42.183	1:12.782
89	1:04.331	1:17.062	70	1:07.095	1:17.149				7	58.554	1:13.286	29	44.586	1:13.581
									67	8 LAPS	1:25.457	7	1:03.885	1:13.948

Weather/Track: Bright/Dry

www.mstworld.com

Page 2 of 5

Donington Park  
Circuit Length = 1.9790 miles.  
Start: 17:21 End: 17:46

Printed - 17:49 Saturday, 03 May 2014

# HSCC Martini Trophy

## RACE 4 - LAP CHART - Donington Park - 3/4/5 May 2014

(contd.)

Lap 11			Lap 12			Lap 13			Lap 14			Lap 15		
No	Behind	Laptime	No	Behind	Laptime	No	Behind	Laptime	No	Behind	Laptime	No	Behind	Laptime
77		1:08.414	77		1:11.108	77		1:10.799	77		1:11.063	77		1:11.066
10	0.401	1:08.271	10	8.397	1:19.104	10	7.006	1:09.408	15	2 LAPS	1:20.609	10	4.800	1:09.121
67	9 LAPS	1:16.701	67	9 LAPS	1:15.423	17	1 LAP	1:15.063	7	1 LAP	1:13.832	7	1 LAP	1:14.646
17	1 LAP	1:15.086	17	1 LAP	1:14.925	42	1 LAP	1:17.039	10	6.745	1:10.802	15	2 LAPS	1:21.944
42	1 LAP	1:16.570	42	1 LAP	1:15.603	67	9 LAPS	1:34.260P	17	1 LAP	1:14.653	17	1 LAP	1:14.652
70	1 LAP	1:16.766	70	1 LAP	1:16.396	70	1 LAP	1:16.999	42	1 LAP	1:17.045	42	1 LAP	1:16.799
51	35.554	1:12.416	51	36.578	1:12.132	51	39.503	1:13.724	70	1 LAP	1:17.122	51	41.846	1:12.220
89	1 LAP	1:18.324	89	1 LAP	1:18.229	89	1 LAP	1:18.288	51	40.692	1:12.252	70	1 LAP	1:17.644
85	1 LAP	1:18.756	85	1 LAP	1:18.254	72	53.229	1:14.479	72	58.058	1:15.892	72	1:00.482	1:13.490
72	46.979	1:13.210	72	49.549	1:13.678	29	56.523	1:14.751	89	1 LAP	1:20.051	29	1:02.628	1:14.111
29	50.383	1:14.211	29	52.571	1:13.296	85	1 LAP	1:19.718	29	59.583	1:14.123	89	1 LAP	1:18.383
15	1 LAP	1:21.033	15	1 LAP	1:19.863				85	1 LAP	1:17.677			
7	1:09.395	1:13.924	7	1:10.482	1:12.195									

Weather/Track: Bright/Dry

www.mstworld.com

Page 3 of 5

Donington Park  
Circuit Length = 1.9790 miles.  
Start: 17:21 End: 17:46

Printed - 17:49 Saturday, 03 May 2014

# HSCC Martini Trophy

## RACE 4 - LAP CHART - Donington Park - 3/4/5 May 2014

(contd.)

Lap 16			Lap 17			Lap 18			Lap 19			Lap 20		
No	Behind	Laptime	No	Behind	Laptime	No	Behind	Laptime	No	Behind	Laptime	No	Behind	Laptime
77		1:09.619	77		1:09.873	77		1:09.260	77		1:09.628	77		1:09.847
85	2 LAPS	1:18.875	10	3.609	1:09.413	10	3.423	1:09.074	10	3.516	1:09.721	42	2 LAPS	1:17.049
10	4.069	1:08.888	67	12 LAPS	4:14.453	67	12 LAPS	1:11.238	72	1 LAP	1:15.061	10	2.422	1:08.753
7	1 LAP	1:14.554	89	2 LAPS	1:20.014	29	1 LAP	1:19.312	29	1 LAP	1:17.083	70	2 LAPS	1:17.374
15	2 LAPS	1:19.479	85	2 LAPS	1:17.873	89	2 LAPS	1:17.642	89	2 LAPS	1:19.504	72	1 LAP	1:13.774
17	1 LAP	1:14.372	7	1 LAP	1:12.850	7	1 LAP	1:12.683	7	1 LAP	1:17.701	29	1 LAP	1:17.696
51	44.486	1:12.259	15	2 LAPS	1:20.197	85	2 LAPS	1:16.616	85	2 LAPS	1:18.088	89	2 LAPS	1:18.146
42	1 LAP	1:17.564	17	1 LAP	1:14.520	17	1 LAP	1:16.485	67	12 LAPS	1:35.549P	85	2 LAPS	1:17.968
70	1 LAP	1:17.391	51	46.713	1:12.100	15	2 LAPS	1:20.935	17	1 LAP	1:14.683	7	1 LAP	1:29.623
72	1:04.884	1:14.021	42	1 LAP	1:16.923	51	48.291	1:10.838	51	50.653	1:11.990	51	52.797	1:11.991
29	1:08.629	1:15.620	70	1 LAP	1:16.901	42	1 LAP	1:17.770	15	2 LAPS	1:20.771	17	1 LAP	1:14.903
			72	1:08.311	1:13.300	70	1 LAP	1:16.709				15	2 LAPS	1:19.107

Weather/Track: Bright/Dry

www.mstworld.com

Page 4 of 5

Donington Park  
Circuit Length = 1.9790 miles.  
Start: 17:21 End: 17:46

Printed - 17:49 Saturday, 03 May 2014

# HSCC Martini Trophy

## RACE 4 - LAP CHART - Donington Park - 3/4/5 May 2014

(contd.)

Lap 21			Lap 22			Lap 23			Lap 24			Lap 25		
No	Behind	Laptime	No	Behind	Laptime	No	Behind	Laptime	No	Behind	Laptime	No	Behind	Laptime
10		1:10.062	10		1:10.806									
42	2 LAPS	1:20.157	15	3 LAPS	1:22.154									
72	1 LAP	1:14.261	72	1 LAP	1:14.099									
70	2 LAPS	1:18.040	42	2 LAPS	1:17.792									
29	1 LAP	1:19.163	70	2 LAPS	1:19.088									
89	2 LAPS	1:17.720	29	1 LAP	1:21.203									
85	2 LAPS	1:17.819	89	2 LAPS	1:18.535									
51	53.079	1:12.766	85	2 LAPS	1:18.485									
17	1 LAP	1:17.867	51	54.964	1:12.691									
			17	1 LAP	1:16.983									

Weather/Track: Bright/Dry


[www.mstworld.com](http://www.mstworld.com)

Page 5 of 5

Donington Park  
Circuit Length = 1.9790 miles.  
Start: 17:21 End: 17:46

Printed - 17:49 Saturday, 03 May 2014

**HSCC Martini Trophy**  
**RACE 9 - GRID - Donington Park - 3/4/5 May 2014**

ROW 7	67 LIGUORI	88 COOKE
ROW 6	77 FLUX	7 HIRE
ROW 5	85 ASHWORTH	15 COOKSLEY
ROW 4	70 KREMER	89 Benedini/Benedini
ROW 3	17 Carrington-Yat/Carrington-Yates	42 TAYLOR
ROW 2	72 LOADER	29 RICHARDSON
ROW 1	10 GATHERCOLE	51 OLDERSHAW
POLE		
		

**Weather/Track: Bright/Dry**

**These results are provisional until the conclusion of any judicial and technical matters.**

Donington Park  
Circuit Length = 1.9790 miles.  
Start: 17:21 End: 17:46

Clerk of the Course:

Timekeeper:



# HRDC Celebration of the BTCC for Touring Cars

## RACE 5 - CLASSIFICATION - Donington Park - 3/4/5 May 2014

POS	NO	CL	DRIVER	CAR	TIME	LAPS	GAP	MPH	BEST
1	64	CLA	McInerney	BMW 1800TiSa	46:01.694	31		79.93	1:26.115
2	16	CLA	Tomlin/Stretton	Ford Lotus Cortina	46:02.893	31	1.199	79.89	1:25.952
3	51	PIE	King	Ford Mustang	47:13.997	31	1:12.303	77.89	1:27.362
4	72	RHO	Harrison/Williams	Austin Cooper S	46:46.916	30	1 LAP	76.10	1:29.269
5	32	CLA	Lark	Alfa Romeo Guilia Sprint GT	47:20.849	30	1 LAP	75.19	1:30.825
6	1	URE	Harrison/Watts	Volvo Amazon	47:28.183	30	1 LAP	75.00	1:29.417
7	158	URE	Naismith/Perryman	Austin A95 Westminster	46:01.896	29	2 LAPS	74.76	1:31.382
8	34	SEA	Gordon/Meadon	Alfa Romeo Guilletta Ti	46:12.305	29	2 LAPS	74.48	1:29.647
9	65	FIT	Turrall/Frankel	Alfa Romeo Guilia Sprint GT	46:35.697	29	2 LAPS	73.86	1:31.840
10	69	SOP	Welch/Verrey	Jensen 541R	46:59.597	29	2 LAPS	73.23	1:31.959
11	2	RHO	Crossley	Morris Mini	46:23.092	28	3 LAPS	71.63	1:34.098
12	70	SHE	Allen	Austin A35	46:39.224	28	3 LAPS	71.22	1:35.373
13	52	SHE	Clayton	Austin A35	47:15.512	28	3 LAPS	70.31	1:35.965
14	66	FIT	Shaw/Matthews	Alfa Romeo Guilia Sprint GT	47:23.932	28	3 LAPS	70.10	1:33.745
15	33	SEA	Cawthorn/Cawthorn	Wolseley 1500	46:36.524	27	4 LAPS	68.74	1:37.054
16	23	SOP	Love **/Love	Jaguar MkVII	46:45.213	27	4 LAPS	68.53	1:38.115
17	11	RHO	Atkinson	MG 1100	46:49.875	27	4 LAPS	68.41	1:39.131
18	79	CLA	Martin	Ford Lotus Cortina	46:52.009	27	4 LAPS	68.36	1:30.820
19	49	SOP	Bennett/Wilkinson	Jaguar Mk1	47:12.608	27	4 LAPS	67.86	1:39.304
20	90	FIT	Clayson	Vauxhall VX4/90	46:17.735	26	5 LAPS	66.64	1:40.951
21	35	SHE	Keegan/Lillywhite	Austin A35	46:23.297	26	5 LAPS	66.51	1:39.620
22	91	SEA	Watson	Alfa Romeo Guilletta Ti	46:41.924	26	5 LAPS	66.07	1:44.003
23	58	SOP	Wheelwright	Rover P4 105S	46:38.547	25	6 LAPS	63.60	1:42.714
24	155	SHE	Robson/Persaud	Standard Pennant	46:20.894	23	8 LAPS	58.88	1:54.423
25	9	FIT	Stevens/Beever	Ford Anglia	46:21.550	23	8 LAPS	58.87	1:45.952

### NOT CLASSIFIED

154	FIT	Hall/Mills	Vauxhall VX4/90	32:29.343	18	D.N.F.	65.72	1:38.972
119	PIE	Whale/Dutton	Studebaker Lark Daytona 500	15:05.635	10	D.N.F.	78.54	1:27.750
99	FIT	Dowsett	Hillman Rallye Imp	17:33.353	10	D.N.F.	67.52	1:41.344
96	URE	Watts/Giordanelli	Ford Zephyr - Zodiac	15:08.654	9	D.N.F.	70.44	1:38.275
48	SOP	Butterfield/Dorlin	Jaguar Mk1	12:25.506	8	D.N.F.	76.30	1:31.635
4	CLA	Young/Wise	Ford Lotus Cortina	9:17.444	6	D.N.F.	76.48	1:26.512
122	URE	Rainford	Volvo Amazon		0	D.N.F.	N/A	

### FASTEST LAP

16	CLA	Tomlin/Stretton	Ford Lotus Cortina	1:25.952	26	82.88mph	133.39kph
51	PIE	King	Ford Mustang	1:27.362	29	81.55mph	131.24kph
72	RHO	Harrison/Williams	Austin Cooper S	1:29.269	3	79.80mph	128.43kph
1	URE	Harrison/Watts	Volvo Amazon	1:29.417	30	79.67mph	128.22kph
34	SEA	Gordon/Meadon	Alfa Romeo Guilletta Ti	1:29.647	28	79.47mph	127.89kph
48	SOP	Butterfield/Dorlin	Jaguar Mk1	1:31.635	4	77.74mph	125.12kph
65	FIT	Turrall/Frankel	Alfa Romeo Guilia Sprint GT	1:31.840	5	77.57mph	124.84kph
70	SHE	Allen	Austin A35	1:35.373	24	74.70mph	120.21kph

\*\* CAR 23 needs a working transponder - Regulation Q.12.2.1 refers.

Weather/Track: Bright/Dry

These results are provisional until the conclusion of any judicial and technical matters.

Donington Park  
Circuit Length = 1.9790 miles.  
Start: 18:02 End: 18:48

Clerk of the Course:	Timekeeper:
----------------------	-------------

**HRDC Celebration of the BTCC for Touring Cars**  
**RACE 5 - LAP ANALYSIS - Donington Park - 3/4/5 May 2014**

<b>1</b>	<b>Harrison/Watts</b>	Volvo Amazon											
1 -	1:39.757	6 -	1:34.002	11 -	1:34.122	16 -	2:41.818	21 -	1:29.908	26 -	1:29.450		
2 -	1:33.362	7 -	1:33.124	12 -	1:33.894	17 -	1:30.651	22 -	1:29.960	27 -	1:29.725		
3 -	1:33.378	8 -	1:33.683	13 -	1:33.677	18 -	1:30.596	23 -	1:30.031	28 -	1:31.492		
4 -	1:34.431	9 -	1:35.052	14 -	1:33.582	19 -	1:30.403	24 -	1:29.867	29 -	1:30.122		
5 -	1:34.015	10 -	1:34.166	15 -	1:41.465P	20 -	1:33.576	25 -	1:29.457	30 -	<b>1:29.417</b>		
<b>2</b>	<b>Crossley</b>	Morris Mini											
1 -	1:46.828	6 -	1:36.699	11 -	1:36.103	16 -	1:49.411P	21 -	1:37.066	26 -	1:36.166		
2 -	1:35.901	7 -	1:39.884	12 -	1:34.805	17 -	2:46.666	22 -	1:35.154	27 -	1:35.693		
3 -	1:36.415	8 -	1:34.800	13 -	1:35.315	18 -	1:34.216	23 -	1:36.603	28 -	1:35.995		
4 -	1:35.933	9 -	1:35.372	14 -	<b>1:34.098</b>	19 -	1:36.347	24 -	1:37.474				
5 -	1:36.317	10 -	1:35.298	15 -	1:34.713	20 -	1:37.919	25 -	1:35.901				
<b>4</b>	<b>Young/Wise</b>	Ford Lotus Cortina											
1 -	1:33.144	6 -	1:55.482P										
2 -	1:26.629												
3 -	<b>1:26.512</b>												
4 -	1:28.112												
5 -	1:27.565												
<b>9</b>	<b>Stevens/Beever</b>	Ford Anglia											
1 -	2:00.676	6 -	1:47.124	11 -	6:00.478	16 -	1:47.376	21 -	1:46.915				
2 -	1:48.006	7 -	1:48.256	12 -	1:50.831	17 -	1:48.775	22 -	1:50.140				
3 -	1:46.741	8 -	1:48.490	13 -	1:50.097	18 -	1:47.676	23 -	1:49.076				
4 -	1:49.337	9 -	1:54.494	14 -	1:46.484	19 -	1:49.824						
5 -	1:47.256	10 -	2:10.797P	15 -	<b>1:45.952</b>	20 -	1:46.749						
<b>11</b>	<b>Atkinson</b>	MG 1100											
1 -	1:54.072	6 -	1:41.315	11 -	1:47.514P	16 -	1:43.492	21 -	1:41.003	26 -	1:40.128		
2 -	1:42.680	7 -	1:42.661	12 -	2:36.477	17 -	1:44.481	22 -	1:43.355	27 -	1:39.610		
3 -	1:42.916	8 -	1:40.571	13 -	1:41.443	18 -	<b>1:39.131</b>	23 -	1:39.194				
4 -	1:40.574	9 -	1:40.429	14 -	1:42.042	19 -	1:40.154	24 -	1:41.758				
5 -	1:40.526	10 -	1:44.476	15 -	1:40.120	20 -	1:39.417	25 -	1:40.336				
<b>16</b>	<b>Tomlin/Stretton</b>	Ford Lotus Cortina											
1 -	1:33.677	6 -	1:29.648	11 -	1:28.158	16 -	1:27.410	21 -	1:26.240	26 -	<b>1:25.952</b>	31 -	1:27.063
2 -	1:27.135	7 -	1:27.602	12 -	1:27.526	17 -	1:26.215	22 -	1:26.817	27 -	1:27.361		
3 -	1:27.878	8 -	1:28.828	13 -	1:26.776	18 -	1:27.317	23 -	1:27.533	28 -	1:26.373		
4 -	1:28.122	9 -	1:28.284	14 -	1:31.059P	19 -	1:27.119	24 -	1:27.564	29 -	1:26.110		
5 -	1:26.819	10 -	1:27.017	15 -	2:12.574	20 -	1:27.145	25 -	1:26.979	30 -	1:28.592		

\*\* CAR 23 needs a working transponder - Regulation Q.12.2.1 refers.  
 Weather/Track: Bright/Dry

**HRDC Celebration of the BTCC for Touring Cars**  
**RACE 5 - LAP ANALYSIS - Donington Park - 3/4/5 May 2014**  
 (contd.)

<b>23</b>	<b>Love **/Love</b>	<b>Jaguar MkVII</b>				
1 - 1:51.135	6 - 1:38.792	11 - 1:39.778	16 - 1:40.014	21 - 1:40.467	26 - 1:39.517	
2 - 1:39.408	7 - 1:39.043	12 - 1:39.731	17 - 1:44.615	22 - 1:40.322	27 - 1:39.660	
3 - 1:40.337	8 - 1:40.720	13 - 1:45.884P	18 - 1:42.299	23 - <b>1:38.115</b>		
4 - 1:38.984	9 - 1:40.090	14 - 3:10.664	19 - 1:39.732	24 - 1:38.152		
5 - 1:38.524	10 - 1:38.475	15 - 1:41.473	20 - 1:39.792	25 - 1:39.490		
<b>32</b>	<b>Lark</b>	<b>Alfa Romeo Guilina Sprint GT</b>				
1 - 1:41.090	6 - 1:32.171	11 - 1:33.881	16 - 1:30.898	21 - 1:32.923	26 - 1:32.153	
2 - 1:34.712	7 - 1:31.638	12 - 1:32.444	17 - 1:31.030	22 - 1:32.717	27 - 1:32.084	
3 - 1:32.695	8 - 1:33.625	13 - 1:41.264P	18 - 1:32.569	23 - 1:31.034	28 - 1:32.721	
4 - 1:32.458	9 - 1:32.967	14 - 2:29.587	19 - 1:31.769	24 - 1:30.857	29 - <b>1:30.825</b>	
5 - 1:32.484	10 - 1:33.036	15 - 1:31.457	20 - 1:31.121	25 - 1:31.590	30 - 1:31.049	
<b>33</b>	<b>Cawthorn/Cawthorn</b>	<b>Wolseley 1500</b>				
1 - 1:51.306	6 - 1:39.464	11 - 1:44.530P	16 - 1:37.361	21 - 1:38.604	26 - 1:37.554	
2 - 1:43.388	7 - 1:49.953P	12 - 2:43.218	17 - 1:37.843	22 - 1:38.453	27 - 1:38.245	
3 - 1:41.532	8 - 2:05.334	13 - 1:40.465	18 - 1:38.647	23 - 1:37.532		
4 - 1:39.950	9 - 1:40.760	14 - 1:40.986	19 - 1:38.890	24 - 1:37.970		
5 - 1:39.348	10 - 1:40.165	15 - <b>1:37.054</b>	20 - 1:40.376	25 - 1:37.596		
<b>34</b>	<b>Gordon/Meadon</b>	<b>Alfa Romeo Giulietta Ti</b>				
1 - 2:03.295	6 - 1:37.270	11 - 2:16.003	16 - 1:30.921	21 - 1:32.640	26 - 1:31.295	
2 - 1:39.418	7 - 1:35.459	12 - 1:30.808	17 - 1:30.240	22 - 1:32.883	27 - 1:30.354	
3 - 1:37.252	8 - 1:39.891	13 - 1:31.759	18 - 1:30.069	23 - 1:29.978	28 - <b>1:29.647</b>	
4 - 1:36.442	9 - 1:34.922	14 - 1:30.321	19 - 1:31.177	24 - 1:30.627	29 - 1:31.056	
5 - 1:37.596	10 - 1:38.469P	15 - 1:30.607	20 - 1:31.837	25 - 1:30.069		
<b>35</b>	<b>Keegan/Lillywhite</b>	<b>Austin A35</b>				
1 - 1:53.033	6 - 1:41.125	11 - 1:40.168	16 - 1:46.614	21 - 1:42.666	26 - 1:42.810	
2 - 1:40.943	7 - 1:41.719	12 - 1:48.687P	17 - 1:43.807	22 - 1:43.286		
3 - 1:39.922	8 - 1:40.406	13 - 3:21.117	18 - 1:45.699	23 - 1:43.651		
4 - 1:39.671	9 - 1:40.692	14 - 1:46.629	19 - 1:43.013	24 - 1:43.799		
5 - <b>1:39.620</b>	10 - 1:41.623	15 - 1:45.059	20 - 1:43.440	25 - 1:44.098		
<b>48</b>	<b>Butterfield/Dorlin</b>	<b>Jaguar Mk1</b>				
1 - 1:39.839	6 - 1:31.911					
2 - 1:32.846	7 - 1:32.507					
3 - 1:31.807	8 - 1:32.697					
4 - <b>1:31.635</b>						
5 - 1:32.264						

\*\* CAR 23 needs a working transponder - Regulation Q.12.2.1 refers.  
 Weather/Track: Bright/Dry

**HRDC Celebration of the BTCC for Touring Cars**  
**RACE 5 - LAP ANALYSIS - Donington Park - 3/4/5 May 2014**  
 (contd.)

<b>49</b>	<b>Bennett/Wilkinson</b>						<b>Jaguar Mk1</b>
1 - 1:53.855	6 - <b>1:39.304</b>	11 - 1:40.116	16 - 2:54.112	21 - 1:42.909	26 - 1:41.168		
2 - 1:41.098	7 - 1:40.370	12 - 1:39.505	17 - 1:45.832	22 - 1:42.022	27 - 1:41.428		
3 - 1:39.949	8 - 1:40.010	13 - 1:41.569	18 - 1:43.557	23 - 1:43.935			
4 - 1:40.198	9 - 1:40.916	14 - 1:40.567	19 - 1:42.918	24 - 1:42.751			
5 - 1:39.736	10 - 1:41.130	15 - 1:47.992P	20 - 1:42.365	25 - 1:43.296			
<b>51</b>	<b>King</b>						<b>Ford Mustang</b>
1 - 1:35.054	6 - 1:29.568	11 - 1:29.215	16 - 1:27.830	21 - 1:33.026	26 - 1:29.291	31 - 1:27.608	
2 - 1:29.278	7 - 1:29.701	12 - 1:28.372	17 - 1:30.557	22 - 1:27.823	27 - 1:28.154		
3 - 1:28.242	8 - 1:31.163	13 - 1:29.386	18 - 1:33.515P	23 - 1:28.598	28 - 1:29.239		
4 - 1:28.631	9 - 1:29.401	14 - 1:30.432	19 - 2:27.809	24 - 1:29.176	29 - <b>1:27.362</b>		
5 - 1:27.737	10 - 1:29.467	15 - 1:28.641	20 - 1:29.702	25 - 1:31.881	30 - 1:28.138		
<b>52</b>	<b>Clayton</b>						<b>Austin A35</b>
1 - 1:48.071	6 - 1:38.210	11 - 1:36.840	16 - 1:36.962	21 - <b>1:35.965</b>	26 - 1:37.800		
2 - 1:39.286	7 - 1:38.150	12 - 1:41.907P	17 - 1:37.261	22 - 1:36.634	27 - 1:39.032		
3 - 1:38.054	8 - 1:37.532	13 - 2:58.656	18 - 1:36.822	23 - 1:36.699	28 - 1:37.704		
4 - 1:37.690	9 - 1:37.531	14 - 1:39.261	19 - 1:39.693	24 - 1:37.742			
5 - 1:37.265	10 - 1:37.143	15 - 1:38.718	20 - 1:39.312	25 - 1:39.572			
<b>58</b>	<b>Wheelwright</b>						<b>Rover P4 105S</b>
1 - 2:07.978	6 - 1:52.648	11 - 1:51.881	16 - 1:44.585	21 - 1:44.235			
2 - 1:53.432	7 - 1:54.541	12 - 1:55.776P	17 - 1:46.030	22 - 1:43.230			
3 - 1:54.454	8 - 1:51.964	13 - 2:37.491	18 - 1:46.483	23 - 1:50.541			
4 - 1:53.550	9 - 1:52.805	14 - <b>1:42.714</b>	19 - 1:44.713	24 - 1:49.400			
5 - 1:53.439	10 - 1:53.125	15 - 1:42.840	20 - 1:43.784	25 - 1:46.908			
<b>64</b>	<b>McInerney</b>						<b>BMW 1800TiSa</b>
1 - 1:34.538	6 - 1:27.697	11 - 1:27.849	16 - 1:26.592	21 - 1:26.705	26 - 1:26.180	31 - 1:26.500	
2 - 1:28.236	7 - 1:26.594	12 - 1:26.855	17 - 1:27.058	22 - 1:27.117	27 - 1:26.614		
3 - 1:27.070	8 - 1:28.210	13 - 1:26.783	18 - 1:26.469	23 - 1:27.441	28 - <b>1:26.115</b>		
4 - 1:27.827	9 - 1:27.383	14 - 1:26.578	19 - 1:30.642P	24 - 1:27.252	29 - 1:27.195		
5 - 1:26.396	10 - 1:26.731	15 - 1:28.682	20 - 2:17.516	25 - 1:26.567	30 - 1:28.302		
<b>65</b>	<b>Turrall/Frankel</b>						<b>Alfa Romeo Guillia Sprint GT</b>
1 - 1:42.264	6 - 1:34.006	11 - 1:33.272	16 - 2:36.984	21 - 1:36.329	26 - 1:33.490		
2 - 1:34.335	7 - 1:32.390	12 - 1:32.823	17 - 1:34.326	22 - 1:35.129	27 - 1:33.210		
3 - 1:33.923	8 - 1:32.052	13 - 1:32.088	18 - 1:35.000	23 - 1:33.587	28 - 1:32.782		
4 - 1:33.181	9 - 1:34.399	14 - 1:34.951	19 - 1:34.519	24 - 1:33.720	29 - 1:34.197		
5 - <b>1:31.840</b>	10 - 1:32.999	15 - 1:36.068P	20 - 1:37.469	25 - 1:34.364			

\*\* CAR 23 needs a working transponder - Regulation Q.12.2.1 refers.  
 Weather/Track: Bright/Dry

**HRDC Celebration of the BTCC for Touring Cars**  
**RACE 5 - LAP ANALYSIS - Donington Park - 3/4/5 May 2014**  
 (contd.)

<b>66</b>	<b>Shaw/Matthews</b>	Alfa Romeo Guillia Sprint GT				
1 - 1:47.308	6 - 1:34.724	11 - 1:34.610	16 - 1:41.901	21 - 1:40.650	26 - 1:38.677	
2 - 1:39.190	7 - 1:36.721	12 - 1:35.572	17 - 1:42.278	22 - 1:39.411	27 - 1:38.936	
3 - 1:38.158	8 - 1:35.841	13 - 1:35.931	18 - 1:42.016	23 - 1:39.215	28 - 1:39.412	
4 - 1:37.503	9 - 1:34.138	14 - 1:40.054P	19 - 1:42.300	24 - 1:38.254		
5 - <b>1:33.745</b>	10 - 1:35.968	15 - 2:58.929	20 - 1:43.425	25 - 1:39.065		
<b>69</b>	<b>Welch/Verey</b>	Jensen 541R				
1 - 1:41.814	6 - 1:33.104	11 - 1:33.551	16 - 1:38.090P	21 - 1:38.434	26 - 1:36.635	
2 - 1:34.386	7 - <b>1:31.959</b>	12 - 1:33.558	17 - 2:35.206	22 - 1:36.985	27 - 1:36.217	
3 - 1:34.017	8 - 1:32.713	13 - 1:33.350	18 - 1:37.261	23 - 1:36.919	28 - 1:34.436	
4 - 1:32.021	9 - 1:33.283	14 - 1:34.464	19 - 1:38.021	24 - 1:35.781	29 - 1:36.240	
5 - 1:32.746	10 - 1:32.047	15 - 1:32.595	20 - 1:39.367	25 - 1:34.397		
<b>70</b>	<b>Allen</b>	Austin A35				
1 - 1:46.609	6 - 1:38.048	11 - 1:36.245	16 - 1:35.821	21 - 1:41.797	26 - 1:35.601	
2 - 1:38.865	7 - 1:37.129	12 - 1:40.192P	17 - 1:35.846	22 - 1:42.669	27 - 1:35.786	
3 - 1:38.329	8 - 1:37.225	13 - 2:23.095	18 - 1:36.663	23 - 1:35.530	28 - 1:38.298	
4 - 1:38.811	9 - 1:37.500	14 - 1:38.677	19 - 1:39.401	24 - <b>1:35.373</b>		
5 - 1:37.204	10 - 1:38.878	15 - 1:36.052	20 - 1:42.981	25 - 1:40.599		
<b>72</b>	<b>Harrison/Williams</b>	Austin Cooper S				
1 - 1:36.529	6 - 1:31.663	11 - 1:31.028	16 - 1:31.176	21 - 1:30.442	26 - 1:29.910	
2 - 1:29.592	7 - 1:31.986	12 - 1:30.879	17 - 1:30.857	22 - 1:30.481	27 - 1:29.284	
3 - <b>1:29.269</b>	8 - 1:30.364	13 - 1:35.219P	18 - 1:30.304	23 - 1:30.336	28 - 1:29.983	
4 - 1:29.948	9 - 1:31.070	14 - 2:49.913	19 - 1:30.389	24 - 1:30.328	29 - 1:30.617	
5 - 1:31.908	10 - 1:30.906	15 - 1:31.106	20 - 1:31.593	25 - 1:29.794	30 - 1:30.042	
<b>79</b>	<b>Martin</b>	Ford Lotus Cortina				
1 - 1:40.175	6 - 1:32.682	11 - 1:35.560	16 - 1:31.107	21 - 1:30.945	26 - 1:32.413	
2 - 1:34.763	7 - 1:32.621	12 - 1:36.586	17 - <b>1:30.820</b>	22 - 1:35.549	27 - 1:31.441	
3 - 5:10.379	8 - 1:34.635	13 - 1:32.818	18 - 1:31.212	23 - 1:33.211		
4 - 1:33.898	9 - 1:38.018P	14 - 1:32.687	19 - 1:38.632	24 - 1:32.888		
5 - 1:36.155	10 - 2:30.739	15 - 1:35.319	20 - 1:32.216	25 - 1:34.540		
<b>90</b>	<b>Clayson</b>	Vauxhall VX4/90				
1 - 1:55.415	6 - 1:43.402	11 - 1:46.024	16 - 1:42.089	21 - 1:42.292	26 - 1:41.805	
2 - 1:42.990	7 - 1:42.072	12 - 1:42.912	17 - 1:45.296	22 - <b>1:40.951</b>		
3 - 1:43.293	8 - 1:41.238	13 - 1:43.147P	18 - 1:42.790	23 - 1:43.145		
4 - 1:43.028	9 - 1:41.388	14 - 3:17.673	19 - 1:41.020	24 - 1:40.979		
5 - 1:42.575	10 - 1:43.192	15 - 1:41.302	20 - 1:45.741	25 - 1:41.976		

\*\* CAR 23 needs a working transponder - Regulation Q.12.2.1 refers.  
 Weather/Track: Bright/Dry

**HRDC Celebration of the BTCC for Touring Cars**  
**RACE 5 - LAP ANALYSIS - Donington Park - 3/4/5 May 2014**  
 (contd.)

<b>91</b>	<b>Watson</b>	Alfa Romeo Guiletta Ti				
1 - 1:56.835	6 - 1:44.711	11 - 1:49.505P	16 - 1:45.619	21 - 1:46.093	26 - 1:46.601	
2 - 1:45.499	7 - 1:46.763	12 - 2:28.320	17 - 1:46.116	22 - 1:46.336		
3 - 1:46.366	8 - 1:44.477	13 - 1:44.202	18 - 1:45.109	23 - 1:45.668		
4 - 1:45.623	9 - 1:44.445	14 - 1:44.339	19 - 1:45.042	24 - 1:45.530		
5 - 1:46.371	10 - <b>1:44.003</b>	15 - 1:46.017	20 - 1:45.712	25 - 1:46.622		
<b>96</b>	<b>Watts/Giordanelli</b>	Ford Zephyr - Zodiac				
1 - 1:52.858	6 - 1:40.233					
2 - 1:39.529	7 - 1:39.383					
3 - 1:39.147	8 - 1:39.161					
4 - 1:39.900	9 - 1:40.168					
5 - <b>1:38.275</b>						
<b>99</b>	<b>Dowsett</b>	Hillman Rallye Imp				
1 - 1:59.689	6 - 1:41.687					
2 - 1:43.901	7 - 1:43.239					
3 - 1:45.814	8 - 1:43.447					
4 - 1:45.628	9 - 1:43.058					
5 - 1:45.546	10 - <b>1:41.344</b>					
<b>119</b>	<b>Whale/Dutton</b>	Studebaker Lark Daytona 500				
1 - 1:33.791	6 - 1:30.461					
2 - 1:29.733	7 - 1:28.483					
3 - 1:28.186	8 - 1:30.971					
4 - 1:28.591	9 - 1:30.207					
5 - <b>1:27.750</b>	10 - 1:37.462P					
<b>122</b>	<b>Rainford</b>	Volvo Amazon				
<b>154</b>	<b>Hall/Mills</b>	Vauxhall VX4/90				
1 - 1:58.239	6 - 1:44.673	11 - 1:39.510	16 - 1:41.969			
2 - 1:44.012	7 - 1:44.384	12 - 1:39.450	17 - 1:41.495			
3 - 1:45.117	8 - 1:44.206	13 - 1:40.161	18 - 1:42.415			
4 - 1:45.310	9 - 1:50.632P	14 - <b>1:38.972</b>				
5 - 1:43.872	10 - 3:05.206	15 - 1:39.720				

\*\* CAR 23 needs a working transponder - Regulation Q.12.2.1 refers.  
 Weather/Track: Bright/Dry

**HRDC Celebration of the BTCC for Touring Cars**  
**RACE 5 - LAP ANALYSIS - Donington Park - 3/4/5 May 2014**  
 (contd.)

<b>155</b>	<b>Robson/Persauld</b>	<b>Standard Pennant</b>				
1 - 2:10.810	6 - 2:00.264	11 - 2:05.892P	16 - 1:58.190	21 - 1:54.518		
2 - 1:56.668	7 - 1:58.227	12 - 2:52.025	17 - 1:59.497	22 - 1:55.778		
3 - 2:02.525	8 - 1:56.674	13 - 1:55.487	18 - 1:55.469	23 - 1:58.114		
4 - 1:59.949	9 - 1:58.407	14 - 1:55.420	19 - 1:56.461			
5 - 2:01.593	10 - 1:58.972	15 - <b>1:54.423</b>	20 - 1:55.531			
<b>158</b>	<b>Naismith/Perryman</b>	<b>Austin A95 Westminster</b>				
1 - 1:41.057	6 - 1:32.742	11 - 1:34.239	16 - 1:31.846	21 - 1:31.847	26 - 1:31.542	
2 - 1:34.934	7 - 1:31.508	12 - 1:32.315	17 - 1:31.778	22 - 1:32.986	27 - 1:32.270	
3 - <b>1:31.382</b>	8 - 1:33.081	13 - 1:39.297P	18 - 1:33.568	23 - 1:32.026	28 - 1:33.116	
4 - 1:32.773	9 - 1:33.888	14 - 2:34.211	19 - 1:33.253	24 - 1:34.441	29 - 1:31.752	
5 - 1:32.055	10 - 1:33.039	15 - 1:31.903	20 - 1:31.622	25 - 1:31.425		

\*\* CAR 23 needs a working transponder - Regulation Q.12.2.1 refers.  
 Weather/Track: Bright/Dry

**HRDC Celebration of the BTCC for Touring Cars**  
**RACE 5 - LAP CHART - Donington Park - 3/4/5 May 2014**

Lap 1			Lap 2			Lap 3			Lap 4			Lap 5		
No	Behind	Laptime	No	Behind	Laptime	No	Behind	Laptime	No	Behind	Laptime	No	Behind	Laptime
4		1:33.144	4		1:26.629	4		1:26.512	4		1:28.112	4		1:27.565
16	0.533	1:33.677	16	1.039	1:27.135	16	2.405	1:27.878	58	1 LAP	1:54.454	16	1.669	1:26.819
119	0.647	1:33.791	64	3.001	1:28.236	64	3.559	1:27.070	16	2.415	1:28.122	64	2.105	1:26.396
64	1.394	1:34.538	119	3.751	1:29.733	119	5.425	1:28.186	64	3.274	1:27.827	9	1 LAP	1:49.337
51	1.910	1:35.054	51	4.559	1:29.278	51	6.289	1:28.242	119	5.904	1:28.591	119	6.089	1:27.750
72	3.385	1:36.529	72	6.348	1:29.592	72	9.105	1:29.269	51	6.808	1:28.631	51	6.980	1:27.737
1	6.613	1:39.757	48	12.912	1:32.846	48	18.207	1:31.807	72	10.941	1:29.948	72	15.284	1:31.908
48	6.695	1:39.839	1	13.346	1:33.362	1	20.212	1:33.378	155	1 LAP	2:02.525	48	26.429	1:32.264
79	7.031	1:40.175	79	15.165	1:34.763	158	21.088	1:31.382	48	21.730	1:31.635	58	1 LAP	1:53.550
158	7.913	1:41.057	32	16.029	1:34.712	32	22.212	1:32.695	158	25.749	1:32.773	158	30.239	1:32.055
32	7.946	1:41.090	158	16.218	1:34.934	69	23.932	1:34.017	1	26.531	1:34.431	32	31.477	1:32.484
69	8.670	1:41.814	69	16.427	1:34.386	65	24.237	1:33.923	32	26.558	1:32.458	1	32.981	1:34.015
65	9.120	1:42.264	65	16.826	1:34.335	2	32.859	1:36.415	69	27.841	1:32.021	69	33.022	1:32.746
70	13.465	1:46.609	2	22.956	1:35.901	70	37.518	1:38.329	65	29.306	1:33.181	65	33.581	1:31.840
2	13.684	1:46.828	70	25.701	1:38.865	66	38.371	1:38.158	2	40.680	1:35.933	155	1 LAP	1:59.949
66	14.164	1:47.308	66	26.725	1:39.190	52	39.126	1:38.054	66	47.762	1:37.503	2	49.432	1:36.317
52	14.927	1:48.071	52	27.584	1:39.286	23	44.595	1:40.337	70	48.217	1:38.811	66	53.942	1:33.745
23	17.991	1:51.135	23	30.770	1:39.408	96	45.249	1:39.147	52	48.704	1:37.690	70	57.856	1:37.204
33	18.162	1:51.306	96	32.614	1:39.529	35	47.613	1:39.922	23	55.467	1:38.984	52	58.404	1:37.265
96	19.714	1:52.858	35	34.203	1:40.943	49	48.617	1:39.949	96	57.037	1:39.900	79	2 LAPS	5:10.379
35	19.889	1:53.033	33	34.921	1:43.388	33	49.941	1:41.532	35	59.172	1:39.671	23	1:06.426	1:38.524
49	20.711	1:53.855	49	35.180	1:41.098	11	53.383	1:42.916	49	1:00.703	1:40.198	96	1:07.747	1:38.275
11	20.928	1:54.072	11	36.979	1:42.680	34	53.680	1:37.252	33	1:01.779	1:39.950	35	1:11.227	1:39.620
90	22.271	1:55.415	90	38.632	1:42.990	90	55.413	1:43.293	34	1:02.010	1:36.442	34	1:12.041	1:37.596
91	23.691	1:56.835	154	42.478	1:44.012	154	1:01.083	1:45.117	11	1:05.845	1:40.574	49	1:12.874	1:39.736
154	25.095	1:58.239	91	42.561	1:45.499	91	1:02.415	1:46.366	90	1:10.329	1:43.028	33	1:13.562	1:39.348
99	26.545	1:59.689	34	42.940	1:39.418	99	1:03.119	1:45.814	154	1:18.281	1:45.310	11	1:18.806	1:40.526
9	27.532	2:00.676	99	43.817	1:43.901	9	1:09.138	1:46.741	91	1:19.926	1:45.623	90	1:25.339	1:42.575
34	30.151	2:03.295	9	48.909	1:48.006				99	1:20.635	1:45.628			
58	34.834	2:07.978	58	1:01.637	1:53.432									
155	37.666	2:10.810	155	1:07.705	1:56.668									

\*\* CAR 23 needs a working transponder - Regulation Q.12.2.1 refers.  
Weather/Track: Bright/Dry

Donington Park  
Circuit Length = 1.9790 miles.  
Start: 18:02 End: 18:48



**HRDC Celebration of the BTCC for Touring Cars**  
**RACE 5 - LAP CHART - Donington Park - 3/4/5 May 2014**  
 (contd.)

Lap 6			Lap 7			Lap 8			Lap 9			Lap 10		
No	Behind	Laptime	No	Behind	Laptime	No	Behind	Laptime	No	Behind	Laptime	No	Behind	Laptime
64		1:27.697	64		1:26.594	64		1:28.210	64		1:27.383	64		1:26.731
16	1.515	1:29.648	16	2.523	1:27.602	34	1 LAP	1:35.459	52	1 LAP	1:37.532	16	4.328	1:27.017
154	1 LAP	1:43.872	11	1 LAP	1:41.315	96	1 LAP	1:39.383	16	4.042	1:28.284	70	1 LAP	1:37.500
51	6.746	1:29.568	119	8.637	1:28.483	16	3.141	1:28.828	34	1 LAP	1:39.891	52	1 LAP	1:37.531
119	6.748	1:30.461	51	9.853	1:29.701	49	1 LAP	1:40.370	23	1 LAP	1:40.720	51	17.560	1:29.467
99	1 LAP	1:45.546	90	1 LAP	1:43.402	35	1 LAP	1:41.719	119	14.222	1:30.207	34	1 LAP	1:34.922
91	1 LAP	1:46.371	72	22.537	1:31.986	119	11.398	1:30.971	96	1 LAP	1:39.161	119	24.953	1:37.462P
72	17.145	1:31.663	154	1 LAP	1:44.673	51	12.806	1:31.163	51	14.824	1:29.401	23	1 LAP	1:40.090
9	1 LAP	1:47.256	99	1 LAP	1:41.687	33	1 LAP	1:49.953P	58	2 LAPS	1:54.541	96	1 LAP	1:40.168
4	25.680	1:55.482P	91	1 LAP	1:44.711	11	1 LAP	1:42.661	49	1 LAP	1:40.010	72	32.553	1:30.906
48	28.538	1:31.911	48	34.451	1:32.507	72	24.691	1:30.364	35	1 LAP	1:40.406	49	1 LAP	1:40.916
158	33.179	1:32.742	158	38.093	1:31.508	155	2 LAPS	2:00.264	72	28.378	1:31.070	35	1 LAP	1:40.692
32	33.846	1:32.171	32	38.890	1:31.638	90	1 LAP	1:42.072	11	1 LAP	1:40.571	58	2 LAPS	1:51.964
69	36.324	1:33.104	9	1 LAP	1:47.124	99	1 LAP	1:43.239	90	1 LAP	1:41.238	11	1 LAP	1:40.429
1	37.181	1:34.002	69	41.689	1:31.959	48	38.938	1:32.697	158	49.469	1:33.888	90	1 LAP	1:41.388
65	37.785	1:34.006	65	43.581	1:32.390	154	1 LAP	1:44.384	32	49.889	1:32.967	158	55.777	1:33.039
58	1 LAP	1:53.439	1	43.711	1:33.124	158	42.964	1:33.081	69	52.092	1:33.283	32	56.194	1:33.036
2	56.329	1:36.699	66	1:08.991	1:36.721	32	44.305	1:33.625	65	54.439	1:34.399	69	57.408	1:32.047
66	58.864	1:34.724	2	1:09.619	1:39.884	91	1 LAP	1:46.763	99	1 LAP	1:43.447	65	1:00.707	1:32.999
70	1:06.102	1:38.048	70	1:16.637	1:37.129	69	46.192	1:32.713	154	1 LAP	1:44.206	1	1:04.288	1:34.166
52	1:06.812	1:38.210	79	2 LAPS	1:36.155	65	47.423	1:32.052	155	2 LAPS	1:58.227	33	1 LAP	1:40.760
79	2 LAPS	1:33.898	58	1 LAP	1:52.648	1	49.184	1:33.683	33	1 LAP	2:05.334	99	1 LAP	1:43.058
23	1:15.416	1:38.792	52	1:18.368	1:38.150	9	1 LAP	1:48.256	1	56.853	1:35.052	154	1 LAP	1:50.632P
96	1:18.178	1:40.233	23	1:27.865	1:39.043	2	1:16.209	1:34.800	91	1 LAP	1:44.477	91	1 LAP	1:44.445
34	1:19.509	1:37.270				66	1:16.622	1:35.841	9	1 LAP	1:48.490	155	2 LAPS	1:56.674
155	1 LAP	2:01.593				79	2 LAPS	1:32.682	66	1:23.377	1:34.138			
49	1:22.376	1:39.304				70	1:25.652	1:37.225	2	1:24.198	1:35.372			
35	1:22.550	1:41.125							79	2 LAPS	1:32.621			
33	1:23.224	1:39.464												

\*\* CAR 23 needs a working transponder - Regulation Q.12.2.1 refers.  
 Weather/Track: Bright/Dry

Donington Park  
 Circuit Length = 1.9790 miles.  
 Start: 18:02 End: 18:48

**HRDC Celebration of the BTCC for Touring Cars**  
**RACE 5 - LAP CHART - Donington Park - 3/4/5 May 2014**  
 (contd.)

Lap 11			Lap 12			Lap 13			Lap 14			Lap 15		
No	Behind	Laptime	No	Behind	Laptime	No	Behind	Laptime	No	Behind	Laptime	No	Behind	Laptime
64		1:27.849	64		1:26.855	64		1:26.783	64		1:26.578	64		1:28.682
16	4.637	1:28.158	16	5.308	1:27.526	90	2 LAPS	1:46.024	16	9.782	1:31.059P	49	2 LAPS	1:41.569
66	1 LAP	1:35.968	91	2 LAPS	1:44.003	154	3 LAPS	3:05.206	154	3 LAPS	1:39.510	34	2 LAPS	1:31.759
2	1 LAP	1:35.298	66	1 LAP	1:34.610	16	5.301	1:26.776	90	2 LAPS	1:42.912	33	3 LAPS	2:43.218
79	3 LAPS	1:34.635	2	1 LAP	1:36.103	58	3 LAPS	1:53.125	51	26.900	1:30.432	79	4 LAPS	1:35.560
51	18.926	1:29.215	79	3 LAPS	1:38.018P	33	2 LAPS	1:44.530P	66	1 LAP	1:35.931	1	1 LAP	1:33.582
70	1 LAP	1:38.878	51	20.443	1:28.372	66	1 LAP	1:35.572	2	1 LAP	1:35.315	91	3 LAPS	2:28.320
52	1 LAP	1:37.143	70	1 LAP	1:36.245	2	1 LAP	1:34.805	58	3 LAPS	1:51.881	70	2 LAPS	2:23.095
9	2 LAPS	1:54.494	155	3 LAPS	1:58.407	51	23.046	1:29.386	11	2 LAPS	2:36.477	155	4 LAPS	2:05.892P
34	1 LAP	1:38.469P	52	1 LAP	1:36.840	91	2 LAPS	1:49.505P	23	1 LAP	1:45.884P	51	26.859	1:28.641
72	35.732	1:31.028	72	39.756	1:30.879	70	1 LAP	1:40.192P	69	1:24.266	1:34.464	154	3 LAPS	1:39.450
23	1 LAP	1:38.475	23	1 LAP	1:39.778	52	1 LAP	1:41.907P	65	1:25.776	1:34.951	90	2 LAPS	1:43.147P
49	1 LAP	1:41.130	49	1 LAP	1:40.116	72	48.192	1:35.219P				2	1 LAP	1:34.098
35	1 LAP	1:41.623	35	1 LAP	1:40.168	155	3 LAPS	1:58.972				66	1 LAP	1:40.054P
11	1 LAP	1:44.476	9	2 LAPS	2:10.797P	23	1 LAP	1:39.731				72	1 LAP	2:49.913
158	1:02.167	1:34.239	158	1:07.627	1:32.315	49	1 LAP	1:39.505				52	2 LAPS	2:58.656
32	1:02.226	1:33.881	32	1:07.815	1:32.444	69	1:16.380	1:33.350				16	53.674	2:12.574
69	1:03.110	1:33.551	69	1:09.813	1:33.558	65	1:17.403	1:32.088				32	1 LAP	2:29.587
65	1:06.130	1:33.272	65	1:12.098	1:32.823	158	1:20.141	1:39.297P				58	3 LAPS	1:55.776P
58	2 LAPS	1:52.805	1	1:17.600	1:33.894	32	1:22.296	1:41.264P				158	1 LAP	2:34.211
90	1 LAP	1:43.192	34	1 LAP	2:16.003	79	3 LAPS	2:30.739				11	2 LAPS	1:41.443
1	1:10.561	1:34.122	11	1 LAP	1:47.514P	1	1:24.494	1:33.677						
33	1 LAP	1:40.165				34	1 LAP	1:30.808						
99	1 LAP	1:41.344				35	1 LAP	1:48.687P						

\*\* CAR 23 needs a working transponder - Regulation Q.12.2.1 refers.  
 Weather/Track: Bright/Dry

Donington Park  
 Circuit Length = 1.9790 miles.  
 Start: 18:02 End: 18:48

**HRDC Celebration of the BTCC for Touring Cars**  
**RACE 5 - LAP CHART - Donington Park - 3/4/5 May 2014**  
 (contd.)

Lap 16			Lap 17			Lap 18			Lap 19			Lap 20		
No	Behind	Laptime	No	Behind	Laptime	No	Behind	Laptime	No	Behind	Laptime	No	Behind	Laptime
64		1:26.592	64		1:27.058	64		1:26.469	64		1:30.642P	64		2:17.516
69	1 LAP	1:32.595	11	3 LAPS	1:42.042	1	2 LAPS	2:41.818	1	2 LAPS	1:30.651	11	3 LAPS	1:44.481
34	2 LAPS	1:30.321	34	2 LAPS	1:30.607	34	2 LAPS	1:30.921	34	2 LAPS	1:30.240	49	3 LAPS	1:45.832
65	1 LAP	1:36.068P	23	3 LAPS	3:10.664	9	6 LAPS	1:50.831	79	4 LAPS	1:35.319	16	0.603	1:27.145
79	4 LAPS	1:36.586	155	5 LAPS	2:52.025	11	3 LAPS	1:40.120	49	3 LAPS	2:54.112	23	3 LAPS	1:44.615
49	2 LAPS	1:40.567	69	1 LAP	1:38.090P	79	4 LAPS	1:32.687	11	3 LAPS	1:43.492	9	6 LAPS	1:46.484
33	3 LAPS	1:40.465	79	4 LAPS	1:32.818	23	3 LAPS	1:41.473	9	6 LAPS	1:50.097	70	2 LAPS	1:36.663
1	1 LAP	1:41.465P	33	3 LAPS	1:40.986	51	38.642	1:33.515P	23	3 LAPS	1:40.014	33	3 LAPS	1:37.843
70	2 LAPS	1:38.677	51	31.596	1:30.557	33	3 LAPS	1:37.054	70	2 LAPS	1:35.846	72	1 LAP	1:30.389
91	3 LAPS	1:44.202	70	2 LAPS	1:36.052	155	5 LAPS	1:55.487	33	3 LAPS	1:37.361	2	2 LAPS	1:34.216
35	3 LAPS	3:21.117	49	2 LAPS	1:47.992P	70	2 LAPS	1:35.821	16	50.974	1:27.119	32	1 LAP	1:31.769
51	28.097	1:27.830	91	3 LAPS	1:44.339	16	54.497	1:27.317	72	1 LAP	1:30.304	158	1 LAP	1:33.253
154	3 LAPS	1:40.161	58	4 LAPS	2:37.491	72	1 LAP	1:30.857	2	2 LAPS	2:46.666	58	4 LAPS	1:44.585
2	1 LAP	1:34.713	35	3 LAPS	1:46.629	58	4 LAPS	1:42.714	155	5 LAPS	1:55.420	66	2 LAPS	1:42.016
72	1 LAP	1:31.106	66	2 LAPS	2:58.929	91	3 LAPS	1:46.017	58	4 LAPS	1:42.840	154	3 LAPS	1:41.495
16	54.492	1:27.410	72	1 LAP	1:31.176	66	2 LAPS	1:41.901	32	1 LAP	1:32.569	155	5 LAPS	1:54.423
32	1 LAP	1:31.457	154	3 LAPS	1:38.972	35	3 LAPS	1:45.059	66	2 LAPS	1:42.278	91	3 LAPS	1:46.116
52	2 LAPS	1:39.261	16	53.649	1:26.215	154	3 LAPS	1:39.720	91	3 LAPS	1:45.619	35	3 LAPS	1:43.807
158	1 LAP	1:31.903	90	3 LAPS	3:17.673	32	1 LAP	1:31.030	154	3 LAPS	1:41.969	65	1 LAP	1:34.519
9	5 LAPS	6:00.478	32	1 LAP	1:30.898	90	3 LAPS	1:41.302	158	1 LAP	1:33.568	51	47.995	1:29.702
			2	1 LAP	1:49.411P	158	1 LAP	1:31.778	35	3 LAPS	1:46.614	69	1 LAP	1:38.021
			158	1 LAP	1:31.846	69	1 LAP	2:35.206	90	3 LAPS	1:42.089	1	1 LAP	1:30.403
			52	2 LAPS	1:38.718	52	2 LAPS	1:36.962	69	1 LAP	1:37.261	52	2 LAPS	1:36.822
			65	1 LAP	2:36.984	65	1 LAP	1:34.326	65	1 LAP	1:35.000	90	3 LAPS	1:45.296
									52	2 LAPS	1:37.261	34	1 LAP	1:31.177
									51	1:35.809	2:27.809	79	3 LAPS	1:30.820
									1	1 LAP	1:30.596			
									34	1 LAP	1:30.069			
									79	3 LAPS	1:31.107			

\*\* CAR 23 needs a working transponder - Regulation Q.12.2.1 refers.  
 Weather/Track: Bright/Dry

Donington Park  
 Circuit Length = 1.9790 miles.  
 Start: 18:02 End: 18:48

**HRDC Celebration of the BTCC for Touring Cars**  
**RACE 5 - LAP CHART - Donington Park - 3/4/5 May 2014**  
 (contd.)

Lap 21			Lap 22			Lap 23			Lap 24			Lap 25		
No	Behind	Laptime	No	Behind	Laptime	No	Behind	Laptime	No	Behind	Laptime	No	Behind	Laptime
64		1:26.705	16		1:26.817	16		1:27.533	64		1:27.252	64		1:26.567
16	0.138	1:26.240	64	0.162	1:27.117	64	0.070	1:27.441	16	0.242	1:27.564	16	0.654	1:26.979
11	3 LAPS	1:39.131	72	1 LAP	1:30.442	79	4 LAPS	1:38.632	58	5 LAPS	1:44.713	69	2 LAPS	1:36.919
72	1 LAP	1:31.593	11	3 LAPS	1:40.154	155	6 LAPS	1:59.497	79	4 LAPS	1:32.216	52	3 LAPS	1:36.634
49	3 LAPS	1:43.557	23	3 LAPS	1:39.732	72	1 LAP	1:30.481	35	4 LAPS	1:43.440	66	3 LAPS	1:39.411
23	3 LAPS	1:42.299	33	3 LAPS	1:38.890	11	3 LAPS	1:39.417	91	4 LAPS	1:45.712	79	4 LAPS	1:30.945
70	2 LAPS	1:39.401	49	3 LAPS	1:42.918	32	1 LAP	1:32.717	90	4 LAPS	1:45.741	58	5 LAPS	1:43.784
33	3 LAPS	1:38.647	2	2 LAPS	1:37.919	23	3 LAPS	1:39.792	72	1 LAP	1:30.336	35	4 LAPS	1:42.666
9	6 LAPS	1:45.952	70	2 LAPS	1:42.981	2	2 LAPS	1:37.066	32	1 LAP	1:31.034	72	1 LAP	1:30.328
2	2 LAPS	1:36.347	32	1 LAP	1:32.923	33	3 LAPS	1:40.376	155	6 LAPS	1:55.469	90	4 LAPS	1:42.292
32	1 LAP	1:31.121	158	1 LAP	1:31.847	49	3 LAPS	1:42.365	2	2 LAPS	1:35.154	91	4 LAPS	1:46.093
158	1 LAP	1:31.622	9	6 LAPS	1:47.376	158	1 LAP	1:32.986	11	3 LAPS	1:41.003	32	1 LAP	1:30.857
51	54.316	1:33.026	51	55.184	1:27.823	70	2 LAPS	1:41.797	158	1 LAP	1:32.026	158	1 LAP	1:34.441
66	2 LAPS	1:42.300	1	1 LAP	1:29.908	51	56.249	1:28.598	33	3 LAPS	1:38.604	2	2 LAPS	1:36.603
1	1 LAP	1:33.576	65	1 LAP	1:36.329	1	1 LAP	1:29.960	23	3 LAPS	1:40.467	51	1:03.417	1:31.881
65	1 LAP	1:37.469	34	1 LAP	1:32.640	9	6 LAPS	1:48.775	51	58.103	1:29.176	33	3 LAPS	1:38.453
58	4 LAPS	1:46.030	66	2 LAPS	1:43.425	34	1 LAP	1:32.883	49	3 LAPS	1:42.909	1	1 LAP	1:29.867
154	3 LAPS	1:42.415	69	1 LAP	1:38.434	65	1 LAP	1:35.129	70	2 LAPS	1:42.669	11	3 LAPS	1:43.355
69	1 LAP	1:39.367	52	2 LAPS	1:39.312	69	1 LAP	1:36.985	1	1 LAP	1:30.031	23	3 LAPS	1:40.322
34	1 LAP	1:31.837	58	4 LAPS	1:46.483	52	2 LAPS	1:35.965	34	1 LAP	1:29.978	70	2 LAPS	1:35.530
91	3 LAPS	1:45.109	91	3 LAPS	1:45.042	66	2 LAPS	1:40.650	65	1 LAP	1:33.587	155	6 LAPS	1:56.461
52	2 LAPS	1:39.693	35	3 LAPS	1:43.013				9	6 LAPS	1:47.676	34	1 LAP	1:30.627
35	3 LAPS	1:45.699	90	3 LAPS	1:41.020							49	3 LAPS	1:42.022
90	3 LAPS	1:42.790												
155	5 LAPS	1:58.190												
79	3 LAPS	1:31.212												

\*\* CAR 23 needs a working transponder - Regulation Q.12.2.1 refers.  
 Weather/Track: Bright/Dry

Donington Park  
 Circuit Length = 1.9790 miles.  
 Start: 18:02 End: 18:48

**HRDC Celebration of the BTCC for Touring Cars**  
**RACE 5 - LAP CHART - Donington Park - 3/4/5 May 2014**  
 (contd.)

Lap 26			Lap 27			Lap 28			Lap 29			Lap 30		
No	Behind	Laptime	No	Behind	Laptime	No	Behind	Laptime	No	Behind	Laptime	No	Behind	Laptime
64		1:26.180	64		1:26.614	64		1:26.115	64		1:27.195	64		1:28.302
16	0.426	1:25.952	16	1.173	1:27.361	16	1.431	1:26.373	16	0.346	1:26.110	16	0.636	1:28.592
65	2 LAPS	1:33.720	65	2 LAPS	1:34.364	34	2 LAPS	1:31.295	91	5 LAPS	1:45.530	90	5 LAPS	1:41.976
69	2 LAPS	1:35.781	49	4 LAPS	1:43.935	33	4 LAPS	1:37.970	2	3 LAPS	1:36.166	35	5 LAPS	1:44.098
52	3 LAPS	1:36.699	155	7 LAPS	1:55.531	23	4 LAPS	1:38.152	34	2 LAPS	1:30.354	34	2 LAPS	1:29.647
79	4 LAPS	1:35.549	69	2 LAPS	1:34.397	70	3 LAPS	1:40.599	33	4 LAPS	1:37.596	2	3 LAPS	1:35.693
9	7 LAPS	1:49.824	79	4 LAPS	1:33.211	11	4 LAPS	1:41.758	70	3 LAPS	1:35.601	58	6 LAPS	1:49.400
66	3 LAPS	1:39.215	52	3 LAPS	1:37.742	65	2 LAPS	1:33.490	23	4 LAPS	1:39.490	91	5 LAPS	1:46.622
72	1 LAP	1:29.794	72	1 LAP	1:29.910	49	4 LAPS	1:42.751	65	2 LAPS	1:33.210	33	4 LAPS	1:37.554
58	5 LAPS	1:44.235	66	3 LAPS	1:38.254	69	2 LAPS	1:36.635	11	4 LAPS	1:40.336	70	3 LAPS	1:35.786
35	4 LAPS	1:43.286	9	7 LAPS	1:46.749	79	4 LAPS	1:32.888	72	1 LAP	1:29.983	65	2 LAPS	1:32.782
90	4 LAPS	1:40.951	58	5 LAPS	1:43.230	72	1 LAP	1:29.284	79	4 LAPS	1:34.540	23	4 LAPS	1:39.517
91	4 LAPS	1:46.336	35	4 LAPS	1:43.651	52	3 LAPS	1:39.572	69	2 LAPS	1:36.217	11	4 LAPS	1:40.128
32	1 LAP	1:31.590	90	4 LAPS	1:43.145	66	3 LAPS	1:39.065	49	4 LAPS	1:43.296	72	1 LAP	1:30.617
158	1 LAP	1:31.425	32	1 LAP	1:32.153	155	7 LAPS	1:54.518	52	3 LAPS	1:37.800	79	4 LAPS	1:32.413
51	1:06.528	1:29.291	51	1:08.068	1:28.154	9	7 LAPS	1:46.915	66	3 LAPS	1:38.677	69	2 LAPS	1:34.436
1	1 LAP	1:29.457	91	4 LAPS	1:45.668	32	1 LAP	1:32.084	51	1:11.359	1:27.362	49	4 LAPS	1:41.168
2	2 LAPS	1:37.474	158	1 LAP	1:31.542	51	1:11.192	1:29.239	32	1 LAP	1:32.721	52	3 LAPS	1:39.032
33	3 LAPS	1:37.532	1	1 LAP	1:29.450	90	4 LAPS	1:40.979	155	7 LAPS	1:55.778	66	3 LAPS	1:38.936
11	3 LAPS	1:39.194	2	2 LAPS	1:35.901	35	4 LAPS	1:43.799	1	1 LAP	1:31.492	51	1:11.195	1:28.138
23	3 LAPS	1:38.115				158	1 LAP	1:32.270	158	1 LAP	1:33.116	32	1 LAP	1:30.825
70	2 LAPS	1:35.373				1	1 LAP	1:29.725	9	7 LAPS	1:50.140	1	1 LAP	1:30.122
34	1 LAP	1:30.069				58	5 LAPS	1:50.541						

\*\* CAR 23 needs a working transponder - Regulation Q.12.2.1 refers.  
 Weather/Track: Bright/Dry

Donington Park  
 Circuit Length = 1.9790 miles.  
 Start: 18:02 End: 18:48

**HRDC Celebration of the BTCC for Touring Cars**  
**RACE 5 - LAP CHART - Donington Park - 3/4/5 May 2014**  
 (contd.)

Lap 31			Lap 32			Lap 33			Lap 34			Lap 35		
No	Behind	Laptime	No	Behind	Laptime	No	Behind	Laptime	No	Behind	Laptime	No	Behind	Laptime
64		1:26.500												
158	2 LAPS	1:31.752												
16	1.199	1:27.063												
34	2 LAPS	1:31.056												
90	5 LAPS	1:41.805												
155	8 LAPS	1:58.114												
9	8 LAPS	1:49.076												
2	3 LAPS	1:35.995												
35	5 LAPS	1:42.810												
65	2 LAPS	1:34.197												
33	4 LAPS	1:38.245												
58	6 LAPS	1:46.908												
70	3 LAPS	1:38.298												
91	5 LAPS	1:46.601												
23	4 LAPS	1:39.660												
72	1 LAP	1:30.042												
11	4 LAPS	1:39.610												
79	4 LAPS	1:31.441												
69	2 LAPS	1:36.240												
49	4 LAPS	1:41.428												
51	1:12.303	1:27.608												
52	3 LAPS	1:37.704												
32	1 LAP	1:31.049												
66	3 LAPS	1:39.412												
1	1 LAP	1:29.417												

**\*\* CAR 23 needs a working transponder - Regulation Q.12.2.1 refers.**  
**Weather/Track: Bright/Dry**

**Motor Sport 90th Anniversary Trophy for Pre War Sports Cars**  
**RACE 10 - QUALIFYING - Donington Park - 3/4/5 May 2014**

POS	NO	CL	DRIVER	CAR	TIME	LAPS	GAP	MPH
1	11	V1	<b>Wakeman/Blakeney-Edwards</b>	Frazer Nash Super Sports	1:34.076	12		75.73
2	7	V1	<b>Gillett/Smith</b>	Frazer Nash Supersports	1:34.115	18	0.039	75.69
3	20	V2	<b>Getley</b>	Bentley 3/4½	1:35.767	15	1.691	74.39
4	16	V2	<b>Morley/Wiltshire</b>	Bentley 3/4 ½	1:36.555	11	2.479	73.78
5	8	PV4	<b>Friedrichs/Smith</b>	Alvis Speed 20 SA	1:37.786	18	3.710	72.85
6	19	V2	<b>Hudson/Morley</b>	Bentley 3/4½	1:38.454	12	4.378	72.36
7	3	V1	<b>Darbyshire/Cameron</b>	Morgan Super Aero	1:39.031	12	4.955	71.94
8	14	V1	<b>Champion/Stanton</b>	Frazer Nash Supersports	1:39.295	17	5.219	71.75
9	5	PV3	<b>Turner**</b>	Squire Short Chassis	1:41.555	17	7.479	70.15
10	6	PV4	<b>Pellett</b>	Talbot 105 'GO 54'	1:41.660	11	7.584	70.08
11	9	PV3	<b>Ozanne</b>	Aston Martin 2 Litre Speed	1:43.349	17	9.273	68.93
12	24	V1	<b>Swift/Hall</b>	Frazer Nash Saloon 'Owlet'	1:43.620	16	9.544	68.75
13	25	PV4	<b>Hine/Brown</b>	Lagonda LG45	1:43.710	15	9.634	68.69
14	22	V1	<b>Wylie/Blakeney-Edwards</b>	Frazer Nash AC Super Sports	1:44.318	14	10.242	68.29
15	40	PV4	<b>Reay-Smith**</b>	Lagonda LG45	1:45.594	7	11.518	67.47
16	18	V2	<b>MacKinnon</b>	Bentley 3 litre Tourer	1:47.908	7	13.832	66.02
17	1	V2	<b>Batchelor</b>	Bentley 3/4½	1:51.302	15	17.226	64.01
18	21	PV3	<b>Frankel/Frankel</b>	MG Cream Cracker	1:57.669	9	23.593	60.54
19	17	V2	<b>Northam</b>	Bentley 4½	1:59.930	15	25.854	59.40
20	4	V2	<b>Pellett</b>	Sunbeam Tourist Trophy	2:00.449	5	26.373	59.14

**\*\* CARS 5, 40 - please fit working transponders - Regulation Q.12.2.1 refers**

**Weather/Track: Bright/Dry**

**These results are provisional until the conclusion of any judicial and technical matters.**

Donington Park

Circuit Length = 1.9790 miles.

Start: 09:10 End: 09:40

Clerk of the Course:	Timekeeper:
----------------------	-------------

**Motor Sport 90th Anniversary Trophy for Pre War Sports Cars**  
**RACE 10 - QUALIFYING LAP ANALYSIS - Donington Park - 3/4/5 May 2014**

<b>1</b>	<b>Batchelor</b>	Bentley 3/4½			
1 -	X:00.000	6 -	2:01.758P	11 -	1:56.492
2 -	1:55.995	7 -	3:12.020	12 -	1:53.707
3 -	1:52.003	8 -	1:55.545	13 -	1:53.322
4 -	1:52.362	9 -	1:52.448	14 -	1:52.929
5 -	1:52.919	10 -	1:53.645	15 -	<b>1:51.302</b>
<b>3</b>	<b>Darbyshire/Cameron</b>	Morgan Super Aero			
1 -	X:00.000	6 -	2:22.780	11 -	1:40.737
2 -	1:39.794	7 -	1:40.095	12 -	1:49.905P
3 -	<b>1:39.031</b>	8 -	1:39.525		
4 -	1:40.503	9 -	1:45.018		
5 -	1:47.460P	10 -	1:42.769		
<b>4</b>	<b>Pellett</b>	Sunbeam Tourist Trophy			
1 -	X:00.000				
2 -	2:00.630				
3 -	<b>2:00.449</b>				
4 -	2:00.738				
5 -	2:07.387P				
<b>5</b>	<b>Turner**</b>	Squire Short Chassis			
1 -	X:00.000	6 -	1:45.055	11 -	1:43.858
2 -	1:47.414	7 -	1:46.132	12 -	1:43.020
3 -	1:45.382	8 -	1:45.411	13 -	1:56.004P
4 -	1:44.385	9 -	1:45.185	14 -	2:26.029
5 -	1:47.356	10 -	1:51.106	15 -	1:41.961
<b>6</b>	<b>Pellett</b>	Talbot 105 'GO 54'			
1 -	X:00.000	6 -	1:46.602	11 -	1:42.030
2 -	1:44.651	7 -	1:42.798		
3 -	1:41.998	8 -	1:42.143		
4 -	1:43.337	9 -	<b>1:41.660</b>		
5 -	1:45.662	10 -	1:44.719		
<b>7</b>	<b>Gillett/Smith</b>	Frazer Nash Supersports			
1 -	X:00.000	6 -	<b>1:34.115</b>	11 -	1:39.188
2 -	1:36.428	7 -	1:44.294P	12 -	1:39.579
3 -	1:34.609	8 -	2:50.547	13 -	1:38.264
4 -	1:34.533	9 -	1:39.526	14 -	1:41.167
5 -	1:34.695	10 -	1:41.746	15 -	1:38.531

\*\* CARS 5, 40 - please fit working transponders - Regulation Q.12.2.1 refers  
 Weather/Track: Bright/Dry



**Motor Sport 90th Anniversary Trophy for Pre War Sports Cars**  
**RACE 10 - QUALIFYING LAP ANALYSIS - Donington Park - 3/4/5 May 2014**  
 (contd.)

<b>8</b>	<b>Friedrichs/Smith</b>	Alvis Speed 20 SA					
1 -	X:00.000	6 -	1:39.255	11 -	1:38.742	16 -	1:37.942
2 -	1:43.479	7 -	1:44.133	12 -	1:38.779	17 -	1:38.068
3 -	1:40.135	8 -	2:01.661P	13 -	1:38.856	18 -	1:39.951
4 -	1:39.978	9 -	2:06.639	14 -	1:38.781		
5 -	1:40.671	10 -	1:40.025	15 -	<b>1:37.786</b>		
<b>9</b>	<b>Ozanne</b>	Aston Martin 2 Litre Speed					
1 -	X:00.000	6 -	1:47.386	11 -	<b>1:43.349</b>	16 -	1:47.479
2 -	1:49.939	7 -	1:48.044	12 -	1:50.049	17 -	1:45.712
3 -	1:47.803	8 -	1:47.440	13 -	1:49.274		
4 -	1:46.574	9 -	1:47.748	14 -	1:45.322		
5 -	1:46.525	10 -	1:46.243	15 -	1:43.654		
<b>11</b>	<b>Wakeman/Blakeney-Edwards</b>	Frazer Nash Super Sports					
1 -	X:00.000	6 -	1:39.212	11 -	1:35.316		
2 -	1:36.747	7 -	<b>1:34.076</b>	12 -	1:57.542P		
3 -	1:36.027	8 -	1:49.534P				
4 -	1:34.733	9 -	2:34.248				
5 -	1:39.888	10 -	1:36.788				
<b>14</b>	<b>Champion/Stanton</b>	Frazer Nash Supersports					
1 -	X:00.000	6 -	1:43.647	11 -	1:41.439	16 -	1:39.789
2 -	1:50.559	7 -	1:42.628	12 -	1:40.527	17 -	1:40.213
3 -	1:45.778	8 -	1:51.137P	13 -	1:40.373		
4 -	1:45.559	9 -	2:23.199	14 -	1:41.283		
5 -	1:43.685	10 -	1:44.237	15 -	<b>1:39.295</b>		
<b>16</b>	<b>Morley/Wiltshire</b>	Bentley 3/4 ½					
1 -	X:00.000	6 -	<b>1:36.555</b>	11 -	1:48.743P		
2 -	1:41.370	7 -	1:37.651				
3 -	1:37.027	8 -	1:37.912				
4 -	1:37.913	9 -	1:43.687				
5 -	1:39.755	10 -	1:37.761				
<b>17</b>	<b>Northam</b>	Bentley 4½					
1 -	X:00.000	6 -	2:02.755	11 -	2:03.898		
2 -	2:06.999	7 -	2:01.426	12 -	2:00.572		
3 -	2:04.014	8 -	2:01.206	13 -	2:00.546		
4 -	2:02.743	9 -	2:00.768	14 -	<b>1:59.930</b>		
5 -	2:02.977	10 -	2:01.140	15 -	2:01.949		

\*\* CARS 5, 40 - please fit working transponders - Regulation Q.12.2.1 refers  
 Weather/Track: Bright/Dry

**Motor Sport 90th Anniversary Trophy for Pre War Sports Cars**  
**RACE 10 - QUALIFYING LAP ANALYSIS - Donington Park - 3/4/5 May 2014**  
 (contd.)

<b>18</b>	<b>MacKinnon</b>	Bentley 3 litre Tourer			
1 -	X:00.000	6 -	2:28.863		
2 -	1:50.761	7 -	2:01.755P		
3 -	1:49.148				
4 -	<b>1:47.908</b>				
5 -	1:51.727P				
<b>19</b>	<b>Hudson/Morley</b>	Bentley 3/4½			
1 -	X:00.000	6 -	1:45.200	11 -	1:38.583
2 -	1:46.457	7 -	1:51.744P	12 -	1:51.723P
3 -	1:44.742	8 -	2:23.046		
4 -	1:45.195	9 -	<b>1:38.454</b>		
5 -	1:42.496	10 -	1:39.947		
<b>20</b>	<b>Getley</b>	Bentley 3/4½			
1 -	X:00.000	6 -	1:36.075	11 -	1:36.975
2 -	1:39.865	7 -	<b>1:35.767</b>	12 -	1:36.003
3 -	1:39.540	8 -	1:36.647	13 -	1:37.520
4 -	1:37.472	9 -	1:36.094	14 -	1:36.721
5 -	1:40.090	10 -	1:36.137	15 -	1:44.107P
<b>21</b>	<b>Frankel/Frankel</b>	MG Cream Cracker			
1 -	X:00.000	6 -	1:58.968		
2 -	2:05.010	7 -	<b>1:57.669</b>		
3 -	2:01.286	8 -	1:58.279		
4 -	2:00.028	9 -	1:57.942		
5 -	1:59.049				
<b>22</b>	<b>Wylie/Blakeney-Edwards</b>	Frazer Nash AC Super Sports			
1 -	X:00.000	6 -	1:45.410	11 -	1:52.008
2 -	1:55.535P	7 -	<b>1:44.318</b>	12 -	1:51.377
3 -	4:44.497	8 -	1:51.259P	13 -	1:49.494
4 -	1:52.100	9 -	3:09.149	14 -	1:54.807P
5 -	1:47.202	10 -	1:56.056		
<b>24</b>	<b>Swift/Hall</b>	Frazer Nash Saloon 'Owlet'			
1 -	X:00.000	6 -	1:45.659	11 -	1:50.709
2 -	1:58.038	7 -	1:44.555	12 -	1:49.672
3 -	1:51.254	8 -	<b>1:43.620</b>	13 -	1:48.167
4 -	1:47.966	9 -	1:50.490P	14 -	1:47.775
5 -	1:46.457	10 -	2:40.694	15 -	1:46.319
				16 -	1:59.618P


\*\* CARS 5, 40 - please fit working transponders - Regulation Q.12.2.1 refers  
 Weather/Track: Bright/Dry

**Motor Sport 90th Anniversary Trophy for Pre War Sports Cars**  
**RACE 10 - QUALIFYING LAP ANALYSIS - Donington Park - 3/4/5 May 2014**  
 (contd.)

<b>25</b>	<b>Hine/Brown</b>	Lagonda LG45		
1 - X:00.000	6 - 1:44.842	11 - 2:08.061		
2 - 1:47.837	7 - 1:44.497	12 - 2:08.946		
3 - <b>1:43.710</b>	8 - 1:53.204P	13 - 2:09.210		
4 - 1:49.546	9 - 3:21.297	14 - 2:06.049		
5 - 1:49.519	10 - 2:14.363	15 - 2:03.298		
<b>40</b>	<b>Reay-Smith**</b>	Lagonda LG45		
1 - X:00.000	6 - 1:46.115			
2 - 1:48.077	7 - 1:53.492P			
3 - <b>1:45.594</b>				
4 - 1:45.739				
5 - 1:49.347				

\*\* CARS 5, 40 - please fit working transponders - Regulation Q.12.2.1 refers  
 Weather/Track: Bright/Dry

**Motor Sport 90th Anniversary Trophy for Pre War Sports Cars**  
**RACE 10 - GRID AMENDED - Donington Park - 3/4/5 May 2014**

ROW 10	17 Northam	2 Stretton
ROW 9	1 Batchelor	21 Frankel/Frankel
ROW 8	40 Reay-Smith**	18 MacKinnon
ROW 7	25 Hine/Brown	22 Wylie/Blakeney-Edwards
ROW 6	9 Ozanne	24 Swift/Hall
ROW 5	5 Turner**	6 Pellett
ROW 4	3 Darbyshire/Cameron	14 Champion/Stanton
ROW 3	8 Friedrichs/Smith	19 Hudson/Morley
ROW 2	20 Getley	16 Morley/Wiltshire
ROW 1	11 Wakeman/Blakeney-Edwards	7 Gillett/Smith
	<b>POLE</b>	
		

**\*\* CARS 5, 40 - please fit working transponders - Regulation Q.12.2.1 refers**  
**CAR 2 ALLOWED TO START FROM BACK OF GRID. Weather/Track: Bright/Dry**  
**These results are provisional until the conclusion of any judicial and technical matters.**

Donington Park  
 Circuit Length = 1.9790 miles.  
 Start: 09:10 End: 09:40

Clerk of the Course:		Timekeeper:
----------------------	--	-------------

**Race 12 Maserati Centenary Trophy**  
**RACE 12 - QUALIFYING - Donington Park - 3/4/5 May 2014**

POS	NO	CL	DRIVER	NAT	CAR	TIME	LAPS	GAP	MPH
1	61		Alan MINSHAW	GB	Maserati T61 Birdcage	1:21.819	12		87.07
2	20		Michael O'SHEA	GB	Cooper Maserati Monaco T61 (P)	1:23.664	14	1.845	85.15
3	23		Joaquim FOLCH**	S	Maserati 250F	1:24.939	12	3.120	83.87
4	31		Guillermo FIERRO	E	Maserati 250F Grand Prix	1:26.351	15	4.532	82.50
5	5		Stev HART	GB	Maserati 300S	1:26.756	15	4.937	82.12
6	3		Stephen BOND	GB	Maserati 250S	1:27.402	17	5.583	81.51
7	27		Chris WILSON	GB	Cooper Maserati T61	1:27.671	13	5.852	81.26
8	156		Gordon MCCULLOUGH	GB	Maserati 200SI	1:28.187	16	6.368	80.78
9	2		Mark KNOPFLER	GB	Maserati 300S	1:33.333	14	11.514	76.33
10	56		Wolf-dieter BAUMANN	D	Maserati 250F	1:34.036	16	12.217	75.76
11	4		Adam PAINTER	GB	Maserati 4CS	1:42.094	8	20.275	69.78
12	37		David GRAUS**	USA	OSCA 1600GTS Zagato	1:50.559	12	28.740	64.44

**\*\*Cars 23, 37 - No working transponders - Regulation Q.12.2.1. Car 23 - No side number**

**Weather/Track: Bright/Dry**

**These results are provisional until the conclusion of any judicial and technical matters.**

Donington Park  
 Circuit Length = 1.9790 miles.  
 Start: 09:49 End: 10:14

Clerk of the Course:	Timekeeper:
----------------------	-------------

## Race 12 Maserati Centenary Trophy

### RACE 12 - QUALIFYING LAP ANALYSIS - Donington Park - 3/4/5 May 2014

<b>2</b>	<b>Mark KNOPFLER</b>	<b>GB</b>	Maserati 300S
1 - X:00.000	6 - 1:33.865	11 - 1:34.231	
2 - 1:38.642	7 - 1:33.552	12 - 1:35.618	
3 - 1:42.116P	8 - 1:35.861	13 - 1:34.878	
4 - 3:48.978	9 - 1:37.960	14 - 1:34.978	
5 - <b>1:33.333</b>	10 - 1:34.586		
<b>3</b>	<b>Stephen BOND</b>	<b>GB</b>	Maserati 250S
1 - X:00.000	6 - 1:32.985	11 - 1:32.381	16 - 1:29.015
2 - 1:34.492	7 - 1:29.181	12 - 1:30.056	17 - 1:28.857
3 - 1:31.478	8 - 1:28.057	13 - 1:28.027	
4 - 1:30.178	9 - 1:28.652	14 - <b>1:27.402</b>	
5 - 1:30.463	10 - 1:31.119	15 - 1:27.922	
<b>4</b>	<b>Adam PAINTER</b>	<b>GB</b>	Maserati 4CS
1 - X:00.000	6 - <b>1:42.094</b>		
2 - 1:43.666	7 - 1:42.095		
3 - 1:43.852	8 - 1:54.345P		
4 - 1:45.974			
5 - 1:44.323			
<b>5</b>	<b>Stev HART</b>	<b>GB</b>	Maserati 300S
1 - X:00.000	6 - 1:28.387	11 - 1:27.445	
2 - 1:27.768	7 - 1:27.521	12 - 1:27.758	
3 - 1:27.221	8 - <b>1:26.756</b>	13 - 1:30.902	
4 - 1:28.401	9 - 1:27.643	14 - 1:27.617	
5 - 1:27.432	10 - 1:27.909	15 - 1:37.259P	
<b>20</b>	<b>Michael O'SHEA</b>	<b>GB</b>	Cooper Maserati Monaco T61 (P)
1 - X:00.000	6 - 1:27.250	11 - 1:24.296	
2 - 1:27.243	7 - 1:28.224	12 - 1:26.808	
3 - 1:23.901	8 - <b>1:23.664</b>	13 - 1:28.733	
4 - 1:26.295	9 - 1:24.569	14 - 1:41.127P	
5 - 1:28.370	10 - 1:23.763		
<b>23</b>	<b>Joaquim FOLCH**</b>	<b>S</b>	Maserati 250F
1 - X:00.000	6 - 1:26.485	11 - 1:28.515	
2 - 1:30.493	7 - <b>1:24.939</b>	12 - 1:34.897P	
3 - 1:28.964	8 - 1:25.182		
4 - 1:25.742	9 - 1:25.256		
5 - 1:25.972	10 - 1:26.988		

\*\*Cars 23, 37 - No working transponders - Regulation Q.12.2.1. Car 23 - No side number

Weather/Track: Bright/Dry

# Race 12 Maserati Centenary Trophy


## RACE 12 - QUALIFYING LAP ANALYSIS - Donington Park - 3/4/5 May 2014

(contd.)

<b>27</b>	<b>Chris WILSON</b>	<b>GB</b>	Cooper Maserati T61		
1 - X:00.000	6 - 1:28.017	11 - 1:30.934			
2 - 1:32.497	7 - <b>1:27.671</b>	12 - 1:28.699			
3 - 1:30.750	8 - 1:28.773	13 - 1:43.493P			
4 - 1:28.584	9 - 1:28.342				
5 - 1:28.868	10 - 1:32.338				
<b>31</b>	<b>Guillermo FIERRO</b>	<b>E</b>	Maserati 250F Grand Prix		
1 - X:00.000	6 - 1:31.177	11 - 1:28.118			
2 - 1:36.720	7 - 1:30.140	12 - 1:29.421			
3 - 1:34.448	8 - 1:29.495	13 - 1:27.582			
4 - 1:35.679	9 - 1:27.540	14 - <b>1:26.351</b>			
5 - 1:32.668	10 - 1:27.880	15 - 1:35.473P			
<b>37</b>	<b>David GRAUS**</b>	<b>USA</b>	OSCA 1600GTS Zagato		
1 - X:00.000	6 - 1:55.236	11 - <b>1:50.559</b>			
2 - 1:56.251	7 - 1:51.939	12 - 2:05.748P			
3 - 1:53.680	8 - 1:57.752				
4 - 1:57.631	9 - 1:52.739				
5 - 1:55.433	10 - 1:52.431				
<b>56</b>	<b>Wolf-dieter BAUMANN</b>	<b>D</b>	Maserati 250F		
1 - X:00.000	6 - 1:37.849	11 - 1:36.071	16 - 1:34.911		
2 - 1:40.387	7 - 1:37.166	12 - 1:34.894			
3 - 1:38.416	8 - 1:35.201	13 - <b>1:34.036</b>			
4 - 1:37.249	9 - 1:38.266	14 - 1:34.468			
5 - 1:37.878	10 - 1:34.425	15 - 1:36.129			
<b>61</b>	<b>Alan MINSHAW</b>	<b>GB</b>	Maserati T61 Birdcage		
1 - X:00.000	6 - 2:45.197	11 - 1:26.673			
2 - 1:23.060	7 - 1:28.011	12 - 1:48.649P			
3 - 1:22.252	8 - 1:26.588				
4 - <b>1:21.819</b>	9 - 1:25.313				
5 - 1:29.424P	10 - 1:26.575				
<b>156</b>	<b>Gordon MCCULLOUGH</b>	<b>GB</b>	Maserati 200SI		
1 - X:00.000	6 - 1:31.350	11 - 1:32.382	16 - <b>1:28.187</b>		
2 - 1:30.242	7 - 1:30.531	12 - 1:30.361			
3 - 1:29.103	8 - 1:38.968P	13 - 1:29.016			
4 - 1:31.718	9 - 2:54.473	14 - 1:29.600			
5 - 1:32.201	10 - 1:29.611	15 - 1:30.214			

\*\*Cars 23, 37 - No working transponders - Regulation Q.12.2.1. Car 23 - No side number  
Weather/Track: Bright/Dry

**Race 12 Maserati Centenary Trophy**  
**RACE 12 - GRID - Donington Park - 3/4/5 May 2014**

ROW 6	4 PAINTER	37 GRAUS**
ROW 5	2 KNOPFLER	56 BAUMANN
ROW 4	27 WILSON	156 MCCULLOUGH
ROW 3	5 HART	3 BOND
ROW 2	23 FOLCH**	31 FIERRO
ROW 1	61 MINSHAW	20 O'SHEA
	POLE	
		

**\*\*Cars 23, 37 - No working transponders - Regulation Q.12.2.1. Car 23 - No side number**

**Weather/Track: Bright/Dry**

**These results are provisional until the conclusion of any judicial and technical matters.**

Donington Park  
Circuit Length = 1.9790 miles.  
Start: 09:49 End: 10:14

Clerk of the Course:		Timekeeper:
----------------------	--	-------------



**FIA Masters Historic Sports Car Championship**  
**RACE 13 - QUALIFYING - Donington Park - 3/4/5 May 2014**

POS	NO	CL	DRIVER(S)	CAR	TIME	LAPS	GAP	MPH
1	41	INV	Tromans/Stretton	Lola T70 Mk3B	1:08.411	21		104.14
2	1	ROD	Voyazides/Hadfield	Lola T70 Mk3B	1:09.015	23	0.604	103.23
3	14	ROD	Bryant/Bryant	Lola T70 Mk3B	1:09.565	15	1.154	102.41
4	23	ROD	Monteverde/Pearson	Lola T70 Mk3B	1:10.841	18	2.430	100.56
5	7	ROD	Mahmoud	Lola T70 Mk3B	1:11.233	22	2.822	100.01
6	3	ROD	Wright	Lola T70 Mk3B	1:12.344	24	3.933	98.47
7	123	ROD	Donovan	Lola T70 Mk3B	1:13.016	22	4.605	97.57
8	17	SIF	Carrington-Yates/Carrington-Yates	Chevron B16	1:13.777	17	5.366	96.56
9	89	SIF	Benedini/Benedini	Chevron B16	1:14.108	20	5.697	96.13
10	51	MAR	Cousins/Hart	Chevron B23	1:14.355	19	5.944	95.81
11	27	SIF	Sheldon	Chevron B16	1:14.781	21	6.370	95.27
12	24	BON	Newall	Chevron B8	1:14.917	21	6.506	95.09
13	76	SIF	Wrigley	Chevron B16	1:15.097	20	6.686	94.86
14	45	BON	Hammond/Greensall	Chevron B8	1:15.452	21	7.041	94.42
15	16	HUL	Jolly/Farthing	Cooper Monaco T61M	1:15.880	22	7.469	93.89
16	11	HUL	Cuff/Soper	Ford GT40	1:16.492	17	8.081	93.13
17	13	BON	Wilson/Wolfe	Chevron B8	1:16.622	8	8.211	92.98
18	29	HUL	Ahlers/Bellinger	Cooper Monaco King Cobra	1:16.749	18	8.338	92.82
19	12	PES	Hallford/Treherne	Chevrolet Corvette	1:17.434	14	9.023	92.00
20	128	INV	Cottingham**/Smith	Ford GT40	1:17.601	14	9.190	91.80
21	85	SIF	Ashworth	Chevron B16	1:17.880	20	9.469	91.47
22	33	PES	Bates	Porsche 911 RSR	1:18.565	19	10.154	90.68
23	50	BON	Blakeney-Edw/Hall	Chevron B8	1:19.687	17	11.276	89.40
24	19	BON	Owen	Chevron B8	1:20.041	11	11.630	89.00
25	31	PES	Bates	Porsche 911 RS	1:20.577	20	12.166	88.41
26	73	MAR	Martin	Dulon Dino LD10B	1:25.113	20	16.702	83.70

**\*\*Car 128 requires working transponder (MSA Blue Book Regulation Q.12.2.1 refers)**  
**Weather/Track: Bright/Dry**  
**These results are provisional until the conclusion of any judicial and technical matters.**

Donington Park  
Circuit Length = 1.9790 miles.  
Start: 10:25 End: 10:55

Clerk of the Course:	Timekeeper:
----------------------	-------------

# FIA Masters Historic Sports Car Championship

## RACE 13 - QUALIFYING LAP ANALYSIS - Donington Park - 3/4/5 May 2014

<b>1</b>	<b>Voyazides/Hadfield</b>	Lola T70 Mk3B			
1 - X:00.000	6 - 1:13.296	11 - 1:12.144	16 - 1:10.055	21 - <b>1:09.015</b>	
2 - 1:17.813	7 - 1:13.977	12 - 1:26.359P	17 - 1:11.808	22 - 1:09.113	
3 - 1:14.630	8 - 1:13.275	13 - 2:06.470	18 - 1:13.054	23 - 1:09.181	
4 - 1:16.655	9 - 1:13.479	14 - 1:11.130	19 - 1:11.489		
5 - 1:13.514	10 - 1:12.249	15 - 1:10.430	20 - 1:09.270		
<b>3</b>	<b>Wright</b>	Lola T70 Mk3B			
1 - X:00.000	6 - 1:14.345	11 - 1:14.413	16 - 1:12.679	21 - 1:21.234	
2 - 1:25.644	7 - 1:14.374	12 - 1:14.813	17 - 1:13.510	22 - 1:13.506	
3 - 1:18.887	8 - 1:13.155	13 - 1:14.800	18 - 1:15.054	23 - <b>1:12.344</b>	
4 - 1:15.079	9 - 1:14.534	14 - 1:12.749	19 - 1:15.194	24 - 1:13.969	
5 - 1:14.258	10 - 1:15.341	15 - 1:14.322	20 - 1:27.099		
<b>7</b>	<b>Mahmoud</b>	Lola T70 Mk3B			
1 - X:00.000	6 - 1:21.548	11 - 2:57.716	16 - 1:17.923	21 - 1:12.897	
2 - 1:28.084	7 - 1:19.023	12 - 1:13.852	17 - 1:13.198	22 - 1:19.275P	
3 - 1:22.772	8 - 1:20.709	13 - 1:12.767	18 - 1:13.135		
4 - 1:20.926	9 - 1:18.314	14 - 1:12.180	19 - <b>1:11.233</b>		
5 - 1:21.658	10 - 1:25.987P	15 - 1:14.719	20 - 1:14.199		
<b>11</b>	<b>Cuff/Soper</b>	Ford GT40			
1 - X:00.000	6 - 1:30.463P	11 - 1:19.396	16 - 1:17.326		
2 - 1:18.013	7 - 2:28.997	12 - 1:19.311	17 - 1:37.117P		
3 - 1:16.863	8 - 1:18.872	13 - 1:17.370			
4 - 1:16.616	9 - 1:21.896	14 - <b>1:16.492</b>			
5 - 1:16.501	10 - 1:17.340	15 - 1:19.612			
<b>12</b>	<b>Hallford/Treherne</b>	Chevrolet Corvette			
1 - X:00.000	6 - 1:18.695	11 - 1:18.124			
2 - 1:37.708	7 - 1:24.909P	12 - 1:18.203			
3 - 1:20.924	8 - 3:28.777	13 - <b>1:17.434</b>			
4 - 1:25.272	9 - 1:18.770	14 - 1:27.100P			
5 - 1:19.028	10 - 1:18.985				
<b>13</b>	<b>Wilson/Wolfe</b>	Chevron B8			
1 - X:00.000	6 - 3:08.530				
2 - 1:25.344	7 - <b>1:16.622</b>				
3 - 1:19.596	8 - 1:23.099P				
4 - 1:19.269					
5 - 1:25.235P					

**\*\*Car 128 requires working transponder (MSA Blue Book Regulation Q.12.2.1 refers)**  
**Weather/Track: Bright/Dry**

# FIA Masters Historic Sports Car Championship

## RACE 13 - QUALIFYING LAP ANALYSIS - Donington Park - 3/4/5 May 2014

(contd.)

<b>14</b>	<b>Bryant/Bryant</b>	Lola T70 Mk3B			
1 - X:00.000	6 - 1:12.388	11 - 1:10.164			
2 - 1:20.840	7 - 1:10.684	12 - 1:09.933			
3 - 1:19.094	8 - 1:16.414	13 - 1:09.631			
4 - 1:14.192	9 - 1:19.344P	14 - <b>1:09.565</b>			
5 - 1:16.961	10 - X:00.000	15 - 1:18.216P			
<b>16</b>	<b>Jolly/Farthing</b>	Cooper Monaco T61M			
1 - X:00.000	6 - 1:18.887	11 - 1:17.065	16 - 1:19.718	21 - <b>1:15.880</b>	
2 - 1:20.345	7 - 1:17.374	12 - 1:16.141	17 - 1:18.026	22 - 1:22.346	
3 - 1:18.003	8 - 1:17.916	13 - 1:16.302	18 - 1:17.539		
4 - 1:17.787	9 - 1:22.113P	14 - 1:16.578	19 - 1:16.859		
5 - 1:17.761	10 - 2:38.964	15 - 1:19.607	20 - 1:15.904		
<b>17</b>	<b>Carrington-Yates/Carrington-Yates</b>	Chevron B16			
1 - X:00.000	6 - 1:15.003	11 - 2:44.700	16 - 1:32.675		
2 - 1:23.293	7 - 1:14.857	12 - 1:18.125	17 - 1:34.859P		
3 - 1:38.391	8 - <b>1:13.777</b>	13 - 1:18.161			
4 - 1:14.893	9 - 1:14.296	14 - 1:17.618			
5 - 1:19.631	10 - 1:25.486P	15 - 1:18.538			
<b>19</b>	<b>Owen</b>	Chevron B8			
1 - X:00.000	6 - 1:20.898	11 - 1:37.672P			
2 - 1:27.397	7 - <b>1:20.041</b>				
3 - 1:25.508	8 - 1:20.761				
4 - 1:25.431	9 - 1:28.322				
5 - 1:25.618	10 - 1:23.760				
<b>23</b>	<b>Monteverde/Pearson</b>	Lola T70 Mk3B			
1 - X:00.000	6 - 2:56.442	11 - 1:24.241P	16 - 1:11.299		
2 - 1:13.839	7 - 1:14.150	12 - 5:50.043	17 - <b>1:10.841</b>		
3 - 1:11.936	8 - 1:12.858	13 - 1:17.946P	18 - 1:10.893		
4 - 1:11.048	9 - 1:13.264	14 - 2:32.988			
5 - 1:20.878P	10 - 1:13.029	15 - 1:13.923			
<b>24</b>	<b>Newall</b>	Chevron B8			
1 - X:00.000	6 - 1:16.555	11 - 4:58.807	16 - 1:16.986	21 - 1:15.015	
2 - 1:17.288	7 - 1:16.867	12 - 1:15.834	17 - <b>1:14.917</b>		
3 - 1:16.368	8 - 1:15.835	13 - 1:15.371	18 - 1:15.417		
4 - 1:18.693	9 - 1:15.168	14 - 1:15.298	19 - 1:16.588		
5 - 1:17.269	10 - 1:27.595P	15 - 1:15.462	20 - 1:15.174		

**\*\*Car 128 requires working transponder (MSA Blue Book Regulation Q.12.2.1 refers)**  
**Weather/Track: Bright/Dry**

# FIA Masters Historic Sports Car Championship

## RACE 13 - QUALIFYING LAP ANALYSIS - Donington Park - 3/4/5 May 2014

(contd.)

<b>27</b>	<b>Sheldon</b>	Chevron B16			
1 - X:00.000	6 - 1:17.684	11 - 1:25.231P	16 - 1:15.641	21 - <b>1:14.781</b>	
2 - 1:34.118	7 - 1:18.393	12 - 3:37.833	17 - 1:14.840		
3 - 1:24.761	8 - 1:16.928	13 - 1:17.187	18 - 1:15.063		
4 - 1:21.316	9 - 1:15.726	14 - 1:17.415	19 - 1:16.244		
5 - 1:21.397	10 - 1:16.005	15 - 1:16.011	20 - 1:15.902		
<b>29</b>	<b>Ahlers/Bellinger</b>	Cooper Monaco King Cobra			
1 - X:00.000	6 - 1:17.841	11 - 2:50.845	16 - 1:19.690		
2 - 1:20.410	7 - 1:18.040	12 - 1:18.193	17 - 1:19.212		
3 - 1:19.160	8 - 1:17.354	13 - 1:18.653	18 - 1:30.650P		
4 - 1:17.792	9 - <b>1:16.749</b>	14 - 1:17.516			
5 - 1:18.701	10 - 1:32.646P	15 - 1:18.241			
<b>31</b>	<b>Bates</b>	Porsche 911 RS			
1 - X:00.000	6 - 1:28.266P	11 - 1:21.550	16 - 1:21.451		
2 - 1:29.297	7 - 4:05.606	12 - 1:21.477	17 - 1:21.186		
3 - 1:25.581	8 - 1:24.260	13 - 1:22.123	18 - 1:21.709		
4 - 1:27.423	9 - 1:23.834	14 - 1:21.767	19 - 1:20.939		
5 - 1:26.648	10 - 1:22.148	15 - <b>1:20.577</b>	20 - 1:22.564		
<b>33</b>	<b>Bates</b>	Porsche 911 RSR			
1 - X:00.000	6 - 3:14.239	11 - 1:24.128P	16 - 1:20.447		
2 - 1:26.742	7 - 1:19.204	12 - 3:45.025	17 - 1:21.895		
3 - 1:23.548	8 - 1:20.253	13 - 1:19.703	18 - <b>1:18.565</b>		
4 - 1:20.014	9 - 1:22.155	14 - 1:19.565	19 - 1:19.241		
5 - 1:27.454P	10 - 1:19.850	15 - 1:19.286			
<b>41</b>	<b>Tromans/Stretton</b>	Lola T70 Mk3B			
1 - X:00.000	6 - 1:17.829P	11 - 1:08.857	16 - 5:31.003	21 - 1:23.721P	
2 - 1:14.034	7 - 2:37.889	12 - 1:12.824	17 - 1:08.837		
3 - 1:13.438	8 - 1:09.670	13 - <b>1:08.411</b>	18 - 1:08.820		
4 - 1:11.340	9 - 1:08.939	14 - 1:10.851	19 - 1:09.048		
5 - 1:13.180	10 - 1:10.944	15 - 1:14.928P	20 - 1:09.714		
<b>45</b>	<b>Hammond/Greensall</b>	Chevron B8			
1 - X:00.000	6 - 1:16.245	11 - 1:19.580	16 - 1:20.038	21 - 1:18.138	
2 - 1:26.418	7 - <b>1:15.452</b>	12 - 1:18.433	17 - 1:18.387		
3 - 1:23.885	8 - 1:23.669P	13 - 1:19.444	18 - 1:17.907		
4 - 1:18.463	9 - 2:53.626	14 - 1:17.942	19 - 1:19.225		
5 - 1:16.659	10 - 1:20.589	15 - 1:19.756	20 - 1:18.627		

\*\*Car 128 requires working transponder (MSA Blue Book Regulation Q.12.2.1 refers)  
Weather/Track: Bright/Dry

# FIA Masters Historic Sports Car Championship

## RACE 13 - QUALIFYING LAP ANALYSIS - Donington Park - 3/4/5 May 2014

(contd.)

<b>50</b>	<b>Blakeney-Edw/Hall</b>	Chevron B8			
1 - X:00.000	6 - 1:23.666	11 - 3:38.981	16 - 1:22.730		
2 - 1:31.941	7 - 1:25.652	12 - 1:21.732	17 - 1:26.647P		
3 - 1:27.811	8 - 1:23.769	13 - 1:22.322			
4 - 1:27.540	9 - 1:23.636	14 - 1:19.979			
5 - 1:25.749	10 - 1:30.556P	15 - <b>1:19.687</b>			
<b>51</b>	<b>Cousins/Hart</b>	Chevron B23			
1 - X:00.000	6 - 2:29.292	11 - 1:17.256	16 - 1:18.011		
2 - 1:26.064	7 - 1:15.942	12 - 1:18.074	17 - <b>1:14.355</b>		
3 - 1:15.779	8 - 1:23.315P	13 - 1:17.525	18 - 1:14.461		
4 - 1:14.397	9 - 3:56.254	14 - 1:17.262	19 - 1:14.912		
5 - 2:30.491P	10 - 1:17.515	15 - 1:16.947			
<b>73</b>	<b>Martin</b>	Dulon Dino LD10B			
1 - X:00.000	6 - 2:03.232	11 - 1:26.668	16 - <b>1:25.113</b>		
2 - 1:36.712	7 - 1:29.654	12 - 1:27.963	17 - 1:25.690		
3 - 1:31.687	8 - 1:31.677	13 - 1:26.194	18 - 1:27.582		
4 - 1:28.825	9 - 1:30.577	14 - 1:25.903	19 - 1:25.427		
5 - 1:37.996P	10 - 1:29.020	15 - 1:25.983	20 - 1:25.116		
<b>76</b>	<b>Wrigley</b>	Chevron B16			
1 - X:00.000	6 - 3:06.530	11 - 1:17.273	16 - <b>1:15.097</b>		
2 - 1:27.330	7 - 1:31.488	12 - 1:19.830	17 - 1:15.968		
3 - 1:23.281	8 - 1:16.752	13 - 1:15.559	18 - 1:15.984		
4 - 1:18.944	9 - 1:16.283	14 - 1:31.151P	19 - 1:15.929		
5 - 1:28.552P	10 - 1:23.806	15 - 3:07.082	20 - 1:16.682		
<b>85</b>	<b>Ashworth</b>	Chevron B16			
1 - X:00.000	6 - 1:19.385	11 - 1:18.160	16 - 1:17.991		
2 - 1:22.322	7 - 1:19.688	12 - 1:17.920	17 - 1:19.111		
3 - 1:30.832	8 - 1:19.666	13 - <b>1:17.880</b>	18 - 1:18.096		
4 - 1:20.127	9 - 1:19.168	14 - 1:19.612	19 - 1:18.116		
5 - 1:19.855	10 - 1:18.062	15 - 1:18.511	20 - 1:23.407P		
<b>89</b>	<b>Benedini/Benedini</b>	Chevron B16			
1 - X:00.000	6 - 1:14.856	11 - 1:15.239	16 - 1:14.917		
2 - 1:22.533	7 - 1:15.331	12 - <b>1:14.108</b>	17 - 1:16.798		
3 - 1:23.184P	8 - 1:14.953	13 - 1:16.151	18 - 1:14.438		
4 - 2:26.786	9 - 1:21.732P	14 - 1:14.213	19 - 1:14.935		
5 - 1:17.393	10 - 4:09.220	15 - 1:14.394	20 - 1:14.719		

**\*\*Car 128 requires working transponder (MSA Blue Book Regulation Q.12.2.1 refers)**  
**Weather/Track: Bright/Dry**

# FIA Masters Historic Sports Car Championship

## RACE 13 - QUALIFYING LAP ANALYSIS - Donington Park - 3/4/5 May 2014


(contd.)

<b>123</b>	<b>Donovan</b>					Lola T70 Mk3B
1 - X:00.000	6 - 1:22.617P	11 - 1:14.793	16 - 1:13.339	21 - 1:13.932		
2 - 1:15.752	7 - 4:28.855	12 - 1:13.579	17 - 1:14.593	22 - 1:20.111P		
3 - 1:14.778	8 - 1:13.603	13 - 1:14.009	18 - 1:13.985			
4 - 1:14.766	9 - 1:14.345	14 - 1:13.896	19 - 1:14.636			
5 - <b>1:13.016</b>	10 - 1:14.534	15 - 1:13.344	20 - 1:14.087			
<b>128</b>	<b>Cottingham**/Smith</b>					Ford GT40
1 - X:00.000	6 - 1:23.384	11 - 2:38.501				
2 - 1:20.419	7 - <b>1:17.601</b>	12 - 1:25.333				
3 - 1:18.738	8 - 1:18.050	13 - 1:28.513				
4 - 1:20.593	9 - 1:34.421P	14 - 1:28.377P				
5 - 1:19.687	10 - 3:39.207P					

**\*\*Car 128 requires working transponder (MSA Blue Book Regulation Q.12.2.1 refers)**  
**Weather/Track: Bright/Dry**

# FIA Masters Historic Sports Car Championship

## RACE 13 - GRID - Donington Park - 3/4/5 May 2014

ROW 13	73	Martin	
ROW 12	19	Owen	31 Bates
ROW 11	33	Bates	50 Hall/Blakeney-Edwards
ROW 10	12	Hallford/Treherne	85 Ashworth
ROW 9	13	Wilson/Wolfe	29 Ahlers/Bellinger
ROW 8	16	Jolly/Farthing	11 Cuff/Soper
ROW 7	76	Wrigley	45 Hammond/Greensall
ROW 6	27	Sheldon	24 Newall
ROW 5	89	Benedini/Benedini	51 Cousins/Hart
ROW 4	123	Donovan	17 Carrington-Yates
ROW 3	7	Greensall/Mahmoud	3 Wright
ROW 2	14	Bryant/Bryant	23 Monteverde/Pearson
ROW 1	41	Tromans/Stretton	1 Voyazides/Hadfield
<b>POLE</b>			
			

**Weather/Track: Bright/Dry**

**These results are provisional until the conclusion of any judicial and technical matters.**

Donington Park  
Circuit Length = 1.9790 miles.  
Start: 10:25 End: 10:55

Clerk of the Course:

Timekeeper:

### HSCC Historic Formula 3

### RACE 6 - CLASSIFICATION - Donington Park - 3/4/5 May 2014

POS	NO	CL	DRIVER	NAT	CAR	TIME	LAPS	GAP	MPH	BEST
1	27	B	Ian FORWARD	GB	Brabham BT21	24:17.478	18		87.91	1:19.173
2	26	B	Steve SEAMAN	GB	Brabham BT21	24:32.727	18	15.249	87.00	1:20.037
3	34	B	Jim BLOCKLEY	GB	Brabham BT21B	24:46.133	18	28.655	86.21	1:20.008
4	22	B	Simon ARMER	GB	March 703	24:47.070	18	29.592	86.16	1:20.744
5	65	JE1	Urs MULLER		Lotus 20/22	24:48.546	18	31.068	86.07	1:20.977
6	52	B	Paul WAINE	GB	De Sanctis 69	25:00.713	18	43.235	85.37	1:21.233
7	71	B	Chris HOLLAND	GB	Brabham BT21	25:02.197	18	44.719	85.29	1:21.303
8	55	B	Julian MAYNARD	GB	Chevron B17	25:03.271	18	45.793	85.23	1:21.674
9	6	B	Leif BOSSON	SWE	Brabham BT28	25:05.326	18	47.848	85.11	1:21.374
10	50	B	Jim TIMMS	GB	Brabham BT21	25:35.071	18	1:17.593	83.46	1:23.632
11	78	B	Mark WITHERSPOON	GB	Tecno	24:20.570	17	1 LAP	82.84	1:22.920
12	19	B	Peter FROUDE	GB	Tecno F3	24:23.606	17	1 LAP	82.67	1:23.990
13	10	JD1	Greg THORNTON	GB	Cooper T52	24:24.762	17	1 LAP	82.60	1:24.236
14	24	B	Andrew THORPE	GB	Lotus 31	24:26.006	17	1 LAP	82.53	1:23.780
15	83	JE1	Arlette MULLER		Lotus 22	24:40.580	17	1 LAP	81.72	1:24.301
16	67	JE1	Ned SPIEKER	USA	Brabham BT6	25:17.429	16	2 LAPS	75.04	1:28.456
NOT CLASSIFIED										
11	B	Ian BANKHURST	GB	Alexis HF802	8:19.156	6	D.N.F.	85.41	1:19.618	
44	B	Peter HAMILTON	GB	Tecno	4:35.630	3	D.N.F.	77.13	1:26.446	
FASTEST LAP										
27	B	Ian FORWARD		Brabham BT21	1:19.173	18	89.98mph	144.81kph		
65	JE1	Urs MULLER		Lotus 20/22	1:20.977	13	87.98mph	141.59kph		
10	JD1	Greg THORNTON		Cooper T52	1:24.236	14	84.57mph	136.11kph		

Weather/Track: Bright/Dry

These results are provisional until the conclusion of any judicial and technical matters.

Donington Park  
Circuit Length = 1.9790 miles.  
Start: 11:23 End: 11:47

Clerk of the Course:

Timekeeper:



## HSCC Historic Formula 3

### RACE 6 - LAP ANALYSIS - Donington Park - 3/4/5 May 2014

<b>6</b>	<b>Leif BOSSON</b>	<b>SWE</b>	Brabham BT28
1 - 1:30.016	6 - 1:25.470	11 - 1:21.557	16 - 1:21.457
2 - 1:24.363	7 - 1:24.358	12 - 1:23.438	17 - 1:22.324
3 - 1:25.156	8 - 1:24.269	13 - 1:21.585	18 - 1:21.937
4 - 1:23.751	9 - 1:23.189	14 - <b>1:21.374</b>	
5 - 1:23.735	10 - 1:23.798	15 - 1:23.549	
<b>10</b>	<b>Greg THORNTON</b>	<b>GB</b>	Cooper T52
1 - 1:34.640	6 - 1:26.206	11 - 1:24.292	16 - 1:26.720
2 - 1:25.894	7 - 1:25.638	12 - 1:24.723	17 - 1:25.524
3 - 1:26.502	8 - 1:26.525	13 - 1:24.932	
4 - 1:26.104	9 - 1:27.132	14 - <b>1:24.236</b>	
5 - 1:25.363	10 - 1:24.567	15 - 1:25.764	
<b>11</b>	<b>Ian BANKHURST</b>	<b>GB</b>	Alexis HF802
1 - 1:31.503	6 - 1:20.816		
2 - 1:23.869			
3 - 1:23.052			
4 - <b>1:19.618</b>			
5 - 1:20.298			
<b>19</b>	<b>Peter FROUDE</b>	<b>GB</b>	Tecno F3
1 - 1:35.108	6 - 1:27.240	11 - 1:24.206	16 - 1:27.891
2 - 1:26.910	7 - 1:24.553	12 - 1:24.873	17 - 1:24.597
3 - 1:26.327	8 - 1:24.800	13 - 1:25.010	
4 - 1:25.441	9 - 1:26.061	14 - 1:24.757	
5 - 1:25.874	10 - <b>1:23.990</b>	15 - 1:25.968	
<b>22</b>	<b>Simon ARMER</b>	<b>GB</b>	March 703
1 - 1:31.207	6 - 1:21.575	11 - 1:21.383	16 - 1:22.029
2 - 1:24.374	7 - 1:21.973	12 - 1:21.096	17 - 1:21.483
3 - 1:24.384	8 - 1:21.477	13 - <b>1:20.744</b>	18 - 1:22.743
4 - 1:24.314	9 - 1:21.264	14 - 1:21.174	
5 - 1:22.904	10 - 1:21.776	15 - 1:21.170	
<b>24</b>	<b>Andrew THORPE</b>	<b>GB</b>	Lotus 31
1 - 1:37.831	6 - 1:28.435	11 - 1:24.406	16 - 1:27.445
2 - 1:26.953	7 - 1:25.576	12 - <b>1:23.780</b>	17 - 1:26.480
3 - 1:25.853	8 - 1:24.147	13 - 1:25.475	
4 - 1:25.424	9 - 1:24.717	14 - 1:24.397	
5 - 1:24.499	10 - 1:24.182	15 - 1:26.406	

Weather/Track: Bright/Dry

www.mstworld.com

Page 1 of 3

Donington Park  
Circuit Length = 1.9790 miles.  
Start: 11:23 End: 11:47

Printed - 11:50 Sunday, 04 May 2014

# HSCC Historic Formula 3

## RACE 6 - LAP ANALYSIS - Donington Park - 3/4/5 May 2014

(contd.)

<b>26</b>	<b>Steve SEAMAN</b>	<b>GB</b>	Brabham BT21
1 - 1:30.161	6 - 1:20.916	11 - 1:21.034	16 - <b>1:20.037</b>
2 - 1:23.976	7 - 1:21.508	12 - 1:21.088	17 - 1:21.677
3 - 1:21.601	8 - 1:21.070	13 - 1:21.028	18 - 1:21.924
4 - 1:21.592	9 - 1:22.347	14 - 1:20.578	
5 - 1:20.751	10 - 1:21.244	15 - 1:20.195	
<b>27</b>	<b>Ian FORWARD</b>	<b>GB</b>	Brabham BT21
1 - 1:33.224	6 - 1:19.781	11 - 1:20.649	16 - 1:19.458
2 - 1:22.082	7 - 1:19.637	12 - 1:20.345	17 - 1:21.190
3 - 1:21.265	8 - 1:19.668	13 - 1:20.391	18 - <b>1:19.173</b>
4 - 1:19.523	9 - 1:19.954	14 - 1:20.168	
5 - 1:19.259	10 - 1:20.264	15 - 1:21.447	
<b>34</b>	<b>Jim BLOCKLEY</b>	<b>GB</b>	Brabham BT21B
1 - 1:33.120	6 - 1:24.388	11 - 1:20.808	16 - 1:21.023
2 - 1:24.384	7 - 1:20.942	12 - 1:21.065	17 - 1:21.956
3 - 1:22.766	8 - 1:20.657	13 - 1:20.836	18 - 1:22.932
4 - 1:23.863	9 - <b>1:20.008</b>	14 - 1:21.397	
5 - 1:24.070	10 - 1:20.643	15 - 1:21.275	
<b>44</b>	<b>Peter HAMILTON</b>	<b>GB</b>	Tecno
1 - 1:40.320			
2 - 1:28.864			
3 - <b>1:26.446</b>			
<b>50</b>	<b>Jim TIMMS</b>	<b>GB</b>	Brabham BT21
1 - 1:34.728	6 - 1:24.764	11 - 1:25.025	16 - 1:24.988
2 - 1:25.246	7 - 1:23.967	12 - 1:25.200	17 - 1:24.410
3 - 1:23.882	8 - <b>1:23.632</b>	13 - 1:24.778	18 - 1:25.042
4 - 1:23.736	9 - 1:23.906	14 - 1:25.592	
5 - 1:26.012	10 - 1:23.960	15 - 1:26.203	
<b>52</b>	<b>Paul WAINE</b>	<b>GB</b>	De Sanctis 69
1 - 1:32.520	6 - 1:23.970	11 - <b>1:21.233</b>	16 - 1:23.955
2 - 1:23.895	7 - 1:22.350	12 - 1:21.732	17 - 1:22.752
3 - 1:23.947	8 - 1:21.461	13 - 1:22.348	18 - 1:23.188
4 - 1:24.253	9 - 1:21.527	14 - 1:22.132	
5 - 1:23.778	10 - 1:22.091	15 - 1:23.581	

Weather/Track: Bright/Dry

www.mstworld.com

Page 2 of 3

Donington Park  
Circuit Length = 1.9790 miles.  
Start: 11:23 End: 11:47

Printed - 11:50 Sunday, 04 May 2014

# HSCC Historic Formula 3

## RACE 6 - LAP ANALYSIS - Donington Park - 3/4/5 May 2014

(contd.)

<b>55</b>	<b>Julian MAYNARD</b>	<b>GB</b>	Chevron B17
1 - 1:32.422	6 - 1:23.789	11 - 1:22.915	16 - 1:22.056
2 - 1:25.889	7 - 1:24.393	12 - 1:22.812	17 - 1:21.728
3 - 1:23.519	8 - 1:23.242	13 - 1:22.040	18 - <b>1:21.674</b>
4 - 1:23.561	9 - 1:23.129	14 - 1:21.731	
5 - 1:23.617	10 - 1:22.669	15 - 1:22.085	
<b>65</b>	<b>Urs MULLER</b>		Lotus 20/22
1 - 1:30.819	6 - 1:21.211	11 - 1:21.085	16 - 1:21.201
2 - 1:24.448	7 - 1:22.461	12 - 1:21.741	17 - 1:25.749
3 - 1:24.487	8 - 1:21.895	13 - <b>1:20.977</b>	18 - 1:21.847
4 - 1:21.359	9 - 1:22.296	14 - 1:21.205	
5 - 1:21.724	10 - 1:22.519	15 - 1:21.522	
<b>67</b>	<b>Ned SPIEKER</b>	<b>USA</b>	Brabham BT6
1 - 2:37.169	6 - 1:30.935	11 - 1:28.732	16 - 1:28.468
2 - 1:31.419	7 - <b>1:28.456</b>	12 - 1:29.589	
3 - 1:32.654	8 - 1:29.524	13 - 1:31.242	
4 - 1:34.706	9 - 1:29.067	14 - 1:29.338	
5 - 1:34.406	10 - 1:29.507	15 - 1:32.217	
<b>71</b>	<b>Chris HOLLAND</b>	<b>GB</b>	Brabham BT21
1 - 1:35.914	6 - 1:23.160	11 - 1:22.894	16 - 1:22.532
2 - 1:25.664	7 - 1:22.134	12 - 1:21.762	17 - 1:22.223
3 - 1:24.437	8 - 1:23.351	13 - 1:21.898	18 - <b>1:21.303</b>
4 - 1:23.085	9 - 1:22.727	14 - 1:21.645	
5 - 1:23.565	10 - 1:22.373	15 - 1:21.530	
<b>78</b>	<b>Mark WITHERSPOON</b>	<b>GB</b>	Tecno
1 - 1:40.837	6 - 1:25.141	11 - 1:23.233	16 - 1:25.464
2 - 1:28.002	7 - 1:23.687	12 - 1:23.627	17 - 1:24.404
3 - 1:25.065	8 - 1:25.586	13 - <b>1:22.920</b>	
4 - 1:24.562	9 - 1:23.554	14 - 1:22.992	
5 - 1:24.492	10 - 1:24.153	15 - 1:32.851	
<b>83</b>	<b>Arlette MULLER</b>		Lotus 22
1 - 1:40.036	6 - 1:26.080	11 - <b>1:24.301</b>	16 - 1:28.043
2 - 1:27.484	7 - 1:26.848	12 - 1:24.309	17 - 1:28.165
3 - 1:25.954	8 - 1:25.556	13 - 1:25.225	
4 - 1:27.097	9 - 1:26.302	14 - 1:26.407	
5 - 1:26.395	10 - 1:25.749	15 - 1:26.629	

Weather/Track: Bright/Dry

www.mstworld.com

Page 3 of 3

Donington Park  
Circuit Length = 1.9790 miles.  
Start: 11:23 End: 11:47

Printed - 11:50 Sunday, 04 May 2014

# HSCC Historic Formula 3

## RACE 6 - LAP CHART - Donington Park - 3/4/5 May 2014

Lap 1			Lap 2			Lap 3			Lap 4			Lap 5		
No	Behind	Laptime	No	Behind	Laptime	No	Behind	Laptime	No	Behind	Laptime	No	Behind	Laptime
6		1:30.016	26		1:23.976	26		1:21.601	27		1:19.523	27		1:19.259
26	0.145	1:30.161	10	1 LAP	1:34.640	27	0.833	1:21.265	26	1.236	1:21.592	26	2.728	1:20.751
65	0.803	1:30.819	6	0.242	1:24.363	11	2.686	1:23.052	11	1.948	1:19.618	11	2.987	1:20.298
22	1.191	1:31.207	65	1.130	1:24.448	6	3.797	1:25.156	65	5.019	1:21.359	65	7.484	1:21.724
11	1.487	1:31.503	27	1.169	1:22.082	65	4.016	1:24.487	67	1 LAP	1:32.654	6	11.668	1:23.735
55	2.406	1:32.422	11	1.235	1:23.869	22	4.227	1:24.384	6	7.192	1:23.751	22	11.830	1:22.904
52	2.504	1:32.520	22	1.444	1:24.374	34	4.532	1:22.766	34	8.039	1:23.863	34	12.850	1:24.070
34	3.104	1:33.120	52	2.278	1:23.895	52	4.624	1:23.947	22	8.185	1:24.314	52	13.040	1:23.778
27	3.208	1:33.224	34	3.367	1:24.384	55	6.092	1:23.519	52	8.521	1:24.253	55	13.655	1:23.617
50	4.712	1:34.728	55	4.174	1:25.889	50	8.118	1:23.882	55	9.297	1:23.561	71	17.312	1:23.565
19	5.092	1:35.108	50	5.837	1:25.246	71	10.277	1:24.437	50	11.498	1:23.736	50	18.251	1:26.012
71	5.898	1:35.914	10	6.397	1:25.894	10	11.298	1:26.502	71	13.006	1:23.085	67	1 LAP	1:34.706
24	7.815	1:37.831	71	7.441	1:25.664	19	12.607	1:26.327	10	17.046	1:26.104	10	23.150	1:25.363
83	10.020	1:40.036	19	7.881	1:26.910	24	14.899	1:25.853	19	17.692	1:25.441	19	24.307	1:25.874
44	10.304	1:40.320	24	10.647	1:26.953	83	17.736	1:25.954	24	19.967	1:25.424	24	25.207	1:24.499
78	10.821	1:40.837	83	13.383	1:27.484	78	18.166	1:25.065	78	22.372	1:24.562	78	27.605	1:24.492
67	1:07.153	2:37.169	78	14.702	1:28.002	44	19.892	1:26.446	83	24.477	1:27.097	83	31.613	1:26.395
			44	15.047	1:28.864									
			67	1:14.451	1:31.419									

Weather/Track: Bright/Dry

www.mstworld.com

Page 1 of 4

Donington Park  
Circuit Length = 1.9790 miles.  
Start: 11:23 End: 11:47

Printed - 11:50 Sunday, 04 May 2014

# HSCC Historic Formula 3

## RACE 6 - LAP CHART - Donington Park - 3/4/5 May 2014

(contd.)

Lap 6			Lap 7			Lap 8			Lap 9			Lap 10		
No	Behind	Laptime	No	Behind	Laptime	No	Behind	Laptime	No	Behind	Laptime	No	Behind	Laptime
27		1:19.781	27		1:19.637	27		1:19.668	27		1:19.954	27		1:20.264
26	3.863	1:20.916	26	5.734	1:21.508	26	7.136	1:21.070	26	9.529	1:22.347	26	10.509	1:21.244
11	4.022	1:20.816	65	11.738	1:22.461	65	13.965	1:21.895	65	16.307	1:22.296	65	18.562	1:22.519
65	8.914	1:21.211	22	15.960	1:21.973	22	17.769	1:21.477	22	19.079	1:21.264	34	20.184	1:20.643
22	13.624	1:21.575	34	18.762	1:20.942	34	19.751	1:20.657	34	19.805	1:20.008	22	20.591	1:21.776
52	17.229	1:23.970	52	19.942	1:22.350	52	21.735	1:21.461	52	23.308	1:21.527	52	25.135	1:22.091
6	17.357	1:25.470	6	22.078	1:24.358	55	25.993	1:23.242	55	29.168	1:23.129	55	31.573	1:22.669
34	17.457	1:24.388	55	22.419	1:24.393	6	26.679	1:24.269	71	29.644	1:22.727	71	31.753	1:22.373
55	17.663	1:23.789	71	23.188	1:22.134	71	26.871	1:23.351	6	29.914	1:23.189	6	33.448	1:23.798
71	20.691	1:23.160	50	27.564	1:23.967	50	31.528	1:23.632	50	35.480	1:23.906	50	39.176	1:23.960
50	23.234	1:24.764	10	35.576	1:25.638	19	41.814	1:24.800	78	46.533	1:23.554	78	50.422	1:24.153
10	29.575	1:26.206	19	36.682	1:24.553	10	42.433	1:26.525	19	47.921	1:26.061	19	51.647	1:23.990
19	31.766	1:27.240	78	37.015	1:23.687	78	42.933	1:25.586	24	49.042	1:24.717	24	52.960	1:24.182
78	32.965	1:25.141	24	39.800	1:25.576	24	44.279	1:24.147	10	49.611	1:27.132	10	53.914	1:24.567
24	33.861	1:28.435	83	45.123	1:26.848	83	51.011	1:25.556	83	57.359	1:26.302	83	1:02.844	1:25.749
67	1 LAP	1:34.406	67	1 LAP	1:30.935	67	1 LAP	1:28.456	67	1 LAP	1:29.524	67	1 LAP	1:29.067
83	37.912	1:26.080												

Weather/Track: Bright/Dry

www.mstworld.com

Page 2 of 4

Donington Park  
Circuit Length = 1.9790 miles.  
Start: 11:23 End: 11:47

Printed - 11:50 Sunday, 04 May 2014

### HSCC Historic Formula 3

### RACE 6 - LAP CHART - Donington Park - 3/4/5 May 2014

(contd.)

Lap 11			Lap 12			Lap 13			Lap 14			Lap 15		
No	Behind	Laptime	No	Behind	Laptime	No	Behind	Laptime	No	Behind	Laptime	No	Behind	Laptime
27		1:20.649	27		1:20.345	27		1:20.391	27		1:20.168	27		1:21.447
26	10.894	1:21.034	67	2 LAPS	1:29.507	67	2 LAPS	1:28.732	26	12.684	1:20.578	83	1 LAP	1:26.407
65	18.998	1:21.085	26	11.637	1:21.088	26	12.274	1:21.028	67	2 LAPS	1:29.589	26	11.432	1:20.195
34	20.343	1:20.808	65	20.394	1:21.741	65	20.980	1:20.977	65	22.017	1:21.205	65	22.092	1:21.522
22	21.325	1:21.383	34	21.063	1:21.065	34	21.508	1:20.836	34	22.737	1:21.397	34	22.565	1:21.275
52	25.719	1:21.233	22	22.076	1:21.096	22	22.429	1:20.744	22	23.435	1:21.174	22	23.158	1:21.170
55	33.839	1:22.915	52	27.106	1:21.732	52	29.063	1:22.348	52	31.027	1:22.132	67	2 LAPS	1:31.242
71	33.998	1:22.894	71	35.415	1:21.762	71	36.922	1:21.898	71	38.399	1:21.645	52	33.161	1:23.581
6	34.356	1:21.557	55	36.306	1:22.812	55	37.955	1:22.040	55	39.518	1:21.731	71	38.482	1:21.530
50	43.552	1:25.025	6	37.449	1:23.438	6	38.643	1:21.585	6	39.849	1:21.374	55	40.156	1:22.085
78	53.006	1:23.233	50	48.407	1:25.200	50	52.794	1:24.778	50	58.218	1:25.592	6	41.951	1:23.549
19	55.204	1:24.206	78	56.288	1:23.627	78	58.817	1:22.920	78	1:01.641	1:22.992	50	1:02.974	1:26.203
24	56.717	1:24.406	19	59.732	1:24.873	19	1:04.351	1:25.010	19	1:08.940	1:24.757	78	1:13.045	1:32.851
10	57.557	1:24.292	24	1:00.152	1:23.780	24	1:05.236	1:25.475	24	1:09.465	1:24.397	19	1:13.461	1:25.968
83	1:06.496	1:24.301	10	1:01.935	1:24.723	10	1:06.476	1:24.932	10	1:10.544	1:24.236	24	1:14.424	1:26.406
			83	1:10.460	1:24.309	83	1:15.294	1:25.225				10	1:14.861	1:25.764

Weather/Track: Bright/Dry

www.mstworld.com

Page 3 of 4

Donington Park  
Circuit Length = 1.9790 miles.  
Start: 11:23 End: 11:47

Printed - 11:50 Sunday, 04 May 2014

### HSCC Historic Formula 3

### RACE 6 - LAP CHART - Donington Park - 3/4/5 May 2014

(contd.)

Lap 16			Lap 17			Lap 18			Lap 19			Lap 20		
No	Behind	Laptime	No	Behind	Laptime	No	Behind	Laptime	No	Behind	Laptime	No	Behind	Laptime
27		1:19.458	27		1:21.190	27		1:19.173						
83	1 LAP	1:26.629	19	1 LAP	1:27.891	78	1 LAP	1:24.404						
26	12.011	1:20.037	10	1 LAP	1:26.720	19	1 LAP	1:24.597						
65	23.835	1:21.201	24	1 LAP	1:27.445	10	1 LAP	1:25.524						
34	24.130	1:21.023	26	12.498	1:21.677	24	1 LAP	1:26.480						
22	25.729	1:22.029	83	1 LAP	1:28.043	26	15.249	1:21.924						
52	37.658	1:23.955	34	24.896	1:21.956	83	1 LAP	1:28.165						
67	2 LAPS	1:29.338	22	26.022	1:21.483	34	28.655	1:22.932						
71	41.556	1:22.532	65	28.394	1:25.749	22	29.592	1:22.743						
55	42.754	1:22.056	52	39.220	1:22.752	65	31.068	1:21.847						
6	43.950	1:21.457	71	42.589	1:22.223	52	43.235	1:23.188						
50	1:08.504	1:24.988	55	43.292	1:21.728	71	44.719	1:21.303						
78	1:19.051	1:25.464	6	45.084	1:22.324	55	45.793	1:21.674						
			67	2 LAPS	1:32.217	6	47.848	1:21.937						
			50	1:11.724	1:24.410	67	2 LAPS	1:28.468						
						50	1:17.593	1:25.042						

Weather/Track: Bright/Dry

www.mstworld.com

Page 4 of 4

Donington Park  
Circuit Length = 1.9790 miles.  
Start: 11:23 End: 11:47

Printed - 11:50 Sunday, 04 May 2014

# Historic Touring Car Challenge for 1966-85 Touring Cars

## RACE 7 - CLASSIFICATION - Donington Park - 3/4/5 May 2014

POS	NO	CL	DRIVER	CAR	TIME	LAPS	GAP	MPH	BEST
1	47	1C	Scragg/Nicoll-Jones	Jaguar Broadspeed XJ12C	30:07.170	22		86.66	1:17.505
2	27	3C	Postins	Rover TWR Vitesse	31:01.638	22	54.468	84.13	1:19.778
3	34	3A	Watts**/Swift	MG Metro Turbo	31:17.059	22	1:09.889	83.44	1:20.398
4	2	3C	Young/Smith	Jaguar TWR XJS	30:25.709	21	1 LAP	81.88	1:18.214
5	30	1C	Thomas	Ford Capri	30:59.403	21	1 LAP	80.40	1:24.957
6	17	3C	Williams/Williams	Rover SD1	31:03.606	21	1 LAP	80.22	1:22.685
7	25	1B	Robinson/Gravett	Triumph Dolomite Sprint	31:16.213	21	1 LAP	79.68	1:25.218
8	14	1C	Wood	Ford Capri	30:17.789	20	2 LAPS	78.32	1:26.838
9	22	1B	Edwards/Edwards	Triumph Dolomite Sprint	31:29.902	20	2 LAPS	75.33	1:28.706
10	20	2C	Keen/Blackburn	Ford Capri	30:18.235	19	3 LAPS	74.38	1:26.813
11	6	1B	Giles/Strachan	Rover P6	30:37.005	19	3 LAPS	73.62	1:26.947
12	85	1B	Green/Lewis	Triumph Dolomite Sprint	30:57.303	19	3 LAPS	72.82	1:31.805
13	11	1B	Allen/Bailey-Watts	Alfa Romeo 2000GTV	30:17.160	18	4 LAPS	70.51	1:33.841
NOT CLASSIFIED									
21	1C	Ratcliff/Dawson	Ford Capri	13:41.147	9	D.N.F.	77.95	1:23.539	
3	2C	Soper/Young	Ford Capri	8:32.048	6	D.N.F.	83.26	1:17.802	
FASTEST LAP									
47	1C	Scragg/Nicoll-Jones	Jaguar Broadspeed XJ12C	1:17.505	2	91.92mph	147.93kph		
3	2C	Soper/Young	Ford Capri	1:17.802	5	91.57mph	147.36kph		
2	3C	Young/Smith	Jaguar TWR XJS	1:18.214	18	91.08mph	146.59kph		
34	3A	Watts**/Swift	MG Metro Turbo	1:20.398	3	88.61mph	142.61kph		
25	1B	Robinson/Gravett	Triumph Dolomite Sprint	1:25.218	5	83.60mph	134.54kph		

\*\*CAR 34 - Transponder working intermittently

Weather/Track: Bright/Dry

These results are provisional until the conclusion of any judicial and technical matters.

Donington Park

Circuit Length = 1.9790 miles.

Start: 11:59 End: 12:29

Clerk of the Course:

Timekeeper:



## Historic Touring Car Challenge for 1966-85 Touring Cars

### RACE 7 - LAP ANALYSIS - Donington Park - 3/4/5 May 2014

<b>2</b>	<b>Young/Smith</b>	Jaguar TWR XJS			
1 - 1:26.861	6 - 1:20.148	11 - 1:19.435	16 - 1:19.478	21 - 1:18.616	
2 - 1:20.972	7 - 1:20.623	12 - 1:19.457	17 - 1:19.696		
3 - 1:20.499	8 - 1:24.853P	13 - 1:19.641	18 - <b>1:18.214</b>		
4 - 1:20.052	9 - 3:43.656	14 - 1:18.928	19 - 1:18.856		
5 - 1:19.359	10 - 1:19.162	15 - 1:18.665	20 - 1:18.538		
<b>3</b>	<b>Soper/Young</b>	Ford Capri			
1 - 1:49.952	6 - 1:26.413P				
2 - 1:19.480					
3 - 1:19.236					
4 - 1:19.165					
5 - <b>1:17.802</b>					
<b>6</b>	<b>Giles/Strachan</b>	Rover P6			
1 - 1:33.975	6 - 1:33.365	11 - 1:27.907	16 - 1:30.290		
2 - 1:27.960	7 - 1:30.318	12 - 1:32.407	17 - 1:29.365		
3 - <b>1:26.947</b>	8 - 1:29.770	13 - 1:29.447	18 - 1:30.428		
4 - 1:36.421P	9 - 1:27.305	14 - 1:32.203	19 - 1:30.646		
5 - 3:26.913	10 - 1:28.947	15 - 1:32.391			
<b>11</b>	<b>Allen/Bailey-Watts</b>	Alfa Romeo 2000GTV			
1 - 1:42.985	6 - 1:35.099	11 - 3:06.071	16 - 1:33.849		
2 - 1:36.107	7 - 1:34.405	12 - 1:36.809	17 - 1:34.162		
3 - 1:36.146	8 - <b>1:33.841</b>	13 - 1:34.461	18 - 1:35.418		
4 - 1:35.296	9 - 1:37.953	14 - 1:34.415			
5 - 1:36.068	10 - 1:40.126P	15 - 1:33.949			
<b>14</b>	<b>Wood</b>	Ford Capri			
1 - 1:36.605	6 - 1:27.009	11 - 1:34.646P	16 - 1:27.627		
2 - <b>1:26.838</b>	7 - 1:27.419	12 - 2:17.236	17 - 1:27.340		
3 - 1:27.279	8 - 1:27.844	13 - 1:27.896	18 - 1:27.003		
4 - 1:26.874	9 - 1:29.414	14 - 1:27.427	19 - 1:27.276		
5 - 1:27.465	10 - 1:29.181	15 - 1:27.642	20 - 1:27.768		
<b>17</b>	<b>Williams/Williams</b>	Rover SD1			
1 - 1:30.206	6 - 1:23.272	11 - 2:15.451	16 - 1:30.532	21 - 1:51.067	
2 - 1:24.907	7 - <b>1:22.685</b>	12 - 1:23.268	17 - 1:25.646		
3 - 1:25.908	8 - 1:23.244	13 - 1:23.856	18 - 1:25.347		
4 - 1:22.715	9 - 1:23.188	14 - 1:22.932	19 - 1:24.342		
5 - 1:23.306	10 - 1:32.537P	15 - 1:24.651	20 - 1:24.546		

\*\*CAR 34 - Transponder working intermittently  
Weather/Track: Bright/Dry

**Historic Touring Car Challenge for 1966-85 Touring Cars**  
**RACE 7 - LAP ANALYSIS - Donington Park - 3/4/5 May 2014**  
 (contd.)

<b>20</b>	<b>Keen/Blackburn</b>	Ford Capri			
1 - 1:33.069	6 - 3:32.231	11 - <b>1:26.813</b>	16 - 1:28.271		
2 - 1:27.702	7 - 1:28.979	12 - 1:29.292	17 - 1:27.541		
3 - 1:27.898	8 - 1:27.997	13 - 1:28.548	18 - 1:29.118		
4 - 1:28.207	9 - 1:26.913	14 - 1:28.849	19 - 1:27.589		
5 - 1:42.645P	10 - 1:27.975	15 - 1:28.598			
<b>21</b>	<b>Ratcliff/Dawson</b>	Ford Capri			
1 - 1:31.490	6 - 1:23.972				
2 - 1:24.492	7 - <b>1:23.539</b>				
3 - 1:27.171	8 - 1:23.637				
4 - 1:25.925	9 - 2:16.119P				
5 - 1:24.802					
<b>22</b>	<b>Edwards/Edwards</b>	Triumph Dolomite Sprint			
1 - 1:32.222	6 - 1:29.288	11 - 1:33.252P	16 - 1:32.194		
2 - 1:29.441	7 - 1:29.335	12 - 2:46.411	17 - 1:30.778		
3 - 1:29.370	8 - 1:29.628	13 - 1:32.961	18 - 1:30.771		
4 - 1:29.650	9 - 1:29.455	14 - 1:31.962	19 - 1:31.548		
5 - <b>1:28.706</b>	10 - 1:29.186	15 - 1:33.031	20 - 1:30.713		
<b>25</b>	<b>Robinson/Gravett</b>	Triumph Dolomite Sprint			
1 - 1:31.305	6 - 1:25.770	11 - 1:32.705P	16 - 1:28.519	21 - 1:26.836	
2 - 1:26.485	7 - 1:25.561	12 - 2:05.448	17 - 1:28.628		
3 - 1:25.684	8 - 1:25.466	13 - 1:28.119	18 - 1:27.997		
4 - 1:26.844	9 - 1:26.180	14 - 1:27.941	19 - 1:27.703		
5 - <b>1:25.218</b>	10 - 1:28.721	15 - 1:28.055	20 - 1:27.028		
<b>27</b>	<b>Postins</b>	Rover TWR Vitesse			
1 - 1:28.947	6 - 1:20.315	11 - 1:21.792	16 - 1:21.757	21 - 1:24.820	
2 - 1:21.016	7 - 1:21.632	12 - 1:21.440	17 - 1:21.594	22 - 1:26.495	
3 - 1:20.393	8 - 1:25.026P	13 - 1:21.545	18 - 1:22.425		
4 - 1:21.104	9 - 2:11.207	14 - 1:20.669	19 - 1:23.878		
5 - 1:19.844	10 - 1:22.230	15 - <b>1:19.778</b>	20 - 1:23.731		
<b>30</b>	<b>Thomas</b>	Ford Capri			
1 - 1:29.510	6 - 1:25.064	11 - 1:31.898P	16 - 1:26.482	21 - 1:26.016	
2 - 1:26.082	7 - 1:25.524	12 - 2:08.843	17 - 1:25.696		
3 - 1:26.933	8 - 1:26.266	13 - 1:27.355	18 - 1:26.659		
4 - 1:26.136	9 - 1:26.003	14 - 1:25.962	19 - 1:25.838		
5 - 1:25.966	10 - 1:25.380	15 - 1:26.833	20 - <b>1:24.957</b>		

\*\*CAR 34 - Transponder working intermittently  
 Weather/Track: Bright/Dry

**Historic Touring Car Challenge for 1966-85 Touring Cars**  
**RACE 7 - LAP ANALYSIS - Donington Park - 3/4/5 May 2014**  
 (contd.)

<b>34</b>	<b>Watts**/Swift</b>	<b>MG Metro Turbo</b>							
1 -	1:27.896	6 -	1:21.181	11 -	1:22.427	16 -	1:24.998	21 -	1:24.390
2 -	1:21.473	7 -	1:22.138	12 -	1:22.020	17 -	1:24.122	22 -	1:23.511
3 -	<b>1:20.398</b>	8 -	1:21.728	13 -	1:24.086P	18 -	1:24.040		
4 -	1:22.816	9 -	1:20.742	14 -	2:10.786	19 -	1:23.930		
5 -	1:21.610	10 -	1:21.489	15 -	1:27.519	20 -	1:23.759		
<b>47</b>	<b>Scragg/Nicoll-Jones</b>	<b>Jaguar Broadspeed XJ12C</b>							
1 -	1:21.586	6 -	1:20.871	11 -	1:17.510	16 -	1:17.814	21 -	1:21.856
2 -	<b>1:17.505</b>	7 -	1:21.424	12 -	1:25.555P	17 -	1:19.048	22 -	1:22.402
3 -	1:18.139	8 -	1:18.768	13 -	2:09.588	18 -	1:18.853		
4 -	1:17.740	9 -	1:18.285	14 -	1:19.454	19 -	1:21.234		
5 -	1:19.312	10 -	1:19.489	15 -	1:19.529	20 -	1:21.208		
<b>85</b>	<b>Green/Lewis</b>	<b>Triumph Dolomite Sprint</b>							
1 -	1:38.707	6 -	1:33.354	11 -	1:34.234	16 -	1:31.834		
2 -	1:33.308	7 -	1:38.179P	12 -	1:32.033	17 -	1:32.820		
3 -	1:33.083	8 -	2:55.919	13 -	<b>1:31.805</b>	18 -	1:32.050		
4 -	1:33.581	9 -	1:32.688	14 -	1:31.828	19 -	1:31.887		
5 -	1:32.375	10 -	1:34.899	15 -	1:32.719				

\*\*CAR 34 - Transponder working intermittently  
 Weather/Track: Bright/Dry

**Historic Touring Car Challenge for 1966-85 Touring Cars**  
**RACE 7 - LAP CHART - Donington Park - 3/4/5 May 2014**

Lap 1			Lap 2			Lap 3			Lap 4			Lap 5		
No	Behind	Laptime	No	Behind	Laptime	No	Behind	Laptime	No	Behind	Laptime	No	Behind	Laptime
47		1:21.586	47		1:17.505	47		1:18.139	47		1:17.740	47		1:19.312
2	5.275	1:26.861	2	8.742	1:20.972	2	11.102	1:20.499	2	13.414	1:20.052	2	13.461	1:19.359
34	6.310	1:27.896	34	10.278	1:21.473	34	12.537	1:20.398	27	16.490	1:21.104	27	17.022	1:19.844
27	7.361	1:28.947	27	10.872	1:21.016	27	13.126	1:20.393	34	17.613	1:22.816	34	19.911	1:21.610
30	7.924	1:29.510	17	16.022	1:24.907	17	23.791	1:25.908	17	28.766	1:22.715	3	31.353	1:17.802
17	8.620	1:30.206	30	16.501	1:26.082	30	25.295	1:26.933	3	32.863	1:19.165	17	32.760	1:23.306
25	9.719	1:31.305	21	16.891	1:24.492	21	25.923	1:27.171	30	33.691	1:26.136	21	39.598	1:24.802
21	9.904	1:31.490	25	18.699	1:26.485	25	26.244	1:25.684	21	34.108	1:25.925	30	40.345	1:25.966
22	10.636	1:32.222	20	21.680	1:27.702	20	31.439	1:27.898	25	35.348	1:26.844	25	41.254	1:25.218
20	11.483	1:33.069	22	22.572	1:29.441	3	31.438	1:19.236	20	41.906	1:28.207	14	50.779	1:27.465
6	12.389	1:33.975	6	22.844	1:27.960	6	31.652	1:26.947	14	42.626	1:26.874	22	55.107	1:28.706
14	15.019	1:36.605	14	24.352	1:26.838	14	33.492	1:27.279	22	45.713	1:29.650	20	1:05.239	1:42.645P
85	17.121	1:38.707	3	30.341	1:19.480	22	33.803	1:29.370	6	50.333	1:36.421P	85	1:16.772	1:32.375
11	21.399	1:42.985	85	32.924	1:33.308	85	47.868	1:33.083	85	1:03.709	1:33.581			
3	28.366	1:49.952	11	40.001	1:36.107	11	58.008	1:36.146	11	1:15.564	1:35.296			

**\*\*CAR 34 - Transponder working intermittently**  
**Weather/Track: Bright/Dry**

**Historic Touring Car Challenge for 1966-85 Touring Cars**  
**RACE 7 - LAP CHART - Donington Park - 3/4/5 May 2014**  
 (contd.)

Lap 6			Lap 7			Lap 8			Lap 9			Lap 10		
No	Behind	Laptime	No	Behind	Laptime	No	Behind	Laptime	No	Behind	Laptime	No	Behind	Laptime
47		1:20.871	47		1:21.424	47		1:18.768	47		1:18.285	47		1:19.489
11	1 LAP	1:36.068	85	1 LAP	1:33.354	2	18.022	1:24.853P	22	1 LAP	1:29.628	14	1 LAP	1:29.414
2	12.738	1:20.148	2	11.937	1:20.623	27	22.932	1:25.026P	34	26.352	1:20.742	22	1 LAP	1:29.455
27	16.466	1:20.315	6	2 LAPS	3:26.913	34	23.895	1:21.728	6	2 LAPS	1:30.318	21	1 LAP	2:16.119P
34	20.221	1:21.181	27	16.674	1:21.632	85	1 LAP	1:38.179P	17	45.801	1:23.188	34	28.352	1:21.489
17	35.161	1:23.272	34	20.935	1:22.138	6	2 LAPS	1:33.365	20	2 LAPS	1:28.979	85	2 LAPS	2:55.919
3	36.895	1:26.413P	11	1 LAP	1:35.099	20	2 LAPS	3:32.231	11	1 LAP	1:33.841	6	2 LAPS	1:29.770
21	42.699	1:23.972	17	36.422	1:22.685	11	1 LAP	1:34.405	30	1:03.854	1:26.003	20	2 LAPS	1:27.997
30	44.538	1:25.064	21	44.814	1:23.539	17	40.898	1:23.244	25	1:04.883	1:26.180	17	58.849	1:32.537P
25	46.153	1:25.770	30	48.638	1:25.524	21	49.683	1:23.637	27	1:15.854	2:11.207	30	1:09.745	1:25.380
14	56.917	1:27.009	25	50.290	1:25.561	30	56.136	1:26.266				25	1:14.115	1:28.721
22	1:03.524	1:29.288	14	1:02.912	1:27.419	25	56.988	1:25.466				11	1 LAP	1:37.953
			22	1:11.435	1:29.335	14	1:11.988	1:27.844						

**\*\*CAR 34 - Transponder working intermittently**  
**Weather/Track: Bright/Dry**

**Historic Touring Car Challenge for 1966-85 Touring Cars**  
**RACE 7 - LAP CHART - Donington Park - 3/4/5 May 2014**  
 (contd.)

Lap 11			Lap 12			Lap 13			Lap 14			Lap 15		
No	Behind	Laptime	No	Behind	Laptime	No	Behind	Laptime	No	Behind	Laptime	No	Behind	Laptime
47		1:17.510	47		1:25.555P	34		1:24.086P	47		1:19.454	47		1:19.529
27	1 LAP	1:22.230	2	2 LAPS	1:19.162	17	1 LAP	1:23.268	30	1 LAP	1:27.355	22	2 LAPS	1:32.961
2	2 LAPS	3:43.656	25	1 LAP	1:32.705P	30	1 LAP	2:08.843	25	1 LAP	1:28.119	11	3 LAPS	1:36.809
14	1 LAP	1:29.181	11	2 LAPS	1:40.126P	25	1 LAP	2:05.448	2	1 LAP	1:19.641	30	1 LAP	1:25.962
22	1 LAP	1:29.186	14	1 LAP	1:34.646P	47	15.768	2:09.588	27	31.934	1:20.669	25	1 LAP	1:27.941
34	33.269	1:22.427	34	29.734	1:22.020	6	2 LAPS	1:27.907	20	2 LAPS	1:29.292	2	1 LAP	1:18.928
85	2 LAPS	1:32.688	17	1 LAP	2:15.451	20	2 LAPS	1:26.813	34	35.564	2:10.786	27	32.183	1:19.778
6	2 LAPS	1:27.305	22	1 LAP	1:33.252P	2	1 LAP	1:19.457	6	2 LAPS	1:32.407	20	2 LAPS	1:28.548
20	2 LAPS	1:26.913	6	2 LAPS	1:28.947	27	46.487	1:21.545	14	1 LAP	1:27.896	34	43.554	1:27.519
27	1:22.877	1:21.792	20	2 LAPS	1:27.975	14	1 LAP	2:17.236	85	2 LAPS	1:32.033	6	2 LAPS	1:29.447
30	1:24.133	1:31.898P	85	2 LAPS	1:34.899	85	2 LAPS	1:34.234	17	1:12.249	1:22.932	14	1 LAP	1:27.427
			27	1:18.762	1:21.440	11	2 LAPS	3:06.071				85	2 LAPS	1:31.805
			2	1 LAP	1:19.435	17	1:24.539	1:23.856				17	1:17.371	1:24.651
						22	1 LAP	2:46.411						

**\*\*CAR 34 - Transponder working intermittently**  
**Weather/Track: Bright/Dry**

**Historic Touring Car Challenge for 1966-85 Touring Cars**  
**RACE 7 - LAP CHART - Donington Park - 3/4/5 May 2014**  
 (contd.)

Lap 16			Lap 17			Lap 18			Lap 19			Lap 20		
No	Behind	Laptime	No	Behind	Laptime	No	Behind	Laptime	No	Behind	Laptime	No	Behind	Laptime
47		1:17.814	47		1:19.048	47		1:18.853	47		1:21.234	47		1:21.208
22	2 LAPS	1:31.962	17	1 LAP	1:30.532	85	3 LAPS	1:32.719	6	3 LAPS	1:30.290	6	3 LAPS	1:29.365
30	1 LAP	1:26.833	30	1 LAP	1:26.482	17	1 LAP	1:25.646	85	3 LAPS	1:31.834	17	1 LAP	1:24.342
11	3 LAPS	1:34.461	2	1 LAP	1:19.478	2	1 LAP	1:19.696	17	1 LAP	1:25.347	2	1 LAP	1:18.856
25	1 LAP	1:28.055	22	2 LAPS	1:33.031	30	1 LAP	1:25.696	2	1 LAP	1:18.214	85	3 LAPS	1:32.820
2	1 LAP	1:18.665	25	1 LAP	1:28.519	27	42.244	1:22.425	30	1 LAP	1:26.659	30	1 LAP	1:25.838
27	36.126	1:21.757	11	3 LAPS	1:34.415	22	2 LAPS	1:32.194	27	44.888	1:23.878	27	47.411	1:23.731
34	50.738	1:24.998	27	38.672	1:21.594	25	1 LAP	1:28.628	25	1 LAP	1:27.997	25	1 LAP	1:27.703
20	2 LAPS	1:28.849	34	55.812	1:24.122	11	3 LAPS	1:33.949	22	2 LAPS	1:30.778	22	2 LAPS	1:30.771
14	1 LAP	1:27.642	20	2 LAPS	1:28.598	34	1:00.999	1:24.040	34	1:03.695	1:23.930	34	1:06.246	1:23.759
6	2 LAPS	1:32.203	14	1 LAP	1:27.627	20	2 LAPS	1:28.271	11	3 LAPS	1:33.849	11	3 LAPS	1:34.162
85	2 LAPS	1:31.828	6	2 LAPS	1:32.391	14	1 LAP	1:27.340	20	2 LAPS	1:27.541			
									14	1 LAP	1:27.003			

**\*\*CAR 34 - Transponder working intermittently**  
**Weather/Track: Bright/Dry**

**Historic Touring Car Challenge for 1966-85 Touring Cars**  
**RACE 7 - LAP CHART - Donington Park - 3/4/5 May 2014**  
 (contd.)

Lap 21			Lap 22			Lap 23			Lap 24			Lap 25		
No	Behind	Laptime	No	Behind	Laptime	No	Behind	Laptime	No	Behind	Laptime	No	Behind	Laptime
47		1:21.856	47		1:22.402									
14	2 LAPS	1:27.276	11	4 LAPS	1:35.418									
20	3 LAPS	1:29.118	14	2 LAPS	1:27.768									
6	3 LAPS	1:30.428	20	3 LAPS	1:27.589									
2	1 LAP	1:18.538	2	1 LAP	1:18.616									
17	1 LAP	1:24.546	6	3 LAPS	1:30.646									
85	3 LAPS	1:32.050	85	3 LAPS	1:31.887									
30	1 LAP	1:24.957	30	1 LAP	1:26.016									
27	50.375	1:24.820	27	54.468	1:26.495									
25	1 LAP	1:27.028	17	1 LAP	1:51.067									
34	1:08.780	1:24.390	25	1 LAP	1:26.836									
22	2 LAPS	1:31.548	34	1:09.889	1:23.511									
			22	2 LAPS	1:30.713									

**\*\*CAR 34 - Transponder working intermittently**  
**Weather/Track: Bright/Dry**



# RAC Woodcote Trophy

## RACE 8 - CLASSIFICATION - Donington Park - 3/4/5 May 2014

POS	NO	CL	DRIVER(S)	CAR	TIME	LAPS	GAP	MPH	BEST
1	11	4A	Wakeman/Blakeney Edwards	Cooper T38	1:00:38.787	42		82.20	1:24.359
2	5	4A	Monteverde/Pearson	Jaguar D-type	1:00:51.584	42	12.797	81.91	1:24.329
3	6	2	Ure	Cooper Bristol T24/25	1:01:42.997	41	1 LAP	78.85	1:26.812
4	24	2	Harrison/Watts	Cooper Bristol T25	1:01:44.282	41	1 LAP	78.82	1:26.259
5	9	4A	Eastwick	Jaguar D-type	1:01:49.957	41	1 LAP	78.70	1:27.265
6	22	3A	Le Blanc	Austin-Healey 100S	1:01:09.599	40	2 LAPS	77.62	1:28.686
7	34	3	Midgley/Woodgate	Aston Martin DB3	1:01:37.877	40	2 LAPS	77.03	1:29.109
8	10	4	Rich/Butler	Jaguar C-type	1:01:43.846	40	2 LAPS	76.91	1:29.145
9	550	3A	Welch/Corfield	Austin-Healey 100/4	1:01:59.387	40	2 LAPS	76.58	1:28.852
10	4	2	Champion/Stretton	Frazer Nash Mille Miglia	1:00:48.603	39	3 LAPS	76.12	1:30.582
11	18	3A	Rawe	Austin-Healey 100M	1:01:31.426	39	3 LAPS	75.23	1:31.288
12	8	3A	Muller	Aston Martin DB3S	1:01:55.258	39	3 LAPS	74.75	1:31.846
13	16	3	Jolly	Aston Martin DB2	1:02:12.924	39	3 LAPS	74.40	1:31.755
14	25	3	Ruddell	Aston Martin DB2/4 Mkl	1:01:09.521	38	4 LAPS	73.74	1:32.977
15	56	3A	Nyblaeus	Austin-Healey 100M	1:01:10.600	38	4 LAPS	73.72	1:33.246
16	134	3A	Turner	Austin-Healey Special Test Car	1:00:41.104	37	5 LAPS	72.36	1:34.900
17	36	3	Batchelor	Aston Martin DB2/4	1:01:17.895	37	5 LAPS	71.64	1:35.785
18	2	3	Muller	Aston Martin DB3 Coupe	1:00:55.828	36	6 LAPS	70.12	1:35.990
19	30	3	Guest	RGS Atalanta	1:01:32.431	36	6 LAPS	69.43	1:36.885
20	41	3A	Large	Austin-Healey 100S	1:01:59.513	36	6 LAPS	68.92	1:37.905
21	57	3A	Welch/Verrey	Austin-Healey 100M	53:52.392	33	9 LAPS	72.70	1:33.138
22	44	3A	Thorne/Bennett-Baggs	Austin-Healey 100M	54:18.443	33	9 LAPS	72.11	1:30.578
23	51	4	Mann	Alfa Romeo 6C Disco Volante	1:01:04.987	32	10 LAPS	62.17	1:34.868

### NOT CLASSIFIED

23	4		Cannell/Wood	RGS Atalanta	30:03.127	18	D.N.F.	71.05	1:29.281
21	4A		Wyndham	Jaguar D-Type	19:14.836	13	D.N.F.	80.10	1:27.192
12	4A		Cusson	Jaguar C-type	21:26.724	13	D.N.F.	71.89	1:28.429
7	4A		Pearson/Pearson	Jaguar D-type	31:29.791	11	D.N.F.	41.41	1:26.783
121	3		Allen/Bailey Watts	Aston Martin DB2 LW Le Mans	19:22.134	7	D.N.F.	42.81	1:40.214
1	3A		Bourne/Paul	Lotus Mk X	7:23.802	5	D.N.F.	80.01	1:25.628
52	3		Galliers-Pratt	Frazer Nash Targa Florio	8:25.261	5	D.N.F.	70.28	1:36.069

### FASTEST LAP

5	4A		Monteverde/Pearson	Jaguar D-type	1:24.329	42	84.48mph	135.96kph
1	3A		Bourne/Paul	Lotus Mk X	1:25.628	4	83.20mph	133.90kph
24	2		Harrison/Watts	Cooper Bristol T25	1:26.259	41	82.59mph	132.92kph
34	3		Midgley/Woodgate	Aston Martin DB3	1:29.109	18	79.95mph	128.66kph
10	4		Rich/Butler	Jaguar C-type	1:29.145	6	79.91mph	128.61kph

Weather/Track: Bright/Dry

These results are provisional until the conclusion of any judicial and technical matters.

Donington Park  
Circuit Length = 1.9790 miles.  
Start: 13:22 End: 14:23

Clerk of the Course:	Timekeeper:
----------------------	-------------

# RAC Woodcote Trophy

## RACE 8 - LAP ANALYSIS - Donington Park - 3/4/5 May 2014

<b>1</b>	<b>Bourne/Paul</b>	<b>Lotus Mk X</b>			
1 - 1:33.206 2 - 1:26.612 3 - 1:26.557 4 - <b>1:25.628</b> 5 - 1:31.799P					
<b>2</b>	<b>Muller</b>	<b>Aston Martin DB3 Coupe</b>			
1 - 1:56.848    11 - 1:37.304    21 - 1:38.933    31 - 1:37.844 2 - 1:39.002    12 - 1:42.572    22 - 1:36.939    32 - 1:36.786 3 - 1:40.269    13 - 1:41.624    23 - 1:38.350    33 - 2:03.624 4 - 1:37.743    14 - 1:39.467    24 - 1:37.146    34 - 1:41.307 5 - 1:37.536    15 - 1:39.304    25 - 1:38.278    35 - 1:40.363 6 - 1:40.403    16 - 1:40.544    26 - 1:36.758    36 - 1:39.623 7 - 1:37.503    17 - 1:44.919P    27 - 1:37.115 8 - 1:37.644    18 - 2:33.909    28 - 1:37.600 9 - 1:38.132    19 - <b>1:35.990</b> 29 - 1:37.618 10 - 1:41.977    20 - 1:36.761    30 - 1:38.093					
<b>4</b>	<b>Champion/Stretton</b>	<b>Frazer Nash Mille Miglia</b>			
1 - 1:41.062    11 - 1:32.856    21 - 1:31.495    31 - 1:30.823 2 - 1:33.754    12 - 1:33.700    22 - 1:33.085    32 - 1:31.095 3 - 1:34.414    13 - 1:34.237    23 - 1:33.569    33 - 1:31.405 4 - 1:33.529    14 - 1:33.996    24 - 1:30.617    34 - 1:30.722 5 - 1:32.889    15 - 1:35.578    25 - 1:32.228    35 - 1:31.250 6 - 1:34.056    16 - 1:34.625    26 - 1:31.646    36 - 1:31.507 7 - 1:34.279    17 - 1:32.912    27 - 1:30.717    37 - 1:30.690 8 - 1:32.373    18 - 1:33.012    28 - 1:31.737    38 - 1:30.785 9 - 1:33.087    19 - 1:39.243P    29 - <b>1:30.582</b> 39 - 1:31.620 10 - 1:32.800    20 - 1:58.494    30 - 1:32.134					
<b>5</b>	<b>Monteverde/Pearson</b>	<b>Jaguar D-type</b>			
1 - 1:31.856    11 - 1:25.314    21 - 1:25.943    31 - 1:24.450    41 - 1:25.801 2 - 1:26.973    12 - 1:25.795    22 - 1:26.568    32 - 1:24.703    42 - <b>1:24.329</b> 3 - 1:26.355    13 - 1:25.734    23 - 1:24.739    33 - 1:25.353 4 - 1:25.697    14 - 1:27.868    24 - 1:24.968    34 - 1:25.252 5 - 1:25.739    15 - 1:26.689    25 - 1:26.083    35 - 1:25.604 6 - 1:26.750    16 - 1:26.983    26 - 1:24.933    36 - 1:24.924 7 - 1:25.414    17 - 1:27.677    27 - 1:24.657    37 - 1:25.076 8 - 1:25.794    18 - 1:31.262P    28 - 1:25.271    38 - 1:25.040 9 - 1:26.918    19 - 2:07.028    29 - 1:24.953    39 - 1:26.942 10 - 1:25.306    20 - 1:25.482    30 - 1:24.839    40 - 1:24.522					

Weather/Track: Bright/Dry

www.mstworld.com

Page 1 of 8

Donington Park  
Circuit Length = 1.9790 miles.  
Start: 13:22    End: 14:23

Printed - 14:27 Sunday, 04 May 2014

# RAC Woodcote Trophy

## RACE 8 - LAP ANALYSIS - Donington Park - 3/4/5 May 2014

(contd.)

<b>6</b>	<b>Ure</b>	Cooper Bristol T24/25			
1 - 1:33.590	11 - 1:28.771	21 - 1:28.608	31 - 1:28.367	41 - 1:29.396	
2 - 1:28.276	12 - 1:27.703	22 - 1:27.429	32 - 1:28.810		
3 - 1:27.431	13 - 1:27.513	23 - 1:29.657	33 - 1:28.588		
4 - 1:27.315	14 - 1:30.510	24 - 1:27.164	34 - 1:27.152		
5 - <b>1:26.812</b>	15 - 1:31.320	25 - 1:29.712	35 - 1:28.184		
6 - 1:26.844	16 - 1:30.450	26 - 1:29.133	36 - 1:28.967		
7 - 1:27.386	17 - 1:31.471	27 - 1:29.375	37 - 1:31.861		
8 - 1:29.338	18 - 1:34.301P	28 - 1:29.445	38 - 1:29.798		
9 - 1:27.829	19 - 2:18.641	29 - 1:28.151	39 - 1:30.729		
10 - 1:29.188	20 - 1:28.520	30 - 1:28.361	40 - 1:30.901		
<b>7</b>	<b>Pearson/Pearson</b>	Jaguar D-type			
1 - 6:38.818P	6 - 1:34.790P	11 - 2:09.008P			
2 - 6:41.611P	7 - 2:41.150				
3 - 4:22.276	8 - 1:27.596				
4 - 1:29.340	9 - <b>1:26.783</b>				
5 - 1:30.406	10 - 1:28.013				
<b>8</b>	<b>Muller</b>	Aston Martin DB3S			
1 - 1:41.886	11 - 1:32.619	21 - 1:32.457	31 - 1:34.417		
2 - 1:34.096	12 - 1:32.312	22 - 1:34.630	32 - 1:34.077		
3 - 1:34.116	13 - 1:34.259	23 - 1:32.959	33 - 1:34.369		
4 - 1:32.110	14 - 1:33.724	24 - 1:33.139	34 - 1:33.665		
5 - 1:32.653	15 - 1:33.952	25 - 1:33.487	35 - 1:37.069		
6 - 1:32.179	16 - 1:39.956P	26 - 1:32.728	36 - 1:34.556		
7 - <b>1:31.846</b>	17 - 2:26.231	27 - 1:32.755	37 - 1:34.097		
8 - 1:32.643	18 - 1:34.116	28 - 1:33.137	38 - 1:34.580		
9 - 1:33.632	19 - 1:32.638	29 - 1:33.382	39 - 1:34.838		
10 - 1:33.137	20 - 1:34.189	30 - 1:32.622			
<b>9</b>	<b>Eastwick</b>	Jaguar D-type			
1 - 1:45.376	11 - 1:28.392	21 - 1:28.280	31 - 1:27.422	41 - 1:28.437	
2 - 1:32.159	12 - 1:28.767	22 - <b>1:27.265</b>	32 - 1:28.527		
3 - 1:28.896	13 - 1:32.221	23 - 1:27.978	33 - 1:28.843		
4 - 1:27.997	14 - 1:29.135	24 - 1:28.836	34 - 1:27.745		
5 - 1:28.437	15 - 1:28.241	25 - 1:30.121	35 - 1:28.354		
6 - 1:28.422	16 - 1:28.214	26 - 1:28.608	36 - 1:27.300		
7 - 1:28.730	17 - 1:28.721	27 - 1:27.740	37 - 1:31.234		
8 - 1:30.079	18 - 1:34.742P	28 - 1:27.714	38 - 1:27.984		
9 - 1:27.699	19 - 2:20.836	29 - 1:27.652	39 - 1:27.920		
10 - 1:28.083	20 - 1:29.212	30 - 1:30.036	40 - 1:27.602		

Weather/Track: Bright/Dry

www.mstworld.com

Page 2 of 8

Donington Park  
Circuit Length = 1.9790 miles.  
Start: 13:22 End: 14:23

Printed - 14:27 Sunday, 04 May 2014

# RAC Woodcote Trophy

## RACE 8 - LAP ANALYSIS - Donington Park - 3/4/5 May 2014

(contd.)

<b>10</b>	<b>Rich/Butler</b>	<b>Jaguar C-type</b>			
1 - 1:35.695	11 - 1:33.126	21 - 1:30.841	31 - 1:32.621		
2 - 1:31.521	12 - 1:29.170	22 - 1:30.037	32 - 1:29.863		
3 - 1:30.871	13 - 1:30.620	23 - 1:29.497	33 - 1:30.123		
4 - 1:31.378	14 - 1:33.612	24 - 1:32.899	34 - 1:32.443		
5 - 1:29.871	15 - 1:31.082	25 - 1:30.745	35 - 1:31.246		
6 - <b>1:29.145</b>	16 - 1:36.442P	26 - 1:32.658	36 - 1:32.699		
7 - 1:30.926	17 - 2:19.839	27 - 1:29.604	37 - 1:30.245		
8 - 1:31.303	18 - 1:31.735	28 - 1:29.425	38 - 1:30.880		
9 - 1:29.926	19 - 1:33.212	29 - 1:29.265	39 - 1:32.261		
10 - 1:30.024	20 - 1:32.340	30 - 1:31.321	40 - 1:33.335		
<b>11</b>	<b>Wakeman/Blakeney Edwards</b>	<b>Cooper T38</b>			
1 - 1:32.251	11 - 1:25.593	21 - 1:26.273	31 - 1:25.088	41 - 1:24.833	
2 - 1:26.319	12 - 1:24.701	22 - 1:25.395	32 - 1:25.849	42 - 1:25.888	
3 - 1:27.027	13 - 1:25.852	23 - 1:31.357P	33 - <b>1:24.359</b>		
4 - 1:25.776	14 - 1:25.724	24 - 1:57.216	34 - 1:24.759		
5 - 1:25.196	15 - 1:24.916	25 - 1:25.127	35 - 1:25.446		
6 - 1:26.755	16 - 1:25.452	26 - 1:25.369	36 - 1:25.792		
7 - 1:26.249	17 - 1:25.664	27 - 1:25.129	37 - 1:25.704		
8 - 1:25.397	18 - 1:26.846	28 - 1:26.350	38 - 1:24.929		
9 - 1:26.101	19 - 1:24.560	29 - 1:25.869	39 - 1:25.962		
10 - 1:24.370	20 - 1:26.713	30 - 1:25.024	40 - 1:25.607		
<b>12</b>	<b>Cusson</b>	<b>Jaguar C-type</b>			
1 - 1:36.775	6 - 1:28.783	11 - 1:31.483			
2 - 1:33.046	7 - 1:30.299	12 - 1:29.420			
3 - 1:28.948	8 - 1:29.388	13 - 3:15.989P			
4 - 1:30.257	9 - 1:31.771				
5 - <b>1:28.429</b>	10 - 1:32.136				
<b>16</b>	<b>Jolly</b>	<b>Aston Martin DB2</b>			
1 - 1:43.081	11 - 1:31.852	21 - 1:33.255	31 - 1:33.826		
2 - 1:34.394	12 - 1:33.234	22 - 1:32.731	32 - 1:33.381		
3 - 1:33.224	13 - 1:33.760	23 - 1:33.079	33 - 1:33.815		
4 - 1:33.569	14 - 1:35.231	24 - 1:32.927	34 - 1:33.499		
5 - 1:32.081	15 - 1:48.307	25 - 1:33.361	35 - 1:33.795		
6 - 1:32.678	16 - 1:36.603	26 - 1:32.902	36 - 1:35.707		
7 - 1:32.025	17 - 1:39.049P	27 - 1:32.754	37 - 1:34.082		
8 - <b>1:31.755</b>	18 - 2:24.789	28 - 1:31.951	38 - 1:34.176		
9 - 1:32.365	19 - 1:34.319	29 - 1:34.827	39 - 1:35.761		
10 - 1:34.449	20 - 1:32.891	30 - 1:37.439			

Weather/Track: Bright/Dry

www.mstworld.com

Page 3 of 8

Donington Park  
Circuit Length = 1.9790 miles.  
Start: 13:22 End: 14:23

Printed - 14:27 Sunday, 04 May 2014

# RAC Woodcote Trophy

## RACE 8 - LAP ANALYSIS - Donington Park - 3/4/5 May 2014

(contd.)

<b>18</b>	<b>Rawe</b>	Austin-Healey 100M			
1 - 1:42.763	11 - 1:31.811	21 - 1:32.363	31 - 1:32.931		
2 - 1:34.121	12 - 1:33.256	22 - 1:39.334P	32 - 1:33.103		
3 - 1:33.374	13 - 1:33.590	23 - 2:20.649	33 - 1:33.312		
4 - 1:34.582	14 - 1:35.248	24 - 1:33.584	34 - 1:32.364		
5 - 1:32.148	15 - 1:33.932	25 - 1:32.501	35 - 1:32.419		
6 - 1:33.439	16 - 1:33.378	26 - 1:34.208	36 - 1:33.365		
7 - 1:31.384	17 - 1:33.307	27 - 1:32.841	37 - 1:32.629		
8 - 1:31.330	18 - 1:33.318	28 - 1:33.051	38 - 1:32.853		
9 - 1:32.651	19 - 1:32.752	29 - <b>1:31.288</b>	39 - 1:33.481		
10 - 1:34.533	20 - 1:32.517	30 - 1:31.716			
<b>21</b>	<b>Wyndham</b>	Jaguar D-Type			
1 - 1:33.743	6 - 1:27.681	11 - 1:27.676			
2 - <b>1:27.192</b>	7 - 1:29.424	12 - 1:27.406			
3 - 1:28.476	8 - 1:28.205	13 - 1:32.984P			
4 - 1:27.333	9 - 1:27.604				
5 - 1:27.465	10 - 1:29.647				
<b>22</b>	<b>Le Blanc</b>	Austin-Healey 100S			
1 - 1:34.891	11 - 1:29.741	21 - 1:29.153	31 - 1:29.845		
2 - 1:29.445	12 - 1:30.615	22 - 1:29.642	32 - 1:29.820		
3 - <b>1:28.686</b>	13 - 1:32.517	23 - 1:29.734	33 - 1:32.524		
4 - 1:29.011	14 - 1:31.663	24 - 1:29.729	34 - 1:30.748		
5 - 1:28.954	15 - 1:31.473	25 - 1:30.168	35 - 1:31.733		
6 - 1:29.259	16 - 1:30.092	26 - 1:34.753P	36 - 1:31.084		
7 - 1:29.876	17 - 1:29.949	27 - 2:18.642	37 - 1:31.923		
8 - 1:29.558	18 - 1:29.879	28 - 1:32.021	38 - 1:30.548		
9 - 1:30.005	19 - 1:30.927	29 - 1:28.833	39 - 1:29.788		
10 - 1:30.047	20 - 1:32.595	30 - 1:29.274	40 - 1:30.454		
<b>23</b>	<b>Cannell/Wood</b>	RGS Atalanta			
1 - 1:36.891	6 - 1:30.033	11 - 1:30.207	16 - 1:31.332		
2 - 1:30.097	7 - 1:30.370	12 - 1:30.550	17 - 1:42.129P		
3 - <b>1:29.281</b>	8 - 1:30.012	13 - 1:32.771	18 - 4:02.308P		
4 - 1:30.013	9 - 1:31.063	14 - 1:33.371			
5 - 1:29.297	10 - 1:32.022	15 - 1:31.380			

Weather/Track: Bright/Dry

www.mstworld.com

Page 4 of 8

Donington Park  
Circuit Length = 1.9790 miles.  
Start: 13:22 End: 14:23

Printed - 14:27 Sunday, 04 May 2014

# RAC Woodcote Trophy

## RACE 8 - LAP ANALYSIS - Donington Park - 3/4/5 May 2014

(contd.)

<b>24</b>	<b>Harrison/Watts</b>	Cooper Bristol T25			
1 - 1:34.487	11 - 1:29.171	21 - 1:28.784	31 - 1:27.901	41 - <b>1:26.259</b>	
2 - 1:29.019	12 - 1:29.149	22 - 1:27.458	32 - 1:28.044		
3 - 1:27.987	13 - 1:30.906	23 - 1:27.650	33 - 1:28.995		
4 - 1:28.403	14 - 1:31.478	24 - 1:27.811	34 - 1:27.856		
5 - 1:28.343	15 - 1:33.006	25 - 1:27.964	35 - 1:28.256		
6 - 1:28.850	16 - 1:32.077	26 - 1:27.514	36 - 1:27.549		
7 - 1:30.670	17 - 1:31.272	27 - 1:27.536	37 - 1:27.438		
8 - 1:28.945	18 - 1:30.525	28 - 1:27.540	38 - 1:28.696		
9 - 1:29.910	19 - 1:33.223P	29 - 1:27.686	39 - 1:27.126		
10 - 1:28.503	20 - 2:25.211	30 - 1:27.680	40 - 1:27.404		
<b>25</b>	<b>Ruddell</b>	Aston Martin DB2/4 Mkl			
1 - 1:43.766	11 - 1:34.027	21 - 1:33.916	31 - 1:35.859		
2 - 1:36.251	12 - 1:35.003	22 - 1:34.614	32 - 1:34.029		
3 - 1:34.515	13 - 1:35.550	23 - 1:35.938	33 - 1:35.239		
4 - 1:35.171	14 - 1:36.068	24 - 1:35.227	34 - 1:34.979		
5 - 1:34.945	15 - 1:40.731P	25 - 1:35.259	35 - 1:34.842		
6 - 1:34.203	16 - 2:23.452	26 - 1:35.577	36 - 1:33.920		
7 - 1:33.494	17 - 1:34.605	27 - 1:35.923	37 - 1:34.869		
8 - 1:34.253	18 - 1:36.402	28 - 1:34.412	38 - 1:33.781		
9 - <b>1:32.977</b>	19 - 1:36.345	29 - 1:33.835			
10 - 1:35.415	20 - 1:35.662	30 - 1:34.467			
<b>30</b>	<b>Guest</b>	RGS Atalanta			
1 - 1:55.801	11 - 1:39.836	21 - 1:40.504	31 - 1:39.405		
2 - 1:40.627	12 - 1:42.925	22 - 1:37.778	32 - 1:38.079		
3 - 1:40.456	13 - 1:43.220	23 - 1:38.514	33 - 1:39.876		
4 - 1:38.165	14 - 1:42.395	24 - 1:37.751	34 - 1:37.850		
5 - <b>1:36.885</b>	15 - 1:41.949	25 - 1:39.820	35 - 1:51.017		
6 - 1:40.801	16 - 1:40.747	26 - 1:41.680	36 - 1:41.027		
7 - 1:40.409	17 - 1:49.614P	27 - 1:38.136			
8 - 1:37.924	18 - 2:38.025	28 - 1:40.558			
9 - 1:38.647	19 - 1:41.137	29 - 1:41.107			
10 - 1:39.909	20 - 1:39.702	30 - 1:40.155			
<b>34</b>	<b>Midgley/Woodgate</b>	Aston Martin DB3			
1 - 1:36.647	11 - 1:30.767	21 - 1:29.805	31 - 1:32.012		
2 - 1:33.078	12 - 1:33.567	22 - 1:30.370	32 - 1:31.013		
3 - 1:31.287	13 - 1:33.658	23 - 1:29.277	33 - 1:29.947		
4 - 1:31.214	14 - 1:32.624	24 - 1:31.179	34 - 1:31.540		
5 - 1:31.664	15 - 1:34.121	25 - 1:32.128	35 - 1:30.491		
6 - 1:31.648	16 - 1:37.043P	26 - 1:32.784	36 - 1:31.845		
7 - 1:31.488	17 - 2:12.385	27 - 1:30.718	37 - 1:29.881		
8 - 1:31.293	18 - <b>1:29.109</b>	28 - 1:29.773	38 - 1:31.704		
9 - 1:30.897	19 - 1:29.753	29 - 1:29.865	39 - 1:30.529		
10 - 1:31.190	20 - 1:29.787	30 - 1:29.767	40 - 1:30.029		

Weather/Track: Bright/Dry

www.mstworld.com

Page 5 of 8

Donington Park  
Circuit Length = 1.9790 miles.  
Start: 13:22 End: 14:23

Printed - 14:27 Sunday, 04 May 2014

# RAC Woodcote Trophy

## RACE 8 - LAP ANALYSIS - Donington Park - 3/4/5 May 2014

(contd.)

<b>36</b>	<b>Batchelor</b>	<b>Aston Martin DB2/4</b>					
1 - 1:49.299	11 - 1:35.955	21 - 1:36.901	31 - 1:37.935				
2 - 1:40.262	12 - 1:37.248	22 - 1:38.825	32 - 1:36.217				
3 - 1:37.608	13 - 1:40.250	23 - 1:37.569	33 - 1:37.448				
4 - 1:37.563	14 - 1:37.476	24 - 1:36.699	34 - 1:42.205				
5 - 1:36.091	15 - 1:38.018	25 - <b>1:35.785</b>	35 - 1:38.022				
6 - 1:36.496	16 - 1:41.435P	26 - 1:36.878	36 - 1:39.674				
7 - 1:36.229	17 - 2:25.697	27 - 1:37.427	37 - 1:39.218				
8 - 1:37.241	18 - 1:35.896	28 - 1:40.361					
9 - 1:38.891	19 - 1:36.607	29 - 1:38.047					
10 - 1:36.459	20 - 1:36.523	30 - 1:37.440					
<b>41</b>	<b>Large</b>	<b>Austin-Healey 100S</b>					
1 - 1:52.910	11 - 1:39.672	21 - 1:42.917	31 - 1:42.784				
2 - 1:40.252	12 - 1:42.718	22 - 1:41.378	32 - 1:40.351				
3 - 1:41.579	13 - 1:42.397	23 - <b>1:37.905</b>	33 - 1:41.185				
4 - 1:38.039	14 - 1:43.157	24 - 1:38.631	34 - 1:40.999				
5 - 1:38.433	15 - 1:43.335	25 - 1:38.657	35 - 1:39.819				
6 - 1:41.095	16 - 1:44.147	26 - 1:41.304	36 - 1:41.121				
7 - 1:39.162	17 - 1:41.580	27 - 1:42.946					
8 - 1:38.467	18 - 1:40.474	28 - 1:40.603					
9 - 1:38.862	19 - 1:47.126P	29 - 1:41.095					
10 - 1:40.455	20 - 2:54.515	30 - 1:39.443					
<b>44</b>	<b>Thorne/Bennett-Baggs</b>	<b>Austin-Healey 100M</b>					
1 - 1:40.082	6 - 1:31.783	11 - <b>1:30.578</b>	16 - 1:33.346	21 - 1:32.935	26 - 1:35.653	31 - 1:35.717	
2 - 1:31.680	7 - 1:30.790	12 - 1:33.384	17 - 1:33.484	22 - 1:32.737	27 - 1:37.727	32 - 1:35.002	
3 - 1:31.024	8 - 1:31.787	13 - 1:33.729	18 - 1:33.168	23 - 1:34.043	28 - 1:33.372	33 - 1:43.899P	
4 - 1:30.609	9 - 1:30.866	14 - 1:32.928	19 - 1:38.580P	24 - 1:40.752P	29 - 1:33.729		
5 - 1:31.440	10 - 1:31.099	15 - 1:33.968	20 - 2:20.624	25 - 3:24.185	30 - 1:33.743		
<b>51</b>	<b>Mann</b>	<b>Alfa Romeo 6C Disco Volante</b>					
1 - 1:54.885	6 - 1:35.466	11 - <b>1:34.868</b>	16 - 1:39.023	21 - 1:35.891	26 - 1:38.789	31 - 1:37.758	
2 - 1:39.121	7 - 1:36.732	12 - 9:25.211	17 - 1:36.359	22 - 1:36.577	27 - 1:35.423	32 - 1:36.091	
3 - 1:36.898	8 - 1:35.076	13 - 1:50.430P	18 - 1:37.755	23 - 1:36.989	28 - 1:37.427		
4 - 1:35.572	9 - 1:41.261	14 - 2:32.195	19 - 1:38.025	24 - 1:39.525	29 - 1:36.868		
5 - 1:37.132	10 - 1:36.218	15 - 1:36.883	20 - 1:36.508	25 - 1:41.040	30 - 1:36.991		
<b>52</b>	<b>Galliers-Pratt</b>	<b>Frazer Nash Targa Florio</b>					
1 - 1:53.868							
2 - 1:39.087							
3 - <b>1:36.069</b>							
4 - 1:36.735							
5 - 1:39.502							

Weather/Track: Bright/Dry

www.mstworld.com

Page 6 of 8

Donington Park  
Circuit Length = 1.9790 miles.  
Start: 13:22 End: 14:23

Printed - 14:27 Sunday, 04 May 2014

# RAC Woodcote Trophy

## RACE 8 - LAP ANALYSIS - Donington Park - 3/4/5 May 2014

(contd.)

<b>56</b>	<b>Nyblaeus</b>	Austin-Healey 100M					
1 - 1:43.425	11 - 1:34.034	21 - 1:33.304	31 - 1:35.563				
2 - 1:35.880	12 - 1:35.175	22 - 1:38.784P	32 - 1:34.907				
3 - 1:34.839	13 - 1:34.384	23 - 2:32.108	33 - 1:34.592				
4 - 1:33.905	14 - 1:35.141	24 - 1:33.900	34 - 1:35.031				
5 - 1:34.206	15 - 1:35.437	25 - 1:34.176	35 - 1:34.698				
6 - 1:34.977	16 - 1:35.239	26 - 1:35.732	36 - 1:34.126				
7 - 1:34.567	17 - 1:35.967	27 - 1:35.871	37 - 1:35.247				
8 - <b>1:33.246</b>	18 - 1:34.767	28 - 1:34.412	38 - 1:33.843				
9 - 1:33.428	19 - 1:37.443	29 - 1:33.758					
10 - 1:35.232	20 - 1:34.438	30 - 1:34.818					
<b>57</b>	<b>Welch/Verey</b>	Austin-Healey 100M					
1 - 1:44.108	6 - 1:34.255	11 - 1:34.172	16 - 1:39.004	21 - 1:35.414	26 - 1:37.541	31 - 1:35.578	
2 - 1:37.199	7 - 1:33.651	12 - 1:34.647	17 - 1:36.522	22 - 1:35.164	27 - 1:34.841	32 - 1:34.510	
3 - 1:34.121	8 - 1:34.078	13 - 1:36.329	18 - 1:40.643	23 - 1:37.129	28 - 1:35.674	33 - 1:34.793	
4 - 1:35.264	9 - <b>1:33.138</b>	14 - 1:38.618P	19 - 1:37.118	24 - 1:35.716	29 - 1:35.937		
5 - 1:34.355	10 - 1:35.299	15 - 2:38.211	20 - 1:38.681	25 - 1:35.261	30 - 1:35.421		
<b>121</b>	<b>Allen/Bailey Watts</b>	Aston Martin DB2 LW Le Mans					
1 - 3:49.684	6 - 1:53.816P						
2 - 1:43.013	7 - 6:48.978P						
3 - <b>1:40.214</b>							
4 - 1:40.775							
5 - 1:45.654							
<b>134</b>	<b>Turner</b>	Austin-Healey Special Test Car					
1 - 1:51.746	11 - 1:36.380	21 - 1:35.202	31 - 1:37.436				
2 - 1:36.189	12 - 1:38.481	22 - 1:35.964	32 - 1:36.128				
3 - 1:37.120	13 - 1:39.559	23 - 1:36.393	33 - 1:36.353				
4 - 1:37.182	14 - 1:37.639	24 - 1:37.072	34 - 1:36.522				
5 - 1:36.827	15 - 1:37.040	25 - 1:36.697	35 - 1:36.041				
6 - 1:36.545	16 - 1:37.057	26 - 1:35.404	36 - 1:36.563				
7 - 1:36.709	17 - 1:40.888P	27 - 1:36.608	37 - 1:36.558				
8 - 1:37.280	18 - 2:22.498	28 - 1:35.666					
9 - 1:36.768	19 - 1:36.686	29 - <b>1:34.900</b>					
10 - 1:36.452	20 - 1:36.751	30 - 1:35.800					

Weather/Track: Bright/Dry

www.mstworld.com

Page 7 of 8

Donington Park  
Circuit Length = 1.9790 miles.  
Start: 13:22 End: 14:23

Printed - 14:27 Sunday, 04 May 2014



# RAC Woodcote Trophy

## RACE 8 - LAP ANALYSIS - Donington Park - 3/4/5 May 2014

(contd.)

<b>550</b>	Welch/Corfield	Austin-Healey 100/4					
1 -	1:37.811	11 -	1:34.263	21 -	1:31.056	31 -	1:31.040
2 -	1:32.953	12 -	1:29.284	22 -	1:32.123	32 -	1:32.482
3 -	1:30.494	13 -	1:31.227	23 -	1:31.837	33 -	1:31.446
4 -	1:31.384	14 -	1:32.803	24 -	1:32.243	34 -	1:30.859
5 -	1:31.161	15 -	1:31.095	25 -	1:31.970	35 -	1:31.918
6 -	1:29.749	16 -	1:30.427	26 -	1:30.747	36 -	1:35.522
7 -	<b>1:28.852</b>	17 -	1:35.246P	27 -	1:30.683	37 -	1:33.298
8 -	1:29.302	18 -	2:20.070	28 -	1:29.768	38 -	1:33.094
9 -	1:29.359	19 -	1:34.436	29 -	1:33.953	39 -	1:31.523
10 -	1:29.144	20 -	1:32.260	30 -	1:31.016	40 -	1:31.489

Weather/Track: Bright/Dry

[www.mstworld.com](http://www.mstworld.com)

Page 8 of 8

Donington Park  
Circuit Length = 1.9790 miles.  
Start: 13:22 End: 14:23

Printed - 14:27 Sunday, 04 May 2014

# RAC Woodcote Trophy

## RACE 8 - LAP CHART - Donington Park - 3/4/5 May 2014

Lap 1			Lap 2			Lap 3			Lap 4			Lap 5		
No	Behind	Laptime	No	Behind	Laptime	No	Behind	Laptime	No	Behind	Laptime	No	Behind	Laptime
5		1:31.856	11		1:26.319	5		1:26.355	5		1:25.697	11		1:25.196
11	0.395	1:32.251	5	0.259	1:26.973	11	0.413	1:27.027	11	0.492	1:25.776	5	0.051	1:25.739
1	1.350	1:33.206	1	1.248	1:26.612	1	1.191	1:26.557	1	1.122	1:25.628	1	7.233	1:31.799P
6	1.734	1:33.590	21	2.365	1:27.192	6	4.113	1:27.431	6	5.731	1:27.315	6	6.855	1:26.812
21	1.887	1:33.743	6	3.296	1:28.276	21	4.227	1:28.476	21	5.863	1:27.333	21	7.640	1:27.465
24	2.631	1:34.487	24	4.936	1:29.019	24	6.309	1:27.987	24	9.015	1:28.403	24	11.670	1:28.343
22	3.035	1:34.891	22	5.766	1:29.445	22	7.838	1:28.686	22	11.152	1:29.011	22	14.418	1:28.954
10	3.839	1:35.695	23	8.418	1:30.097	23	11.085	1:29.281	23	15.401	1:30.013	23	19.010	1:29.297
34	4.791	1:36.647	10	8.646	1:31.521	10	12.903	1:30.871	12	18.145	1:30.257	12	20.886	1:28.429
12	4.919	1:36.775	34	11.155	1:33.078	12	13.585	1:28.948	10	18.584	1:31.378	10	22.767	1:29.871
23	5.035	1:36.891	12	11.251	1:33.046	34	15.828	1:31.287	34	21.345	1:31.214	9	26.296	1:28.437
550	5.955	1:37.811	550	12.194	1:32.953	550	16.074	1:30.494	550	21.761	1:31.384	550	27.234	1:31.161
44	8.226	1:40.082	44	13.192	1:31.680	44	17.602	1:31.024	44	22.514	1:30.609	34	27.321	1:31.664
4	9.206	1:41.062	4	16.246	1:33.754	9	21.247	1:28.896	9	23.547	1:27.997	44	28.266	1:31.440
8	10.030	1:41.886	8	17.412	1:34.096	4	24.046	1:34.414	8	31.327	1:32.110	8	38.292	1:32.653
18	10.907	1:42.763	18	18.314	1:34.121	8	24.914	1:34.116	4	31.878	1:33.529	4	39.079	1:32.889
16	11.225	1:43.081	16	18.905	1:34.394	18	25.074	1:33.374	16	33.387	1:33.569	16	39.780	1:32.081
56	11.569	1:43.425	9	18.965	1:32.159	16	25.515	1:33.224	18	33.959	1:34.582	18	40.419	1:32.148
25	11.910	1:43.766	56	20.735	1:35.880	56	28.960	1:34.839	56	37.168	1:33.905	56	45.686	1:34.206
57	12.252	1:44.108	25	21.447	1:36.251	25	29.348	1:34.515	25	38.822	1:35.171	25	48.079	1:34.945
9	13.520	1:45.376	57	22.737	1:37.199	57	30.244	1:34.121	57	39.811	1:35.264	57	48.478	1:34.355
36	17.443	1:49.299	134	29.365	1:36.189	134	39.871	1:37.120	7	3 LAPS	6:38.818P	134	1:02.495	1:36.827
134	19.890	1:51.746	36	30.991	1:40.262	36	41.985	1:37.608	134	51.356	1:37.182	36	1:04.254	1:36.091
41	21.054	1:52.910	52	34.385	1:39.087	52	43.840	1:36.069	36	53.851	1:37.563	51	1:07.039	1:37.132
52	22.012	1:53.868	41	34.592	1:40.252	51	45.720	1:36.898	52	54.878	1:36.735	52	1:08.692	1:39.502
51	23.029	1:54.885	51	35.436	1:39.121	41	49.557	1:41.579	51	55.595	1:35.572	41	1:14.644	1:38.433
30	23.945	1:55.801	2	37.280	1:39.002	2	50.935	1:40.269	41	1:01.899	1:38.039	2	1:14.829	1:37.536
2	24.992	1:56.848	30	37.858	1:40.627	30	51.700	1:40.456	2	1:02.981	1:37.743	30	1:15.365	1:36.885
			121	1 LAP	3:49.684	121	1 LAP	1:43.013	30	1:04.168	1:38.165			
									121	1 LAP	1:40.214			

Weather/Track: Bright/Dry

www.mstworld.com

Page 1 of 9

Donington Park  
Circuit Length = 1.9790 miles.  
Start: 13:22 End: 14:23

Printed - 14:26 Sunday, 04 May 2014

# RAC Woodcote Trophy

## RACE 8 - LAP CHART - Donington Park - 3/4/5 May 2014

(contd.)

Lap 6			Lap 7			Lap 8			Lap 9			Lap 10		
No	Behind	Laptime	No	Behind	Laptime	No	Behind	Laptime	No	Behind	Laptime	No	Behind	Laptime
11		1:26.755	5		1:25.414	5		1:25.794	11		1:26.101	11		1:24.370
5	0.046	1:26.750	11	0.789	1:26.249	11	0.392	1:25.397	5	0.425	1:26.918	5	1.361	1:25.306
6	6.944	1:26.844	2	1 LAP	1:40.403	51	1 LAP	1:36.732	134	1 LAP	1:37.280	6	18.568	1:29.188
21	8.566	1:27.681	41	1 LAP	1:41.095	6	12.414	1:29.338	36	1 LAP	1:37.241	134	1 LAP	1:36.768
121	2 LAPS	1:40.775	30	1 LAP	1:40.801	2	1 LAP	1:37.503	51	1 LAP	1:35.076	21	21.329	1:29.647
24	13.765	1:28.850	6	8.870	1:27.386	21	14.941	1:28.205	6	13.750	1:27.829	36	1 LAP	1:38.891
22	16.922	1:29.259	21	12.530	1:29.424	41	1 LAP	1:39.162	21	16.052	1:27.604	51	1 LAP	1:41.261
23	22.288	1:30.033	24	18.975	1:30.670	30	1 LAP	1:40.409	7	7 LAPS	6:41.611P	24	29.676	1:28.503
12	22.914	1:28.783	22	21.338	1:29.876	24	22.126	1:28.945	24	25.543	1:29.910	22	34.291	1:30.047
10	25.157	1:29.145	23	27.198	1:30.370	22	25.102	1:29.558	2	1 LAP	1:37.644	2	1 LAP	1:38.132
9	27.963	1:28.422	12	27.753	1:30.299	12	31.347	1:29.388	22	28.614	1:30.005	9	40.437	1:28.083
550	30.228	1:29.749	121	2 LAPS	1:45.654	23	31.416	1:30.012	41	1 LAP	1:38.467	41	1 LAP	1:38.862
34	32.214	1:31.648	10	30.623	1:30.926	9	35.518	1:30.079	30	1 LAP	1:37.924	23	43.638	1:32.022
44	33.294	1:31.783	9	31.233	1:28.730	10	36.132	1:31.303	23	35.986	1:31.063	30	1 LAP	1:38.647
8	43.716	1:32.179	550	33.620	1:28.852	550	37.128	1:29.302	12	36.625	1:31.771	12	44.391	1:32.136
16	45.703	1:32.678	34	38.242	1:31.488	34	43.741	1:31.293	9	36.724	1:27.699	550	44.768	1:29.144
4	46.380	1:34.056	44	38.624	1:30.790	44	44.617	1:31.787	10	39.565	1:29.926	10	45.219	1:30.024
18	47.103	1:33.439	8	50.102	1:31.846	8	56.951	1:32.643	550	39.994	1:29.359	34	54.965	1:31.190
56	53.908	1:34.977	16	52.268	1:32.025	121	2 LAPS	1:53.816P	34	48.145	1:30.897	44	55.719	1:31.099
25	55.527	1:34.203	18	53.027	1:31.384	16	58.229	1:31.755	44	48.990	1:30.866	8	1:12.857	1:33.137
57	55.978	1:34.255	4	55.199	1:34.279	18	58.563	1:31.330	8	1:04.090	1:33.632	16	1:14.180	1:34.449
134	1:12.285	1:36.545	56	1:03.015	1:34.567	4	1:01.778	1:32.373	16	1:04.101	1:32.365	18	1:14.884	1:34.533
36	1:13.995	1:36.496	25	1:03.561	1:33.494	56	1:10.467	1:33.246	18	1:04.721	1:32.651	4	1:16.802	1:32.800
51	1:15.750	1:35.466	57	1:04.169	1:33.651	25	1:12.020	1:34.253	4	1:08.372	1:33.087			
			134	1:23.534	1:36.709	57	1:12.453	1:34.078	56	1:17.402	1:33.428			
			36	1:24.764	1:36.229				25	1:18.504	1:32.977			
									57	1:19.098	1:33.138			

Weather/Track: Bright/Dry

www.mstworld.com

Page 2 of 9

Donington Park  
Circuit Length = 1.9790 miles.  
Start: 13:22 End: 14:23

Printed - 14:26 Sunday, 04 May 2014

# RAC Woodcote Trophy

## RACE 8 - LAP CHART - Donington Park - 3/4/5 May 2014

(contd.)

Lap 11			Lap 12			Lap 13			Lap 14			Lap 15		
No	Behind	Laptime	No	Behind	Laptime	No	Behind	Laptime	No	Behind	Laptime	No	Behind	Laptime
11		1:25.593	11		1:24.701	11		1:25.852	11		1:25.724	11		1:24.916
5	1.082	1:25.314	5	2.176	1:25.795	8	1 LAP	1:32.312	5	4.202	1:27.868	5	5.975	1:26.689
56	1 LAP	1:35.232	56	1 LAP	1:34.034	5	2.058	1:25.734	41	2 LAPS	1:42.718	2	2 LAPS	1:41.624
25	1 LAP	1:35.415	25	1 LAP	1:34.027	16	1 LAP	1:33.234	30	2 LAPS	1:42.925	8	1 LAP	1:33.724
57	1 LAP	1:35.299	57	1 LAP	1:34.172	18	1 LAP	1:33.256	8	1 LAP	1:34.259	16	1 LAP	1:35.231
6	21.746	1:28.771	6	24.748	1:27.703	4	1 LAP	1:33.700	16	1 LAP	1:33.760	41	2 LAPS	1:42.397
21	23.412	1:27.676	21	26.117	1:27.406	56	1 LAP	1:35.175	18	1 LAP	1:33.590	18	1 LAP	1:35.248
134	1 LAP	1:36.452	7	9 LAPS	4:22.276	25	1 LAP	1:35.003	4	1 LAP	1:34.237	30	2 LAPS	1:43.220
24	33.254	1:29.171	24	37.702	1:29.149	57	1 LAP	1:34.647	56	1 LAP	1:34.384	4	1 LAP	1:33.996
36	1 LAP	1:36.459	134	1 LAP	1:36.380	6	26.409	1:27.513	6	31.195	1:30.510	6	37.599	1:31.320
51	1 LAP	1:36.218	22	44.353	1:30.615	7	9 LAPS	1:29.340	25	1 LAP	1:35.550	56	1 LAP	1:35.141
22	38.439	1:29.741	36	1 LAP	1:35.955	21	33.249	1:32.984P	57	1 LAP	1:36.329	25	1 LAP	1:36.068
9	43.236	1:28.392	9	47.302	1:28.767	121	6 LAPS	6:48.978P	7	9 LAPS	1:30.406	7	9 LAPS	1:34.790P
23	48.252	1:30.207	51	1 LAP	1:34.868	24	42.756	1:30.906	24	48.510	1:31.478	57	1 LAP	1:38.618P
12	50.281	1:31.483	23	54.101	1:30.550	22	51.018	1:32.517	22	56.957	1:31.663	24	56.600	1:33.006
10	52.752	1:33.126	12	55.000	1:29.420	9	53.671	1:32.221	9	57.082	1:29.135	9	1:00.407	1:28.241
550	53.438	1:34.263	10	57.221	1:29.170	134	1 LAP	1:38.481	23	1:08.667	1:33.371	22	1:03.514	1:31.473
2	1 LAP	1:41.977	550	58.021	1:29.284	36	1 LAP	1:37.248	10	1:09.877	1:33.612	23	1:15.131	1:31.380
41	1 LAP	1:40.455	2	1 LAP	1:37.304	23	1:01.020	1:32.771	134	1 LAP	1:39.559	10	1:16.043	1:31.082
30	1 LAP	1:39.909	34	1:09.005	1:33.567	10	1:01.989	1:30.620	550	1:10.475	1:32.803	550	1:16.654	1:31.095
34	1:00.139	1:30.767	44	1:09.387	1:33.384	550	1:03.396	1:31.227	36	1 LAP	1:40.250	134	1 LAP	1:37.639
44	1:00.704	1:30.578	41	1 LAP	1:39.672	34	1:16.811	1:33.658	12	1 LAP	3:15.989P	36	1 LAP	1:37.476
8	1:19.883	1:32.619	30	1 LAP	1:39.836	44	1:17.264	1:33.729	34	1:23.711	1:32.624			
16	1:20.439	1:31.852				2	1 LAP	1:42.572	44	1:24.468	1:32.928			
18	1:21.102	1:31.811												
4	1:24.065	1:32.856												

Weather/Track: Bright/Dry

www.mstworld.com

Page 3 of 9

Donington Park  
Circuit Length = 1.9790 miles.  
Start: 13:22 End: 14:23

Printed - 14:26 Sunday, 04 May 2014

# RAC Woodcote Trophy

## RACE 8 - LAP CHART - Donington Park - 3/4/5 May 2014

(contd.)

Lap 16			Lap 17			Lap 18			Lap 19			Lap 20		
No	Behind	Laptime	No	Behind	Laptime	No	Behind	Laptime	No	Behind	Laptime	No	Behind	Laptime
11		1:25.452	11		1:25.664	11		1:26.846	11		1:24.560	11		1:26.713
34	1 LAP	1:34.121	10	1 LAP	1:36.442P	550	1 LAP	1:35.246P	51	7 LAPS	9:25.211	36	3 LAPS	2:25.697
5	7.506	1:26.983	134	2 LAPS	1:37.040	23	1 LAP	1:42.129P	8	2 LAPS	2:26.231	41	3 LAPS	1:41.580
44	1 LAP	1:33.968	5	9.519	1:27.677	5	13.935	1:31.262P	44	1 LAP	1:33.168	30	3 LAPS	1:49.614P
8	1 LAP	1:33.952	36	2 LAPS	1:38.018	134	2 LAPS	1:37.057	134	2 LAPS	1:40.888P	6	1 LAP	2:18.641
2	2 LAPS	1:39.467	44	1 LAP	1:33.346	44	1 LAP	1:33.484	7	10 LAPS	1:26.783	8	2 LAPS	1:34.116
18	1 LAP	1:33.932	34	1 LAP	1:37.043P	36	2 LAPS	1:41.435P	25	2 LAPS	1:34.605	51	7 LAPS	1:50.430P
4	1 LAP	1:35.578	57	2 LAPS	2:38.211	25	2 LAPS	2:23.452	18	1 LAP	1:33.318	7	10 LAPS	1:28.013
41	2 LAPS	1:43.157	7	10 LAPS	2:41.150	7	10 LAPS	1:27.596	5	56.403	2:07.028	16	2 LAPS	2:24.789
30	2 LAPS	1:42.395	18	1 LAP	1:33.378	18	1 LAP	1:33.307	57	2 LAPS	1:36.522	44	1 LAP	1:38.580P
6	42.597	1:30.450	8	1 LAP	1:39.956P	57	2 LAPS	1:39.004	4	1 LAP	1:33.012	9	1 LAP	2:20.836
16	1 LAP	1:48.307	4	1 LAP	1:34.625	4	1 LAP	1:32.912	550	1 LAP	2:20.070	25	2 LAPS	1:36.402
56	1 LAP	1:35.437	2	2 LAPS	1:39.304	10	1 LAP	2:19.839	10	1 LAP	1:31.735	5	55.172	1:25.482
25	1 LAP	1:40.731P	6	48.404	1:31.471	6	55.859	1:34.301P	34	1 LAP	1:29.109	18	1 LAP	1:32.752
9	1:03.169	1:28.214	16	1 LAP	1:36.603	2	2 LAPS	1:40.544	2	2 LAPS	1:44.919P	550	1 LAP	1:34.436
24	1:03.225	1:32.077	30	2 LAPS	1:41.949	34	1 LAP	2:12.385	56	1 LAP	1:34.767	10	1 LAP	1:33.212
22	1:08.154	1:30.092	41	2 LAPS	1:43.335	16	1 LAP	1:39.049P	24	1:21.175	1:33.223P	4	1 LAP	1:39.243P
23	1:21.011	1:31.332	56	1 LAP	1:35.239	56	1 LAP	1:35.967	22	1:21.839	1:30.927	34	1 LAP	1:29.753
550	1:21.629	1:30.427	9	1:06.226	1:28.721	30	2 LAPS	1:40.747				57	2 LAPS	1:40.643
			24	1:08.833	1:31.272	24	1:12.512	1:30.525				23	2 LAPS	4:02.308P
			22	1:12.439	1:29.949	9	1:14.122	1:34.742P						
						41	2 LAPS	1:44.147						
						22	1:15.472	1:29.879						

Weather/Track: Bright/Dry

www.mstworld.com

Page 4 of 9

Donington Park  
Circuit Length = 1.9790 miles.  
Start: 13:22 End: 14:23

Printed - 14:26 Sunday, 04 May 2014

# RAC Woodcote Trophy

## RACE 8 - LAP CHART - Donington Park - 3/4/5 May 2014

(contd.)

Lap 21			Lap 22			Lap 23			Lap 24			Lap 25		
No	Behind	Laptime	No	Behind	Laptime	No	Behind	Laptime	No	Behind	Laptime	No	Behind	Laptime
11		1:26.273	11		1:25.395	11		1:31.357P	11		1:57.216	11		1:25.127
22	1 LAP	1:32.595	22	1 LAP	1:29.153	22	1 LAP	1:29.642	51	8 LAPS	1:39.023	4	2 LAPS	1:33.569
56	2 LAPS	1:37.443	44	2 LAPS	2:20.624	57	3 LAPS	1:38.681	36	3 LAPS	1:36.901	30	4 LAPS	1:40.504
134	3 LAPS	2:22.498	56	2 LAPS	1:34.438	30	4 LAPS	1:41.137	41	4 LAPS	2:54.515	134	3 LAPS	1:35.964
36	3 LAPS	1:35.896	134	3 LAPS	1:36.686	44	2 LAPS	1:32.935	9	1 LAP	1:27.978	51	8 LAPS	1:36.359
41	3 LAPS	1:40.474	4	2 LAPS	1:58.494	56	2 LAPS	1:33.304	5	17.149	1:24.968	5	18.105	1:26.083
6	1 LAP	1:28.520	51	8 LAPS	2:32.195	4	2 LAPS	1:31.495	8	2 LAPS	1:34.630	18	2 LAPS	2:20.649
8	2 LAPS	1:32.638	36	3 LAPS	1:36.607	134	3 LAPS	1:36.751	24	1 LAP	1:27.650	9	1 LAP	1:28.836
9	1 LAP	1:29.212	6	1 LAP	1:28.608	51	8 LAPS	1:36.883	16	2 LAPS	1:32.731	36	3 LAPS	1:38.825
16	2 LAPS	1:34.319	8	2 LAPS	1:34.189	6	1 LAP	1:27.429	25	2 LAPS	1:34.614	41	4 LAPS	1:42.917
24	1 LAP	2:25.211	41	3 LAPS	1:47.126P	36	3 LAPS	1:36.523	10	1 LAP	1:29.497	8	2 LAPS	1:32.959
5	54.842	1:25.943	9	1 LAP	1:28.280	8	2 LAPS	1:32.457	34	1 LAP	1:29.277	24	1 LAP	1:27.811
2	3 LAPS	2:33.909	5	56.015	1:26.568	9	1 LAP	1:27.265	550	1 LAP	1:31.837	16	2 LAPS	1:33.079
25	2 LAPS	1:36.345	16	2 LAPS	1:32.891	5	49.397	1:24.739	2	3 LAPS	1:38.933	34	1 LAP	1:31.179
18	1 LAP	1:32.517	24	1 LAP	1:28.784	24	1 LAP	1:27.458	22	1:05.738	1:29.729	10	1 LAP	1:32.899
550	1 LAP	1:32.260	2	3 LAPS	1:35.990	16	2 LAPS	1:33.255	57	2 LAPS	1:35.164	25	2 LAPS	1:35.938
10	1 LAP	1:32.340	25	2 LAPS	1:35.662	25	2 LAPS	1:33.916	44	1 LAP	1:34.043	550	1 LAP	1:32.243
34	1 LAP	1:29.787	18	1 LAP	1:32.363	2	3 LAPS	1:36.761	6	1:24.364	1:27.164	56	2 LAPS	2:32.108
30	3 LAPS	2:38.025	550	1 LAP	1:31.056	10	1 LAP	1:30.037				2	3 LAPS	1:36.939
7	10 LAPS	2:09.008P	10	1 LAP	1:30.841	34	1 LAP	1:30.370				22	1:10.779	1:30.168
57	2 LAPS	1:37.118	34	1 LAP	1:29.805	18	1 LAP	1:39.334P						
						550	1 LAP	1:32.123						
						22	1:33.225	1:29.734						
						57	2 LAPS	1:35.414						
						30	3 LAPS	1:39.702						
						44	1 LAP	1:32.737						
						4	1 LAP	1:33.085						
						56	1 LAP	1:38.784P						
						6	1:54.416	1:29.657						
						134	2 LAPS	1:35.202						

Weather/Track: Bright/Dry

www.mstworld.com

Page 5 of 9

Donington Park  
Circuit Length = 1.9790 miles.  
Start: 13:22 End: 14:23

Printed - 14:26 Sunday, 04 May 2014

# RAC Woodcote Trophy

## RACE 8 - LAP CHART - Donington Park - 3/4/5 May 2014

(contd.)

Lap 26			Lap 27			Lap 28			Lap 29			Lap 30		
No	Behind	Laptime	No	Behind	Laptime	No	Behind	Laptime	No	Behind	Laptime	No	Behind	Laptime
11		1:25.369	11		1:25.129	11		1:26.350	11		1:25.869	11		1:25.024
6	1 LAP	1:29.712	6	1 LAP	1:29.133	2	4 LAPS	1:37.146	25	3 LAPS	1:35.577	25	3 LAPS	1:35.923
57	3 LAPS	1:37.129	4	2 LAPS	1:32.228	6	1 LAP	1:29.375	56	3 LAPS	1:35.732	5	15.017	1:24.839
4	2 LAPS	1:30.617	57	3 LAPS	1:35.716	5	16.118	1:25.271	6	1 LAP	1:29.445	56	3 LAPS	1:35.871
44	2 LAPS	1:40.752P	5	17.197	1:24.657	4	2 LAPS	1:31.646	5	15.202	1:24.953	6	1 LAP	1:28.151
30	4 LAPS	1:37.778	9	1 LAP	1:28.608	57	3 LAPS	1:35.261	2	4 LAPS	1:38.278	2	4 LAPS	1:36.758
5	17.669	1:24.933	30	4 LAPS	1:38.514	9	1 LAP	1:27.740	4	2 LAPS	1:30.717	4	2 LAPS	1:31.737
134	3 LAPS	1:36.393	24	1 LAP	1:27.514	24	1 LAP	1:27.536	9	1 LAP	1:27.714	9	1 LAP	1:27.652
9	1 LAP	1:30.121	134	3 LAPS	1:37.072	30	4 LAPS	1:37.751	24	1 LAP	1:27.540	24	1 LAP	1:27.686
18	2 LAPS	1:33.584	18	2 LAPS	1:32.501	18	2 LAPS	1:34.208	57	3 LAPS	1:37.541	57	3 LAPS	1:34.841
24	1 LAP	1:27.964	8	2 LAPS	1:33.487	134	3 LAPS	1:36.697	18	2 LAPS	1:32.841	22	1 LAP	1:28.833
51	8 LAPS	1:37.755	51	8 LAPS	1:38.025	44	3 LAPS	3:24.185	134	3 LAPS	1:35.404	18	2 LAPS	1:33.051
36	3 LAPS	1:37.569	36	3 LAPS	1:36.699	22	1 LAP	2:18.642	22	1 LAP	1:32.021	8	2 LAPS	1:33.137
8	2 LAPS	1:33.139	41	4 LAPS	1:37.905	8	2 LAPS	1:32.728	30	4 LAPS	1:39.820	134	3 LAPS	1:36.608
41	4 LAPS	1:41.378	16	2 LAPS	1:33.361	51	8 LAPS	1:36.508	8	2 LAPS	1:32.755	44	3 LAPS	1:37.727
16	2 LAPS	1:32.927	10	1 LAP	1:32.658	36	3 LAPS	1:35.785	44	3 LAPS	1:35.653	30	4 LAPS	1:41.680
10	1 LAP	1:30.745	34	1 LAP	1:32.784	16	2 LAPS	1:32.902	51	8 LAPS	1:35.891	51	8 LAPS	1:36.577
34	1 LAP	1:32.128	550	1 LAP	1:30.747	41	4 LAPS	1:38.631	36	3 LAPS	1:36.878	36	3 LAPS	1:37.427
550	1 LAP	1:31.970	25	2 LAPS	1:35.259	10	1 LAP	1:29.604	16	2 LAPS	1:32.754	16	2 LAPS	1:31.951
25	2 LAPS	1:35.227	56	2 LAPS	1:34.176	34	1 LAP	1:30.718	10	1 LAP	1:29.425	10	1 LAP	1:29.265
56	2 LAPS	1:33.900				550	1 LAP	1:30.683	41	4 LAPS	1:38.657	34	1 LAP	1:29.865
22	1:20.163	1:34.753P							34	1 LAP	1:29.773			
2	3 LAPS	1:38.350							550	1 LAP	1:29.768			

Weather/Track: Bright/Dry

www.mstworld.com

Page 6 of 9

Donington Park  
Circuit Length = 1.9790 miles.  
Start: 13:22 End: 14:23

Printed - 14:26 Sunday, 04 May 2014

# RAC Woodcote Trophy

## RACE 8 - LAP CHART - Donington Park - 3/4/5 May 2014

(contd.)

Lap 31			Lap 32			Lap 33			Lap 34			Lap 35		
No	Behind	Laptime	No	Behind	Laptime	No	Behind	Laptime	No	Behind	Laptime	No	Behind	Laptime
11		1:25.088	11		1:25.849	11		1:24.359	11		1:24.759	11		1:25.446
550	2 LAPS	1:33.953	16	3 LAPS	1:34.827	44	4 LAPS	1:33.729	8	3 LAPS	1:34.417	18	3 LAPS	1:33.103
41	5 LAPS	1:41.304	10	2 LAPS	1:31.321	10	2 LAPS	1:32.621	44	4 LAPS	1:33.743	57	4 LAPS	1:35.578
5	14.379	1:24.450	34	2 LAPS	1:29.767	34	2 LAPS	1:32.012	134	4 LAPS	1:35.800	8	3 LAPS	1:34.077
6	1 LAP	1:28.361	36	4 LAPS	1:40.361	30	5 LAPS	1:40.558	5	14.720	1:25.252	5	14.878	1:25.604
25	3 LAPS	1:34.412	550	2 LAPS	1:31.016	5	14.227	1:25.353	10	2 LAPS	1:29.863	44	4 LAPS	1:35.717
56	3 LAPS	1:34.412	5	13.233	1:24.703	51	9 LAPS	1:39.525	34	2 LAPS	1:31.013	10	2 LAPS	1:30.123
4	2 LAPS	1:30.582	6	1 LAP	1:28.367	16	3 LAPS	1:37.439	16	3 LAPS	1:33.826	34	2 LAPS	1:29.947
9	1 LAP	1:30.036	41	5 LAPS	1:42.946	550	2 LAPS	1:31.040	550	2 LAPS	1:32.482	134	4 LAPS	1:37.436
24	1 LAP	1:27.680	25	3 LAPS	1:33.835	36	4 LAPS	1:38.047	30	5 LAPS	1:41.107	550	2 LAPS	1:31.446
2	4 LAPS	1:37.115	56	3 LAPS	1:33.758	6	1 LAP	1:28.810	51	9 LAPS	1:41.040	16	3 LAPS	1:33.381
57	3 LAPS	1:35.674	9	1 LAP	1:27.422	25	3 LAPS	1:34.467	6	1 LAP	1:28.588	6	1 LAP	1:27.152
22	1 LAP	1:29.274	24	1 LAP	1:27.901	56	3 LAPS	1:34.818	36	4 LAPS	1:37.440	51	9 LAPS	1:38.789
18	2 LAPS	1:31.288	4	2 LAPS	1:32.134	41	5 LAPS	1:40.603	9	1 LAP	1:28.843	36	4 LAPS	1:37.935
8	2 LAPS	1:33.382	2	4 LAPS	1:37.600	9	1 LAP	1:28.527	24	1 LAP	1:28.995	30	5 LAPS	1:40.155
134	3 LAPS	1:35.666	22	1 LAP	1:29.845	24	1 LAP	1:28.044	25	3 LAPS	1:35.859	9	1 LAP	1:27.745
44	3 LAPS	1:33.372	57	3 LAPS	1:35.937	4	2 LAPS	1:30.823	56	3 LAPS	1:35.563	24	1 LAP	1:27.856
30	4 LAPS	1:38.136	18	2 LAPS	1:31.716	2	4 LAPS	1:37.618	4	2 LAPS	1:31.095	25	3 LAPS	1:34.029
51	8 LAPS	1:36.989	8	2 LAPS	1:32.622	22	1 LAP	1:29.820	41	5 LAPS	1:41.095	4	2 LAPS	1:31.405
			134	3 LAPS	1:34.900	57	3 LAPS	1:35.421	22	1 LAP	1:32.524	56	3 LAPS	1:34.907
						18	2 LAPS	1:32.931	2	4 LAPS	1:38.093	41	5 LAPS	1:39.443
												22	1 LAP	1:30.748

Weather/Track: Bright/Dry

www.mstworld.com

Page 7 of 9

Donington Park  
Circuit Length = 1.9790 miles.  
Start: 13:22 End: 14:23

Printed - 14:26 Sunday, 04 May 2014



# RAC Woodcote Trophy

## RACE 8 - LAP CHART - Donington Park - 3/4/5 May 2014

(contd.)

Lap 36			Lap 37			Lap 38			Lap 39			Lap 40		
No	Behind	Laptime	No	Behind	Laptime	No	Behind	Laptime	No	Behind	Laptime	No	Behind	Laptime
11		1:25.792	11		1:25.704	11		1:24.929	11		1:25.962	11		1:25.607
2	5 LAPS	1:37.844	22	2 LAPS	1:31.733	22	2 LAPS	1:31.084	30	6 LAPS	1:39.876	51	10 LAPS	1:36.991
18	3 LAPS	1:33.312	41	6 LAPS	1:42.784	5	13.493	1:25.040	25	4 LAPS	1:34.842	36	5 LAPS	1:38.022
57	4 LAPS	1:34.510	5	13.382	1:25.076	41	6 LAPS	1:40.351	56	4 LAPS	1:34.698	30	6 LAPS	1:37.850
5	14.010	1:24.924	18	3 LAPS	1:32.364	18	3 LAPS	1:32.419	5	14.473	1:26.942	25	4 LAPS	1:33.920
8	3 LAPS	1:34.369	2	5 LAPS	1:36.786	34	2 LAPS	1:31.845	22	2 LAPS	1:31.923	5	13.388	1:24.522
10	2 LAPS	1:32.443	57	4 LAPS	1:34.793	10	2 LAPS	1:32.699	18	3 LAPS	1:33.365	56	4 LAPS	1:34.126
34	2 LAPS	1:31.540	8	3 LAPS	1:33.665	8	3 LAPS	1:37.069	41	6 LAPS	1:41.185	22	2 LAPS	1:30.548
44	4 LAPS	1:35.002	34	2 LAPS	1:30.491	6	1 LAP	1:31.861	34	2 LAPS	1:29.881	18	3 LAPS	1:32.629
134	4 LAPS	1:36.128	10	2 LAPS	1:31.246	550	2 LAPS	1:35.522	10	2 LAPS	1:30.245	34	2 LAPS	1:31.704
6	1 LAP	1:28.184	6	1 LAP	1:28.967	134	4 LAPS	1:36.522	8	3 LAPS	1:34.556	10	2 LAPS	1:30.880
550	2 LAPS	1:30.859	550	2 LAPS	1:31.918	16	3 LAPS	1:33.795	6	1 LAP	1:29.798	41	6 LAPS	1:40.999
16	3 LAPS	1:33.815	134	4 LAPS	1:36.353	2	5 LAPS	2:03.624	550	2 LAPS	1:33.298	6	1 LAP	1:30.729
9	1 LAP	1:28.354	44	4 LAPS	1:43.899P	24	1 LAP	1:27.438	24	1 LAP	1:28.696	8	3 LAPS	1:34.097
24	1 LAP	1:28.256	16	3 LAPS	1:33.499	9	1 LAP	1:31.234	9	1 LAP	1:27.984	24	1 LAP	1:27.126
51	9 LAPS	1:35.423	9	1 LAP	1:27.300	51	9 LAPS	1:36.868	134	4 LAPS	1:36.041	9	1 LAP	1:27.920
36	4 LAPS	1:36.217	24	1 LAP	1:27.549	4	2 LAPS	1:31.507	16	3 LAPS	1:35.707	550	2 LAPS	1:33.094
30	5 LAPS	1:39.405	51	9 LAPS	1:37.427	36	4 LAPS	1:42.205	2	5 LAPS	1:41.307	16	3 LAPS	1:34.082
4	2 LAPS	1:30.722	36	4 LAPS	1:37.448				4	2 LAPS	1:30.690	134	4 LAPS	1:36.563
25	3 LAPS	1:35.239	30	5 LAPS	1:38.079									
56	3 LAPS	1:34.592	4	2 LAPS	1:31.250									
			25	3 LAPS	1:34.979									
			56	3 LAPS	1:35.031									

Weather/Track: Bright/Dry

www.mstworld.com

Page 8 of 9

Donington Park  
Circuit Length = 1.9790 miles.  
Start: 13:22 End: 14:23

Printed - 14:26 Sunday, 04 May 2014

# RAC Woodcote Trophy

## RACE 8 - LAP CHART - Donington Park - 3/4/5 May 2014

(contd.)

Lap 41			Lap 42			Lap 43			Lap 44			Lap 45		
No	Behind	Laptime	No	Behind	Laptime	No	Behind	Laptime	No	Behind	Laptime	No	Behind	Laptime
11		1:24.833	11		1:25.888									
2	6 LAPS	1:40.363	134	5 LAPS	1:36.558									
4	3 LAPS	1:30.785	4	3 LAPS	1:31.620									
5	14.356	1:25.801	5	12.797	1:24.329									
51	10 LAPS	1:37.758	2	6 LAPS	1:39.623									
25	4 LAPS	1:34.869	51	10 LAPS	1:36.091									
56	4 LAPS	1:35.247	25	4 LAPS	1:33.781									
36	5 LAPS	1:39.674	22	2 LAPS	1:30.454									
22	2 LAPS	1:29.788	56	4 LAPS	1:33.843									
30	6 LAPS	1:51.017	36	5 LAPS	1:39.218									
18	3 LAPS	1:32.853	18	3 LAPS	1:33.481									
34	2 LAPS	1:30.529	30	6 LAPS	1:41.027									
10	2 LAPS	1:32.261	34	2 LAPS	1:30.029									
6	1 LAP	1:30.901	6	1 LAP	1:29.396									
24	1 LAP	1:27.404	10	2 LAPS	1:33.335									
41	6 LAPS	1:39.819	24	1 LAP	1:26.259									
8	3 LAPS	1:34.580	9	1 LAP	1:28.437									
9	1 LAP	1:27.602	8	3 LAPS	1:34.838									
550	2 LAPS	1:31.523	550	2 LAPS	1:31.489									
16	3 LAPS	1:34.176	41	6 LAPS	1:41.121									
			16	3 LAPS	1:35.761									

Weather/Track: Bright/Dry

www.mstworld.com

Page 9 of 9

Donington Park  
Circuit Length = 1.9790 miles.  
Start: 13:22 End: 14:23

Printed - 14:26 Sunday, 04 May 2014

# HSCC Martini Trophy

## RACE 9 - CLASSIFICATION - Donington Park - 3/4/5 May 2014

POS	NO	CL	DRIVER	NAT	CAR	TIME	LAPS	GAP	MPH	BEST
1	77	A	Ian FLUX	GB	Osella PA3	25:35.188	22		102.02	1:08.482
2	67	B	Michele LIGUORI	IT	Lola T296	26:09.497	22	34.309	99.79	1:09.590
3	72	B	Jonathan LOADER	GB	Chevron B19	25:39.429	21	1 LAP	97.11	1:11.696
4	7	A	Julian HIRE	GB	Chevron B26	26:01.926	21	1 LAP	95.71	1:12.424
5	29	B	Mark RICHARDSON	GB	Lola T290	26:03.428	21	1 LAP	95.62	1:12.583
6	85	D	Simon ASHWORTH	GB	Chevron B16	26:27.527	20	2 LAPS	89.68	1:17.435
7	17	D	Carrington-Yat/Carrington-Yates		Chevron B16	26:28.802	20	2 LAPS	89.61	1:17.516
8	15	D	Graeme COOKSLEY	GB	Tiga SC81	25:38.329	19	3 LAPS	87.92	1:19.369
9	70	D	Dion KREMER	GB	Elva Mk8	26:29.156	16	6 LAPS	71.66	1:16.070

### NOT CLASSIFIED

10	G	David GATHERCOLE	GB	Lola T210	20:50.573	18	D.N.F.	102.45	1:08.324
42	B	John TAYLOR	GB	Chevron B19	23:09.847	18	D.N.F.	92.18	1:14.025
51	B	Robert OLDERSHAW	GB	Lola T212	9:27.447	8	D.N.F.	100.24	1:09.466

### FASTEST LAP

10	G	David GATHERCOLE		Lola T210	1:08.324	7	104.27mph	167.81kph
77	A	Ian FLUX		Osella PA3	1:08.482	11	104.03mph	167.42kph
51	B	Robert OLDERSHAW		Lola T212	1:09.466	5	102.56mph	165.05kph
70	D	Dion KREMER		Elva Mk8	1:16.070	4	93.65mph	150.72kph

Weather/Track: Bright/Dry

These results are provisional until the conclusion of any judicial and technical matters.

Donington Park  
Circuit Length = 1.9790 miles.  
Start: 14:33 End: 14:59

Clerk of the Course:

Timekeeper:

# HSCC Martini Trophy

## RACE 9 - LAP ANALYSIS - Donington Park - 3/4/5 May 2014

<b>7</b>	<b>Julian HIRE</b>	<b>GB</b>	Chevron B26	
1 - 1:22.631	6 - 1:14.257	11 - 1:14.092	16 - 1:13.301	21 - <b>1:12.424</b>
2 - 1:14.978	7 - 1:13.936	12 - 1:13.265	17 - 1:13.565	
3 - 1:14.643	8 - 1:13.712	13 - 1:14.952	18 - 1:14.143	
4 - 1:14.684	9 - 1:16.563	14 - 1:12.961	19 - 1:12.768	
5 - 1:13.734	10 - 1:14.985	15 - 1:13.513	20 - 1:12.819	
<b>10</b>	<b>David GATHERCOLE</b>	<b>GB</b>	Lola T210	
1 - 1:12.563	6 - 1:08.718	11 - 1:08.518	16 - 1:09.683	
2 - 1:10.390	7 - <b>1:08.324</b>	12 - 1:12.032	17 - 1:10.253	
3 - 1:10.465	8 - 1:09.300	13 - 1:08.624	18 - 1:08.580	
4 - 1:09.256	9 - 1:08.826	14 - 1:08.756		
5 - 1:08.734	10 - 1:08.999	15 - 1:08.552		
<b>15</b>	<b>Graeme COOKSLEY</b>	<b>GB</b>	Tiga SC81	
1 - 1:25.999	6 - 1:20.730	11 - 1:21.161	16 - 1:21.010	
2 - 1:20.705	7 - 1:22.098	12 - 1:20.609	17 - 1:20.808	
3 - 1:20.077	8 - 1:22.429	13 - 1:19.905	18 - 1:20.026	
4 - 1:19.880	9 - 1:21.600	14 - <b>1:19.369</b>	19 - 1:20.565	
5 - 1:19.940	10 - 1:21.179	15 - 1:20.239		
<b>17</b>	<b>Carrington-Yat/Carrington-Yates</b>		Chevron B16	
1 - 1:24.510	6 - 1:18.947	11 - 1:18.819	16 - 1:18.699	
2 - 1:18.242	7 - 1:24.446	12 - 1:18.845	17 - 1:18.350	
3 - 1:19.076	8 - 1:20.034	13 - 1:18.287	18 - 1:18.625	
4 - 1:19.042	9 - 1:20.046	14 - 1:19.566	19 - 1:17.528	
5 - 1:19.873	10 - 1:19.106	15 - 1:19.245	20 - <b>1:17.516</b>	
<b>29</b>	<b>Mark RICHARDSON</b>	<b>GB</b>	Lola T290	
1 - 1:14.514	6 - 1:13.062	11 - 1:14.647	16 - 1:15.328	21 - 1:15.537
2 - <b>1:12.583</b>	7 - 1:13.292	12 - 1:14.858	17 - 1:15.039	
3 - 1:13.633	8 - 1:14.261	13 - 1:13.989	18 - 1:15.995	
4 - 1:14.582	9 - 1:14.514	14 - 1:14.700	19 - 1:15.520	
5 - 1:13.613	10 - 1:14.091	15 - 1:15.175	20 - 1:14.495	
<b>42</b>	<b>John TAYLOR</b>	<b>GB</b>	Chevron B19	
1 - 1:21.999	6 - 1:15.383	11 - 1:17.797	16 - 1:16.662	
2 - 1:16.976	7 - 1:15.607	12 - 1:16.638	17 - 1:17.407	
3 - 1:15.875	8 - 1:15.520	13 - 1:16.732	18 - 1:31.894P	
4 - 1:14.305	9 - 1:15.863	14 - 1:16.238		
5 - <b>1:14.025</b>	10 - 1:15.770	15 - 1:15.156		

Weather/Track: Bright/Dry

www.mstworld.com

Page 1 of 2

Donington Park  
Circuit Length = 1.9790 miles.  
Start: 14:33 End: 14:59

Printed - 15:01 Sunday, 04 May 2014

# HSCC Martini Trophy

## RACE 9 - LAP ANALYSIS - Donington Park - 3/4/5 May 2014

(contd.)

<b>51</b>	<b>Robert OLDERSHAW</b>	<b>GB</b>	Lola T212		
1 -	1:13.243	6 -	1:10.493		
2 -	1:10.482	7 -	1:09.889		
3 -	1:10.211	8 -	1:13.981		
4 -	1:09.682				
5 -	<b>1:09.466</b>				
<b>67</b>	<b>Michele LIGUORI</b>	<b>IT</b>	Lola T296		
1 -	1:19.842	6 -	1:10.521	11 -	1:13.031
2 -	1:11.291	7 -	<b>1:09.590</b>	12 -	1:10.919
3 -	1:10.951	8 -	1:10.647	13 -	1:10.709
4 -	1:11.745	9 -	1:11.123	14 -	1:10.304
5 -	1:11.273	10 -	1:12.255	15 -	1:10.326
				16 -	1:10.297
				17 -	1:11.372
				18 -	1:10.556
				19 -	1:10.224
				20 -	1:12.225
21 -	1:10.313				
22 -	1:09.983				
<b>70</b>	<b>Dion KREMER</b>	<b>GB</b>	Elva Mk8		
1 -	1:23.051	6 -	1:16.385	11 -	1:17.177
2 -	1:16.777	7 -	1:16.070	12 -	1:16.424
3 -	1:16.146	8 -	1:16.350	13 -	1:18.150
4 -	<b>1:16.070</b>	9 -	1:24.301P	14 -	1:16.697
5 -	1:16.420	10 -	7:04.948	15 -	1:16.496
16 -	1:17.694				
<b>72</b>	<b>Jonathan LOADER</b>	<b>GB</b>	Chevron B19		
1 -	1:16.625	6 -	1:11.712	11 -	1:13.056
2 -	1:13.122	7 -	1:12.188	12 -	1:13.529
3 -	1:12.104	8 -	1:12.251	13 -	1:13.033
4 -	1:13.605	9 -	1:13.362	14 -	1:13.390
5 -	<b>1:11.696</b>	10 -	1:13.552	15 -	1:14.534
				16 -	1:13.569
				17 -	1:13.222
				18 -	1:12.683
				19 -	1:14.539
				20 -	1:13.764
21 -	1:13.893				
<b>77</b>	<b>Ian FLUX</b>	<b>GB</b>	Osella PA3		
1 -	1:16.699	6 -	1:08.787	11 -	<b>1:08.482</b>
2 -	1:09.564	7 -	1:08.511	12 -	1:09.150
3 -	1:08.820	8 -	1:09.269	13 -	1:09.105
4 -	1:08.936	9 -	1:09.021	14 -	1:08.700
5 -	1:09.409	10 -	1:08.513	15 -	1:08.695
				16 -	1:10.667
				17 -	1:09.210
				18 -	1:08.595
				19 -	1:09.390
				20 -	1:11.558
21 -	1:12.110				
22 -	1:11.997				
<b>85</b>	<b>Simon ASHWORTH</b>	<b>GB</b>	Chevron B16		
1 -	1:24.785	6 -	1:18.581	11 -	1:18.661
2 -	1:19.890	7 -	1:19.086	12 -	1:19.181
3 -	1:19.382	8 -	1:18.632	13 -	1:18.228
4 -	1:18.891	9 -	1:19.593	14 -	1:19.095
5 -	1:18.651	10 -	1:19.705	15 -	1:18.422
				16 -	1:21.208
				17 -	1:20.372
				18 -	1:19.806
				19 -	<b>1:17.435</b>
				20 -	1:17.923

Weather/Track: Bright/Dry

www.mstworld.com

Page 2 of 2

Donington Park  
Circuit Length = 1.9790 miles.  
Start: 14:33 End: 14:59

Printed - 15:01 Sunday, 04 May 2014

# HSCC Martini Trophy

## RACE 9 - LAP CHART - Donington Park - 3/4/5 May 2014

Lap 1			Lap 2			Lap 3			Lap 4			Lap 5		
No	Behind	Laptime	No	Behind	Laptime	No	Behind	Laptime	No	Behind	Laptime	No	Behind	Laptime
10		1:12.563	10		1:10.390	10		1:10.465	10		1:09.256	10		1:08.734
51	0.680	1:13.243	51	0.772	1:10.482	51	0.518	1:10.211	51	0.944	1:09.682	51	1.676	1:09.466
29	1.951	1:14.514	77	3.310	1:09.564	77	1.665	1:08.820	77	1.345	1:08.936	77	2.020	1:09.409
72	4.062	1:16.625	29	4.144	1:12.583	29	7.312	1:13.633	67	11.155	1:11.745	67	13.694	1:11.273
77	4.136	1:16.699	72	6.794	1:13.122	72	8.433	1:12.104	29	12.638	1:14.582	72	15.744	1:11.696
67	7.279	1:19.842	67	8.180	1:11.291	67	8.666	1:10.951	72	12.782	1:13.605	29	17.517	1:13.613
42	9.436	1:21.999	7	14.656	1:14.978	7	18.834	1:14.643	7	24.262	1:14.684	7	29.262	1:13.734
7	10.068	1:22.631	42	16.022	1:16.976	42	21.432	1:15.875	42	26.481	1:14.305	42	31.772	1:14.025
70	10.488	1:23.051	70	16.875	1:16.777	70	22.556	1:16.146	70	29.370	1:16.070	70	37.056	1:16.420
17	11.947	1:24.510	17	19.799	1:18.242	17	28.410	1:19.076	17	38.196	1:19.042	17	49.335	1:19.873
85	12.222	1:24.785	85	21.722	1:19.890	85	30.639	1:19.382	85	40.274	1:18.891	85	50.191	1:18.651
15	13.436	1:25.999	15	23.751	1:20.705	15	33.363	1:20.077	15	43.987	1:19.880	15	55.193	1:19.940

Weather/Track: Bright/Dry

[www.mstworld.com](http://www.mstworld.com)

Page 1 of 5

Donington Park  
Circuit Length = 1.9790 miles.  
Start: 14:33 End: 14:59

Printed - 15:01 Sunday, 04 May 2014

# HSCC Martini Trophy

## RACE 9 - LAP CHART - Donington Park - 3/4/5 May 2014

(contd.)

Lap 6			Lap 7			Lap 8			Lap 9			Lap 10		
No	Behind	Laptime	No	Behind	Laptime	No	Behind	Laptime	No	Behind	Laptime	No	Behind	Laptime
10		1:08.718	10		1:08.324	10		1:09.300	10		1:08.826	10		1:08.999
77	2.089	1:08.787	77	2.276	1:08.511	85	1 LAP	1:19.086	77	2.440	1:09.021	77	1.954	1:08.513
51	3.451	1:10.493	51	5.016	1:09.889	77	2.245	1:09.269	85	1 LAP	1:18.632	70	1 LAP	1:24.301P
67	15.497	1:10.521	67	16.763	1:09.590	17	1 LAP	1:24.446	17	1 LAP	1:20.034	85	1 LAP	1:19.593
72	18.738	1:11.712	72	22.602	1:12.188	51	9.697	1:13.981	67	20.407	1:11.123	67	23.663	1:12.255
29	21.861	1:13.062	29	26.829	1:13.292	15	1 LAP	1:22.098	15	1 LAP	1:22.429	17	1 LAP	1:20.046
7	34.801	1:14.257	7	40.413	1:13.936	67	18.110	1:10.647	72	30.089	1:13.362	72	34.642	1:13.552
42	38.437	1:15.383	42	45.720	1:15.607	72	25.553	1:12.251	29	37.478	1:14.514	15	1 LAP	1:21.600
70	44.723	1:16.385	70	52.469	1:16.070	29	31.790	1:14.261	7	52.562	1:16.563	29	42.570	1:14.091
17	59.564	1:18.947				7	44.825	1:13.712	42	58.977	1:15.863	7	58.548	1:14.985
85	1:00.054	1:18.581				42	51.940	1:15.520				42	1:05.748	1:15.770
15	1:07.205	1:20.730				70	59.519	1:16.350						

Weather/Track: Bright/Dry

www.mstworld.com

Page 2 of 5

Donington Park  
Circuit Length = 1.9790 miles.  
Start: 14:33 End: 14:59

Printed - 15:01 Sunday, 04 May 2014

# HSCC Martini Trophy

## RACE 9 - LAP CHART - Donington Park - 3/4/5 May 2014

(contd.)

Lap 11			Lap 12			Lap 13			Lap 14			Lap 15		
No	Behind	Laptime	No	Behind	Laptime	No	Behind	Laptime	No	Behind	Laptime	No	Behind	Laptime
10		1:08.518	77		1:09.150	77		1:09.105	77		1:08.700	77		1:08.695
77	1.918	1:08.482	10	0.964	1:12.032	10	0.483	1:08.624	10	0.539	1:08.756	10	0.396	1:08.552
67	28.176	1:13.031	42	1 LAP	1:17.797	42	1 LAP	1:16.638	15	2 LAPS	1:20.609	7	1 LAP	1:12.961
85	1 LAP	1:19.705	67	28.027	1:10.919	67	29.631	1:10.709	7	1 LAP	1:14.952	15	2 LAPS	1:19.905
72	39.180	1:13.056	85	1 LAP	1:18.661	72	45.569	1:13.033	42	1 LAP	1:16.732	42	1 LAP	1:16.238
17	1 LAP	1:19.106	72	41.641	1:13.529	85	1 LAP	1:19.181	67	31.235	1:10.304	67	32.866	1:10.326
29	48.699	1:14.647	17	1 LAP	1:18.819	17	1 LAP	1:18.845	72	50.259	1:13.390	72	56.098	1:14.534
15	1 LAP	1:21.179	29	52.489	1:14.858	29	57.373	1:13.989	85	1 LAP	1:18.228	29	1:09.853	1:15.175
7	1:04.122	1:14.092	15	1 LAP	1:21.161				29	1:03.373	1:14.700			
			7	1:06.319	1:13.265				17	1 LAP	1:18.287			

Weather/Track: Bright/Dry

www.mstworld.com

Page 3 of 5

Donington Park  
Circuit Length = 1.9790 miles.  
Start: 14:33 End: 14:59

Printed - 15:01 Sunday, 04 May 2014



# HSCC Martini Trophy

## RACE 9 - LAP CHART - Donington Park - 3/4/5 May 2014

(contd.)

Lap 16			Lap 17			Lap 18			Lap 19			Lap 20		
No	Behind	Laptime	No	Behind	Laptime	No	Behind	Laptime	No	Behind	Laptime	No	Behind	Laptime
10		1:09.683	77		1:09.210	77		1:08.595	77		1:09.390	77		1:11.558
77	0.588	1:10.667	10	0.455	1:10.253	10	0.440	1:08.580	29	1 LAP	1:15.995	72	1 LAP	1:14.539
85	2 LAPS	1:19.095	29	1 LAP	1:15.328	29	1 LAP	1:15.039	7	1 LAP	1:14.143	29	1 LAP	1:15.520
17	2 LAPS	1:19.566	85	2 LAPS	1:18.422	7	1 LAP	1:13.565	85	2 LAPS	1:20.372	7	1 LAP	1:12.768
7	1 LAP	1:13.513	7	1 LAP	1:13.301	85	2 LAPS	1:21.208	17	2 LAPS	1:18.350	67	38.120	1:12.225
70	6 LAPS	7:04.948	17	2 LAPS	1:19.245	17	2 LAPS	1:18.699	67	37.453	1:10.224	85	2 LAPS	1:19.806
15	2 LAPS	1:19.369	70	6 LAPS	1:17.177	70	6 LAPS	1:16.424	70	6 LAPS	1:18.150	17	2 LAPS	1:18.625
42	1 LAP	1:15.156	15	2 LAPS	1:20.239	67	36.619	1:10.556	15	2 LAPS	1:20.808	70	6 LAPS	1:16.697
67	33.084	1:10.297	67	34.658	1:11.372	15	2 LAPS	1:21.010	42	1 LAP	1:31.894P	15	2 LAPS	1:20.026
72	59.588	1:13.569	42	1 LAP	1:16.662	42	1 LAP	1:17.407						
			72	1:03.012	1:13.222	72	1:07.100	1:12.683						

Weather/Track: Bright/Dry

www.mstworld.com

Page 4 of 5

Donington Park  
Circuit Length = 1.9790 miles.  
Start: 14:33 End: 14:59

Printed - 15:01 Sunday, 04 May 2014

# HSCC Martini Trophy

## RACE 9 - LAP CHART - Donington Park - 3/4/5 May 2014

(contd.)

Lap 21			Lap 22			Lap 23			Lap 24			Lap 25		
No	Behind	Laptime	No	Behind	Laptime	No	Behind	Laptime	No	Behind	Laptime	No	Behind	Laptime
77		1:12.110	77		1:11.997									
72	1 LAP	1:13.764	15	3 LAPS	1:20.565									
29	1 LAP	1:14.495	72	1 LAP	1:13.893									
7	1 LAP	1:12.819	7	1 LAP	1:12.424									
67	36.323	1:10.313	29	1 LAP	1:15.537									
85	2 LAPS	1:17.435	67	34.309	1:09.983									
17	2 LAPS	1:17.528	85	2 LAPS	1:17.923									
70	6 LAPS	1:16.496	17	2 LAPS	1:17.516									
			70	6 LAPS	1:17.694									

Weather/Track: Bright/Dry

[www.mstworld.com](http://www.mstworld.com)

Page 5 of 5

Donington Park  
Circuit Length = 1.9790 miles.  
Start: 14:33 End: 14:59

Printed - 15:01 Sunday, 04 May 2014

**Motor Sport 90th Anniversary Trophy for Pre War Sports Cars**  
**RACE 10 - CLASSIFICATION - Donington Park - 3/4/5 May 2014**

POS	NO	CL	DRIVER	CAR	TIME	LAPS	GAP	MPH	BEST
1	11	V1	<b>Wakeman/Blakeney-Edwards</b>	Frazer Nash Super Sports	31:21.556	19		71.88	1:34.743
2	20	V2	<b>Getley</b>	Bentley 3/4½	31:43.538	19	21.982	71.05	1:35.921
3	16	V2	<b>Morley</b>	Bentley 3/4 ½	32:07.881	19	46.325	70.15	1:36.163
4	8	PV4	<b>Friedrichs/Smith</b>	Alvis Speed 20 SA	32:08.175	19	46.619	70.14	1:37.609
5	14	V1	<b>Champion/Stanton</b>	Frazer Nash Supersports	31:36.838	18	1 LAP	67.54	1:40.180
6	5	PV3	<b>Turner</b>	Squire Short Chassis	31:44.204	18	1 LAP	67.28	1:41.834
7	6	PV4	<b>Pellett</b>	Talbot 105 'GO 54'	31:48.480	18	1 LAP	67.13	1:41.378
8	9	PV3	<b>Ozanne</b>	Aston Martin 2 Litre Speed	32:43.809	18	1 LAP	65.24	1:44.184
9	24	V1	<b>Swift/Hall</b>	Frazer Nash Saloon 'Owlet'	32:48.377	18	1 LAP	65.09	1:44.138
10	18	V2	<b>MacKinnon</b>	Bentley 3 litre Tourer	33:03.784	18	1 LAP	64.58	1:44.743
11	22	V1	<b>Wylie/Blakeney-Edwards</b>	Frazer Nash AC Super Sports	31:42.977	17	2 LAPS	63.58	1:45.335
12	25	PV4	<b>Hine/Brown</b>	Lagonda LG45	31:58.739	16	3 LAPS	59.35	1:43.398
13	21	PV3	<b>Frankel/Frankel</b>	MG Cream Cracker	32:20.520	16	3 LAPS	58.68	1:55.403
14	17	V2	<b>Northam</b>	Bentley 4½	31:55.369	15	4 LAPS	55.73	2:02.317

**NOT CLASSIFIED**

19	V2	<b>Hudson/Morley</b>	Bentley 3/4½	19:41.826	11	D.N.F.	66.21	1:41.013
2	PV4	<b>Stretton</b>	Alta Sports	16:21.353	10	D.N.F.	72.48	1:35.543
7	V1	<b>Gillett/Smith</b>	Frazer Nash Supersports	12:51.216	8	D.N.F.	73.75	1:33.345
3	V1	<b>Cameron/Darbyshire</b>	Morgan Super Aero	11:53.007	7	D.N.F.	69.78	1:39.301

**FASTEST LAP**

7	V1	<b>Gillett/Smith</b>	Frazer Nash Supersports	1:33.345	7	76.32mph	122.83kph
2	PV4	<b>Stretton</b>	Alta Sports	1:35.543	2	74.56mph	120.00kph
20	V2	<b>Getley</b>	Bentley 3/4½	1:35.921	6	74.27mph	119.53kph
5	PV3	<b>Turner</b>	Squire Short Chassis	1:41.834	13	69.96mph	112.59kph

**Weather/Track: Bright/Dry**

**These results are provisional until the conclusion of any judicial and technical matters.**

Donington Park  
 Circuit Length = 1.9790 miles.  
 Start: 15:18 End: 15:50

Clerk of the Course:	Timekeeper:
----------------------	-------------

**Motor Sport 90th Anniversary Trophy for Pre War Sports Cars**  
**RACE 10 - LAP ANALYSIS - Donington Park - 3/4/5 May 2014**

<b>2</b>	<b>Stretton</b>	Alta Sports			
	1 - 1:44.215	6 - 1:35.911			
	2 - <b>1:35.543</b>	7 - 1:36.748			
	3 - 1:35.794	8 - 1:35.706			
	4 - 1:37.493	9 - 1:39.129			
	5 - 1:37.223	10 - 1:43.591P			
<b>3</b>	<b>Cameron/Darbyshire</b>	Morgan Super Aero			
	1 - 1:46.679	6 - 1:40.761			
	2 - 1:41.345	7 - 1:42.161			
	3 - 1:41.810				
	4 - 1:40.950				
	5 - <b>1:39.301</b>				
<b>4</b>	<b>Pellett</b>	Sunbeam Tourist Trophy			
<b>5</b>	<b>Turner</b>	Squire Short Chassis			
	1 - 1:54.761	6 - 1:42.999	11 - 1:45.713P	16 - 1:42.756	
	2 - 1:43.891	7 - 1:43.537	12 - 2:14.581	17 - 1:42.852	
	3 - 1:44.005	8 - 1:42.893	13 - <b>1:41.834</b>	18 - 1:43.618	
	4 - 1:44.094	9 - 1:42.505	14 - 1:42.682		
	5 - 1:46.023	10 - 1:43.472	15 - 1:41.988		
<b>6</b>	<b>Pellett</b>	Talbot 105 'GO 54'			
	1 - 1:57.351	6 - 1:42.784	11 - 1:42.898	16 - 1:42.710	
	2 - 1:45.253	7 - 1:43.137	12 - 1:41.858	17 - <b>1:41.378</b>	
	3 - 1:46.111	8 - 1:47.246P	13 - 1:41.632	18 - 1:43.553	
	4 - 1:42.984	9 - 2:19.822	14 - 1:42.368		
	5 - 1:41.989	10 - 1:43.800	15 - 1:41.606		
<b>7</b>	<b>Gillett/Smith</b>	Frazer Nash Supersports			
	1 - 1:37.302	6 - 1:33.707			
	2 - 1:33.755	7 - <b>1:33.345</b>			
	3 - 1:33.399	8 - 1:51.169P			
	4 - 1:34.763				
	5 - 1:33.776				

Weather/Track: Bright/Dry

www.mstworld.com

Page 1 of 4

Donington Park  
 Circuit Length = 1.9790 miles.  
 Start: 15:18 End: 15:50

Printed - 15:56 Sunday, 04 May 2014

**Motor Sport 90th Anniversary Trophy for Pre War Sports Cars**  
**RACE 10 - LAP ANALYSIS - Donington Park - 3/4/5 May 2014**  
 (contd.)

<b>8</b>	<b>Friedrichs/Smith</b>	Alvis Speed 20 SA					
1 -	1:43.762	6 -	1:38.410	11 -	2:15.014	16 -	1:38.505
2 -	1:38.758	7 -	1:38.908	12 -	1:38.650	17 -	1:38.217
3 -	1:39.165	8 -	1:38.674	13 -	1:38.586	18 -	<b>1:37.609</b>
4 -	1:39.991	9 -	1:39.752	14 -	1:39.509	19 -	1:38.678
5 -	1:38.893	10 -	1:45.996P	15 -	1:41.098		
<b>9</b>	<b>Ozanne</b>	Aston Martin 2 Litre Speed					
1 -	1:58.497	6 -	1:45.093	11 -	1:46.343	16 -	1:45.078
2 -	1:48.120	7 -	1:44.611	12 -	1:46.306	17 -	1:45.402
3 -	1:46.278	8 -	1:49.619P	13 -	1:46.389	18 -	<b>1:44.184</b>
4 -	1:45.907	9 -	2:25.600	14 -	1:47.348		
5 -	1:45.215	10 -	1:48.066	15 -	1:45.753		
<b>11</b>	<b>Wakeman/Blakeney-Edwards</b>	Frazer Nash Super Sports					
1 -	1:43.080	6 -	1:36.138	11 -	1:40.994P	16 -	1:38.127
2 -	1:36.063	7 -	1:35.476	12 -	2:04.792	17 -	1:37.982
3 -	1:38.076	8 -	<b>1:34.743</b>	13 -	1:37.338	18 -	1:39.597
4 -	1:36.422	9 -	1:35.966	14 -	1:37.283	19 -	1:38.271
5 -	1:37.508	10 -	1:36.112	15 -	1:37.588		
<b>14</b>	<b>Champion/Stanton</b>	Frazer Nash Supersports					
1 -	1:58.025	6 -	1:42.503	11 -	1:40.561	16 -	1:40.600
2 -	1:47.474	7 -	1:42.388	12 -	1:41.502	17 -	1:42.184
3 -	1:44.625	8 -	1:48.436P	13 -	1:41.797	18 -	1:41.869
4 -	1:43.677	9 -	2:13.814	14 -	1:41.372		
5 -	1:43.248	10 -	1:42.583	15 -	<b>1:40.180</b>		
<b>16</b>	<b>Morley</b>	Bentley 3/4 ½					
1 -	1:41.927	6 -	1:40.849	11 -	1:38.452	16 -	1:39.062
2 -	<b>1:36.163</b>	7 -	1:38.908	12 -	1:38.166	17 -	1:38.459
3 -	1:36.895	8 -	1:45.331P	13 -	1:38.878	18 -	1:38.786
4 -	1:38.578	9 -	2:18.741	14 -	1:38.957	19 -	1:39.979
5 -	1:39.403	10 -	1:40.406	15 -	1:39.941		
<b>17</b>	<b>Northam</b>	Bentley 4½					
1 -	2:14.717	6 -	2:05.837	11 -	2:03.989		
2 -	2:03.439	7 -	2:05.559	12 -	2:03.438		
3 -	2:04.838	8 -	2:10.425P	13 -	<b>2:02.317</b>		
4 -	2:03.992	9 -	2:42.028	14 -	2:02.399		
5 -	2:05.211	10 -	2:03.834	15 -	2:03.346		

Weather/Track: Bright/Dry

**Motor Sport 90th Anniversary Trophy for Pre War Sports Cars**  
**RACE 10 - LAP ANALYSIS - Donington Park - 3/4/5 May 2014**  
 (contd.)

<b>18</b>	<b>MacKinnon</b>	Bentley 3 litre Tourer			
1 - 1:59.832	6 - <b>1:44.743</b>	11 - 1:45.581	16 - 1:46.294		
2 - 1:48.411	7 - 1:50.185P	12 - 1:45.525	17 - 1:50.539		
3 - 1:45.996	8 - 2:28.773	13 - 1:45.295	18 - 1:51.294		
4 - 1:45.651	9 - 1:46.553	14 - 1:50.055			
5 - 1:45.278	10 - 1:45.659	15 - 1:48.120			
<b>19</b>	<b>Hudson/Morley</b>	Bentley 3/4½			
1 - 1:46.628	6 - 1:41.341	11 - 1:49.069P			
2 - 1:41.431	7 - 1:41.500				
3 - 1:41.810	8 - 1:44.866				
4 - 1:42.122	9 - 1:50.392P				
5 - <b>1:41.013</b>	10 - 2:21.654				
<b>20</b>	<b>Getley</b>	Bentley 3/4½			
1 - 1:41.192	6 - <b>1:35.921</b>	11 - 1:36.655	16 - 1:38.020		
2 - 1:36.268	7 - 1:36.751	12 - 1:37.114	17 - 1:37.373		
3 - 1:36.336	8 - 1:37.089	13 - 1:37.969	18 - 1:37.373		
4 - 1:36.487	9 - 1:46.689P	14 - 1:37.857	19 - 1:38.316		
5 - 1:36.864	10 - 2:21.355	15 - 1:37.909			
<b>21</b>	<b>Frankel/Frankel</b>	MG Cream Cracker			
1 - 2:08.765	6 - 1:57.750	11 - 1:57.593	16 - 1:59.389		
2 - 1:59.252	7 - 1:57.599	12 - 1:58.924			
3 - 1:58.803	8 - 1:59.358	13 - 1:55.579			
4 - 1:59.191	9 - 2:04.090P	14 - <b>1:55.403</b>			
5 - 1:58.589	10 - 2:33.714	15 - 1:56.521			
<b>22</b>	<b>Wylie/Blakeney-Edwards</b>	Frazer Nash AC Super Sports			
1 - 1:59.689	6 - 1:49.845P	11 - 1:48.337	16 - 1:49.309		
2 - 1:47.768	7 - 2:14.324	12 - 1:47.642	17 - 1:47.971		
3 - 1:46.546	8 - 1:47.998	13 - 1:47.811			
4 - 1:46.902	9 - 1:49.685P	14 - 1:48.853			
5 - <b>1:45.335</b>	10 - 2:17.217	15 - 1:47.745			
<b>24</b>	<b>Swift/Hall</b>	Frazer Nash Saloon 'Owlet'			
1 - 1:56.359	6 - 1:44.336	11 - 1:50.220	16 - 1:48.649		
2 - 1:48.774	7 - 1:44.298	12 - 1:48.901	17 - 1:48.173		
3 - 1:47.020	8 - <b>1:44.138</b>	13 - 1:48.592	18 - 1:47.811		
4 - 1:46.007	9 - 1:48.578P	14 - 1:49.814			
5 - 1:44.974	10 - 2:13.308	15 - 1:48.425			

Weather/Track: Bright/Dry

**Motor Sport 90th Anniversary Trophy for Pre War Sports Cars**  
**RACE 10 - LAP ANALYSIS - Donington Park - 3/4/5 May 2014**  
(contd.)

<b>25</b>	<b>Hine/Brown</b>	Lagonda LG45			
1 - 1:58.446	6 - <b>1:43.398</b>	11 - 2:10.397	16 - 2:02.114		
2 - 1:46.308	7 - 1:45.155	12 - 2:06.581			
3 - 1:44.886	8 - 1:53.275P	13 - 2:05.979			
4 - 1:43.887	9 - 3:02.779	14 - 2:01.348			
5 - 1:44.014	10 - 2:06.438	15 - 2:03.734			

Weather/Track: Bright/Dry

[www.mstworld.com](http://www.mstworld.com)

Donington Park  
Circuit Length = 1.9790 miles.  
Start: 15:18 End: 15:50  
Printed - 15:56 Sunday, 04 May 2014

**Motor Sport 90th Anniversary Trophy for Pre War Sports Cars**  
**RACE 10 - LAP CHART - Donington Park - 3/4/5 May 2014**

Lap 1			Lap 2			Lap 3			Lap 4			Lap 5		
No	Behind	Laptime	No	Behind	Laptime	No	Behind	Laptime	No	Behind	Laptime	No	Behind	Laptime
7		1:37.302	7		1:33.755	7		1:33.399	7		1:34.763	7		1:33.776
20	3.890	1:41.192	20	6.403	1:36.268	20	9.340	1:36.336	17	1 LAP	2:04.838	21	1 LAP	1:59.191
16	4.625	1:41.927	16	7.033	1:36.163	16	10.529	1:36.895	20	11.064	1:36.487	20	14.152	1:36.864
11	5.778	1:43.080	11	8.086	1:36.063	2	11.096	1:35.794	2	13.826	1:37.493	2	17.273	1:37.223
8	6.460	1:43.762	2	8.701	1:35.543	11	12.763	1:38.076	16	14.344	1:38.578	11	18.154	1:37.508
2	6.913	1:44.215	8	11.463	1:38.758	8	17.229	1:39.165	11	14.422	1:36.422	16	19.971	1:39.403
19	9.326	1:46.628	3	16.967	1:41.345	3	25.378	1:41.810	8	22.457	1:39.991	8	27.574	1:38.893
3	9.377	1:46.679	19	17.002	1:41.431	19	25.413	1:41.810	3	31.565	1:40.950	17	1 LAP	2:03.992
5	17.459	1:54.761	5	27.595	1:43.891	5	38.201	1:44.005	19	32.772	1:42.122	3	37.090	1:39.301
24	19.057	1:56.359	6	31.547	1:45.253	6	44.259	1:46.111	5	47.532	1:44.094	19	40.009	1:41.013
6	20.049	1:57.351	25	33.697	1:46.308	25	45.184	1:44.886	6	52.480	1:42.984	5	59.779	1:46.023
14	20.723	1:58.025	24	34.076	1:48.774	14	45.668	1:44.625	25	54.308	1:43.887	6	1:00.693	1:41.989
25	21.144	1:58.446	14	34.442	1:47.474	24	47.697	1:47.020	14	54.582	1:43.677	14	1:04.054	1:43.248
9	21.195	1:58.497	9	35.560	1:48.120	9	48.439	1:46.278	24	58.941	1:46.007	25	1:04.546	1:44.014
22	22.387	1:59.689	22	36.400	1:47.768	22	49.547	1:46.546	9	59.583	1:45.907	24	1:10.139	1:44.974
18	22.530	1:59.832	18	37.186	1:48.411	18	49.783	1:45.996	18	1:00.671	1:45.651	9	1:11.022	1:45.215
21	31.463	2:08.765	21	56.960	1:59.252	21	1:22.364	1:58.803	22	1:01.686	1:46.902	18	1:12.173	1:45.278
17	37.415	2:14.717	17	1:07.099	2:03.439							22	1:13.245	1:45.335

Weather/Track: Bright/Dry

www.mstworld.com

Donington Park  
 Circuit Length = 1.9790 miles.  
 Start: 15:18 End: 15:50



**Motor Sport 90th Anniversary Trophy for Pre War Sports Cars**  
**RACE 10 - LAP CHART - Donington Park - 3/4/5 May 2014**  
 (contd.)

Lap 6			Lap 7			Lap 8			Lap 9			Lap 10		
No	Behind	Laptime	No	Behind	Laptime	No	Behind	Laptime	No	Behind	Laptime	No	Behind	Laptime
7		1:33.707	7		1:33.345	7		1:51.169P	11		1:35.966	11		1:36.112
20	16.366	1:35.921	20	19.772	1:36.751	20	5.692	1:37.089	2	4.290	1:39.129	2	11.769	1:43.591P
2	19.477	1:35.911	11	22.716	1:35.476	11	6.290	1:34.743	20	10.125	1:46.689P	14	1 LAP	2:13.814
11	20.585	1:36.138	2	22.880	1:36.748	2	7.417	1:35.706	17	2 LAPS	2:05.559	6	1 LAP	2:19.822
16	27.113	1:40.849	16	32.676	1:38.908	22	1 LAP	2:14.324	8	22.841	1:39.752	8	32.725	1:45.996P
8	32.277	1:38.410	8	37.840	1:38.908	8	25.345	1:38.674	22	1 LAP	1:47.998	22	1 LAP	1:49.685P
21	1 LAP	1:58.589	3	52.960	1:42.161	16	26.838	1:45.331P	18	1 LAP	2:28.773	9	1 LAP	2:25.600
3	44.144	1:40.761	19	55.798	1:41.500	19	49.495	1:44.866	19	57.631	1:50.392P	17	2 LAPS	2:10.425P
19	47.643	1:41.341	21	1 LAP	1:57.750	21	1 LAP	1:57.599	16	1:03.323	2:18.741	18	1 LAP	1:46.553
17	1 LAP	2:05.211	5	1:19.263	1:43.537	5	1:10.987	1:42.893	5	1:11.236	1:42.505	20	55.368	2:21.355
5	1:09.071	1:42.999	6	1:19.562	1:43.137	6	1:15.639	1:47.246P	21	1 LAP	1:59.358	16	1:07.617	1:40.406
6	1:09.770	1:42.784	14	1:21.893	1:42.388	14	1:19.160	1:48.436P	24	1:31.012	1:48.578P	25	1 LAP	3:02.779
14	1:12.850	1:42.503	25	1:26.047	1:45.155	24	1:24.690	1:44.138				5	1:18.596	1:43.472
25	1:14.237	1:43.398	24	1:31.721	1:44.298	25	1:28.153	1:53.275P						
24	1:20.768	1:44.336	9	1:33.674	1:44.611	9	1:32.124	1:49.619P						
9	1:22.408	1:45.093	17	1 LAP	2:05.837									
18	1:23.209	1:44.743	18	1:40.049	1:50.185P									
22	1:29.383	1:49.845P												

Weather/Track: Bright/Dry

www.mstworld.com

Donington Park  
 Circuit Length = 1.9790 miles.  
 Start: 15:18 End: 15:50

**Motor Sport 90th Anniversary Trophy for Pre War Sports Cars**  
**RACE 10 - LAP CHART - Donington Park - 3/4/5 May 2014**  
 (contd.)

Lap 11			Lap 12			Lap 13			Lap 14			Lap 15		
No	Behind	Laptime	No	Behind	Laptime	No	Behind	Laptime	No	Behind	Laptime	No	Behind	Laptime
11		1:40.994P	11		2:04.792	11		1:37.338	11		1:37.283	11		1:37.588
19	1 LAP	2:21.654	24	1 LAP	1:50.220	6	1 LAP	1:41.858	5	1 LAP	1:41.834	14	1 LAP	1:41.372
21	2 LAPS	2:04.090P	20	23.351	1:37.114	25	2 LAPS	2:10.397	14	1 LAP	1:41.797	5	1 LAP	1:42.682
14	1 LAP	1:42.583	9	1 LAP	1:46.343	17	3 LAPS	2:03.834	6	1 LAP	1:41.632	6	1 LAP	1:42.368
6	1 LAP	1:43.800	18	1 LAP	1:45.581	20	23.982	1:37.969	20	24.556	1:37.857	20	24.877	1:37.909
24	1 LAP	2:13.308	16	38.449	1:38.166	24	1 LAP	1:48.901	17	3 LAPS	2:03.989	16	44.016	1:39.941
9	1 LAP	1:48.066	8	40.603	1:38.650	9	1 LAP	1:46.306	24	1 LAP	1:48.592	8	47.587	1:41.098
18	1 LAP	1:45.659	21	2 LAPS	2:33.714	18	1 LAP	1:45.525	25	2 LAPS	2:06.581	24	1 LAP	1:49.814
20	51.029	1:36.655	22	1 LAP	1:48.337	16	39.989	1:38.878	16	41.663	1:38.957	9	1 LAP	1:47.348
16	1:05.075	1:38.452	5	1:33.104	2:14.581	8	41.851	1:38.586	8	44.077	1:39.509	17	3 LAPS	2:03.438
8	1:06.745	2:15.014	14	1:33.466	1:41.502	21	2 LAPS	1:57.593	9	1 LAP	1:46.389	18	1 LAP	1:50.055
22	1 LAP	2:17.217				22	1 LAP	1:47.642	18	1 LAP	1:45.295	25	2 LAPS	2:05.979
5	1:23.315	1:45.713P							22	1 LAP	1:47.811	22	1 LAP	1:48.853
25	1 LAP	2:06.438							21	2 LAPS	1:58.924			
17	2 LAPS	2:42.028												
19	1:51.248	1:49.069P												
14	1:56.756	1:40.561												
6	2:02.797	1:42.898												

Weather/Track: Bright/Dry

www.mstworld.com

Donington Park  
 Circuit Length = 1.9790 miles.  
 Start: 15:18 End: 15:50

Printed - 15:56 Sunday, 04 May 2014

**Motor Sport 90th Anniversary Trophy for Pre War Sports Cars**  
**RACE 10 - LAP CHART - Donington Park - 3/4/5 May 2014**  
 (contd.)

Lap 16			Lap 17			Lap 18			Lap 19			Lap 20		
No	Behind	Laptime	No	Behind	Laptime	No	Behind	Laptime	No	Behind	Laptime	No	Behind	Laptime
11		1:38.127	11		1:37.982	11		1:39.597	11		1:38.271			
21	3 LAPS	1:55.579	22	2 LAPS	1:47.745	17	4 LAPS	2:02.399	14	1 LAP	1:41.869			
14	1 LAP	1:40.180	14	1 LAP	1:40.600	14	1 LAP	1:42.184	22	2 LAPS	1:47.971			
5	1 LAP	1:41.988	5	1 LAP	1:42.756	22	2 LAPS	1:49.309	20	21.982	1:38.316			
6	1 LAP	1:41.606	6	1 LAP	1:42.710	25	3 LAPS	2:03.734	5	1 LAP	1:43.618			
20	24.770	1:38.020	21	3 LAPS	1:55.403	5	1 LAP	1:42.852	6	1 LAP	1:43.553			
16	44.951	1:39.062	20	24.161	1:37.373	6	1 LAP	1:41.378	17	4 LAPS	2:03.346			
8	47.965	1:38.505	16	45.428	1:38.459	20	21.937	1:37.373	25	3 LAPS	2:02.114			
24	1 LAP	1:48.425	8	48.200	1:38.217	21	3 LAPS	1:56.521	16	46.325	1:39.979			
9	1 LAP	1:45.753	24	1 LAP	1:48.649	16	44.617	1:38.786	8	46.619	1:38.678			
18	1 LAP	1:48.120	9	1 LAP	1:45.078	8	46.212	1:37.609	21	3 LAPS	1:59.389			
17	3 LAPS	2:02.317	18	1 LAP	1:46.294	9	1 LAP	1:45.402	9	1 LAP	1:44.184			
25	2 LAPS	2:01.348				24	1 LAP	1:48.173	24	1 LAP	1:47.811			
						18	1 LAP	1:50.539	18	1 LAP	1:51.294			

Weather/Track: Bright/Dry

www.mstworld.com

Donington Park  
 Circuit Length = 1.9790 miles.  
 Start: 15:18 End: 15:50

Printed - 15:56 Sunday, 04 May 2014

## U2TC Pre-'66 Under 2 Litre Touring Cars

### RACE 11 - CLASSIFICATION - Donington Park - 3/4/5 May 2014

POS	NO	CL	DRIVER(S)	CAR	TIME	LAPS	GAP	MPH	BEST
1	89	C	Banks/Banks	Alfa Romeo Giulia Sprint GTA	1:00:42.876	42		82.10	1:24.824
2	100	D	Oliver/Shaw	BMW 1800 TiSA	1:00:48.807	42	5.931	81.97	1:24.981
3	70	C	Kremer	Ford Lotus Cortina	1:01:30.741	42	47.865	81.04	1:25.280
4	52	C	Brown**/Dutton	Ford Lotus Cortina	1:01:53.105	42	1:10.229	80.55	1:25.553
5	63	C	Tromans/Meaden	Ford Lotus Cortina Mk1	1:01:53.397	42	1:10.521	80.55	1:25.104
6	64	D	McInerney**	BMW 1800 TiSa	1:01:23.456	41	1 LAP	79.27	1:27.244
7	111	D	Venables/Clark	BMW 1800 Ti/SA	1:01:26.901	41	1 LAP	79.19	1:26.891
8	59	B	Beebee/Beebee	Austin Mini Cooper S	1:01:37.610	41	1 LAP	78.96	1:27.251
9	14	B	Swift**/Henderson	Morris Mini Cooper S	1:02:11.903	41	1 LAP	78.24	1:27.359
10	161	C	Letts**/Letts	Ford Lotus Cortina	1:01:12.166	40	2 LAPS	77.57	1:26.502
11	91	C	Lund/Strommen	Ford Lotus Cortina Mk1	1:01:20.470	40	2 LAPS	77.39	1:28.868
12	20	B	Hunt/Blakeney-Edwards	Morris Mini Cooper	1:01:21.667	40	2 LAPS	77.37	1:28.786
13	179	C	Martin	Ford Lotus Cortina	1:01:05.342	39	3 LAPS	75.77	1:30.586
14	17	C	Henderson	Ford Lotus Cortina Mk 1	1:00:51.774	38	4 LAPS	74.10	1:31.214
15	148	D	Taft/James	BMW 1800 Ti	1:01:09.240	38	4 LAPS	73.75	1:26.233
16	68	C	Steele/Buxton	Ford Lotus Cortina	59:18.469	36	6 LAPS	72.04	1:29.192
17	99	B	Majou	Austin Cooper S	48:57.564	32	10 LAPS	77.57	1:28.837
18	34	INV	Gordon	Alfa Romeo Giulietta ti	37:47.323	17	25 LAPS	53.36	1:34.620

#### NOT CLASSIFIED

69	C	Avill/Winrow	Ford Lotus Cortina	1:01:50.317	32	N.C.F.	61.41	1:24.933
11	B	Lewis	Austin Mini Cooper S	46:37.855	31	D.N.F.	78.89	1:27.318
92	B	Jones	Morris Mini Cooper S	48:28.671	31	D.N.F.	75.89	1:29.425
47	C	Voyazides/Hadfield	Ford Lotus Cortina	42:45.419	29	D.N.F.	80.49	1:24.957
45	C	Ketvel/Hancock	Alfa Romeo Giulia	46:59.307	27	D.N.F.	68.19	1:31.320
79	C	Jones	Ford Lotus Cortina Mk1	38:42.510	26	D.N.F.	79.70	1:25.259
62	C	Wilwert/Mailliet	Alfa Romeo Giulia TI Super	35:28.775	20	D.N.F.	66.88	1:32.253
16	C	Tomlin/Stretton	Ford Lotus Cortina	25:53.228	17	D.N.F.	77.90	1:26.243
5	C	Monteverde/Pearson	Ford Consul Cortina	16:36.400	11	D.N.F.	78.54	1:27.449
74	C	Wright**/Gans	Alfa Romeo Giulia GTA	12:21.694	8	D.N.F.	76.69	1:26.220
13	C	Wilson/Wolfe	Ford Lotus Cortina Mk 1	2:57.700	1	D.N.F.	39.46	

#### FASTEST LAP

89	C	Banks/Banks	Alfa Romeo Giulia Sprint GTA	1:24.824	12	83.99mph	135.16kph
100	D	Oliver/Shaw	BMW 1800 TiSA	1:24.981	29	83.83mph	134.91kph
59	B	Beebee/Beebee	Austin Mini Cooper S	1:27.251	27	81.65mph	131.40kph
34	INV	Gordon	Alfa Romeo Giulietta ti	1:34.620	10	75.29mph	121.17kph

\*\*Cars 14, 52, 64, 74, 161 - No working transponders. Regulation Q.12.2.1 refers.  
 Weather/Track: Bright/Dry  
 These results are provisional until the conclusion of any judicial and technical matters.

Donington Park  
 Circuit Length = 1.9790 miles.  
 Start: 16:00 End: 17:01

Clerk of the Course:	Timekeeper:
----------------------	-------------

**U2TC Pre-'66 Under 2 Litre Touring Cars**  
**RACE 11 - LAP ANALYSIS - Donington Park - 3/4/5 May 2014**

<b>5</b>	<b>Monteverde/Pearson</b>	Ford Consul Cortina				
1 - 1:35.822	6 - 1:27.651	11 - 1:45.273P				
2 - 1:29.167	7 - <b>1:27.449</b>					
3 - 1:28.761	8 - 1:28.036					
4 - 1:29.781	9 - 1:27.971					
5 - 1:27.915	10 - 1:28.574					
<b>11</b>	<b>Lewis</b>	Austin Mini Cooper S				
1 - 1:36.892	6 - 1:28.098	11 - 1:28.394	16 - 1:28.562	21 - 1:28.593	26 - 1:28.174	31 - <b>1:27.318</b>
2 - 1:29.760	7 - 1:28.160	12 - 1:27.709	17 - 1:31.317P	22 - 1:27.611	27 - 1:27.695	
3 - 1:29.139	8 - 1:28.337	13 - 1:28.078	18 - 2:18.667	23 - 1:27.543	28 - 1:27.715	
4 - 1:28.866	9 - 1:28.564	14 - 1:28.007	19 - 1:27.891	24 - 1:28.091	29 - 1:27.920	
5 - 1:28.197	10 - 1:28.749	15 - 1:28.601	20 - 1:29.264	25 - 1:27.975	30 - 1:27.968	
<b>13</b>	<b>Wilson/Wolfe</b>	Ford Lotus Cortina Mk 1				
1 - 2:57.700P						
<b>14</b>	<b>Swift**/Henderson</b>	Morris Mini Cooper S				
1 - 1:39.184	11 - 1:28.205	21 - 1:27.795	31 - 1:30.037	41 - 1:30.874		
2 - 1:28.570	12 - 1:27.967	22 - 1:28.919	32 - 1:34.013			
3 - 1:28.530	13 - 1:29.274	23 - <b>1:27.359</b>	33 - 1:32.507			
4 - 1:28.371	14 - 1:28.017	24 - 1:28.457	34 - 1:33.053			
5 - 1:30.295	15 - 1:27.909	25 - 1:31.616P	35 - 1:32.397			
6 - 1:28.486	16 - 1:28.314	26 - 2:09.196	36 - 1:34.393			
7 - 1:28.770	17 - 1:28.067	27 - 1:31.656	37 - 1:33.143			
8 - 1:27.891	18 - 1:28.640	28 - 1:31.773	38 - 1:31.967			
9 - 1:28.122	19 - 1:28.675	29 - 1:29.540	39 - 1:31.511			
10 - 1:28.767	20 - 1:28.243	30 - 1:30.276	40 - 1:31.124			
<b>16</b>	<b>Tomlin/Stretton</b>	Ford Lotus Cortina				
1 - 1:34.956	6 - 1:26.844	11 - 1:26.929	16 - 1:32.687P			
2 - 1:27.946	7 - 1:29.684	12 - <b>1:26.243</b>	17 - 2:17.415P			
3 - 1:27.744	8 - 1:27.937	13 - 1:26.818				
4 - 1:27.744	9 - 1:28.386	14 - 1:26.839				
5 - 1:27.649	10 - 1:28.842	15 - 1:28.565				

\*\*Cars 14, 52, 64, 74, 161 - No working transponders. Regulation Q.12.2.1 refers.  
 Weather/Track: Bright/Dry

**U2TC Pre-'66 Under 2 Litre Touring Cars**  
**RACE 11 - LAP ANALYSIS - Donington Park - 3/4/5 May 2014**  
 (contd.)

<b>17</b>	<b>Henderson</b>	Ford Lotus Cortina Mk 1									
1 -	3:19.024	11 -	1:35.148	21 -	1:34.176	31 -	1:34.326				
2 -		12 -	1:33.255	22 -	1:33.916	32 -	1:34.413				
3 -	1:34.411	13 -	1:34.014	23 -	1:31.469	33 -	1:33.863				
4 -	1:34.134	14 -	1:33.926	24 -	1:31.528	34 -	1:35.416				
5 -	1:32.843	15 -	1:34.570	25 -	1:32.131	35 -	1:34.635				
6 -	1:32.445	16 -	1:32.333	26 -	1:31.594	36 -	1:32.170				
7 -	1:32.808	17 -	1:34.199	27 -	1:33.115	37 -	1:32.273				
8 -	1:33.185	18 -	1:40.006P	28 -	1:34.452	38 -	1:33.090				
9 -	1:32.735	19 -	2:56.593	29 -	<b>1:31.214</b>						
10 -	1:33.776	20 -	1:32.328	30 -	1:36.260						
<b>20</b>	<b>Hunt/Blakeney-Edwards</b>	Morris Mini Cooper									
1 -	1:39.782	11 -	1:30.555	21 -	1:36.189P	31 -	1:29.043				
2 -	1:33.477	12 -	1:32.066	22 -	2:11.046	32 -	1:30.559				
3 -	1:31.355	13 -	1:30.742	23 -	1:31.781	33 -	1:29.801				
4 -	1:32.394	14 -	1:31.956	24 -	1:29.931	34 -	1:29.386				
5 -	1:31.832	15 -	1:31.350	25 -	1:29.821	35 -	1:29.253				
6 -	1:31.522	16 -	1:31.612	26 -	1:29.290	36 -	1:29.372				
7 -	1:31.016	17 -	1:30.669	27 -	1:30.802	37 -	1:29.611				
8 -	1:31.346	18 -	1:31.783	28 -	1:29.202	38 -	1:28.869				
9 -	1:30.966	19 -	1:31.498	29 -	1:30.020	39 -	<b>1:28.786</b>				
10 -	1:31.043	20 -	1:30.219	30 -	1:31.550	40 -	1:30.172				
<b>34</b>	<b>Gordon</b>	Alfa Romeo Giulietta ti									
1 -	1:47.103	6 -	1:38.635	11 -	1:55.875	16 -	1:35.149				
2 -	2:09.847	7 -	1:40.021	12 -	1:36.354	17 -	1:40.888P				
3 -	1:37.166	8 -	1:35.711	13 -	1:37.650						
4 -	1:38.331	9 -	1:35.261	14 -	1:58.587P						
5 -	1:37.308	10 -	<b>1:34.620</b>	15 -	X:00.000						
<b>45</b>	<b>Ketvel/Hancock</b>	Alfa Romeo Giulia									
1 -	1:45.281	6 -	1:37.961	11 -	1:37.927	16 -	1:33.357	21 -	1:32.288	26 -	1:34.249
2 -	1:38.233	7 -	1:36.815	12 -	1:42.955	17 -	1:32.672	22 -	1:31.855	27 -	1:40.977P
3 -	1:38.927	8 -	1:36.312	13 -	2:08.227P	18 -	1:32.177	23 -	1:32.250		
4 -	1:37.673	9 -	1:39.394	14 -	4:49.541	19 -	1:31.839	24 -	<b>1:31.320</b>		
5 -	1:36.448	10 -	1:37.822	15 -	1:35.823	20 -	1:31.836	25 -	1:35.148		
<b>47</b>	<b>Voyazides/Hadfield</b>	Ford Lotus Cortina									
1 -	1:32.882	6 -	1:27.318	11 -	1:28.099	16 -	1:25.834	21 -	1:25.447	26 -	1:25.001
2 -	1:27.977	7 -	1:27.014	12 -	1:27.452	17 -	1:26.803	22 -	1:25.605	27 -	1:25.269
3 -	1:27.642	8 -	1:26.598	13 -	1:32.953P	18 -	1:25.883	23 -	1:25.690	28 -	1:25.136
4 -	1:26.595	9 -	1:27.690	14 -	1:59.166	19 -	1:26.894	24 -	<b>1:24.957</b>	29 -	1:38.446P
5 -	1:28.666	10 -	1:27.502	15 -	1:25.659	20 -	1:25.781	25 -	1:25.460		

\*\*Cars 14, 52, 64, 74, 161 - No working transponders. Regulation Q.12.2.1 refers.  
 Weather/Track: Bright/Dry

**U2TC Pre-'66 Under 2 Litre Touring Cars**  
**RACE 11 - LAP ANALYSIS - Donington Park - 3/4/5 May 2014**  
 (contd.)

<b>52</b>	<b>Brown**/Dutton</b>	<b>Ford Lotus Cortina</b>			
1 - 1:33.093	11 - 1:26.159	21 - 1:27.560	31 - <b>1:25.553</b>	41 - 1:26.719	
2 - 1:28.366	12 - 1:26.643	22 - 1:26.193	32 - 1:25.731	42 - 1:27.480	
3 - 1:28.128	13 - 1:26.036	23 - 1:27.266	33 - 1:27.208		
4 - 1:26.173	14 - 1:27.245	24 - 1:26.394	34 - 1:27.132		
5 - 1:28.001	15 - 1:32.677P	25 - 1:25.728	35 - 1:30.214		
6 - 1:26.720	16 - 2:21.948	26 - 1:25.794	36 - 1:26.107		
7 - 1:26.644	17 - 1:26.594	27 - 1:25.632	37 - 1:27.088		
8 - 1:27.103	18 - 1:26.318	28 - 1:25.944	38 - 1:27.016		
9 - 1:26.709	19 - 1:26.463	29 - 1:26.600	39 - 1:25.870		
10 - 1:26.660	20 - 1:27.466	30 - 1:26.995	40 - 1:27.735		
<b>59</b>	<b>Beebee/Beebee</b>	<b>Austin Mini Cooper S</b>			
1 - 1:37.899	11 - 1:29.219	21 - 1:28.144	31 - 1:27.274	41 - 1:29.189	
2 - 1:30.349	12 - 1:28.958	22 - 1:27.665	32 - 1:31.679		
3 - 1:29.517	13 - 1:28.254	23 - 1:27.973	33 - 1:30.818		
4 - 1:28.694	14 - 1:28.363	24 - 1:27.955	34 - 1:29.717		
5 - 1:28.709	15 - 1:28.087	25 - 1:27.424	35 - 1:29.309		
6 - 1:29.701	16 - 1:29.469	26 - 1:27.664	36 - 1:28.865		
7 - 1:28.721	17 - 1:28.778	27 - <b>1:27.251</b>	37 - 1:28.603		
8 - 1:29.713	18 - 1:29.075	28 - 1:27.682	38 - 1:29.938		
9 - 1:29.590	19 - 1:33.025P	29 - 1:27.681	39 - 1:29.703		
10 - 1:29.523	20 - 2:10.085	30 - 1:28.129	40 - 1:29.218		
<b>62</b>	<b>Wilwert/Mailliet</b>	<b>Alfa Romeo Giulia TI Super</b>			
1 - 1:45.415	6 - <b>1:32.253</b>	11 - 1:33.623	16 - 1:42.245		
2 - 1:35.295	7 - 1:32.947	12 - 1:33.350	17 - 1:34.702		
3 - 1:33.105	8 - 1:33.421	13 - 1:34.952	18 - 1:37.077		
4 - 1:34.103	9 - 1:32.545	14 - 1:34.702	19 - 2:07.867P		
5 - 1:33.354	10 - 1:34.855	15 - 1:33.815	20 - 4:49.149P		
<b>63</b>	<b>Tromans/Meaden</b>	<b>Ford Lotus Cortina Mk1</b>			
1 - 1:32.555	11 - 1:27.162	21 - 1:25.767	31 - 1:25.461	41 - 1:32.038	
2 - 1:27.908	12 - 1:26.305	22 - 1:25.435	32 - 1:25.344	42 - 1:33.425	
3 - 1:28.705	13 - 1:26.541	23 - 1:25.123	33 - 1:26.544		
4 - 1:27.170	14 - 1:33.187P	24 - 1:25.381	34 - 1:26.086		
5 - 1:27.751	15 - 2:05.929	25 - 1:25.874	35 - 1:25.713		
6 - 1:27.492	16 - 1:26.080	26 - 1:25.315	36 - 1:26.686		
7 - 1:27.244	17 - 1:26.123	27 - 1:26.019	37 - 1:25.994		
8 - 1:26.738	18 - 1:25.623	28 - <b>1:25.104</b>	38 - 1:26.524		
9 - 1:27.369	19 - 1:26.549	29 - 1:42.706	39 - 1:26.247		
10 - 1:27.504	20 - 1:25.812	30 - 1:25.896	40 - 1:30.968		

\*\*Cars 14, 52, 64, 74, 161 - No working transponders. Regulation Q.12.2.1 refers.  
 Weather/Track: Bright/Dry

**U2TC Pre-'66 Under 2 Litre Touring Cars**  
**RACE 11 - LAP ANALYSIS - Donington Park - 3/4/5 May 2014**  
 (contd.)

<b>64</b>	<b>McInerney**</b>	<b>BMW 1800 TiSa</b>				
1 - 1:36.293	11 - 1:27.473	21 - 1:28.186	31 - 1:27.877	41 - 1:29.219		
2 - 1:32.169	12 - 1:27.811	22 - 1:28.188	32 - 1:28.254			
3 - 1:28.078	13 - 1:27.677	23 - 1:27.870	33 - 1:29.361			
4 - 1:28.551	14 - 1:27.511	24 - 1:27.758	34 - 1:29.330			
5 - 1:29.275	15 - <b>1:27.244</b>	25 - 1:31.499P	35 - 1:28.794			
6 - 1:27.618	16 - 1:28.007	26 - 2:17.598	36 - 1:28.090			
7 - 1:27.316	17 - 1:29.236	27 - 1:28.931	37 - 1:28.285			
8 - 1:28.434	18 - 1:28.268	28 - 1:28.181	38 - 1:28.219			
9 - 1:28.068	19 - 1:28.467	29 - 1:28.310	39 - 1:28.223			
10 - 1:28.121	20 - 1:27.904	30 - 1:28.983	40 - 1:28.779			
<b>68</b>	<b>Steele/Buxton</b>	<b>Ford Lotus Cortina</b>				
1 - 1:40.530	11 - 1:29.398	21 - 1:36.013	31 - 1:37.862			
2 - 1:31.719	12 - 1:30.477	22 - 1:37.861	32 - 1:36.836			
3 - <b>1:29.192</b>	13 - 1:30.966	23 - 1:37.922	33 - 1:36.859			
4 - 1:29.442	14 - 1:30.402	24 - 1:35.975	34 - 1:50.100P			
5 - 1:32.034	15 - 1:34.353P	25 - 1:35.489	35 - 2:31.596			
6 - 1:30.284	16 - 2:47.322	26 - 1:34.527	36 - 1:58.367P			
7 - 1:30.027	17 - 1:39.192	27 - 1:35.442				
8 - 1:29.568	18 - 1:38.552	28 - 1:35.080				
9 - 1:29.791	19 - 1:37.654	29 - 1:34.230				
10 - 1:30.185	20 - 1:37.329	30 - 1:35.893				
<b>69</b>	<b>Avill/Winrow</b>	<b>Ford Lotus Cortina</b>				
1 - 1:34.019	6 - X:00.000	11 - 1:26.738	16 - 1:25.969	21 - 1:25.762	26 - 1:25.965	31 - 1:25.782
2 - 1:28.707	7 - 1:26.197	12 - 1:26.412	17 - 1:26.136	22 - 1:25.904	27 - 1:27.460	32 - 1:26.034
3 - 1:29.565	8 - 1:27.588	13 - 1:28.141	18 - <b>1:24.933</b>	23 - 1:27.227	28 - 1:26.544	
4 - 1:28.596	9 - 1:25.519	14 - 1:26.172	19 - 1:26.365	24 - 1:26.283	29 - 1:25.521	
5 - 1:31.190	10 - 1:26.170	15 - 1:25.558	20 - 1:27.079	25 - 1:31.103	30 - 1:26.942	
<b>70</b>	<b>Kremer</b>	<b>Ford Lotus Cortina</b>				
1 - 1:31.310	11 - 1:26.310	21 - 1:26.451	31 - 1:26.624	41 - 1:26.385		
2 - 1:25.681	12 - 1:25.818	22 - 1:27.188	32 - 1:27.285	42 - 1:26.497		
3 - <b>1:25.280</b>	13 - 1:25.591	23 - 1:25.966	33 - 1:28.036			
4 - 1:25.318	14 - 1:26.343	24 - 1:26.151	34 - 1:27.234			
5 - 1:25.654	15 - 1:25.786	25 - 1:32.052P	35 - 1:28.436			
6 - 1:25.696	16 - 1:26.890	26 - 2:17.878	36 - 1:27.431			
7 - 1:25.940	17 - 1:26.212	27 - 1:26.005	37 - 1:26.328			
8 - 1:26.121	18 - 1:26.062	28 - 1:25.922	38 - 1:26.142			
9 - 1:26.187	19 - 1:26.818	29 - 1:27.594	39 - 1:26.862			
10 - 1:25.538	20 - 1:27.132	30 - 1:26.642	40 - 1:25.945			

\*\*Cars 14, 52, 64, 74, 161 - No working transponders. Regulation Q.12.2.1 refers.  
 Weather/Track: Bright/Dry



**U2TC Pre-'66 Under 2 Litre Touring Cars**  
**RACE 11 - LAP ANALYSIS - Donington Park - 3/4/5 May 2014**  
 (contd.)

<b>74</b>	<b>Wright**/Gans</b>	Alfa Romeo Giulia GTA					
1 - 1:44.467	6 - 1:31.161						
2 - <b>1:26.220</b>	7 - 1:30.036						
3 - 1:30.086	8 - 1:37.830P						
4 - 1:31.035							
5 - 1:30.859							
<b>79</b>	<b>Jones</b>	Ford Lotus Cortina Mk1					
1 - 1:31.145	6 - 1:26.063	11 - 1:25.793	16 - 1:25.835	21 - 1:26.629	26 - 1:39.010P		
2 - 1:25.700	7 - 1:25.902	12 - 1:26.955	17 - 1:26.742	22 - 1:25.690			
3 - <b>1:25.259</b>	8 - 1:26.265	13 - 1:25.718	18 - 1:26.296	23 - 1:26.336			
4 - 1:26.349	9 - 1:26.619	14 - 1:25.807	19 - 1:26.054	24 - 1:31.211P			
5 - 1:25.622	10 - 1:26.225	15 - 1:27.159	20 - 1:27.101	25 - 2:25.025			
<b>89</b>	<b>Banks/Banks</b>	Alfa Romeo Giulia Sprint GTA					
1 - 1:28.999	11 - 1:25.252	21 - 1:26.105	31 - 1:25.707	41 - 1:26.070			
2 - 1:26.051	12 - <b>1:24.824</b>	22 - 1:28.884P	32 - 1:25.888	42 - 1:26.504			
3 - 1:25.637	13 - 1:24.942	23 - 2:03.468	33 - 1:25.392				
4 - 1:25.655	14 - 1:25.108	24 - 1:25.809	34 - 1:26.078				
5 - 1:25.761	15 - 1:25.333	25 - 1:25.573	35 - 1:26.601				
6 - 1:26.589	16 - 1:24.972	26 - 1:25.363	36 - 1:26.057				
7 - 1:25.539	17 - 1:25.321	27 - 1:25.160	37 - 1:26.015				
8 - 1:25.355	18 - 1:25.011	28 - 1:25.333	38 - 1:25.690				
9 - 1:25.543	19 - 1:26.819	29 - 1:26.178	39 - 1:26.245				
10 - 1:25.236	20 - 1:25.496	30 - 1:25.505	40 - 1:25.808				
<b>91</b>	<b>Lund/Strommen</b>	Ford Lotus Cortina Mk1					
1 - 1:40.808	11 - 1:30.821	21 - 1:32.128	31 - 1:29.094				
2 - 1:33.244	12 - 1:30.349	22 - 1:31.774	32 - 1:29.553				
3 - 1:30.413	13 - 1:30.885	23 - 1:29.964	33 - 1:30.425				
4 - 1:31.540	14 - 1:32.514	24 - 1:29.352	34 - 1:29.720				
5 - 1:31.292	15 - 1:31.094	25 - 1:29.258	35 - <b>1:28.868</b>				
6 - 1:31.383	16 - 1:33.471	26 - 1:28.890	36 - 1:29.035				
7 - 1:31.256	17 - 1:30.629	27 - 1:29.318	37 - 1:29.802				
8 - 1:31.556	18 - 1:32.646	28 - 1:29.108	38 - 1:29.521				
9 - 1:30.406	19 - 1:33.580P	29 - 1:29.617	39 - 1:28.883				
10 - 1:31.109	20 - 2:15.333	30 - 1:32.198	40 - 1:29.633				
<b>92</b>	<b>Jones</b>	Morris Mini Cooper S					
1 - 1:39.461	6 - 1:30.856	11 - 1:30.350	16 - 1:30.996	21 - 1:30.963	26 - 1:30.527	31 - 1:51.709P	
2 - 1:30.652	7 - 1:31.860	12 - 1:30.735	17 - 1:30.760	22 - 1:30.975	27 - 1:30.008		
3 - 1:30.202	8 - 1:30.330	13 - 1:30.637	18 - 1:30.919	23 - 1:31.821	28 - 1:30.144		
4 - 1:29.604	9 - 1:31.412	14 - 1:37.829P	19 - 1:31.399	24 - 1:30.082	29 - <b>1:29.425</b>		
5 - 1:30.931	10 - 1:31.172	15 - 2:31.068	20 - 1:31.453	25 - 1:30.181	30 - 1:30.210		

\*\*Cars 14, 52, 64, 74, 161 - No working transponders. Regulation Q.12.2.1 refers.  
 Weather/Track: Bright/Dry

**U2TC Pre-'66 Under 2 Litre Touring Cars**  
**RACE 11 - LAP ANALYSIS - Donington Park - 3/4/5 May 2014**  
 (contd.)

<b>99</b>	<b>Majou</b>	Austin Cooper S					
1 - 1:38.830	6 - 1:29.893	11 - 1:29.007	16 - 2:25.336	21 - 1:29.359	26 - 1:29.268	31 - 1:29.333	
2 - 1:30.414	7 - 1:29.121	12 - 1:29.854	17 - 1:29.429	22 - 1:30.289	27 - 1:29.220	32 - 1:30.769	
3 - <b>1:28.837</b>	8 - 1:30.068	13 - 1:29.336	18 - 1:29.544	23 - 1:30.062	28 - 1:30.484		
4 - 1:29.456	9 - 1:29.429	14 - 1:29.437	19 - 1:29.411	24 - 1:30.655	29 - 1:29.092		
5 - 1:29.173	10 - 1:29.590	15 - 1:34.059P	20 - 1:29.626	25 - 1:29.055	30 - 1:30.128		
<b>100</b>	<b>Oliver/Shaw</b>	BMW 1800 TiSA					
1 - 1:28.273	11 - 1:25.765	21 - 1:25.284	31 - 1:25.543	41 - 1:25.265			
2 - 1:26.041	12 - 1:25.993	22 - 1:26.031	32 - 1:27.079	42 - 1:27.350			
3 - 1:25.285	13 - 1:25.285	23 - 1:25.172	33 - 1:25.936				
4 - 1:25.637	14 - 1:25.672	24 - 1:25.489	34 - 1:27.237				
5 - 1:26.845	15 - 1:26.160	25 - 1:25.685	35 - 1:26.875				
6 - 1:26.000	16 - 1:26.412	26 - 1:25.988	36 - 1:26.451				
7 - 1:25.240	17 - 1:25.380	27 - 1:25.569	37 - 1:25.870				
8 - 1:25.952	18 - 1:25.311	28 - 1:26.735	38 - 1:25.258				
9 - 1:26.857	19 - 1:31.711P	29 - <b>1:24.981</b>	39 - 1:26.097				
10 - 1:25.179	20 - 1:57.897	30 - 1:25.822	40 - 1:26.195				
<b>111</b>	<b>Venables/Clark</b>	BMW 1800 Ti/SA					
1 - 1:38.974	11 - 1:28.038	21 - 1:28.969	31 - 1:28.416	41 - 1:29.236			
2 - 1:30.455	12 - <b>1:26.891</b>	22 - 1:30.236	32 - 1:28.598				
3 - 1:29.714	13 - 1:27.352	23 - 1:28.696	33 - 1:32.513				
4 - 1:28.389	14 - 1:27.843	24 - 1:29.457	34 - 1:28.137				
5 - 1:27.878	15 - 1:27.555	25 - 1:28.443	35 - 1:28.143				
6 - 1:28.502	16 - 1:28.131	26 - 1:28.017	36 - 1:27.268				
7 - 1:28.036	17 - 1:31.338P	27 - 1:27.388	37 - 1:28.232				
8 - 1:27.126	18 - 2:14.249	28 - 1:27.618	38 - 1:27.972				
9 - 1:27.773	19 - 1:30.372	29 - 1:27.986	39 - 1:29.351				
10 - 1:27.886	20 - 1:30.092	30 - 1:27.697	40 - 1:27.934				
<b>148</b>	<b>Taft/James</b>	BMW 1800 Ti					
1 - 1:36.743	11 - 1:26.900	21 - 1:42.081	31 - 1:38.866				
2 - 1:28.528	12 - 1:27.052	22 - 1:38.817	32 - 1:37.044				
3 - 1:28.820	13 - <b>1:26.233</b>	23 - 1:40.474	33 - 1:38.989				
4 - 1:27.942	14 - 1:26.912	24 - 1:39.328	34 - 1:39.110				
5 - 1:28.264	15 - 1:28.637	25 - 1:39.402	35 - 1:37.419				
6 - 1:26.656	16 - 1:27.428	26 - 1:37.704	36 - 1:37.283				
7 - 1:27.061	17 - 1:26.256	27 - 1:39.511	37 - 1:37.726				
8 - 1:26.547	18 - 1:26.950	28 - 1:38.269	38 - 1:37.759				
9 - 1:27.180	19 - 1:30.236P	29 - 1:39.499					
10 - 1:28.129	20 - 3:40.758	30 - 1:36.727					

\*\*Cars 14, 52, 64, 74, 161 - No working transponders. Regulation Q.12.2.1 refers.  
 Weather/Track: Bright/Dry

**U2TC Pre-'66 Under 2 Litre Touring Cars**  
**RACE 11 - LAP ANALYSIS - Donington Park - 3/4/5 May 2014**  
 (contd.)

<b>161</b>	<b>Letts**/Letts</b>	<b>Ford Lotus Cortina</b>			
1 - 1:37.195	11 - 1:27.113	21 - 1:26.962	31 - 1:30.131		
2 - 1:28.077	12 - <b>1:26.502</b>	22 - 1:26.780	32 - 1:30.373		
3 - 1:29.638	13 - 1:26.842	23 - 1:26.959	33 - 1:29.766		
4 - 1:27.301	14 - 1:26.830	24 - 1:28.094	34 - 1:30.633		
5 - 1:28.116	15 - 1:29.129	25 - 1:31.735P	35 - 1:29.482		
6 - 1:27.022	16 - 1:27.072	26 - 2:12.472	36 - 1:28.954		
7 - 1:27.457	17 - 1:26.618	27 - 2:57.418	37 - 1:29.031		
8 - 1:26.710	18 - 1:26.656	28 - 1:29.168	38 - 1:29.804		
9 - 1:27.526	19 - 1:26.996	29 - 1:28.713	39 - 1:29.625		
10 - 1:27.292	20 - 1:27.866	30 - 1:28.814	40 - 1:29.294		

<b>179</b>	<b>Martin</b>	<b>Ford Lotus Cortina</b>			
1 - 1:41.795	11 - 1:31.851	21 - 1:31.238	31 - 1:32.612		
2 - 1:32.804	12 - 1:31.628	22 - 1:30.929	32 - 1:31.965		
3 - 1:31.807	13 - 1:33.608	23 - 1:36.878P	33 - 1:31.577		
4 - 1:32.551	14 - 1:32.140	24 - 2:40.927	34 - <b>1:30.586</b>		
5 - 1:32.257	15 - 1:31.676	25 - 1:30.959	35 - 1:30.952		
6 - 1:31.828	16 - 1:32.934	26 - 1:30.922	36 - 1:31.480		
7 - 1:32.160	17 - 1:32.313	27 - 1:32.710	37 - 1:31.594		
8 - 1:32.152	18 - 1:31.217	28 - 1:30.768	38 - 1:32.417		
9 - 1:31.419	19 - 1:32.129	29 - 1:31.357	39 - 1:33.489		
10 - 1:31.296	20 - 1:31.237	30 - 1:31.180			

\*\*Cars 14, 52, 64, 74, 161 - No working transponders. Regulation Q.12.2.1 refers.  
 Weather/Track: Bright/Dry

**U2TC Pre-'66 Under 2 Litre Touring Cars**  
**RACE 11 - LAP CHART - Donington Park - 3/4/5 May 2014**

Lap 1			Lap 2			Lap 3			Lap 4			Lap 5		
No	Behind	Laptime	No	Behind	Laptime	No	Behind	Laptime	No	Behind	Laptime	No	Behind	Laptime
100		1:28.273	100		1:26.041	100		1:25.285	100		1:25.637	100		1:26.845
89	0.726	1:28.999	89	0.736	1:26.051	89	1.088	1:25.637	89	1.106	1:25.655	89	0.022	1:25.761
79	2.872	1:31.145	79	2.531	1:25.700	79	2.505	1:25.259	70	2.353	1:25.318	34	1 LAP	1:38.331
70	3.037	1:31.310	70	2.677	1:25.681	70	2.672	1:25.280	79	3.217	1:26.349	70	1.162	1:25.654
63	4.282	1:32.555	63	6.149	1:27.908	47	8.902	1:27.642	47	9.860	1:26.595	79	1.994	1:25.622
47	4.609	1:32.882	13	1 LAP	2:57.700P	63	9.569	1:28.705	52	10.524	1:26.173	52	11.680	1:28.001
52	4.820	1:33.093	47	6.545	1:27.977	52	9.988	1:28.128	63	11.102	1:27.170	47	11.681	1:28.666
69	5.746	1:34.019	52	7.145	1:28.366	16	11.047	1:27.744	16	13.154	1:27.744	63	12.008	1:27.751
16	6.683	1:34.956	69	8.412	1:28.707	69	12.692	1:29.565	69	15.651	1:28.596	16	13.958	1:27.649
5	7.549	1:35.822	16	8.588	1:27.946	5	14.151	1:28.761	148	16.797	1:27.942	148	18.216	1:28.264
64	8.020	1:36.293	5	10.675	1:29.167	148	14.492	1:28.820	161	16.975	1:27.301	161	18.246	1:28.116
148	8.470	1:36.743	148	10.957	1:28.528	161	15.311	1:29.638	5	18.295	1:29.781	5	19.365	1:27.915
11	8.619	1:36.892	161	10.958	1:28.077	11	16.192	1:29.139	14	19.419	1:28.371	69	19.996	1:31.190
161	8.922	1:37.195	11	12.338	1:29.760	14	16.685	1:28.530	11	19.421	1:28.866	11	20.773	1:28.197
59	9.626	1:37.899	14	1 LAP	1:39.184	64	16.941	1:28.078	64	19.855	1:28.551	64	22.285	1:29.275
99	10.557	1:38.830	14	13.440	1:28.570	59	18.166	1:29.517	59	21.223	1:28.694	14	22.869	1:30.295
111	10.701	1:38.974	59	13.934	1:30.349	99	18.482	1:28.837	111	22.296	1:28.389	59	23.087	1:28.709
92	11.188	1:39.461	64	14.148	1:32.169	111	19.544	1:29.714	99	22.301	1:29.456	111	23.329	1:27.878
20	11.509	1:39.782	99	14.930	1:30.414	92	20.716	1:30.202	92	24.683	1:29.604	99	24.629	1:29.173
68	12.257	1:40.530	111	15.115	1:30.455	74	21.174	1:30.086	68	25.647	1:29.442	92	28.769	1:30.931
91	12.535	1:40.808	92	15.799	1:30.652	68	21.842	1:29.192	74	26.572	1:31.035	74	30.586	1:30.859
179	13.522	1:41.795	74	16.373	1:26.220	91	24.866	1:30.413	91	30.769	1:31.540	68	30.836	1:32.034
74	16.194	1:44.467	68	17.935	1:31.719	20	25.015	1:31.355	20	31.772	1:32.394	91	35.216	1:31.292
45	17.008	1:45.281	20	18.945	1:33.477	179	26.807	1:31.807	179	33.721	1:32.551	20	36.759	1:31.832
62	17.142	1:45.415	91	19.738	1:33.244	17	33.836	1:34.411	17	42.333	1:34.134	179	39.133	1:32.257
34	18.830	1:47.103	179	20.285	1:32.804	62	34.216	1:33.105	62	42.682	1:34.103	17	48.331	1:32.843
			17	1 LAP	3:19.024	45	42.842	1:38.927	45	54.878	1:37.673	62	49.191	1:33.354
			62	26.396	1:35.295	34	1:14.517	1:37.166				45	1:04.481	1:36.448
			45	29.200	1:38.233									
			34	1:02.636	2:09.847									

**\*\*Cars 14, 52, 64, 74, 161 - No working transponders. Regulation Q.12.2.1 refers.**

**Weather/Track: Bright/Dry**

Donington Park  
 Circuit Length = 1.9790 miles.  
 Start: 16:00 End: 17:01

**U2TC Pre-'66 Under 2 Litre Touring Cars**  
**RACE 11 - LAP CHART - Donington Park - 3/4/5 May 2014**  
 (contd.)

Lap 6			Lap 7			Lap 8			Lap 9			Lap 10		
No	Behind	Laptime	No	Behind	Laptime	No	Behind	Laptime	No	Behind	Laptime	No	Behind	Laptime
100		1:26.000	100		1:25.240	100		1:25.952	89		1:25.543	89		1:25.236
89	0.611	1:26.589	89	0.910	1:25.539	89	0.313	1:25.355	100	1.001	1:26.857	100	0.944	1:25.179
70	0.858	1:25.696	70	1.558	1:25.940	70	1.727	1:26.121	70	2.058	1:26.187	70	2.360	1:25.538
79	2.057	1:26.063	79	2.719	1:25.902	45	1 LAP	1:36.815	79	3.795	1:26.619	79	4.784	1:26.225
34	1 LAP	1:37.308	52	13.804	1:26.644	79	3.032	1:26.265	45	1 LAP	1:36.312	52	17.232	1:26.660
52	12.400	1:26.720	47	14.773	1:27.014	52	14.955	1:27.103	52	15.808	1:26.709	47	19.519	1:27.502
47	12.999	1:27.318	63	15.504	1:27.244	47	15.419	1:26.598	47	17.253	1:27.690	63	20.071	1:27.504
63	13.500	1:27.492	16	19.246	1:29.684	63	16.290	1:26.738	63	17.803	1:27.369	148	25.505	1:28.129
16	14.802	1:26.844	148	20.693	1:27.061	16	21.231	1:27.937	148	22.612	1:27.180	161	25.969	1:27.292
148	18.872	1:26.656	161	21.485	1:27.457	148	21.288	1:26.547	16	23.761	1:28.386	45	1 LAP	1:39.394
161	19.268	1:27.022	5	23.225	1:27.449	161	22.243	1:26.710	161	23.913	1:27.526	16	27.367	1:28.842
5	21.016	1:27.651	34	1 LAP	1:38.635	5	25.309	1:28.036	5	27.424	1:27.971	5	30.762	1:28.574
11	22.871	1:28.098	11	25.791	1:28.160	11	28.176	1:28.337	64	30.673	1:28.068	64	33.558	1:28.121
64	23.903	1:27.618	64	25.979	1:27.316	64	28.461	1:28.434	11	30.884	1:28.564	111	34.368	1:27.886
14	25.355	1:28.486	111	28.627	1:28.036	111	29.801	1:27.126	111	31.718	1:27.773	11	34.397	1:28.749
111	25.831	1:28.502	14	28.885	1:28.770	14	30.824	1:27.891	14	33.090	1:28.122	14	36.621	1:28.767
59	26.788	1:29.701	59	30.269	1:28.721	59	34.030	1:29.713	59	37.764	1:29.590	59	42.051	1:29.523
99	28.522	1:29.893	99	32.403	1:29.121	99	36.519	1:30.068	99	40.092	1:29.429	99	44.446	1:29.590
92	33.625	1:30.856	68	39.907	1:30.027	34	1 LAP	1:40.021	68	47.458	1:29.791	68	52.407	1:30.185
68	35.120	1:30.284	92	40.245	1:31.860	68	43.523	1:29.568	34	1 LAP	1:35.711	92	56.115	1:31.172
74	35.747	1:31.161	74	40.543	1:30.036	92	44.623	1:30.330	92	50.179	1:31.412	34	1 LAP	1:35.261
91	40.599	1:31.383	91	46.615	1:31.256	74	52.421	1:37.830P	91	56.769	1:30.406	91	1:02.642	1:31.109
20	42.281	1:31.522	20	48.057	1:31.016	91	52.219	1:31.556	20	58.561	1:30.966	20	1:04.368	1:31.043
179	44.961	1:31.828	179	51.881	1:32.160	20	53.451	1:31.346	179	1:03.644	1:31.419	179	1:09.704	1:31.296
17	54.776	1:32.445	17	1:02.344	1:32.808	179	58.081	1:32.152	17	1:16.456	1:32.735	17	1:24.996	1:33.776
62	55.444	1:32.253	62	1:03.151	1:32.947	17	1:09.577	1:33.185	62	1:17.309	1:32.545			
45	1:16.442	1:37.961				62	1:10.620	1:33.421						

**\*\*Cars 14, 52, 64, 74, 161 - No working transponders. Regulation Q.12.2.1 refers.**  
**Weather/Track: Bright/Dry**

Donington Park  
 Circuit Length = 1.9790 miles.  
 Start: 16:00 End: 17:01

**U2TC Pre-'66 Under 2 Litre Touring Cars**  
**RACE 11 - LAP CHART - Donington Park - 3/4/5 May 2014**  
 (contd.)

Lap 11			Lap 12			Lap 13			Lap 14			Lap 15		
No	Behind	Laptime	No	Behind	Laptime	No	Behind	Laptime	No	Behind	Laptime	No	Behind	Laptime
89		1:25.252	89		1:24.824	89		1:24.942	89		1:25.108	89		1:25.333
100	1.457	1:25.765	100	2.626	1:25.993	100	2.969	1:25.285	100	3.533	1:25.672	91	1 LAP	1:32.514
62	1 LAP	1:34.855	70	4.412	1:25.818	70	5.061	1:25.591	70	6.296	1:26.343	20	1 LAP	1:31.956
70	3.418	1:26.310	79	7.456	1:26.955	79	8.232	1:25.718	179	1 LAP	1:33.608	100	4.360	1:26.160
79	5.325	1:25.793	17	1 LAP	1:35.148	34	2 LAPS	1:55.875	79	8.931	1:25.807	70	6.749	1:25.786
52	18.139	1:26.159	62	1 LAP	1:33.623	17	1 LAP	1:33.255	52	23.189	1:27.245	79	10.757	1:27.159
63	21.981	1:27.162	52	19.958	1:26.643	62	1 LAP	1:33.350	34	2 LAPS	1:36.354	179	1 LAP	1:32.140
47	22.366	1:28.099	63	23.462	1:26.305	52	21.052	1:26.036	17	1 LAP	1:34.014	45	2 LAPS	2:08.227P
148	27.153	1:26.900	47	24.994	1:27.452	63	25.061	1:26.541	62	1 LAP	1:34.952	52	30.533	1:32.677P
161	27.830	1:27.113	148	29.381	1:27.052	148	30.672	1:26.233	148	32.476	1:26.912	148	35.780	1:28.637
16	29.044	1:26.929	161	29.508	1:26.502	161	31.408	1:26.842	63	33.140	1:33.187P	17	1 LAP	1:33.926
64	35.779	1:27.473	16	30.463	1:26.243	16	32.339	1:26.818	161	33.130	1:26.830	161	36.926	1:29.129
111	37.154	1:28.038	64	38.766	1:27.811	47	33.005	1:32.953P	16	34.070	1:26.839	16	37.302	1:28.565
11	37.539	1:28.394	111	39.221	1:26.891	64	41.501	1:27.677	64	43.904	1:27.511	34	2 LAPS	1:37.650
45	1 LAP	1:37.822	11	40.424	1:27.709	111	41.631	1:27.352	111	44.366	1:27.843	62	1 LAP	1:34.702
14	39.574	1:28.205	14	42.717	1:27.967	11	43.560	1:28.078	11	46.459	1:28.007	64	45.815	1:27.244
59	46.018	1:29.219	59	50.152	1:28.958	14	47.049	1:29.274	14	49.958	1:28.017	111	46.588	1:27.555
99	48.201	1:29.007	45	1 LAP	1:37.927	59	53.464	1:28.254	59	56.719	1:28.363	11	49.727	1:28.601
5	50.783	1:45.273P	99	53.231	1:29.854	99	57.625	1:29.336	99	1:01.954	1:29.437	14	52.534	1:27.909
68	56.553	1:29.398	68	1:02.206	1:30.477	68	1:08.230	1:30.966	47	1:07.063	1:59.166	59	59.473	1:28.087
92	1:01.213	1:30.350	92	1:07.124	1:30.735	45	1 LAP	1:42.955	68	1:13.524	1:30.402	47	1:07.389	1:25.659
91	1:08.211	1:30.821	91	1:13.736	1:30.349	92	1:12.819	1:30.637	92	1:25.540	1:37.829P	99	1:10.680	1:34.059P
34	1 LAP	1:34.620	20	1:16.913	1:32.066	91	1:19.679	1:30.885				63	1:13.736	2:05.929
20	1:09.671	1:30.555	179	1:23.107	1:31.628	20	1:22.713	1:30.742				68	1:22.544	1:34.353P
179	1:16.303	1:31.851												

\*\*Cars 14, 52, 64, 74, 161 - No working transponders. Regulation Q.12.2.1 refers.  
 Weather/Track: Bright/Dry

Donington Park  
 Circuit Length = 1.9790 miles.  
 Start: 16:00 End: 17:01

**U2TC Pre-'66 Under 2 Litre Touring Cars**  
**RACE 11 - LAP CHART - Donington Park - 3/4/5 May 2014**  
 (contd.)

Lap 16			Lap 17			Lap 18			Lap 19			Lap 20		
No	Behind	Laptime	No	Behind	Laptime	No	Behind	Laptime	No	Behind	Laptime	No	Behind	Laptime
89		1:24.972	89		1:25.321	89		1:25.011	89		1:26.819	89		1:25.496
100	5.800	1:26.412	52	1 LAP	2:21.948	52	1 LAP	1:26.594	52	1 LAP	1:26.318	52	1 LAP	1:26.463
91	1 LAP	1:31.094	69	11 LAPS	16:48.736	69	11 LAPS	1:26.197	69	11 LAPS	1:27.588	69	11 LAPS	1:25.519
70	8.667	1:26.890	100	5.859	1:25.380	100	6.159	1:25.311	68	2 LAPS	1:39.192	70	12.244	1:27.132
20	1 LAP	1:31.350	70	9.558	1:26.212	70	10.609	1:26.062	100	11.051	1:31.711P	79	15.166	1:27.101
79	11.620	1:25.835	79	13.041	1:26.742	16	1 LAP	2:17.415P	70	10.608	1:26.818	68	2 LAPS	1:38.552
179	1 LAP	1:31.676	91	1 LAP	1:33.471	79	14.326	1:26.296	79	13.561	1:26.054	111	1 LAP	1:30.372
148	38.236	1:27.428	20	1 LAP	1:31.612	91	1 LAP	1:30.629	111	1 LAP	2:14.249	11	1 LAP	1:27.891
161	39.026	1:27.072	179	1 LAP	1:32.934	20	1 LAP	1:30.669	11	1 LAP	2:18.667	20	1 LAP	1:31.498
16	45.017	1:32.687P	148	39.171	1:26.256	179	1 LAP	1:32.313	91	1 LAP	1:32.646	91	1 LAP	1:33.580P
17	1 LAP	1:34.570	161	40.323	1:26.618	148	41.110	1:26.950	20	1 LAP	1:31.783	100	43.452	1:57.897
62	1 LAP	1:33.815	99	1 LAP	2:25.336	161	41.968	1:26.656	179	1 LAP	1:31.217	161	44.515	1:27.866
64	48.850	1:28.007	17	1 LAP	1:32.333	99	1 LAP	1:29.429	161	42.145	1:26.996	179	1 LAP	1:32.129
111	49.747	1:28.131	64	52.765	1:29.236	64	56.022	1:28.268	148	44.527	1:30.236P	99	1 LAP	1:29.411
11	53.317	1:28.562	111	55.764	1:31.338P	17	1 LAP	1:34.199	99	1 LAP	1:29.544	64	1:00.078	1:27.904
14	55.876	1:28.314	14	58.622	1:28.067	14	1:02.251	1:28.640	64	57.670	1:28.467	14	1:06.854	1:28.243
59	1:03.970	1:29.469	11	59.313	1:31.317P	45	4 LAPS	4:49.541	14	1:04.107	1:28.675	47	1:10.965	1:25.781
92	1 LAP	2:31.068	62	1 LAP	1:42.245	47	1:10.605	1:25.883	47	1:10.680	1:26.894	63	1:16.304	1:25.812
47	1:08.251	1:25.834	59	1:07.427	1:28.778	59	1:11.491	1:29.075	45	4 LAPS	1:35.823	45	4 LAPS	1:33.357
34	2 LAPS	1:58.587P	47	1:09.733	1:26.803	62	1 LAP	1:34.702	17	1 LAP	1:40.006P			
63	1:14.844	1:26.080	92	1 LAP	1:30.996	63	1:16.258	1:25.623	63	1:15.988	1:26.549			
			63	1:15.646	1:26.123	92	1 LAP	1:30.760	59	1:17.697	1:33.025P			
			68	1 LAP	2:47.322				92	1 LAP	1:30.919			
									62	1 LAP	1:37.077			

\*\*Cars 14, 52, 64, 74, 161 - No working transponders. Regulation Q.12.2.1 refers.  
 Weather/Track: Bright/Dry

Donington Park  
 Circuit Length = 1.9790 miles.  
 Start: 16:00 End: 17:01

**U2TC Pre-'66 Under 2 Litre Touring Cars**  
**RACE 11 - LAP CHART - Donington Park - 3/4/5 May 2014**  
 (contd.)

Lap 21			Lap 22			Lap 23			Lap 24			Lap 25		
No	Behind	Laptime	No	Behind	Laptime	No	Behind	Laptime	No	Behind	Laptime	No	Behind	Laptime
89		1:26.105	89		1:28.884P	70		1:25.966	70		1:26.151	70		1:32.052P
92	2 LAPS	1:31.399	92	2 LAPS	1:31.453	79	1.972	1:26.336	92	2 LAPS	1:30.975	92	2 LAPS	1:31.821
52	1 LAP	1:27.466	52	1 LAP	1:27.560	148	2 LAPS	1:42.081	79	7.032	1:31.211P	34	9 LAPS	1:35.149
69	11 LAPS	1:26.170	69	11 LAPS	1:26.738	111	1 LAP	1:30.236	148	2 LAPS	1:38.817	11	1 LAP	1:28.091
70	12.590	1:26.451	148	2 LAPS	3:40.758	11	1 LAP	1:27.611	111	1 LAP	1:28.696	89	19.787	1:25.573
79	15.690	1:26.629	70	10.894	1:27.188	59	1 LAP	1:27.665	11	1 LAP	1:27.543	111	1 LAP	1:29.457
111	1 LAP	1:30.092	79	12.496	1:25.690	89	26.608	2:03.468	89	26.266	1:25.809	100	21.061	1:25.685
68	2 LAPS	1:37.654	111	1 LAP	1:28.969	100	28.090	1:25.172	100	27.428	1:25.489	59	1 LAP	1:27.955
11	1 LAP	1:29.264	11	1 LAP	1:28.593	161	33.367	1:26.959	59	1 LAP	1:27.973	148	2 LAPS	1:40.474
59	1 LAP	2:10.085	59	1 LAP	1:28.144	68	2 LAPS	1:36.013	161	35.310	1:28.094	161	34.993	1:31.735P
20	1 LAP	1:30.219	100	39.778	1:26.031	179	1 LAP	1:30.929	68	2 LAPS	1:37.861	47	48.072	1:25.460
62	2 LAPS	2:07.867P	68	2 LAPS	1:37.329	64	52.473	1:27.870	64	54.080	1:27.758	64	53.527	1:31.499P
100	42.631	1:25.284	161	43.268	1:26.780	99	1 LAP	1:30.289	47	54.664	1:24.957	63	53.832	1:25.874
161	45.372	1:26.962	20	1 LAP	1:36.189P	47	55.858	1:25.690	62	4 LAPS	4:49.149P	68	2 LAPS	1:37.922
179	1 LAP	1:31.237	179	1 LAP	1:31.238	14	59.078	1:27.359	179	1 LAP	1:36.878P	99	1 LAP	1:30.655
99	1 LAP	1:29.626	99	1 LAP	1:29.359	63	1:00.780	1:25.123	99	1 LAP	1:30.062	79	1:00.005	2:25.025
64	1:02.159	1:28.186	64	1:01.463	1:28.188	20	1 LAP	2:11.046	63	1:00.010	1:25.381	14	1:00.948	1:31.616P
14	1:08.544	1:27.795	47	1:07.028	1:25.605	17	2 LAPS	1:34.176	14	1:01.384	1:28.457	52	1:14.792	1:25.728
47	1:10.307	1:25.447	14	1:08.579	1:28.919	52	1:20.873	1:27.266	52	1:21.116	1:26.394	69	10 LAPS	1:25.558
63	1:15.966	1:25.767	63	1:12.517	1:25.435	69	10 LAPS	1:28.141	69	10 LAPS	1:26.172	20	1 LAP	1:29.931
17	2 LAPS	2:56.593	17	2 LAPS	1:32.328	91	1 LAP	1:31.774	20	1 LAP	1:31.781	91	1 LAP	1:29.352
91	1 LAP	2:15.333	91	1 LAP	1:32.128	45	4 LAPS	1:31.839	91	1 LAP	1:29.964	17	2 LAPS	1:31.469
45	4 LAPS	1:32.672	45	4 LAPS	1:32.177	34	8 LAPS	10:28.817	17	2 LAPS	1:33.916	45	4 LAPS	1:32.288
			52	1:30.467	1:26.193				45	4 LAPS	1:31.836	92	1 LAP	1:30.082
			69	10 LAPS	1:26.412							34	8 LAPS	1:40.888P
			92	1 LAP	1:30.963									

\*\*Cars 14, 52, 64, 74, 161 - No working transponders. Regulation Q.12.2.1 refers.  
 Weather/Track: Bright/Dry

Donington Park  
 Circuit Length = 1.9790 miles.  
 Start: 16:00 End: 17:01



**U2TC Pre-'66 Under 2 Litre Touring Cars**  
**RACE 11 - LAP CHART - Donington Park - 3/4/5 May 2014**  
 (contd.)

Lap 26			Lap 27			Lap 28			Lap 29			Lap 30		
No	Behind	Laptime	No	Behind	Laptime	No	Behind	Laptime	No	Behind	Laptime	No	Behind	Laptime
89		1:25.363	89		1:25.160	89		1:25.333	89		1:26.178	89		1:25.505
100	1.899	1:25.988	64	1 LAP	2:17.598	100	3.710	1:26.735	17	3 LAPS	1:31.594	100	2.830	1:25.822
11	1 LAP	1:27.975	100	2.308	1:25.569	64	1 LAP	1:28.931	92	2 LAPS	1:30.008	92	2 LAPS	1:30.144
111	1 LAP	1:28.443	11	1 LAP	1:28.174	14	1 LAP	1:31.656	100	2.513	1:24.981	17	3 LAPS	1:33.115
59	1 LAP	1:27.424	111	1 LAP	1:28.017	11	1 LAP	1:27.695	45	5 LAPS	1:31.320	64	1 LAP	1:28.310
179	2 LAPS	2:40.927	59	1 LAP	1:27.664	111	1 LAP	1:27.388	64	1 LAP	1:28.181	11	1 LAP	1:27.920
148	2 LAPS	1:39.328	179	2 LAPS	1:30.959	59	1 LAP	1:27.251	11	1 LAP	1:27.715	111	1 LAP	1:27.986
47	27.923	1:25.001	47	28.032	1:25.269	47	27.835	1:25.136	111	1 LAP	1:27.618	45	5 LAPS	1:35.148
70	32.728	2:17.878	70	33.573	1:26.005	179	2 LAPS	1:30.922	14	1 LAP	1:31.773	59	1 LAP	1:27.681
63	33.997	1:25.315	63	34.856	1:26.019	70	34.162	1:25.922	59	1 LAP	1:27.682	14	1 LAP	1:29.540
99	1 LAP	1:29.055	148	2 LAPS	1:39.402	63	34.627	1:25.104	70	35.578	1:27.594	70	36.715	1:26.642
68	2 LAPS	1:35.975	99	1 LAP	1:29.268	99	1 LAP	1:29.220	47	40.103	1:38.446P	179	2 LAPS	1:30.768
79	53.865	1:39.010P	52	55.908	1:25.632	148	2 LAPS	1:37.704	179	2 LAPS	1:32.710	63	51.546	1:25.896
52	55.436	1:25.794	69	10 LAPS	1:26.136	52	56.519	1:25.944	63	51.155	1:42.706	99	1 LAP	1:29.092
69	10 LAPS	1:25.969	68	2 LAPS	1:35.489	69	10 LAPS	1:24.933	99	1 LAP	1:30.484	52	58.431	1:26.995
161	1:02.315	2:12.472	20	1 LAP	1:29.290	68	2 LAPS	1:34.527	52	56.941	1:26.600	69	10 LAPS	1:27.079
20	1 LAP	1:29.821	91	1 LAP	1:28.890	161	1 LAP	2:57.418	69	10 LAPS	1:26.365	161	1 LAP	1:28.713
91	1 LAP	1:29.258	17	2 LAPS	1:32.131	91	1 LAP	1:29.318	148	2 LAPS	1:39.511	148	2 LAPS	1:38.269
17	2 LAPS	1:31.528	92	1 LAP	1:30.527	20	1 LAP	1:30.802	161	1 LAP	1:29.168	91	1 LAP	1:29.617
45	4 LAPS	1:31.855	45	4 LAPS	1:32.250				68	2 LAPS	1:35.442	20	1 LAP	1:30.020
92	1 LAP	1:30.181							91	1 LAP	1:29.108			
14	1:24.994	2:09.196							20	1 LAP	1:29.202			

**\*\*Cars 14, 52, 64, 74, 161 - No working transponders. Regulation Q.12.2.1 refers.**  
**Weather/Track: Bright/Dry**

Donington Park  
 Circuit Length = 1.9790 miles.  
 Start: 16:00 End: 17:01

**U2TC Pre-'66 Under 2 Litre Touring Cars**  
**RACE 11 - LAP CHART - Donington Park - 3/4/5 May 2014**  
 (contd.)

Lap 31			Lap 32			Lap 33			Lap 34			Lap 35		
No	Behind	Laptime	No	Behind	Laptime	No	Behind	Laptime	No	Behind	Laptime	No	Behind	Laptime
89		1:25.707	89		1:25.888	89		1:25.392	89		1:26.078	89		1:26.601
68	3 LAPS	1:35.080	91	2 LAPS	1:32.198	100	4.401	1:25.936	161	2 LAPS	1:30.373	161	2 LAPS	1:29.766
100	2.666	1:25.543	100	3.857	1:27.079	91	2 LAPS	1:29.094	100	5.560	1:27.237	100	5.834	1:26.875
92	2 LAPS	1:29.425	20	2 LAPS	1:31.550	20	2 LAPS	1:29.043	91	2 LAPS	1:29.553	91	2 LAPS	1:30.425
64	1 LAP	1:28.983	148	3 LAPS	1:39.499	148	3 LAPS	1:36.727	20	2 LAPS	1:30.559	20	2 LAPS	1:29.801
11	1 LAP	1:27.968	68	3 LAPS	1:34.230	64	1 LAP	1:28.254	64	1 LAP	1:29.361	64	1 LAP	1:29.330
111	1 LAP	1:27.697	64	1 LAP	1:27.877	68	3 LAPS	1:35.893	111	1 LAP	1:32.513	111	1 LAP	1:28.137
59	1 LAP	1:28.129	92	2 LAPS	1:30.210	111	1 LAP	1:28.598	59	1 LAP	1:30.818	59	1 LAP	1:29.717
17	3 LAPS	1:34.452	11	1 LAP	1:27.318	59	1 LAP	1:31.679	148	3 LAPS	1:38.866	148	3 LAPS	1:37.044
14	1 LAP	1:30.276	111	1 LAP	1:28.416	14	1 LAP	1:34.013	68	3 LAPS	1:37.862	68	3 LAPS	1:36.836
45	5 LAPS	1:34.249	59	1 LAP	1:27.274	17	3 LAPS	1:36.260	14	1 LAP	1:32.507	70	44.664	1:28.436
70	37.632	1:26.624	17	3 LAPS	1:31.214	92	2 LAPS	1:51.709P	17	3 LAPS	1:34.326	14	1 LAP	1:33.053
179	2 LAPS	1:31.357	14	1 LAP	1:30.037	70	41.673	1:28.036	70	42.829	1:27.234	17	3 LAPS	1:34.413
63	51.300	1:25.461	45	5 LAPS	1:40.977P	63	51.908	1:26.544	63	51.916	1:26.086	63	51.028	1:25.713
52	58.277	1:25.553	70	39.029	1:27.285	52	59.936	1:27.208	52	1:00.990	1:27.132	52	1:04.603	1:30.214
69	10 LAPS	1:25.762	63	50.756	1:25.344	69	10 LAPS	1:27.227	69	10 LAPS	1:26.283	69	10 LAPS	1:31.103
99	1 LAP	1:30.128	179	2 LAPS	1:31.180	179	2 LAPS	1:32.612	179	2 LAPS	1:31.965	179	2 LAPS	1:31.577
161	1 LAP	1:28.814	52	58.120	1:25.731	99	1 LAP	1:30.769						
			69	10 LAPS	1:25.904									
			99	1 LAP	1:29.333									
			161	1 LAP	1:30.131									

**\*\*Cars 14, 52, 64, 74, 161 - No working transponders. Regulation Q.12.2.1 refers.**  
**Weather/Track: Bright/Dry**

Donington Park  
 Circuit Length = 1.9790 miles.  
 Start: 16:00 End: 17:01

**U2TC Pre-'66 Under 2 Litre Touring Cars**  
**RACE 11 - LAP CHART - Donington Park - 3/4/5 May 2014**  
 (contd.)

Lap 36			Lap 37			Lap 38			Lap 39			Lap 40		
No	Behind	Laptime	No	Behind	Laptime	No	Behind	Laptime	No	Behind	Laptime	No	Behind	Laptime
89		1:26.057	89		1:26.015	89		1:25.690	89		1:26.245	89		1:25.808
100	6.228	1:26.451	100	6.083	1:25.870	100	5.651	1:25.258	179	3 LAPS	1:31.480	148	4 LAPS	1:37.283
161	2 LAPS	1:30.633	161	2 LAPS	1:29.482	161	2 LAPS	1:28.954	100	5.503	1:26.097	100	5.890	1:26.195
91	2 LAPS	1:29.720	91	2 LAPS	1:28.868	91	2 LAPS	1:29.035	161	2 LAPS	1:29.031	179	3 LAPS	1:31.594
20	2 LAPS	1:29.386	20	2 LAPS	1:29.253	20	2 LAPS	1:29.372	91	2 LAPS	1:29.802	161	2 LAPS	1:29.804
64	1 LAP	1:28.794	64	1 LAP	1:28.090	64	1 LAP	1:28.285	20	2 LAPS	1:29.611	91	2 LAPS	1:29.521
111	1 LAP	1:28.143	111	1 LAP	1:27.268	111	1 LAP	1:28.232	64	1 LAP	1:28.219	20	2 LAPS	1:28.869
59	1 LAP	1:29.309	59	1 LAP	1:28.865	59	1 LAP	1:28.603	111	1 LAP	1:27.972	64	1 LAP	1:28.223
70	46.038	1:27.431	70	46.351	1:26.328	70	46.803	1:26.142	59	1 LAP	1:29.938	111	1 LAP	1:29.351
63	51.657	1:26.686	63	51.636	1:25.994	63	52.470	1:26.524	70	47.420	1:26.862	70	47.557	1:25.945
68	3 LAPS	1:36.859	14	1 LAP	1:34.393	52	1:07.052	1:27.016	63	52.472	1:26.247	59	1 LAP	1:29.703
14	1 LAP	1:32.397	52	1:05.726	1:27.088	69	10 LAPS	1:26.544	68	4 LAPS	2:31.596	63	57.632	1:30.968
148	3 LAPS	1:38.989	148	3 LAPS	1:39.110	14	1 LAP	1:33.143	52	1:06.677	1:25.870	69	10 LAPS	1:26.942
17	3 LAPS	1:33.863	69	10 LAPS	1:27.460	17	3 LAPS	1:34.635	69	10 LAPS	1:25.521	52	1:08.604	1:27.735
52	1:04.653	1:26.107	17	3 LAPS	1:35.416	148	3 LAPS	1:37.419	14	1 LAP	1:31.967	14	1 LAP	1:31.511
69	10 LAPS	1:25.965	68	3 LAPS	1:50.100P				17	3 LAPS	1:32.170			
179	2 LAPS	1:30.586	179	2 LAPS	1:30.952									

**\*\*Cars 14, 52, 64, 74, 161 - No working transponders. Regulation Q.12.2.1 refers.**  
**Weather/Track: Bright/Dry**

Donington Park  
 Circuit Length = 1.9790 miles.  
 Start: 16:00 End: 17:01


**U2TC Pre-'66 Under 2 Litre Touring Cars**  
**RACE 11 - LAP CHART - Donington Park - 3/4/5 May 2014**  
 (contd.)

Lap 41			Lap 42			Lap 43			Lap 44			Lap 45		
No	Behind	Laptime	No	Behind	Laptime	No	Behind	Laptime	No	Behind	Laptime	No	Behind	Laptime
89		1:26.070	89		1:26.504									
68	5 LAPS	1:58.367P	100	5.931	1:27.350									
17	4 LAPS	1:32.273	17	4 LAPS	1:33.090									
100	5.085	1:25.265	179	3 LAPS	1:33.489									
148	4 LAPS	1:37.726	148	4 LAPS	1:37.759									
179	3 LAPS	1:32.417	161	2 LAPS	1:29.294									
161	2 LAPS	1:29.625	91	2 LAPS	1:29.633									
91	2 LAPS	1:28.883	20	2 LAPS	1:30.172									
20	2 LAPS	1:28.786	64	1 LAP	1:29.219									
64	1 LAP	1:28.779	111	1 LAP	1:29.236									
111	1 LAP	1:27.934	70	47.865	1:26.497									
70	47.872	1:26.385	59	1 LAP	1:29.189									
59	1 LAP	1:29.218	69	10 LAPS	1:26.034									
63	1:03.600	1:32.038	52	1:10.229	1:27.480									
69	10 LAPS	1:25.782	63	1:10.521	1:33.425									
52	1:09.253	1:26.719	14	1 LAP	1:30.874									
14	1 LAP	1:31.124												

**\*\*Cars 14, 52, 64, 74, 161 - No working transponders. Regulation Q.12.2.1 refers.**

**Weather/Track: Bright/Dry**

**Motor Sport 90th Anniversary Trophy for Pre War Sports Cars**  
**RACE 14 - GRID AMENDED - Donington Park - 3/4/5 May 2014**

ROW 9	4	Pellett		
ROW 8	7	Gillett/Smith	3	Cameron/Darbyshire
ROW 7	17	Northam	2	Stretton
ROW 6	25	Hine/Brown	21	Frankel/Frankel
ROW 5	18	MacKinnon	22	Wylie/Blakeney-Edwards
ROW 4	9	Ozanne	24	Swift/Hall
ROW 3	14	Champion/Stanton	5	Turner
ROW 2	16	Morley/Morley	8	Friedrichs/Smith
ROW 1	11	Wakeman/Blakeney-Edwards	20	Getley
<b>POLE</b>				
				

**Weather/Track: Bright/Dry**

**These results are provisional until the conclusion of any judicial and technical matters.**

Donington Park  
Circuit Length = 1.9790 miles.  
Start: 15:18 End: 15:50

Clerk of the Course:

Timekeeper:

# Race 12 Maserati Centenary Trophy

## RACE 12 - CLASSIFICATION - Donington Park - 3/4/5 May 2014

POS	NO	CL	DRIVER	NAT	CAR	TIME	LAPS	GAP	MPH	BEST
1	20		Michael O'SHEA	GB	Cooper Maserati Monaco T61 (P)	26:00.447	18		82.11	1:25.094
2	61		Alan MINSHAW	GB	Maserati T61 Birdcage	26:02.633	18	2.186	81.99	1:25.430
3	27		Chris WILSON	GB	Cooper Maserati T61	26:28.399	18	27.952	80.66	1:25.218
4	3		Stephen BOND	GB	Maserati 250S	26:30.106	18	29.659	80.57	1:26.518
5	31		Guillermo FIERRO	E	Maserati 250F Grand Prix	26:31.049	18	30.602	80.53	1:25.585
6	156		Gordon MCCULLOUGH	GB	Maserati 200SI	26:36.923	18	36.476	80.23	1:26.491
7	5		Stev HART	GB	Maserati 300S	26:38.700	18	38.253	80.14	1:26.706
8	56		Wolf-dieter BAUMANN	D	Maserati 250F	27:13.891	17	1 LAP	74.05	1:33.104
9	4		Adam PAINTER	GB	Maserati 4CS	27:37.719	16	2 LAPS	68.69	1:40.435
NOT CLASSIFIED										
37			David GRAUS	USA	OSCA 1600GTS Zagato	21:31.268	11	D.N.F.	60.60	1:53.219
23			Joaquim FOLCH	S	Maserati 250F	10:38.315	7	D.N.F.	77.95	1:28.072
2			Mark KNOPFLER	GB	Maserati 300S	3:57.976	2	D.N.F.	59.40	1:44.589
FASTEST LAP										
20			Michael O'SHEA		Cooper Maserati Monaco T61 (P)	1:25.094	18	83.72mph		134.74kph

Weather/Track: Bright/Dry

These results are provisional until the conclusion of any judicial and technical matters.

Donington Park  
Circuit Length = 1.9790 miles.  
Start: 17:20 End: 17:46

Clerk of the Course:

Timekeeper:

## Race 12 Maserati Centenary Trophy

### RACE 12 - LAP ANALYSIS - Donington Park - 3/4/5 May 2014

<b>2</b>	<b>Mark KNOPFLER</b>	<b>GB</b>	Maserati 300S
1 - <b>1:44.589</b> 2 - 2:13.387P			
<b>3</b>	<b>Stephen BOND</b>	<b>GB</b>	Maserati 250S
1 - 1:35.945    6 - 1:26.751    11 - 1:28.099    16 - 1:27.910 2 - 1:28.100    7 - 1:28.196    12 - 1:28.423    17 - 1:27.223 3 - 1:29.284    8 - 1:27.333    13 - 1:28.724    18 - <b>1:26.518</b> 4 - 1:27.689    9 - 1:27.777    14 - 1:28.596 5 - 1:27.555    10 - 1:27.675    15 - 1:28.308			
<b>4</b>	<b>Adam PAINTER</b>	<b>GB</b>	Maserati 4CS
1 - 1:48.560    6 - 1:47.947    11 - 1:41.529    16 - 1:41.671 2 - 1:43.915    7 - 1:43.660    12 - 1:44.718 3 - 1:43.890    8 - 1:41.969    13 - <b>1:40.435</b> 4 - 1:45.465    9 - 1:41.987    14 - 1:41.857 5 - 1:45.124    10 - 1:43.446    15 - 1:41.546			
<b>5</b>	<b>Stev HART</b>	<b>GB</b>	Maserati 300S
1 - 1:36.463    6 - 1:29.224    11 - 1:29.419    16 - 1:27.280 2 - 1:29.048    7 - 1:30.928    12 - 1:28.177    17 - <b>1:26.706</b> 3 - 1:28.868    8 - 1:28.111    13 - 1:28.313    18 - 1:27.308 4 - 1:29.403    9 - 1:27.972    14 - 1:27.086 5 - 1:29.061    10 - 1:28.027    15 - 1:27.306			
<b>20</b>	<b>Michael O'SHEA</b>	<b>GB</b>	Cooper Maserati Monaco T61 (P)
1 - 1:32.013    6 - 1:25.746    11 - 1:26.376    16 - 1:26.701 2 - 1:29.364    7 - 1:26.346    12 - 1:25.996    17 - 1:26.589 3 - 1:26.572    8 - 1:26.527    13 - 1:25.347    18 - <b>1:25.094</b> 4 - 1:26.995    9 - 1:25.773    14 - 1:27.228 5 - 1:25.719    10 - 1:25.898    15 - 1:26.163			
<b>23</b>	<b>Joaquim FOLCH</b>	<b>S</b>	Maserati 250F
1 - 1:36.133    6 - 1:28.913 2 - <b>1:28.072</b> 7 - 1:37.286P 3 - 1:28.824 4 - 1:30.205 5 - 1:28.882			

Weather/Track: Bright/Dry

# Race 12 Maserati Centenary Trophy

## RACE 12 - LAP ANALYSIS - Donington Park - 3/4/5 May 2014

(contd.)

<b>27</b>	<b>Chris WILSON</b>	<b>GB</b>	Cooper Maserati T61	
1 - 1:37.746	6 - 1:27.388	11 - 1:27.522	16 - 1:25.315	
2 - 1:30.503	7 - 1:30.076	12 - 1:25.960	17 - 1:26.466	
3 - 1:28.595	8 - 1:28.342	13 - 1:27.892	18 - 1:27.745	
4 - 1:29.376	9 - 1:27.632	14 - 1:25.746		
5 - 1:30.156	10 - 1:26.721	15 - <b>1:25.218</b>		
<b>31</b>	<b>Guillermo FIERRO</b>	<b>E</b>	Maserati 250F Grand Prix	
1 - 1:38.864	6 - 1:28.024	11 - 1:28.368	16 - 1:26.787	
2 - 1:30.934	7 - 1:28.357	12 - 1:26.273	17 - 1:26.335	
3 - 1:28.625	8 - 1:28.285	13 - 1:27.903	18 - <b>1:25.585</b>	
4 - 1:28.189	9 - 1:28.234	14 - 1:26.490		
5 - 1:27.833	10 - 1:28.692	15 - 1:27.271		
<b>37</b>	<b>David GRAUS</b>	<b>USA</b>	OSCA 1600GTS Zagato	
1 - 2:03.148	6 - <b>1:53.219</b>	11 - 2:03.330P		
2 - 1:56.217	7 - 1:57.607			
3 - 1:54.732	8 - 1:56.792			
4 - 1:56.932	9 - 1:58.647			
5 - 1:53.621	10 - 1:57.023			
<b>56</b>	<b>Wolf-dieter BAUMANN</b>	<b>D</b>	Maserati 250F	
1 - 1:42.887	6 - 1:36.055	11 - 1:37.254	16 - 1:34.534	
2 - 1:38.085	7 - 1:35.195	12 - 1:36.541	17 - 1:33.744	
3 - 1:37.519	8 - 1:35.052	13 - 1:33.851		
4 - 1:37.064	9 - 1:37.460	14 - <b>1:33.104</b>		
5 - 1:35.400	10 - 1:35.759	15 - 1:34.387		
<b>61</b>	<b>Alan MINSHAW</b>	<b>GB</b>	Maserati T61 Birdcage	
1 - 1:35.471	6 - 1:26.481	11 - 1:26.657	16 - 1:25.922	
2 - 1:26.597	7 - 1:26.927	12 - 1:26.350	17 - 1:26.064	
3 - 1:26.633	8 - 1:25.456	13 - <b>1:25.430</b>	18 - 1:25.445	
4 - 1:26.365	9 - 1:26.971	14 - 1:26.613		
5 - 1:25.482	10 - 1:26.229	15 - 1:27.540		
<b>156</b>	<b>Gordon MCCULLOUGH</b>	<b>GB</b>	Maserati 200SI	
1 - 1:39.100	6 - 1:28.532	11 - 1:28.607	16 - 1:26.867	
2 - 1:30.594	7 - 1:28.621	12 - 1:26.862	17 - 1:27.557	
3 - 1:30.313	8 - 1:27.564	13 - 1:28.946	18 - 1:26.650	
4 - 1:29.112	9 - 1:27.160	14 - 1:27.014		
5 - 1:29.438	10 - 1:27.495	15 - <b>1:26.491</b>		

Weather/Track: Bright/Dry

www.mstworld.com

Page 2 of 2

Donington Park  
Circuit Length = 1.9790 miles.  
Start: 17:20 End: 17:46

Printed - 17:50 Sunday, 04 May 2014



# Race 12 Maserati Centenary Trophy

## RACE 12 - LAP CHART - Donington Park - 3/4/5 May 2014

Lap 1			Lap 2			Lap 3			Lap 4			Lap 5		
No	Behind	Laptime	No	Behind	Laptime	No	Behind	Laptime	No	Behind	Laptime	No	Behind	Laptime
20		1:32.013	20		1:29.364	20		1:26.572	20		1:26.995	61		1:25.482
61	3.458	1:35.471	61	0.691	1:26.597	61	0.752	1:26.633	61	0.122	1:26.365	20	0.115	1:25.719
3	3.932	1:35.945	3	2.668	1:28.100	23	5.080	1:28.824	3	6.074	1:27.689	3	8.025	1:27.555
23	4.120	1:36.133	23	2.828	1:28.072	3	5.380	1:29.284	23	8.290	1:30.205	23	11.568	1:28.882
5	4.450	1:36.463	5	4.134	1:29.048	5	6.430	1:28.868	5	8.838	1:29.403	5	12.295	1:29.061
27	5.733	1:37.746	27	6.872	1:30.503	27	8.895	1:28.595	27	11.276	1:29.376	31	13.897	1:27.833
31	6.851	1:38.864	156	8.317	1:30.594	31	10.474	1:28.625	31	11.668	1:28.189	27	15.828	1:30.156
156	7.087	1:39.100	31	8.421	1:30.934	156	12.058	1:30.313	156	14.175	1:29.112	156	18.009	1:29.438
56	10.874	1:42.887	56	19.595	1:38.085	56	30.542	1:37.519	56	40.611	1:37.064	37	1 LAP	1:56.932
2	12.576	1:44.589	4	31.098	1:43.915	4	48.416	1:43.890	4	1:06.886	1:45.465	56	50.407	1:35.400
4	16.547	1:48.560	2	56.599	2:13.387P	37	1:26.148	1:54.732						
37	31.135	2:03.148	37	57.988	1:56.217									

Weather/Track: Bright/Dry

www.mstworld.com

Page 1 of 4

Donington Park  
Circuit Length = 1.9790 miles.  
Start: 17:20 End: 17:46

Printed - 17:50 Sunday, 04 May 2014

# Race 12 Maserati Centenary Trophy

## RACE 12 - LAP CHART - Donington Park - 3/4/5 May 2014

(contd.)

Lap 6			Lap 7			Lap 8			Lap 9			Lap 10		
No	Behind	Laptime	No	Behind	Laptime	No	Behind	Laptime	No	Behind	Laptime	No	Behind	Laptime
20		1:25.746	20		1:26.346	20		1:26.527	20		1:25.773	20		1:25.898
4	1 LAP	1:45.124	61	1.201	1:26.927	61	0.130	1:25.456	61	1.328	1:26.971	61	1.659	1:26.229
61	0.620	1:26.481	3	10.765	1:28.196	3	11.571	1:27.333	3	13.575	1:27.777	56	1 LAP	1:37.460
3	8.915	1:26.751	31	18.071	1:28.357	31	19.829	1:28.285	31	22.290	1:28.234	3	15.352	1:27.675
23	14.620	1:28.913	5	20.240	1:30.928	5	21.824	1:28.111	5	24.023	1:27.972	31	25.084	1:28.692
5	15.658	1:29.224	27	21.085	1:30.076	27	22.900	1:28.342	27	24.759	1:27.632	27	25.582	1:26.721
31	16.060	1:28.024	4	1 LAP	1:47.947	156	23.992	1:27.564	156	25.379	1:27.160	5	26.152	1:28.027
27	17.355	1:27.388	156	22.955	1:28.621	4	1 LAP	1:43.660	37	2 LAPS	1:57.607	156	26.976	1:27.495
156	20.680	1:28.532	23	25.560	1:37.286P	56	1:17.975	1:35.052	4	1 LAP	1:41.969	37	2 LAPS	1:56.792
37	1 LAP	1:53.621	56	1:09.450	1:35.195							4	1 LAP	1:41.987
56	1:00.601	1:36.055	37	1 LAP	1:53.219									

Weather/Track: Bright/Dry

www.mstworld.com

Page 2 of 4

Donington Park  
Circuit Length = 1.9790 miles.  
Start: 17:20 End: 17:46

Printed - 17:50 Sunday, 04 May 2014

# Race 12 Maserati Centenary Trophy

## RACE 12 - LAP CHART - Donington Park - 3/4/5 May 2014

(contd.)

Lap 11			Lap 12			Lap 13			Lap 14			Lap 15		
No	Behind	Laptime	No	Behind	Laptime	No	Behind	Laptime	No	Behind	Laptime	No	Behind	Laptime
20		1:26.376	20		1:25.996	20		1:25.347	20		1:27.228	20		1:26.163
61	1.940	1:26.657	61	2.294	1:26.350	61	2.377	1:25.430	61	1.762	1:26.613	61	3.139	1:27.540
56	1 LAP	1:35.759	4	2 LAPS	1:43.446	4	2 LAPS	1:41.529	3	24.247	1:28.596	3	26.392	1:28.308
3	17.075	1:28.099	37	3 LAPS	1:58.647	3	22.879	1:28.724	27	27.755	1:25.746	27	26.810	1:25.218
27	26.728	1:27.522	3	19.502	1:28.423	27	29.237	1:27.892	31	29.171	1:26.490	31	30.279	1:27.271
31	27.076	1:28.368	56	1 LAP	1:37.254	31	29.909	1:27.903	156	33.458	1:27.014	156	33.786	1:26.491
5	29.195	1:29.419	27	26.692	1:25.960	156	33.672	1:28.946	5	34.200	1:27.086	5	35.343	1:27.306
156	29.207	1:28.607	31	27.353	1:26.273	5	34.342	1:28.313	4	2 LAPS	1:44.718	56	1 LAP	1:33.104
			156	30.073	1:26.862	56	1 LAP	1:36.541	56	1 LAP	1:33.851	4	2 LAPS	1:40.435
			5	31.376	1:28.177	37	3 LAPS	1:57.023	37	3 LAPS	2:03.330P			

Weather/Track: Bright/Dry

www.mstworld.com

Page 3 of 4

Donington Park  
Circuit Length = 1.9790 miles.  
Start: 17:20 End: 17:46

Printed - 17:50 Sunday, 04 May 2014

# Race 12 Maserati Centenary Trophy

## RACE 12 - LAP CHART - Donington Park - 3/4/5 May 2014

(contd.)

Lap 16			Lap 17			Lap 18			Lap 19			Lap 20		
No	Behind	Laptime	No	Behind	Laptime	No	Behind	Laptime	No	Behind	Laptime	No	Behind	Laptime
20		1:26.701	20		1:26.589	20		1:25.094						
61	2.360	1:25.922	61	1.835	1:26.064	61	2.186	1:25.445						
27	25.424	1:25.315	27	25.301	1:26.466	27	27.952	1:27.745						
3	27.601	1:27.910	3	28.235	1:27.223	3	29.659	1:26.518						
31	30.365	1:26.787	31	30.111	1:26.335	31	30.602	1:25.585						
156	33.952	1:26.867	156	34.920	1:27.557	156	36.476	1:26.650						
5	35.922	1:27.280	5	36.039	1:26.706	5	38.253	1:27.308						
56	1 LAP	1:34.387	56	1 LAP	1:34.534	56	1 LAP	1:33.744						
4	2 LAPS	1:41.857	4	2 LAPS	1:41.546	4	2 LAPS	1:41.671						

Weather/Track: Bright/Dry


www.mstworld.com

Page 4 of 4

Donington Park  
Circuit Length = 1.9790 miles.  
Start: 17:20 End: 17:46

Printed - 17:50 Sunday, 04 May 2014

**Maserati Centenary Trophy**  
**RACE 16 - GRID - Donington Park - 3/4/5 May 2014**

ROW 6	23 FOLCH	2 KNOPFLER
ROW 5	4 PAINTER	37 GRAUS
ROW 4	5 HART	56 BAUMANN
ROW 3	31 FIERRO	156 MCCULLOUGH
ROW 2	27 WILSON	3 BOND
ROW 1	20 O'SHEA	61 MINSHAW
	POLE	
		

**Weather/Track: Bright/Dry**

**These results are provisional until the conclusion of any judicial and technical matters.**

Donington Park  
Circuit Length = 1.9790 miles.  
Start: 17:20 End: 17:46

Clerk of the Course:

Timekeeper:

# FIA Masters Historic Sports Car Championship

## RACE 13 - CLASSIFICATION FINAL - Donington Park - 3/4/5 May 2014

POS	NO	CL	DRIVER(S)	CAR	TIME	LAPS	GAP	MPH	BEST
1	14		RODBryant/Bryant	Lola T70 Mk3B	1:00:45.682	48		93.77	1:09.980
2	123		RODDonovan	Lola T70 Mk3B	1:01:03.481	47	1 LAP	91.37	1:11.575
3	3		RODWright	Lola T70 Mk3B	1:01:25.336	47	1 LAP	90.82	1:12.161
4	89		SIF Benedini	Chevron B16	1:00:57.722	46	2 LAPS	89.56	1:14.684
5	51		MARCousins/Hart	Chevron B23	1:01:03.148	46	2 LAPS	89.43	1:13.435
6	76		SIF Wrigley	Chevron B16	1:01:07.560	46	2 LAPS	89.32	1:15.170
7	24		BONNewall	Chevron B8	1:01:18.242	46	2 LAPS	89.06	1:15.097
8	17		SIF Carrington-Yates	Chevron B16	1:01:23.540	46	2 LAPS	88.93	1:13.766
9	7		RODGreensall/Mahmoud	Lola T70 Mk3B	1:01:55.654	46	2 LAPS	88.17	1:10.898
10	27		SIF Sheldon	Chevron B16	1:02:02.396	46	2 LAPS	88.01	1:15.644
11	45		BONHammond/Greensall	Chevron B8	1:01:27.862	45	3 LAPS	86.90	1:14.294
12	13		BONWilson/Wolfe	Chevron B8	1:00:46.635	44	4 LAPS	85.93	1:15.253
13	85		SIF Ashworth	Chevron B16	1:00:51.499	44	4 LAPS	85.81	1:16.726
14	11		HUL Cuff/Soper	Ford GT40	1:01:29.829	44	4 LAPS	84.92	1:17.064
15	33		PES Bates	Porsche 911 RSR	1:01:40.574	44	4 LAPS	84.67	1:18.303
16	31		PES Bates	Porsche 911 RS	1:01:18.079	43	5 LAPS	83.26	1:20.251
17	41		INV Tromans/Stretton	Lola T70 Mk3B	1:01:22.146	40	8 LAPS	77.36	1:09.440
18	29		HUL Ahlers/Bellinger	Cooper Monaco King Cobra	1:01:14.285	39	9 LAPS	75.59	1:16.200
19	73		MARMartin	Dulon Dino LD10B	1:01:42.297	39	9 LAPS	75.01	1:25.423

### NOT CLASSIFIED

12			PES Hallford/Treherne	Chevrolet Corvette	46:43.131	33	D.N.F.	83.83	1:17.635
19			BONOwen	Chevron B8	46:31.855	28	D.N.F.	71.41	1:22.476
16			HUL Jolly/Farthing	Cooper Monaco T61M	35:12.387	23	D.N.F.	77.51	1:16.484
50			BONHall/Blakeney-Edwards	Chevron B8	40:05.629	19	D.N.F.	56.22	1:21.975
1			RODVoyazides/Hadfield	Lola T70 Mk3B	21:33.589	6	D.N.F.	32.95	1:14.250
23			RODMonteverde/Pearson	Lola T70 Mk3B		0	D.N.F.	N/A	

### FASTEST LAP

41			INV Tromans/Stretton	Lola T70 Mk3B	1:09.440	37	102.59mph	165.11kph
14			RODBryant/Bryant	Lola T70 Mk3B	1:09.980	21	101.80mph	163.84kph
51			MARCousins/Hart	Chevron B23	1:13.435	40	97.01mph	156.13kph
17			SIF Carrington-Yates	Chevron B16	1:13.766	28	96.58mph	155.43kph
45			BONHammond/Greensall	Chevron B8	1:14.294	40	95.89mph	154.32kph
29			HUL Ahlers/Bellinger	Cooper Monaco King Cobra	1:16.200	33	93.49mph	150.46kph
12			PES Hallford/Treherne	Chevrolet Corvette	1:17.635	33	91.76mph	147.68kph

Car 3 - Penalty of 23 seconds added (Pit Stop Window Violation)  
Weather/Track: Cloud/Dry

Donington Park  
Circuit Length = 1.9790 miles.  
Start: 18:06 End: 19:07

Clerk of the Course:		Timekeeper:
----------------------	--	-------------

**FIA Masters Historic Sports Car Championship**  
**RACE 13 - CLASS FC8 F# I 9N - Donington Park - 3/4/5 May 2014**

POS	NO	CL	DRIVER(S)	CAR	TIME	LAPS	GAP	MPH	BEST
1	14		RODBryant/Bryant	Lola T70 Mk3B	1:00:45.682	48		93.77	1:09.980
2	123		RODDonovan	Lola T70 Mk3B	1:01:03.481	47	1 LAP	91.37	1:11.575
3	3		RODWright	Lola T70 Mk3B	1:01:25.336	47	1 LAP	90.82	1:12.161
4	7		RODGreensall/Mahmoud	Lola T70 Mk3B	1:01:55.654	46	2 LAPS	88.17	1:10.898
NOT CLASSIFIED									
1			RODVoyazides/Hadfield	Lola T70 Mk3B	21:33.589	6	D.N.F.	32.95	1:14.250
23			RODMonteverde/Pearson	Lola T70 Mk3B		0	D.N.F.	N/A	
FASTEST LAP									
14			RODBryant/Bryant	Lola T70 Mk3B	1:09.980	21	101.80mph		163.84kph

**Car 3 - Penalty of 23 seconds added (Pit Stop Window Violation)**

**Weather/Track: Cloud/Dry**

**These results are provisional until the conclusion of any judicial and technical matters.**

Donington Park

Circuit Length = 1.9790 miles.

Start: 18:06 End: 19:07

Clerk of the Course:		Timekeeper:
----------------------	--	-------------

**FIA Masters Historic Sports Car Championship**  
**RACE 13 - CLASS SIFFERT - Donington Park - 3/4/5 May 2014**

POS	NO	CL	DRIVER(S)	CAR	TIME	LAPS	GAP	MPH	BEST
1	89	SIF	<b>Benedini</b>	Chevron B16	1:00:57.722	46		89.56	1:14.684
2	76	SIF	<b>Wrigley</b>	Chevron B16	1:01:07.560	46	9.838	89.32	1:15.170
3	17	SIF	<b>Carrington-Yates</b>	Chevron B16	1:01:23.540	46	25.818	88.93	1:13.766
4	27	SIF	<b>Sheldon</b>	Chevron B16	1:02:02.396	46	1:04.674	88.01	1:15.644
5	85	SIF	<b>Ashworth</b>	Chevron B16	1:00:51.499	44	2 LAPS	85.81	1:16.726

NOT CLASSIFIED

FASTEST LAP

17	SIF	<b>Carrington-Yates</b>	Chevron B16	1:13.766	28	96.58mph	155.43kph
----	-----	-------------------------	-------------	----------	----	----------	-----------

**Weather/Track: Cloud/Dry**

**These results are provisional until the conclusion of any judicial and technical matters.**

Donington Park  
 Circuit Length = 1.9790 miles.  
 Start: 18:06 End: 19:07

Clerk of the Course:

Timekeeper:



**FIA Masters Historic Sports Car Championship**  
**RACE 13 - CLASS MARKO - Donington Park - 3/4/5 May 2014**

POS	NO	CL	DRIVER(S)	CAR	TIME	LAPS	GAP	MPH	BEST
1	51		MARCousins/Hart	Chevron B23	1:01:03.148	46		89.43	1:13.435
2	73		MARMartin	Dulon Dino LD10B	1:01:42.297	39	7 LAPS	75.01	1:25.423
				NOT CLASSIFIED					
				FASTEST LAP					
51			MARCousins/Hart	Chevron B23	1:13.435	40	97.01mph	156.13kph	

**Weather/Track: Cloud/Dry**

**These results are provisional until the conclusion of any judicial and technical matters.**

Donington Park  
 Circuit Length = 1.9790 miles.  
 Start: 18:06 End: 19:07

Clerk of the Course:		Timekeeper:
----------------------	--	-------------

**FIA Masters Historic Sports Car Championship**  
**RACE 13 - CLASS BONNIER - Donington Park - 3/4/5 May 2014**

POS	NO	CL	DRIVER(S)	CAR	TIME	LAPS	GAP	MPH	BEST
1	24	BON	Newall	Chevron B8	1:01:18.242	46		89.06	1:15.097
2	45	BON	Hammond/Greensall	Chevron B8	1:01:27.862	45	1 LAP	86.90	1:14.294
3	13	BON	Wilson/Wolfe	Chevron B8	1:00:46.635	44	2 LAPS	85.93	1:15.253
NOT CLASSIFIED									
	19	BON	Owen	Chevron B8	46:31.855	28	D.N.F.	71.41	1:22.476
	50	BON	Hall/Blakeney-Edwards	Chevron B8	40:05.629	19	D.N.F.	56.22	1:21.975
FASTEST LAP									
	45	BON	Hammond/Greensall	Chevron B8	1:14.294	40	95.89mph	154.32kph	

**Weather/Track: Cloud/Dry**

**These results are provisional until the conclusion of any judicial and technical matters.**

Donington Park  
 Circuit Length = 1.9790 miles.  
 Start: 18:06 End: 19:07

Clerk of the Course:		Timekeeper:
----------------------	--	-------------

**FIA Masters Historic Sports Car Championship**  
**RACE 13 - CLASS HULME - Donington Park - 3/4/5 May 2014**

POS	NO	CL	DRIVER(S)	CAR	TIME	LAPS	GAP	MPH	BEST
1	11	HUL	Cuff/Soper	Ford GT40	1:01:29.829	44		84.92	1:17.064
2	29	HUL	Ahlers/Bellinger	Cooper Monaco King Cobra	1:01:14.285	39	5 LAPS	75.59	1:16.200
				NOT CLASSIFIED					
	16	HUL	Jolly/Farthing	Cooper Monaco T61M	35:12.387	23	D.N.F.	77.51	1:16.484
				FASTEST LAP					
	29	HUL	Ahlers/Bellinger	Cooper Monaco King Cobra	1:16.200	33	93.49mph	150.46kph	

**Weather/Track: Cloud/Dry**

**These results are provisional until the conclusion of any judicial and technical matters.**

Donington Park  
 Circuit Length = 1.9790 miles.  
 Start: 18:06 End: 19:07

Clerk of the Course:

Timekeeper:

**FIA Masters Historic Sports Car Championship**  
**RACE 13 - CLASS PESCAROLO - Donington Park - 3/4/5 May 2014**

POS	NO	CL	DRIVER(S)	CAR	TIME	LAPS	GAP	MPH	BEST
1	33	PES	Bates	Porsche 911 RSR	1:01:40.574	44		84.67	1:18.303
2	31	PES	Bates	Porsche 911 RS	1:01:18.079	43	1 LAP	83.26	1:20.251
				NOT CLASSIFIED					
12		PES	Hallford/Treherne	Chevrolet Corvette	46:43.131	33	D.N.F.	83.83	1:17.635
				FASTEST LAP					
12		PES	Hallford/Treherne	Chevrolet Corvette	1:17.635	33	91.76mph	147.68kph	

**Weather/Track: Cloud/Dry**

**These results are provisional until the conclusion of any judicial and technical matters.**

Donington Park  
 Circuit Length = 1.9790 miles.  
 Start: 18:06 End: 19:07

Clerk of the Course:

Timekeeper:

**FIA Masters Historic Sports Car Championship**  
**RACE 13 - CLASS INVITATION - Donington Park - 3/4/5 May 2014**

POS	NO	CL	DRIVER(S)	CAR	TIME	LAPS	GAP	MPH	BEST
1	41	INV	Tromans/Stretton	Lola T70 Mk3B	1:01:22.146	40		77.36	1:09.440
				NOT CLASSIFIED					
				FASTEST LAP					
41	INV	Tromans/Stretton	Lola T70 Mk3B	1:09.440	37	102.59mph		165.11kph	

**Weather/Track: Cloud/Dry**

**These results are provisional until the conclusion of any judicial and technical matters.**

Donington Park  
 Circuit Length = 1.9790 miles.  
 Start: 18:06 End: 19:07

Clerk of the Course:		Timekeeper:
----------------------	--	-------------

# FIA Masters Historic Sports Car Championship

## RACE 13 - LAP ANALYSIS - Donington Park - 3/4/5 May 2014

<b>1</b>	<b>Voyazides/Hadfield</b>					Lola T70 Mk3B
1 -	1:20.065	6 -	1:31.118P			
2 -	<b>1:14.250</b>					
3 -	1:26.066P					
4 -	2:59.588P					
5 -	X:00.000					
<b>3</b>	<b>Wright</b>					Lola T70 Mk3B
1 -	1:20.855	11 -	1:14.104	21 -	1:13.220	
2 -	1:14.754	12 -	1:18.977	22 -	1:12.694	
3 -	1:14.455	13 -	1:43.600	23 -	1:14.029	
4 -	1:13.711	14 -	2:21.751	24 -	1:13.442	
5 -	1:12.831	15 -	1:16.014	25 -	1:13.954	
6 -	1:13.052	16 -	1:14.167	26 -	1:14.583	
7 -	1:14.612	17 -	1:13.383	27 -	1:18.142P	
8 -	1:13.875	18 -	1:17.729	28 -	2:31.428	
9 -	1:15.106	19 -	1:14.715	29 -	1:14.700	
10 -	1:14.531	20 -	1:13.534	30 -	1:15.147	
				31 -	1:13.401	
				32 -	1:14.098	
				33 -	1:12.894	
				34 -	1:13.252	
				35 -	1:16.209	
				36 -	1:13.381	
				37 -	1:13.547	
				38 -	1:13.015	
				39 -	1:13.834	
				40 -	1:13.181	
				41 -	1:12.575	
				42 -	1:12.557	
				43 -	1:13.074	
				44 -	1:12.180	
				45 -	1:12.600	
				46 -	1:13.282	
				47 -	<b>1:12.161</b>	
<b>7</b>	<b>Greensall/Mahmoud</b>					Lola T70 Mk3B
1 -	1:19.609	11 -	1:13.058	21 -	3:01.261	
2 -	1:13.564	12 -	1:16.961	22 -	1:21.966	
3 -	1:14.085	13 -	1:53.208	23 -	1:20.259	
4 -	1:13.157	14 -	2:20.222	24 -	1:19.694	
5 -	1:12.751	15 -	1:12.901	25 -	1:18.878	
6 -	1:12.962	16 -	1:11.251	26 -	1:18.988	
7 -	1:12.139	17 -	1:11.149	27 -	1:17.722	
8 -	1:13.185	18 -	1:10.988	28 -	1:18.197	
9 -	1:14.747	19 -	<b>1:10.898</b>	29 -	1:17.336	
10 -	1:11.975	20 -	1:18.689P	30 -	1:17.648	
				31 -	1:18.381	
				32 -	1:20.194	
				33 -	1:18.630	
				34 -	1:19.880	
				35 -	1:17.947	
				36 -	1:18.210	
				37 -	1:19.178	
				38 -	1:17.543	
				39 -	1:19.125	
				40 -	1:15.802	
<b>11</b>	<b>Cuff/Soper</b>					Ford GT40
1 -	1:27.667	11 -	1:17.988	21 -	1:18.892	
2 -	1:19.003	12 -	2:02.014	22 -	1:26.229P	
3 -	1:20.864	13 -	2:20.883	23 -	2:51.037	
4 -	1:19.411	14 -	1:17.842	24 -	1:19.123	
5 -	1:19.881	15 -	<b>1:17.064</b>	25 -	1:18.741	
6 -	1:18.343	16 -	1:22.349	26 -	1:17.853	
7 -	1:17.994	17 -	1:17.164	27 -	1:18.847	
8 -	1:17.793	18 -	1:18.391	28 -	1:21.903	
9 -	1:17.998	19 -	1:19.060	29 -	1:19.559	
10 -	1:18.141	20 -	1:18.128	30 -	1:18.391	
				31 -	1:28.554	
				32 -	1:17.504	
				33 -	1:19.609	
				34 -	1:17.634	
				35 -	1:19.426	
				36 -	1:17.966	
				37 -	1:19.464	
				38 -	1:18.178	
				39 -	1:20.052	
				40 -	1:19.332	

Weather/Track: Cloud/Dry

**FIA Masters Historic Sports Car Championship**  
**RACE 13 - LAP ANALYSIS - Donington Park - 3/4/5 May 2014**  
 (contd.)

<b>12</b>	<b>Halford/Treherne</b>	<b>Chevrolet Corvette</b>					
1 - 1:29.011	6 - 1:18.895	11 - 1:21.181	16 - 1:20.793	21 - 1:19.032	26 - 1:18.426	31 - 1:19.043	
2 - 1:19.810	7 - 1:18.988	12 - 1:54.288	17 - 1:23.294P	22 - 1:18.630	27 - 1:18.099	32 - 1:18.291	
3 - 1:18.916	8 - 1:18.666	13 - 2:22.192	18 - 2:35.955	23 - 1:19.109	28 - 1:17.828	33 - <b>1:17.635</b>	
4 - 1:19.737	9 - 1:18.724	14 - 1:20.431	19 - 1:18.646	24 - 1:18.763	29 - 1:18.257		
5 - 1:20.275	10 - 1:20.223	15 - 1:22.527	20 - 1:19.087	25 - 1:19.176	30 - 1:19.203		
<b>13</b>	<b>Wilson/Wolfe</b>	<b>Chevron B8</b>					
1 - 1:43.016	11 - 1:21.674	21 - 1:26.898P	31 - 1:17.066	41 - 1:16.038			
2 - 1:21.321	12 - 1:26.107	22 - 2:46.041	32 - 1:16.985	42 - 1:15.833			
3 - 1:23.069	13 - 2:21.357	23 - 1:18.300	33 - 1:16.102	43 - 1:15.980			
4 - 1:21.264	14 - 1:21.233	24 - 1:18.396	34 - 1:16.430	44 - 1:16.555			
5 - 1:20.287	15 - 1:20.389	25 - 1:17.007	35 - 1:16.386				
6 - 1:20.170	16 - 1:19.535	26 - 1:17.274	36 - 1:16.882				
7 - 1:21.148	17 - 1:18.927	27 - 1:16.380	37 - 1:15.949				
8 - 1:24.190	18 - 1:18.859	28 - 1:17.619	38 - 1:15.958				
9 - 1:20.508	19 - 1:19.633	29 - 1:17.673	39 - 1:18.545				
10 - 1:22.465	20 - 1:18.885	30 - 1:17.048	40 - <b>1:15.253</b>				
<b>14</b>	<b>Bryant/Bryant</b>	<b>Lola T70 Mk3B</b>					
1 - 1:16.413	11 - 1:11.922	21 - <b>1:09.980</b>	31 - 1:10.252	41 - 1:10.099			
2 - 1:12.499	12 - 1:11.722	22 - 1:11.193	32 - 1:10.180	42 - 1:10.303			
3 - 1:12.765	13 - 2:07.895	23 - 1:13.439	33 - 1:11.203	43 - 1:10.128			
4 - 1:12.079	14 - 2:21.538	24 - 1:10.542	34 - 1:11.115	44 - 1:11.030			
5 - 1:12.369	15 - 1:11.686	25 - 1:16.491P	35 - 1:11.042	45 - 1:10.948			
6 - 1:11.015	16 - 1:11.130	26 - 2:35.848	36 - 1:10.996	46 - 1:10.103			
7 - 1:12.215	17 - 1:11.090	27 - 1:13.659	37 - 1:12.156	47 - 1:10.643			
8 - 1:11.939	18 - 1:11.490	28 - 1:10.930	38 - 1:12.381	48 - 1:10.837			
9 - 1:10.323	19 - 1:10.393	29 - 1:10.795	39 - 1:11.952				
10 - 1:12.599	20 - 1:11.834	30 - 1:11.840	40 - 1:10.681				
<b>16</b>	<b>Jolly/Farthing</b>	<b>Cooper Monaco T61M</b>					
1 - 1:26.817	6 - 1:18.342	11 - 1:18.765	16 - 1:17.017	21 - 1:16.967			
2 - 1:19.161	7 - 1:18.928	12 - 2:01.709	17 - 1:17.850	22 - 1:16.943			
3 - 1:19.837	8 - 1:17.962	13 - 2:21.214	18 - 1:21.887P	23 - 3:19.003P			
4 - 1:20.224	9 - 1:18.151	14 - 1:16.796	19 - 2:34.573				
5 - 1:17.909	10 - 1:18.462	15 - <b>1:16.484</b>	20 - 1:17.386				

Weather/Track: Cloud/Dry

www.mstworld.com

Page 2 of 7

Donington Park  
 Circuit Length = 1.9790 miles.  
 Start: 18:06 End: 19:07

Printed - 19:12 Sunday, 04 May 2014

**FIA Masters Historic Sports Car Championship**  
**RACE 13 - LAP ANALYSIS - Donington Park - 3/4/5 May 2014**  
 (contd.)

<b>17</b>	<b>Carrington-Yates</b>					<b>Chevron B16</b>
1 - 1:25.265	11 - 1:15.867	21 - 1:24.916P	31 - 1:15.234	41 - 1:15.334		
2 - 1:16.807	12 - 1:21.548	22 - 2:38.854	32 - 1:15.057	42 - 1:15.504		
3 - 1:16.234	13 - 1:23.460	23 - 1:14.645	33 - 1:14.347	43 - 1:14.562		
4 - 1:16.463	14 - 2:21.713	24 - 1:15.017	34 - 1:15.057	44 - 1:14.670		
5 - 1:16.759	15 - 1:17.726	25 - 1:18.601	35 - 1:22.156P	45 - 1:16.869		
6 - 1:14.063	16 - 1:17.274	26 - 1:15.693	36 - 1:34.604	46 - 1:14.671		
7 - 1:14.181	17 - 1:16.823	27 - 1:13.881	37 - 1:14.867			
8 - 1:15.792	18 - 1:14.064	28 - <b>1:13.766</b>	38 - 1:15.471			
9 - 1:15.098	19 - 1:15.585	29 - 1:15.546	39 - 1:14.788			
10 - 1:16.268	20 - 1:16.779	30 - 1:15.873	40 - 1:15.788			
<b>19</b>	<b>Owen</b>					<b>Chevron B8</b>
1 - 1:34.345	6 - 1:23.167	11 - 1:28.539	16 - 1:25.130	21 - 1:24.559	26 - 1:24.900	
2 - 1:25.410	7 - 1:25.168	12 - 1:26.777	17 - <b>1:22.476</b>	22 - 1:24.860	27 - 1:41.830P	
3 - 1:24.560	8 - 1:25.057	13 - 2:01.110	18 - 1:27.378	23 - 1:24.424	28 - 5:47.279P	
4 - 1:24.862	9 - 1:26.258	14 - 1:24.214	19 - 1:30.443P	24 - 1:23.239		
5 - 1:22.807	10 - 1:24.731	15 - 1:22.892	20 - 2:51.117	25 - 1:24.323		
<b>23</b>	<b>Monteverde/Pearson</b>					<b>Lola T70 Mk3B</b>
<b>24</b>	<b>Newall</b>					<b>Chevron B8</b>
1 - 1:23.300	11 - 1:15.868	21 - 1:17.330	31 - 1:16.145	41 - 1:15.181		
2 - 1:16.450	12 - 1:18.700	22 - 1:21.918P	32 - 1:16.175	42 - 1:15.626		
3 - 1:17.128	13 - 1:25.221	23 - 2:42.606	33 - 1:16.144	43 - 1:15.480		
4 - 1:15.724	14 - 2:21.070	24 - 1:15.791	34 - 1:16.160	44 - 1:16.468		
5 - 1:15.756	15 - 1:15.926	25 - 1:15.986	35 - 1:16.200	45 - 1:16.616		
6 - 1:15.555	16 - 1:17.374	26 - 1:16.533	36 - 1:17.202	46 - 1:16.569		
7 - 1:15.213	17 - 1:18.209	27 - 1:15.166	37 - 1:17.199			
8 - 1:16.019	18 - 1:15.228	28 - 1:15.906	38 - 1:15.889			
9 - <b>1:15.097</b>	19 - 1:16.865	29 - 1:15.802	39 - 1:15.312			
10 - 1:16.405	20 - 1:15.529	30 - 1:16.029	40 - 1:16.172			

Weather/Track: Cloud/Dry



**FIA Masters Historic Sports Car Championship**  
**RACE 13 - LAP ANALYSIS - Donington Park - 3/4/5 May 2014**  
 (contd.)

<b>27</b>	<b>Sheldon</b>	<b>Chevron B16</b>			
1 - 1:27.111	11 - 1:17.099	21 - 1:16.364	31 - 1:17.743	41 - 1:16.572	
2 - 1:19.031	12 - 1:22.171	22 - 1:22.851 <sup>P</sup>	32 - 1:17.073	42 - 1:17.187	
3 - 1:19.916	13 - 1:26.821	23 - 2:42.133	33 - 1:16.842	43 - 1:17.231	
4 - 1:19.107	14 - 2:00.836	24 - 1:17.807	34 - 1:17.968	44 - 1:18.019	
5 - 1:17.073	15 - 1:19.580	25 - 1:15.852	35 - 1:18.572	45 - 1:18.017	
6 - <b>1:15.644</b>	16 - 1:19.098	26 - 1:17.196	36 - 1:17.897	46 - 1:19.578	
7 - 1:16.900	17 - 1:16.029	27 - 1:16.381	37 - 1:19.710		
8 - 1:16.281	18 - 1:16.569	28 - 1:16.969	38 - 1:16.501		
9 - 1:17.940	19 - 1:16.332	29 - 1:16.368	39 - 1:18.106		
10 - 1:17.180	20 - 1:17.900	30 - 1:17.947	40 - 1:16.894		
<b>29</b>	<b>Ahlers/Bellinger</b>	<b>Cooper Monaco King Cobra</b>			
1 - 1:28.642	11 - 1:19.093	21 - 1:17.066	31 - 1:19.492		
2 - 1:18.839	12 - 1:18.578	22 - 1:18.104	32 - 1:17.098		
3 - 1:19.754	13 - 1:25.232 <sup>P</sup>	23 - 1:17.924	33 - <b>1:16.200</b>		
4 - 1:19.460	14 - 2:46.611	24 - 1:17.809	34 - 1:16.611		
5 - 1:20.577	15 - 1:20.261	25 - 1:17.839	35 - 1:16.652		
6 - 7:17.387 <sup>P</sup>	16 - 1:19.594	26 - 1:17.185	36 - 1:17.882		
7 - 3:02.586	17 - 1:18.354	27 - 1:17.400	37 - 1:18.765		
8 - 2:03.930	18 - 1:19.325	28 - 1:17.440	38 - 1:19.712		
9 - 1:21.092	19 - 1:18.213	29 - 1:17.324	39 - 1:19.675		
10 - 1:20.484	20 - 1:18.072	30 - 1:18.023			
<b>31</b>	<b>Bates</b>	<b>Porsche 911 RS</b>			
1 - 1:33.825	11 - 1:24.045	21 - 1:20.740	31 - 1:22.420	41 - 1:21.266	
2 - 1:23.633	12 - 1:23.745	22 - 1:21.020	32 - 1:20.443	42 - 1:21.647	
3 - 1:22.718	13 - 2:22.565	23 - 1:20.994	33 - 1:20.495	43 - 1:20.711	
4 - 1:22.976	14 - 1:22.739	24 - 1:20.654	34 - 1:20.668		
5 - 1:20.733	15 - 1:22.399	25 - 1:20.975	35 - 1:23.729		
6 - 1:22.677	16 - 1:22.552	26 - <b>1:20.251</b>	36 - 1:21.291		
7 - 1:23.304	17 - 1:23.962 <sup>P</sup>	27 - 1:21.318	37 - 1:20.740		
8 - 1:25.133	18 - 2:44.974	28 - 1:21.623	38 - 1:22.229		
9 - 1:22.273	19 - 1:20.996	29 - 1:21.828	39 - 1:22.847		
10 - 1:21.991	20 - 1:20.982	30 - 1:20.926	40 - 1:21.042		
<b>33</b>	<b>Bates</b>	<b>Porsche 911 RSR</b>			
1 - 1:30.793	11 - 1:20.216	21 - 1:19.252	31 - 1:19.448	41 - 1:19.375	
2 - 1:19.921	12 - 1:56.672 <sup>P</sup>	22 - 1:19.425	32 - 1:19.213	42 - 1:19.884	
3 - 1:20.252	13 - 2:30.276	23 - 1:19.097	33 - 1:20.500	43 - <b>1:18.303</b>	
4 - 1:20.193	14 - 1:21.814	24 - 1:19.307	34 - 1:19.310	44 - 1:19.436	
5 - 1:19.731	15 - 1:19.932	25 - 1:19.078	35 - 1:20.489		
6 - 1:18.760	16 - 1:21.349	26 - 1:19.842	36 - 1:18.891		
7 - 1:19.016	17 - 1:22.458 <sup>P</sup>	27 - 1:18.739	37 - 1:20.134		
8 - 1:18.759	18 - 2:34.372	28 - 1:19.786	38 - 1:20.519		
9 - 1:19.175	19 - 1:20.837	29 - 1:19.224	39 - 1:19.512		
10 - 1:19.548	20 - 1:19.545	30 - 1:19.401	40 - 1:18.790		

Weather/Track: Cloud/Dry

www.mstworld.com

Page 4 of 7

Donington Park  
 Circuit Length = 1.9790 miles.  
 Start: 18:06 End: 19:07

Printed - 19:12 Sunday, 04 May 2014

**FIA Masters Historic Sports Car Championship**  
**RACE 13 - LAP ANALYSIS - Donington Park - 3/4/5 May 2014**  
 (contd.)

<b>41</b>	<b>Tromans/Stretton</b>					Lola T70 Mk3B			
1 -	1:15.347	11 -	1:10.346	21 -	1:09.722	31 -	1:10.617		
2 -	1:12.923	12 -	1:10.404	22 -	1:11.737	32 -	1:10.747		
3 -	1:12.908	13 -	1:09.732	23 -	1:09.649	33 -	1:09.725		
4 -	1:12.242	14 -	1:09.728	24 -	1:10.412	34 -	1:10.839		
5 -	1:12.326	15 -	1:09.879	25 -	1:10.366	35 -	1:10.488		
6 -	1:11.944	16 -	1:11.406	26 -	1:10.512	36 -	1:10.836		
7 -	1:12.195	17 -	1:10.277	27 -	1:09.565	37 -	<b>1:09.440</b>		
8 -	1:12.432	18 -	1:10.040	28 -	1:10.532	38 -	1:09.831		
9 -	9:50.399P	19 -	1:10.497	29 -	1:10.896	39 -	1:09.776		
10 -	6:39.926	20 -	1:09.561	30 -	1:12.188	40 -	1:09.756		
<b>45</b>	<b>Hammond/Greensall</b>					Chevron B8			
1 -	1:29.941	11 -	1:23.232	21 -	2:42.413	31 -	1:16.559	41 -	1:14.540
2 -	1:20.124	12 -	1:47.513	22 -	1:16.953	32 -	1:15.542	42 -	1:15.555
3 -	1:19.771	13 -	2:20.758	23 -	1:16.782	33 -	1:15.749	43 -	1:14.430
4 -	1:19.971	14 -	1:21.973	24 -	1:16.781	34 -	1:16.432	44 -	1:16.260
5 -	1:21.886	15 -	1:18.840	25 -	1:17.062	35 -	1:14.851	45 -	1:15.755
6 -	1:20.468	16 -	1:18.754	26 -	1:17.502	36 -	1:15.716		
7 -	1:19.671	17 -	1:18.807	27 -	1:16.310	37 -	1:15.520		
8 -	1:19.411	18 -	1:18.573	28 -	1:15.231	38 -	1:15.235		
9 -	1:19.429	19 -	1:19.702	29 -	1:16.058	39 -	1:14.513		
10 -	1:20.563	20 -	1:26.000P	30 -	1:16.432	40 -	<b>1:14.294</b>		
<b>50</b>	<b>Hall/Blakeney-Edwards</b>					Chevron B8			
1 -	1:33.107	6 -	1:22.176	11 -	1:43.149	16 -	1:22.318		
2 -	1:23.351	7 -	1:24.078	12 -	2:22.269	17 -	1:29.311P		
3 -	1:22.464	8 -	1:37.807P	13 -	1:25.464	18 -	6:40.494		
4 -	1:22.336	9 -	2:08.116	14 -	1:35.987P	19 -	1:28.038P		
5 -	<b>1:21.975</b>	10 -	1:25.230	15 -	6:57.959				
<b>51</b>	<b>Cousins/Hart</b>					Chevron B23			
1 -	1:22.671	11 -	1:15.727	21 -	1:15.327	31 -	1:18.464	41 -	1:13.577
2 -	1:15.472	12 -	1:18.085	22 -	1:16.683	32 -	1:16.124	42 -	1:13.791
3 -	1:16.851	13 -	1:26.172	23 -	1:16.102	33 -	1:15.860	43 -	1:13.960
4 -	1:15.767	14 -	2:21.160	24 -	1:15.047	34 -	1:14.553	44 -	1:15.368
5 -	1:15.220	15 -	1:17.537	25 -	1:22.134P	35 -	1:13.560	45 -	1:13.721
6 -	1:14.741	16 -	1:16.350	26 -	2:50.066	36 -	1:14.114	46 -	1:14.870
7 -	1:16.335	17 -	1:17.070	27 -	1:17.479	37 -	1:14.862		
8 -	1:16.421	18 -	1:14.781	28 -	1:17.726	38 -	1:13.597		
9 -	1:15.883	19 -	1:16.368	29 -	1:17.581	39 -	1:13.445		
10 -	1:16.711	20 -	1:14.910	30 -	1:17.470	40 -	<b>1:13.435</b>		

Weather/Track: Cloud/Dry

www.mstworld.com

Page 5 of 7

Donington Park  
 Circuit Length = 1.9790 miles.  
 Start: 18:06 End: 19:07

Printed - 19:12 Sunday, 04 May 2014

**FIA Masters Historic Sports Car Championship**  
**RACE 13 - LAP ANALYSIS - Donington Park - 3/4/5 May 2014**  
 (contd.)

<b>73</b>	<b>Martin</b>	<b>Dulon Dino LD10B</b>			
1 - 1:35.670	11 - 1:54.103	21 - 1:26.849	31 - 1:27.297		
2 - 1:27.434	12 - 2:21.045	22 - 1:27.939	32 - 1:28.839		
3 - 1:27.577	13 - 1:56.437	23 - 1:26.235	33 - 1:27.771		
4 - 1:27.381	14 - 1:28.291	24 - 1:28.397	34 - 1:30.314		
5 - 1:28.692	15 - 1:27.968	25 - 1:28.298	35 - 1:26.205		
6 - 1:28.450	16 - 1:28.262	26 - 1:28.076	36 - 1:27.608		
7 - 1:27.115	17 - 1:28.332	27 - 1:27.161	37 - 1:26.126		
8 - 1:26.976	18 - <b>1:25.423</b>	28 - 1:29.982	38 - 1:27.075		
9 - 1:26.515	19 - 1:31.384 <sup>P</sup>	29 - 1:28.269	39 - 1:25.808		
10 - 1:27.915	20 - 4:12.963	30 - 1:26.115			
<b>76</b>	<b>Wrigley</b>	<b>Chevron B16</b>			
1 - 1:25.123	11 - 1:16.740	21 - 1:16.301	31 - 1:15.434	41 - 1:15.399	
2 - 1:16.601	12 - 1:18.055	22 - 1:16.578	32 - 1:15.189	42 - 1:15.362	
3 - 1:16.325	13 - 1:20.889	23 - 1:15.966	33 - 1:15.852	43 - 1:16.660	
4 - 1:16.655	14 - 2:21.629	24 - 1:23.225 <sup>P</sup>	34 - 1:15.435	44 - 1:15.701	
5 - 1:16.716	15 - 1:17.818	25 - 2:30.979	35 - 1:15.462	45 - 1:16.538	
6 - 1:16.407	16 - 1:17.021	26 - 1:15.632	36 - 1:17.121	46 - 1:15.333	
7 - 1:16.208	17 - 1:18.529	27 - 1:16.402	37 - 1:16.565		
8 - 1:16.571	18 - 1:17.539	28 - <b>1:15.170</b>	38 - 1:16.207		
9 - 1:16.245	19 - 1:16.067	29 - 1:15.766	39 - 1:15.750		
10 - 1:15.883	20 - 1:15.565	30 - 1:15.531	40 - 1:15.416		
<b>85</b>	<b>Ashworth</b>	<b>Chevron B16</b>			
1 - 1:30.539	11 - 1:21.567	21 - 1:21.942 <sup>P</sup>	31 - <b>1:16.726</b>	41 - 1:18.397	
2 - 1:21.273	12 - 1:53.963	22 - 2:40.262	32 - 1:18.128	42 - 1:18.690	
3 - 1:19.866	13 - 2:21.793	23 - 1:18.303	33 - 1:17.737	43 - 1:17.899	
4 - 1:18.927	14 - 1:20.750	24 - 1:18.189	34 - 1:18.202	44 - 1:18.489	
5 - 1:19.406	15 - 1:20.726	25 - 1:18.840	35 - 1:17.807		
6 - 1:18.427	16 - 1:18.218	26 - 1:17.287	36 - 1:18.154		
7 - 1:18.571	17 - 1:18.578	27 - 1:17.226	37 - 1:17.452		
8 - 1:18.699	18 - 1:18.690	28 - 1:17.642	38 - 1:17.800		
9 - 1:18.593	19 - 1:17.536	29 - 1:17.046	39 - 1:18.174		
10 - 1:19.800	20 - 1:17.986	30 - 1:18.068	40 - 1:19.131		
<b>89</b>	<b>Benedini</b>	<b>Chevron B16</b>			
1 - 1:21.592	11 - 1:15.464	21 - 1:15.607	31 - 1:15.466	41 - 1:14.997	
2 - 1:15.894	12 - 1:18.195	22 - 1:16.691	32 - <b>1:14.684</b>	42 - 1:16.050	
3 - 1:15.976	13 - 1:26.305	23 - 1:15.614	33 - 1:15.354	43 - 1:16.661	
4 - 1:15.504	14 - 2:20.789	24 - 1:14.920	34 - 1:15.296	44 - 1:16.470	
5 - 1:15.327	15 - 1:16.676	25 - 1:19.778 <sup>P</sup>	35 - 1:16.793	45 - 1:15.835	
6 - 1:15.812	16 - 1:17.761	26 - 2:34.405	36 - 1:15.240	46 - 1:16.531	
7 - 1:16.576	17 - 1:16.903	27 - 1:15.743	37 - 1:15.186		
8 - 1:15.978	18 - 1:14.767	28 - 1:15.908	38 - 1:16.640		
9 - 1:16.318	19 - 1:15.865	29 - 1:16.394	39 - 1:16.407		
10 - 1:16.735	20 - 1:16.256	30 - 1:15.030	40 - 1:15.329		

Weather/Track: Cloud/Dry

**FIA Masters Historic Sports Car Championship**  
**RACE 13 - LAP ANALYSIS - Donington Park - 3/4/5 May 2014**  
 (contd.)

<b>123</b>	<b>Donovan</b>	<b>Lola T70 Mk3B</b>			
1 - 1:20.333	11 - 1:13.073	21 - 1:13.463	31 - 1:14.288	41 - 1:11.929	
2 - 1:14.895	12 - 1:20.070	22 - 1:13.222	32 - 1:12.718	42 - 1:11.925	
3 - 1:14.006	13 - 1:47.583	23 - 1:13.369	33 - 1:13.868	43 - 1:12.001	
4 - 1:13.385	14 - 2:20.247	24 - 1:12.969	34 - 1:13.633	44 - <b>1:11.575</b>	
5 - 1:12.800	15 - 1:14.609	25 - 1:14.085	35 - 1:13.757	45 - 1:12.114	
6 - 1:12.457	16 - 1:13.692	26 - 1:18.726P	36 - 1:12.882	46 - 1:13.384	
7 - 1:12.253	17 - 1:14.098	27 - 2:31.774	37 - 1:13.832	47 - 1:12.609	
8 - 1:13.165	18 - 1:12.497	28 - 1:12.927	38 - 1:13.301		
9 - 1:15.763	19 - 1:13.385	29 - 1:12.774	39 - 1:18.927P		
10 - 1:12.847	20 - 1:13.446	30 - 1:13.487	40 - 1:29.338		

Weather/Track: Cloud/Dry

**FIA Masters Historic Sports Car Championship**  
**RACE 13 - LAP CHART - Donington Park - 3/4/5 May 2014**

Lap 1			Lap 2			Lap 3			Lap 4			Lap 5		
No	Behind	Laptime	No	Behind	Laptime	No	Behind	Laptime	No	Behind	Laptime	No	Behind	Laptime
41		1:15.347	41		1:12.923	41		1:12.908	41		1:12.242	41		1:12.326
14	1.066	1:16.413	14	0.642	1:12.499	14	0.499	1:12.765	14	0.336	1:12.079	14	0.379	1:12.369
7	4.262	1:19.609	7	4.903	1:13.564	7	6.080	1:14.085	7	6.995	1:13.157	7	7.420	1:12.751
1	4.718	1:20.065	1	6.045	1:14.250	123	8.056	1:14.006	123	9.199	1:13.385	123	9.673	1:12.800
123	4.986	1:20.333	123	6.958	1:14.895	3	8.886	1:14.455	3	10.355	1:13.711	3	10.860	1:12.831
3	5.508	1:20.855	3	7.339	1:14.754	89	12.284	1:15.976	89	15.546	1:15.504	89	18.547	1:15.327
89	6.245	1:21.592	89	9.216	1:15.894	51	13.816	1:16.851	51	17.341	1:15.767	51	20.235	1:15.220
51	7.324	1:22.671	51	9.873	1:15.472	24	15.700	1:17.128	24	19.182	1:15.724	24	22.612	1:15.756
24	7.953	1:23.300	24	11.480	1:16.450	76	16.871	1:16.325	76	21.284	1:16.655	76	25.674	1:16.716
76	9.776	1:25.123	76	13.454	1:16.601	17	17.128	1:16.234	17	21.349	1:16.463	17	25.782	1:16.759
17	9.918	1:25.265	17	13.802	1:16.807	1	19.203	1:26.066P	27	31.745	1:19.107	27	36.492	1:17.073
16	11.470	1:26.817	16	17.708	1:19.161	16	24.637	1:19.837	16	32.619	1:20.224	16	38.202	1:17.909
27	11.764	1:27.111	27	17.872	1:19.031	27	24.880	1:19.916	29	33.275	1:19.460	11	41.080	1:19.881
11	12.320	1:27.667	11	18.400	1:19.003	29	26.057	1:19.754	11	33.525	1:19.411	29	41.526	1:20.577
29	13.295	1:28.642	29	19.211	1:18.839	11	26.356	1:20.864	12	34.054	1:19.737	12	42.003	1:20.275
12	13.664	1:29.011	12	20.551	1:19.810	12	26.559	1:18.916	45	36.387	1:19.971	85	44.265	1:19.406
45	14.594	1:29.941	45	21.795	1:20.124	45	28.658	1:19.771	85	37.185	1:18.927	33	45.144	1:19.731
85	15.192	1:30.539	33	22.444	1:19.921	33	29.788	1:20.252	33	37.739	1:20.193	45	45.947	1:21.886
33	15.446	1:30.793	85	23.542	1:21.273	85	30.500	1:19.866	50	47.838	1:22.336	1	1 LAP	2:59.588P
50	17.760	1:33.107	50	28.188	1:23.351	50	37.744	1:22.464	31	49.732	1:22.976	50	57.487	1:21.975
31	18.478	1:33.825	31	29.188	1:23.633	31	38.998	1:22.718	13	55.250	1:21.264	31	58.139	1:20.733
19	18.998	1:34.345	19	31.485	1:25.410	19	43.137	1:24.560	19	55.757	1:24.862	13	1:03.211	1:20.287
73	20.323	1:35.670	73	34.834	1:27.434	13	46.228	1:23.069	73	1:04.642	1:27.381	19	1:06.238	1:22.807
13	27.669	1:43.016	13	36.067	1:21.321	73	49.503	1:27.577						

Weather/Track: Cloud/Dry

**FIA Masters Historic Sports Car Championship**  
**RACE 13 - LAP CHART - Donington Park - 3/4/5 May 2014**  
 (contd.)

Lap 6			Lap 7			Lap 8			Lap 9			Lap 10		
No	Behind	Laptime	No	Behind	Laptime	No	Behind	Laptime	No	Behind	Laptime	No	Behind	Laptime
14		1:11.015	14		1:12.215	14		1:11.939	14		1:10.323	14		1:12.599
41	0.550	1:11.944	41	0.530	1:12.195	41	1.023	1:12.432	7	14.582	1:14.747	85	1 LAP	1:18.593
7	8.988	1:12.962	19	1 LAP	1:23.167	50	1 LAP	1:24.078	123	17.440	1:15.763	33	1 LAP	1:19.175
73	1 LAP	1:28.692	7	8.912	1:12.139	31	1 LAP	1:23.304	3	21.634	1:15.106	45	1 LAP	1:19.429
123	10.736	1:12.457	123	10.774	1:12.253	13	1 LAP	1:21.148	13	1 LAP	1:24.190	7	13.958	1:11.975
3	12.518	1:13.052	3	14.915	1:14.612	7	10.158	1:13.185	31	1 LAP	1:25.133	123	17.688	1:12.847
89	22.965	1:15.812	73	1 LAP	1:28.450	123	12.000	1:13.165	19	1 LAP	1:25.057	3	23.566	1:14.531
51	23.582	1:14.741	89	27.326	1:16.576	3	16.851	1:13.875	50	1 LAP	1:37.807P	13	1 LAP	1:20.508
24	26.773	1:15.555	51	27.702	1:16.335	19	1 LAP	1:25.168	89	37.360	1:16.318	31	1 LAP	1:22.273
17	28.451	1:14.063	24	29.771	1:15.213	89	31.365	1:15.978	51	37.744	1:15.883	89	41.496	1:16.735
76	30.687	1:16.407	17	30.417	1:14.181	51	32.184	1:16.421	24	38.625	1:15.097	51	41.856	1:16.711
27	40.742	1:15.644	76	34.680	1:16.208	24	33.851	1:16.019	17	39.045	1:15.098	24	42.431	1:16.405
16	45.150	1:18.342	27	45.427	1:16.900	17	34.270	1:15.792	76	45.234	1:16.245	17	42.714	1:16.268
11	48.029	1:18.343	16	51.863	1:18.928	76	39.312	1:16.571	27	57.386	1:17.940	19	1 LAP	1:26.258
12	49.504	1:18.895	11	53.808	1:17.994	73	1 LAP	1:27.115	73	1 LAP	1:26.976	76	48.518	1:15.883
85	51.298	1:18.427	12	56.277	1:18.988	27	49.769	1:16.281	16	1:05.714	1:18.151	27	1:01.967	1:17.180
33	52.510	1:18.760	85	57.654	1:18.571	16	57.886	1:17.962	11	1:07.337	1:17.998	16	1:11.577	1:18.462
45	55.021	1:20.468	33	59.311	1:19.016	11	59.662	1:17.793	12	1:11.405	1:18.724	73	1 LAP	1:26.515
50	1:08.269	1:22.176	45	1:02.477	1:19.671	12	1:03.004	1:18.666						
31	1:09.422	1:22.677				85	1:04.414	1:18.699						
13	1:11.987	1:20.170				33	1:06.131	1:18.759						
						45	1:09.949	1:19.411						

Weather/Track: Cloud/Dry

www.mstworld.com

Donington Park  
 Circuit Length = 1.9790 miles.  
 Start: 18:06 End: 19:07

**FIA Masters Historic Sports Car Championship**  
**RACE 13 - LAP CHART - Donington Park - 3/4/5 May 2014**  
 (contd.)

Lap 11			Lap 12			Lap 13			Lap 14			Lap 15		
No	Behind	Laptime	No	Behind	Laptime	No	Behind	Laptime	No	Behind	Laptime	No	Behind	Laptime
14		1:11.922	14		1:11.722	14		2:07.895	14		2:21.538	14		1:11.686
11	1 LAP	1:18.141	16	1 LAP	1:18.765	16	1 LAP	2:01.709	16	1 LAP	2:21.214	16	1 LAP	1:16.796
12	1 LAP	1:20.223	11	1 LAP	1:17.988	11	1 LAP	2:02.014	11	1 LAP	2:20.883	7	5.545	1:12.901
85	1 LAP	1:19.800	73	2 LAPS	1:27.915	73	2 LAPS	1:54.103	73	2 LAPS	2:21.045	11	1 LAP	1:17.842
33	1 LAP	1:19.548	12	1 LAP	1:21.181	12	1 LAP	1:54.288	12	1 LAP	2:22.192	123	8.507	1:14.609
7	15.094	1:13.058	85	1 LAP	1:21.567	85	1 LAP	1:53.963	85	1 LAP	2:21.793	12	1 LAP	1:20.431
45	1 LAP	1:20.563	33	1 LAP	1:20.216	7	5.646	1:53.208	7	4.330	2:20.222	85	1 LAP	1:20.750
123	18.839	1:13.073	7	20.333	1:16.961	45	1 LAP	1:47.513	45	1 LAP	2:20.758	3	13.249	1:16.014
50	2 LAPS	2:08.116	45	1 LAP	1:23.232	33	1 LAP	1:56.672P	123	5.584	2:20.247	89	14.162	1:16.676
3	25.748	1:14.104	123	27.187	1:20.070	123	6.875	1:47.583	50	2 LAPS	2:22.269	24	14.453	1:15.926
13	1 LAP	1:22.465	50	2 LAPS	1:25.230	50	2 LAPS	1:43.149	3	8.921	2:21.751	45	1 LAP	1:21.973
31	1 LAP	1:21.991	3	33.003	1:18.977	3	8.708	1:43.600	89	9.172	2:20.789	51	15.774	1:17.537
89	45.038	1:15.464	13	1 LAP	1:21.674	13	1 LAP	1:26.107	13	1 LAP	2:21.357	17	18.265	1:17.726
51	45.661	1:15.727	89	51.511	1:18.195	89	9.921	1:26.305	51	9.923	2:21.160	13	1 LAP	1:21.233
24	46.377	1:15.868	51	52.024	1:18.085	51	10.301	1:26.172	24	10.213	2:21.070	76	18.886	1:17.818
17	46.659	1:15.867	24	53.355	1:18.700	24	10.681	1:25.221	17	12.225	2:21.713	50	2 LAPS	1:25.464
29	5 LAPS	7:17.387P	31	1 LAP	1:24.045	31	1 LAP	1:23.745	31	1 LAP	2:22.565	29	6 LAPS	1:21.092
76	53.336	1:16.740	17	56.485	1:21.548	17	12.050	1:23.460	76	12.754	2:21.629	31	1 LAP	1:22.739
19	1 LAP	1:24.731	76	59.669	1:18.055	76	12.663	1:20.889	29	6 LAPS	2:03.930	27	23.711	1:19.580
27	1:07.144	1:17.099	19	1 LAP	1:28.539	29	6 LAPS	3:02.586	19	1 LAP	2:01.110	33	1 LAP	1:21.814
			27	1:17.593	1:22.171	19	1 LAP	1:26.777	27	15.817	2:00.836	19	1 LAP	1:24.214
						27	36.519	1:26.821	33	1 LAP	2:30.276	73	2 LAPS	1:56.437
									41	5 LAPS	9:50.399P			
									1	9 LAPS	13:02.502			

Weather/Track: Cloud/Dry

**FIA Masters Historic Sports Car Championship**  
**RACE 13 - LAP CHART - Donington Park - 3/4/5 May 2014**  
 (contd.)

Lap 16			Lap 17			Lap 18			Lap 19			Lap 20		
No	Behind	Laptime	No	Behind	Laptime	No	Behind	Laptime	No	Behind	Laptime	No	Behind	Laptime
14		1:11.130	14		1:11.090	14		1:11.490	14		1:10.393	14		1:11.834
7	5.666	1:11.251	7	5.725	1:11.149	7	5.223	1:10.988	7	5.728	1:10.898	41	10 LAPS	6:39.926
16	1 LAP	1:16.484	123	14.077	1:14.098	73	3 LAPS	1:27.968	123	18.076	1:13.385	19	2 LAPS	1:27.378
123	11.069	1:13.692	16	1 LAP	1:17.017	123	15.084	1:12.497	73	3 LAPS	1:28.262	7	12.583	1:18.689P
11	1 LAP	1:17.064	3	18.579	1:13.383	16	1 LAP	1:17.850	3	29.140	1:14.715	123	19.688	1:13.446
1	10 LAPS	1:31.118P	11	1 LAP	1:22.349	3	24.818	1:17.729	16	1 LAP	1:21.887P	3	30.840	1:13.534
3	16.286	1:14.167	89	26.606	1:16.903	11	1 LAP	1:17.164	89	35.355	1:15.865	51	39.316	1:14.910
24	20.697	1:17.374	51	26.974	1:17.070	89	29.883	1:14.767	51	36.240	1:16.368	89	39.777	1:16.256
89	20.793	1:17.761	24	27.816	1:18.209	51	30.265	1:14.781	11	1 LAP	1:18.391	24	41.721	1:15.529
51	20.994	1:16.350	85	1 LAP	1:18.218	24	31.554	1:15.228	17	37.908	1:15.585	17	42.853	1:16.779
85	1 LAP	1:20.726	17	30.142	1:16.823	17	32.716	1:14.064	24	38.026	1:16.865	73	3 LAPS	1:28.332
45	1 LAP	1:18.840	45	1 LAP	1:18.754	85	1 LAP	1:18.578	76	43.939	1:16.067	11	1 LAP	1:19.060
12	1 LAP	1:22.527	76	32.216	1:18.529	76	38.265	1:17.539	85	1 LAP	1:18.690	76	47.670	1:15.565
17	24.409	1:17.274	12	1 LAP	1:20.793	45	1 LAP	1:18.807	45	1 LAP	1:18.573	85	1 LAP	1:17.536
76	24.777	1:17.021	13	1 LAP	1:19.535	27	41.697	1:16.569	27	47.636	1:16.332	27	53.702	1:17.900
13	1 LAP	1:20.389	27	36.618	1:16.029	13	1 LAP	1:18.927	13	1 LAP	1:18.859	45	1 LAP	1:19.702
27	31.679	1:19.098	29	6 LAPS	1:19.093	12	1 LAP	1:23.294P	29	6 LAPS	1:25.232P	12	2 LAPS	2:35.955
29	6 LAPS	1:20.484	33	1 LAP	1:21.349	29	6 LAPS	1:18.578				13	1 LAP	1:19.633
31	1 LAP	1:22.399	31	1 LAP	1:22.552	33	1 LAP	1:22.458P				33	2 LAPS	2:34.372
33	1 LAP	1:19.932	19	1 LAP	1:25.130	31	1 LAP	1:23.962P						
19	1 LAP	1:22.892				19	1 LAP	1:22.476						
50	2 LAPS	1:35.987P												
73	2 LAPS	1:28.291												

Weather/Track: Cloud/Dry



**FIA Masters Historic Sports Car Championship**  
**RACE 13 - LAP CHART - Donington Park - 3/4/5 May 2014**  
 (contd.)

Lap 21			Lap 22			Lap 23			Lap 24			Lap 25		
No	Behind	Laptime	No	Behind	Laptime	No	Behind	Laptime	No	Behind	Laptime	No	Behind	Laptime
14		1:09.980	14		1:11.193	14		1:13.439	14		1:10.542	14		1:16.491P
41	10 LAPS	1:10.346	41	10 LAPS	1:10.404	12	3 LAPS	1:19.087	17	2 LAPS	2:38.854	17	2 LAPS	1:14.645
31	3 LAPS	2:44.974	33	3 LAPS	1:20.837	41	10 LAPS	1:09.732	11	2 LAPS	1:26.229P	24	2 LAPS	2:42.606
123	23.171	1:13.463	29	8 LAPS	2:46.611	73	4 LAPS	1:31.384P	41	10 LAPS	1:09.728	85	3 LAPS	2:40.262
19	2 LAPS	1:30.443P	31	3 LAPS	1:20.996	13	2 LAPS	1:26.898P	12	3 LAPS	1:19.032	12	3 LAPS	1:18.630
3	34.080	1:13.220	123	25.200	1:13.222	33	3 LAPS	1:19.545	45	3 LAPS	2:42.413	27	2 LAPS	2:42.133
51	44.663	1:15.327	3	35.581	1:12.694	29	8 LAPS	1:20.261	33	3 LAPS	1:19.252	45	3 LAPS	1:16.953
89	45.404	1:15.607	50	7 LAPS	6:57.959	123	25.130	1:13.369	123	27.557	1:12.969	123	25.151	1:14.085
16	2 LAPS	2:34.573	51	50.153	1:16.683	31	3 LAPS	1:20.982	29	8 LAPS	1:19.594	33	3 LAPS	1:19.425
24	49.071	1:17.330	89	50.902	1:16.691	3	36.171	1:14.029	31	3 LAPS	1:20.740	13	3 LAPS	2:46.041
11	1 LAP	1:18.128	7	1 LAP	3:01.261	50	7 LAPS	1:22.318	3	39.071	1:13.442	29	8 LAPS	1:18.354
76	53.991	1:16.301	16	2 LAPS	1:17.386	51	52.816	1:16.102	51	57.321	1:15.047	3	36.534	1:13.954
17	57.789	1:24.916P	24	59.796	1:21.918P	89	53.077	1:15.614	89	57.455	1:14.920	31	3 LAPS	1:21.020
73	3 LAPS	1:25.423	76	59.376	1:16.578	16	2 LAPS	1:16.967	16	2 LAPS	1:16.943	89	1:00.742	1:19.778P
85	1 LAP	1:17.986	11	1 LAP	1:18.892	19	3 LAPS	2:51.117	50	7 LAPS	1:29.311P	51	1:02.964	1:22.134P
27	1:00.086	1:16.364	85	1 LAP	1:21.942P	7	1 LAP	1:21.966	7	1 LAP	1:20.259	41	9 LAPS	1:11.406
12	2 LAPS	1:18.646	27	1:11.744	1:22.851P	76	1:01.903	1:15.966	19	3 LAPS	1:24.559	7	1 LAP	1:19.694
13	1 LAP	1:18.885							41	9 LAPS	1:09.879	17	1 LAP	1:15.017
45	1 LAP	1:26.000P							76	1:14.586	1:23.225P	24	1 LAP	1:15.791
												19	3 LAPS	1:24.860
												85	2 LAPS	1:18.303
												27	1 LAP	1:17.807
												12	2 LAPS	1:19.109
												45	2 LAPS	1:16.782
												11	2 LAPS	2:51.037

Weather/Track: Cloud/Dry

**FIA Masters Historic Sports Car Championship**  
**RACE 13 - LAP CHART - Donington Park - 3/4/5 May 2014**  
 (contd.)

Lap 26			Lap 27			Lap 28			Lap 29			Lap 30		
No	Behind	Laptime	No	Behind	Laptime	No	Behind	Laptime	No	Behind	Laptime	No	Behind	Laptime
123		1:18.726P	3		1:18.142P	14		1:10.930	14		1:10.795	14		1:11.840
33	3 LAPS	1:19.097	29	8 LAPS	1:18.213	76	1 LAP	1:16.402	73	6 LAPS	1:26.235	89	1 LAP	1:16.394
13	3 LAPS	1:18.300	73	6 LAPS	1:26.849	17	1 LAP	1:13.881	76	1 LAP	1:15.170	31	3 LAPS	1:21.318
3	7.240	1:14.583	31	3 LAPS	1:20.654	24	1 LAP	1:15.166	17	1 LAP	1:13.766	76	1 LAP	1:15.766
73	6 LAPS	4:12.963	41	9 LAPS	1:10.040	7	1 LAP	1:17.722	24	1 LAP	1:15.906	17	1 LAP	1:15.546
29	8 LAPS	1:19.325	89	1 LAP	2:34.405	51	1 LAP	1:17.479	7	1 LAP	1:18.197	24	1 LAP	1:15.802
31	3 LAPS	1:20.994	76	1 LAP	1:15.632	27	1 LAP	1:16.381	51	1 LAP	1:17.726	73	6 LAPS	1:28.397
41	9 LAPS	1:10.277	17	1 LAP	1:15.693	85	2 LAPS	1:17.287	50	11 LAPS	6:40.494	7	1 LAP	1:17.336
76	1 LAP	2:30.979	14	40.248	1:13.659	45	2 LAPS	1:17.502	27	1 LAP	1:16.969	51	1 LAP	1:17.581
7	1 LAP	1:18.878	24	1 LAP	1:16.533	12	2 LAPS	1:18.426	85	2 LAPS	1:17.226	27	1 LAP	1:16.368
17	1 LAP	1:18.601	7	1 LAP	1:18.988	123	28.141	1:12.927	123	30.120	1:12.774	123	31.767	1:13.487
24	1 LAP	1:15.986	51	1 LAP	2:50.066	19	3 LAPS	1:24.323	45	2 LAPS	1:16.310	85	2 LAPS	1:17.642
14	51.971	2:35.848	27	1 LAP	1:17.196	11	2 LAPS	1:17.853	12	2 LAPS	1:18.099	45	2 LAPS	1:15.231
19	3 LAPS	1:24.424	85	2 LAPS	1:18.840	3	40.250	2:31.428	11	2 LAPS	1:18.847	50	11 LAPS	1:28.038P
85	2 LAPS	1:18.189	19	3 LAPS	1:23.239	13	2 LAPS	1:17.274	3	44.155	1:14.700	12	2 LAPS	1:17.828
27	1 LAP	1:15.852	45	2 LAPS	1:17.062	33	2 LAPS	1:19.842	19	3 LAPS	1:24.900	41	8 LAPS	1:11.737
12	2 LAPS	1:18.763	12	2 LAPS	1:19.176	29	7 LAPS	1:17.066	41	8 LAPS	1:09.722	3	47.462	1:15.147
45	2 LAPS	1:16.781	11	2 LAPS	1:18.741	41	8 LAPS	1:09.561	13	2 LAPS	1:16.380	11	2 LAPS	1:21.903
11	2 LAPS	1:19.123	123	1:06.392	2:31.774	31	2 LAPS	1:20.251	33	2 LAPS	1:18.739	13	2 LAPS	1:17.619
33	2 LAPS	1:19.307	33	2 LAPS	1:19.078	89	1:06.361	1:15.908	29	7 LAPS	1:18.104	33	2 LAPS	1:19.786
16	3 LAPS	3:19.003P	13	2 LAPS	1:17.007							29	7 LAPS	1:17.924
13	2 LAPS	1:18.396	29	7 LAPS	1:18.072									
			41	8 LAPS	1:10.497									
			31	2 LAPS	1:20.975									
			73	5 LAPS	1:27.939									
			89	1:41.631	1:15.743									

Weather/Track: Cloud/Dry

**FIA Masters Historic Sports Car Championship**  
**RACE 13 - LAP CHART - Donington Park - 3/4/5 May 2014**  
 (contd.)

Lap 31			Lap 32			Lap 33			Lap 34			Lap 35		
No	Behind	Laptime	No	Behind	Laptime	No	Behind	Laptime	No	Behind	Laptime	No	Behind	Laptime
14		1:10.252	14		1:10.180	14		1:11.203	14		1:11.115	14		1:11.042
19	4 LAPS	1:41.830P	89	1 LAP	1:15.466	29	8 LAPS	1:17.839	13	3 LAPS	1:17.066	12	3 LAPS	1:18.291
89	1 LAP	1:15.030	76	1 LAP	1:15.434	33	3 LAPS	1:19.401	29	8 LAPS	1:17.185	13	3 LAPS	1:16.985
76	1 LAP	1:15.531	17	1 LAP	1:15.234	89	1 LAP	1:14.684	33	3 LAPS	1:19.448	29	8 LAPS	1:17.400
17	1 LAP	1:15.873	24	1 LAP	1:16.145	76	1 LAP	1:15.189	11	3 LAPS	1:28.554	73	7 LAPS	1:29.982
31	3 LAPS	1:21.623	31	3 LAPS	1:21.828	17	1 LAP	1:15.057	89	1 LAP	1:15.354	11	3 LAPS	1:17.504
24	1 LAP	1:16.029	7	1 LAP	1:18.381	24	1 LAP	1:16.175	17	1 LAP	1:14.347	33	3 LAPS	1:19.213
7	1 LAP	1:17.648	51	1 LAP	1:18.464	31	3 LAPS	1:20.926	76	1 LAP	1:15.852	89	1 LAP	1:15.296
51	1 LAP	1:17.470	123	38.341	1:12.718	123	41.006	1:13.868	24	1 LAP	1:16.144	17	1 LAP	1:15.057
73	6 LAPS	1:28.298	41	8 LAPS	1:10.412	51	1 LAP	1:16.124	123	43.524	1:13.633	76	1 LAP	1:15.435
123	35.803	1:14.288	27	1 LAP	1:17.743	41	8 LAPS	1:10.366	41	8 LAPS	1:10.512	24	1 LAP	1:16.160
27	1 LAP	1:17.947	45	2 LAPS	1:16.432	7	1 LAP	1:20.194	51	1 LAP	1:15.860	41	8 LAPS	1:09.565
45	2 LAPS	1:16.058	85	2 LAPS	1:18.068	27	1 LAP	1:17.073	31	3 LAPS	1:22.420	123	46.239	1:13.757
85	2 LAPS	1:17.046	73	6 LAPS	1:28.076	45	2 LAPS	1:16.559	7	1 LAP	1:18.630	51	1 LAP	1:14.553
41	8 LAPS	1:09.649	3	54.529	1:14.098	85	2 LAPS	1:16.726	45	2 LAPS	1:15.542	31	3 LAPS	1:20.443
12	2 LAPS	1:18.257	12	2 LAPS	1:19.203	3	56.220	1:12.894	27	1 LAP	1:16.842	45	2 LAPS	1:15.749
3	50.611	1:13.401	13	2 LAPS	1:17.048	12	2 LAPS	1:19.043	3	58.357	1:13.252	7	1 LAP	1:19.880
13	2 LAPS	1:17.673	11	2 LAPS	1:18.391	73	6 LAPS	1:27.161	85	2 LAPS	1:18.128	3	1:03.524	1:16.209
11	2 LAPS	1:19.559										27	1 LAP	1:17.968
29	7 LAPS	1:17.809										19	7 LAPS	5:47.279P
33	2 LAPS	1:19.224										85	2 LAPS	1:17.737

Weather/Track: Cloud/Dry

www.mstworld.com

Donington Park  
 Circuit Length = 1.9790 miles.  
 Start: 18:06 End: 19:07

**FIA Masters Historic Sports Car Championship**  
**RACE 13 - LAP CHART - Donington Park - 3/4/5 May 2014**  
 (contd.)

Lap 36			Lap 37			Lap 38			Lap 39			Lap 40		
No	Behind	Laptime	No	Behind	Laptime	No	Behind	Laptime	No	Behind	Laptime	No	Behind	Laptime
14		1:10.996	14		1:12.156	14		1:12.381	14		1:11.952	14		1:10.681
12	3 LAPS	1:17.635	27	2 LAPS	1:18.572	31	4 LAPS	1:20.668	45	3 LAPS	1:15.716	45	3 LAPS	1:15.520
13	3 LAPS	1:16.102	85	3 LAPS	1:18.202	7	2 LAPS	1:18.210	7	2 LAPS	1:19.178	73	8 LAPS	1:28.839
29	8 LAPS	1:17.440	13	3 LAPS	1:16.430	27	2 LAPS	1:17.897	27	2 LAPS	1:19.710	7	2 LAPS	1:17.543
89	1 LAP	1:16.793	29	8 LAPS	1:17.324	85	3 LAPS	1:17.807	85	3 LAPS	1:18.154	27	2 LAPS	1:16.501
11	3 LAPS	1:19.609	89	1 LAP	1:15.240	13	3 LAPS	1:16.386	31	4 LAPS	1:23.729	85	3 LAPS	1:17.452
33	3 LAPS	1:20.500	11	3 LAPS	1:17.634	29	8 LAPS	1:18.023	13	3 LAPS	1:16.882	31	4 LAPS	1:21.291
73	7 LAPS	1:28.269	33	3 LAPS	1:19.310	89	1 LAP	1:15.186	89	1 LAP	1:16.640	13	3 LAPS	1:15.949
76	1 LAP	1:15.462	41	8 LAPS	1:10.896	41	8 LAPS	1:12.188	41	8 LAPS	1:10.617	41	8 LAPS	1:10.747
17	1 LAP	1:22.156P	76	1 LAP	1:17.121	11	3 LAPS	1:19.426	29	8 LAPS	1:19.492	89	1 LAP	1:16.407
41	8 LAPS	1:10.532	73	7 LAPS	1:26.115	76	1 LAP	1:16.565	11	3 LAPS	1:17.966	29	8 LAPS	1:17.098
24	1 LAP	1:16.200	123	49.801	1:13.832	33	3 LAPS	1:20.489	76	1 LAP	1:16.207	76	1 LAP	1:15.750
123	48.125	1:12.882	24	1 LAP	1:17.202	123	50.721	1:13.301	33	3 LAPS	1:18.891	11	3 LAPS	1:19.464
51	1 LAP	1:13.560	51	1 LAP	1:14.114	24	1 LAP	1:17.199	123	57.696	1:18.927P	51	1 LAP	1:13.445
3	1:05.909	1:13.381	17	1 LAP	1:34.604	51	1 LAP	1:14.862	24	1 LAP	1:15.889	33	3 LAPS	1:20.134
45	2 LAPS	1:16.432	3	1:07.300	1:13.547	73	7 LAPS	1:27.297	51	1 LAP	1:13.597	24	1 LAP	1:15.312
31	3 LAPS	1:20.495	45	2 LAPS	1:14.851	17	1 LAP	1:14.867	3	1:09.816	1:13.834			
7	1 LAP	1:17.947				3	1:07.934	1:13.015	17	1 LAP	1:15.471			

Weather/Track: Cloud/Dry

**FIA Masters Historic Sports Car Championship**  
**RACE 13 - LAP CHART - Donington Park - 3/4/5 May 2014**  
 (contd.)

Lap 41			Lap 42			Lap 43			Lap 44			Lap 45		
No	Behind	Laptime	No	Behind	Laptime	No	Behind	Laptime	No	Behind	Laptime	No	Behind	Laptime
14		1:10.099	14		1:10.303	14		1:10.128	14		1:11.030	14		1:10.948
3	1 LAP	1:13.181	24	2 LAPS	1:16.172	11	4 LAPS	1:20.052	76	2 LAPS	1:15.362	31	5 LAPS	1:21.042
17	2 LAPS	1:14.788	33	4 LAPS	1:20.519	24	2 LAPS	1:15.181	51	2 LAPS	1:13.791	29	9 LAPS	1:17.882
123	1 LAP	1:29.338	3	1 LAP	1:12.575	3	1 LAP	1:12.557	3	1 LAP	1:13.074	51	2 LAPS	1:13.960
45	3 LAPS	1:15.235	123	1 LAP	1:11.929	123	1 LAP	1:11.925	24	2 LAPS	1:15.626	76	2 LAPS	1:16.660
7	2 LAPS	1:19.125	17	2 LAPS	1:15.788	33	4 LAPS	1:19.512	123	1 LAP	1:12.001	73	9 LAPS	1:27.608
27	2 LAPS	1:18.106	45	3 LAPS	1:14.513	17	2 LAPS	1:15.334	11	4 LAPS	1:19.332	3	1 LAP	1:12.180
73	8 LAPS	1:27.771	7	2 LAPS	1:15.802	45	3 LAPS	1:14.294	17	2 LAPS	1:15.504	123	1 LAP	1:11.575
85	3 LAPS	1:17.800	27	2 LAPS	1:16.894	7	2 LAPS	1:15.464	33	4 LAPS	1:18.790	24	2 LAPS	1:15.480
31	4 LAPS	1:20.740	85	3 LAPS	1:18.174	27	2 LAPS	1:16.572	45	3 LAPS	1:14.540	11	4 LAPS	1:17.731
13	3 LAPS	1:15.958	41	8 LAPS	1:10.839	41	8 LAPS	1:10.488	41	8 LAPS	1:10.836	17	2 LAPS	1:14.562
41	8 LAPS	1:09.725	13	3 LAPS	1:18.545	85	3 LAPS	1:19.131	7	2 LAPS	1:16.475	45	3 LAPS	1:15.555
89	1 LAP	1:15.329	73	8 LAPS	1:30.314	13	3 LAPS	1:15.253	27	2 LAPS	1:17.187	33	4 LAPS	1:19.375
29	8 LAPS	1:16.200	31	4 LAPS	1:22.229	89	1 LAP	1:16.050	85	3 LAPS	1:18.397	41	8 LAPS	1:09.440
76	1 LAP	1:15.416	89	1 LAP	1:14.997	31	4 LAPS	1:22.847	13	3 LAPS	1:16.038	7	2 LAPS	1:18.063
11	3 LAPS	1:18.178	29	8 LAPS	1:16.611	73	8 LAPS	1:26.205	89	1 LAP	1:16.661	27	2 LAPS	1:17.231
51	1 LAP	1:13.435	76	1 LAP	1:15.399	29	8 LAPS	1:16.652				13	3 LAPS	1:15.833
			51	1 LAP	1:13.577							85	3 LAPS	1:18.690

Weather/Track: Cloud/Dry

**FIA Masters Historic Sports Car Championship**  
**RACE 13 - LAP CHART - Donington Park - 3/4/5 May 2014**  
 (contd.)

Lap 46			Lap 47			Lap 48			Lap 49			Lap 50		
No	Behind	Laptime	No	Behind	Laptime	No	Behind	Laptime	No	Behind	Laptime	No	Behind	Laptime
14		1:10.103	14		1:10.643	14		1:10.837						
89	2 LAPS	1:16.470	89	2 LAPS	1:15.835	13	4 LAPS	1:16.555						
51	2 LAPS	1:15.368	51	2 LAPS	1:13.721	85	4 LAPS	1:18.489						
29	9 LAPS	1:18.765	3	1 LAP	1:13.282	89	2 LAPS	1:16.531						
76	2 LAPS	1:15.701	123	1 LAP	1:13.384	3	1 LAP	1:12.161						
31	5 LAPS	1:21.266	76	2 LAPS	1:16.538	51	2 LAPS	1:14.870						
3	1 LAP	1:12.600	29	9 LAPS	1:19.712	123	1 LAP	1:12.609						
123	1 LAP	1:12.114	31	5 LAPS	1:21.647	76	2 LAPS	1:15.333						
24	2 LAPS	1:16.468	24	2 LAPS	1:16.616	29	9 LAPS	1:19.675						
73	9 LAPS	1:26.126	17	2 LAPS	1:16.869	31	5 LAPS	1:20.711						
11	4 LAPS	1:17.402	11	4 LAPS	1:19.597	24	2 LAPS	1:16.569						
17	2 LAPS	1:14.670	45	3 LAPS	1:16.260	41	8 LAPS	1:09.756						
45	3 LAPS	1:14.430	41	8 LAPS	1:09.776	17	2 LAPS	1:14.671						
41	8 LAPS	1:09.831	73	9 LAPS	1:27.075	45	3 LAPS	1:15.755						
33	4 LAPS	1:19.884	33	4 LAPS	1:18.303	11	4 LAPS	1:18.827						
7	2 LAPS	1:16.764	7	2 LAPS	1:17.919	33	4 LAPS	1:19.436						
27	2 LAPS	1:18.019	27	2 LAPS	1:18.017	73	9 LAPS	1:25.808						
13	3 LAPS	1:15.980				7	2 LAPS	1:16.631						
85	3 LAPS	1:17.899				27	2 LAPS	1:19.578						

Weather/Track: Cloud/Dry

# Masters Pre-'66 Touring Cars

## RACE 15 - QUALIFYING - Donington Park - 3/4/5 May 2014

POS	NO	CL	DRIVER(S)	CAR	TIME	LAPS	GAP	MPH
1	1	THA	Voyazides/Hadfield	Ford Falcon	1:21.997	20		86.88
2	37	THA	Gardiner/Faulkner	Ford Falcon	1:22.686	6	0.689	86.16
3	6	THA	Mann	Ford Mustang	1:24.118	18	2.121	84.69
4	62	THS	Avill/Winrow	Ford Lotus Cortina	1:24.344	20	2.347	84.46
5	113	THS	Wilson/Hales	Ford Lotus Cortina	1:25.160	20	3.163	83.65
6	35	THA	Brown/Hyett	Ford Mustang	1:25.171	20	3.174	83.64
7	2	THA	Thornton**	Ford Mustang	1:25.458	19	3.461	83.36
8	22	THA	Le Blanc/Greensall	Ford Mustang	1:25.697	9	3.700	83.13
9	44	THA	Bryant/Bryant	Dodge Dart	1:25.851	17	3.854	82.98
10	64	THS	McInerney	Ford Lotus Cortina	1:26.157	8	4.160	82.69
11	16	THS	Tomlin	Ford Lotus Cortina	1:26.414	18	4.417	82.44
12	59	THD	Beebee/Beebee	Austin Mini Cooper S	1:26.575	18	4.578	82.29
13	11	THD	Lewis	Austin Mini Cooper S	1:26.664	10	4.667	82.20
14	26	THD	Maydon/Swift	Austin Mini Cooper S	1:26.810	16	4.813	82.06
15	48	THS	James/Taft	BMW 1800 Ti	1:27.125	18	5.128	81.77
16	73	THA	Clarkson/Smithies	Ford Falcon	1:27.142	18	5.145	81.75
17	4	INV	Stanbridge/Wheeler	Morris Mini Cooper S	1:27.513	18	5.516	81.41
18	85	THA	Ashworth/Ashworth	Ford Mustang	1:27.660	19	5.663	81.27
19	51	THA	King	Ford Mustang	1:28.186	17	6.189	80.78
20	63	INV	Cawthorn	Ford Lotus Cortina	1:28.338	20	6.341	80.64
21	83	INV	Steele/Buxton	Ford Galaxie	1:28.470	18	6.473	80.52
22	12	THD	Welch	Morris Mini Cooper S	1:28.669	16	6.672	80.34
23	66	THS	Lund/Strommen	Ford Ford Lotus Cortina	1:29.343	19	7.346	79.74
24	92	THD	Jones	Morris Mini Cooper S	1:29.525	14	7.528	79.58
25	99	THD	Majou	Austin Mini Cooper S	1:29.747	11	7.750	79.38
26	25	THD	Crewes	Austin Mini Cooper S	1:29.784	14	7.787	79.35
27	41	THA	Mercer/Mercer	Ford Mustang	1:30.240	14	8.243	78.94
28	47	INV	Cox/Denham	Ford Lotus Cortina	1:30.299	17	8.302	78.89
29	57	THD	Ward	Austin Mini Cooper S	1:30.376	10	8.379	78.83
30	45		Ketvel/Hancock	Alfa Romeo Giulia Ti	1:30.529	17	8.532	78.69
31	79	THS	Martin	Ford Lotus Cortina	1:30.695	20	8.698	78.55
32	30	THD	Inch	Mini Mini Cooper S	1:34.955	3	12.958	75.02
33	76	THS	Ostbråthen/Steen Thorbjornsen	Ford Lotus Cortina	1:35.810	17	13.813	74.36

\*\*CAR 2 - please fit working transponder for race (Regulation (Q.12.2.1 refers)

Weather/Track: Bright/Dry

These results are provisional until the conclusion of any judicial and technical matters.

Donington Park

Circuit Length = 1.9790 miles.

Start: 09:10 End: 09:40

Clerk of the Course:

Timekeeper:

# Masters Pre-'66 Touring Cars

## RACE 15 - QUALIFYING LAP ANALYSIS - Donington Park - 3/4/5 May 2014

<b>1</b>	<b>Voyazides/Hadfield</b>	Ford Falcon					
1 -	X:00.000	6 -	1:22.948	11 -	2:22.667	16 -	1:23.718
2 -	1:25.556	7 -	1:23.520	12 -	1:23.891	17 -	1:23.597
3 -	1:24.232	8 -	1:23.009	13 -	1:22.948	18 -	<b>1:21.997</b>
4 -	1:24.013	9 -	1:22.928	14 -	1:22.405	19 -	1:23.030
5 -	1:23.444	10 -	1:39.246P	15 -	1:23.503	20 -	1:38.635P
<b>2</b>	<b>Thornton**</b>	Ford Mustang					
1 -	X:00.000	6 -	1:27.307	11 -	1:28.861	16 -	1:29.068
2 -	1:29.548	7 -	1:27.876	12 -	1:25.647	17 -	1:27.763
3 -	1:27.695	8 -	1:31.987	13 -	1:26.262	18 -	<b>1:25.458</b>
4 -	1:33.815P	9 -	1:27.460	14 -	1:26.272	19 -	1:56.200
5 -	2:56.737	10 -	1:28.521	15 -	1:30.847		
<b>4</b>	<b>Stanbridge/Wheeler</b>	Morris Mini Cooper S					
1 -	X:00.000	6 -	1:29.804	11 -	1:28.666	16 -	1:36.317
2 -	1:32.177	7 -	1:30.543	12 -	1:27.737	17 -	1:29.133
3 -	1:31.456	8 -	2:00.237P	13 -	1:28.378	18 -	<b>1:27.513</b>
4 -	1:30.652	9 -	3:40.335	14 -	1:28.814		
5 -	1:29.712	10 -	1:29.569	15 -	1:28.231		
<b>6</b>	<b>Mann</b>	Ford Mustang					
1 -	X:00.000	6 -	1:24.821	11 -	1:26.054	16 -	1:26.203
2 -	1:28.169	7 -	1:25.464	12 -	1:25.107	17 -	1:24.324
3 -	1:26.821	8 -	1:24.300	13 -	1:24.694	18 -	1:24.227
4 -	1:26.817	9 -	1:32.736P	14 -	<b>1:24.118</b>		
5 -	1:28.699	10 -	5:25.908	15 -	1:28.080		
<b>11</b>	<b>Lewis</b>	Austin Mini Cooper S					
1 -	X:00.000	6 -	1:26.979				
2 -	1:28.488	7 -	<b>1:26.664</b>				
3 -	1:27.648	8 -	1:27.645				
4 -	1:28.161	9 -	1:27.837				
5 -	1:27.225	10 -	1:54.923P				
<b>12</b>	<b>Welch</b>	Morris Mini Cooper S					
1 -	X:00.000	6 -	1:28.910	11 -	4:47.849	16 -	1:55.201P
2 -	1:30.060	7 -	1:29.628	12 -	1:32.411		
3 -	1:28.714	8 -	1:29.154	13 -	1:29.794		
4 -	1:28.925	9 -	<b>1:28.669</b>	14 -	1:33.496		
5 -	1:29.148	10 -	1:36.316P	15 -	1:28.787		

\*\*CAR 2 - please fit working transponder for race (Regulation (Q.12.2.1 refers)  
Weather/Track: Bright/Dry



# Masters Pre-'66 Touring Cars

## RACE 15 - QUALIFYING LAP ANALYSIS - Donington Park - 3/4/5 May 2014

(contd.)

<b>16</b>	<b>Tomlin</b>	Ford Lotus Cortina			
1 - X:00.000P	6 - 1:28.519	11 - 1:40.624	16 - 4:01.798		
2 - 2:10.383	7 - 1:31.475	12 - 1:26.798	17 - 1:26.506		
3 - 1:27.966	8 - 1:27.021	13 - 1:29.974	18 - 1:28.442		
4 - <b>1:26.414</b>	9 - 1:26.639	14 - 1:27.187			
5 - 1:26.468	10 - 1:27.497	15 - 1:33.032P			
<b>22</b>	<b>Le Blanc/Greensall</b>	Ford Mustang			
1 - X:00.000	6 - 4:17.339				
2 - 1:33.129	7 - 1:47.098P				
3 - 1:31.627	8 - 6:12.190				
4 - <b>1:25.697</b>	9 - 1:41.378P				
5 - 1:35.269P					
<b>25</b>	<b>Crewes</b>	Austin Mini Cooper S			
1 - X:00.000	6 - 9:58.347	11 - 1:36.606			
2 - 1:31.281	7 - 1:29.843	12 - 1:29.796			
3 - 1:29.883	8 - 1:30.589	13 - 1:34.241			
4 - <b>1:29.784</b>	9 - 1:30.907	14 - 1:33.470			
5 - 1:40.033P	10 - 1:37.260				
<b>26</b>	<b>Maydon/Swift</b>	Austin Mini Cooper S			
1 - X:00.000	6 - 1:27.967	11 - 1:30.470	16 - 1:37.737P		
2 - 1:30.814	7 - <b>1:26.810</b>	12 - 1:30.006			
3 - 1:28.357	8 - 1:40.905P	13 - 1:31.440			
4 - 1:29.797	9 - 2:48.172	14 - 1:29.273			
5 - 1:27.473	10 - 1:31.978	15 - 1:29.364			
<b>30</b>	<b>Inch</b>	Mini Mini Cooper S			
1 - X:00.000					
2 - <b>1:34.955</b>					
3 - 1:39.982P					
<b>35</b>	<b>Brown/Hyett</b>	Ford Mustang			
1 - X:00.000	6 - 1:26.710	11 - 1:30.708P	16 - 1:28.132		
2 - 1:28.253	7 - <b>1:25.171</b>	12 - 2:35.417	17 - 1:27.194		
3 - 1:27.971	8 - 1:28.018	13 - 1:30.467	18 - 1:26.830		
4 - 1:27.206	9 - 1:25.311	14 - 1:29.336	19 - 1:27.054		
5 - 1:26.287	10 - 1:25.431	15 - 1:28.875	20 - 1:27.738		

\*\*CAR 2 - please fit working transponder for race (Regulation (Q.12.2.1 refers)  
Weather/Track: Bright/Dry

# Masters Pre-'66 Touring Cars

## RACE 15 - QUALIFYING LAP ANALYSIS - Donington Park - 3/4/5 May 2014

(contd.)

<b>37</b>	<b>Gardiner/Faulkner</b>	Ford Falcon			
1 - X:00.000	6 - 1:40.665P				
2 - 1:24.264					
3 - 1:22.843					
4 - <b>1:22.686</b>					
5 - 1:23.492					
<b>41</b>	<b>Mercer/Mercer</b>	Ford Mustang			
1 - X:00.000	6 - 1:33.624	11 - 1:31.082			
2 - 1:37.045	7 - 1:45.926P	12 - <b>1:30.240</b>			
3 - 1:36.525	8 - 3:16.396	13 - 1:32.658			
4 - 1:34.880	9 - 1:38.179	14 - 1:45.293P			
5 - 1:34.288	10 - 1:31.424				
<b>44</b>	<b>Bryant/Bryant</b>	Dodge Dart			
1 - X:00.000	6 - 1:28.456	11 - 4:07.557	16 - 1:31.453		
2 - 1:32.896	7 - 1:26.608	12 - 1:34.416	17 - 1:32.970		
3 - 1:33.893P	8 - 1:33.390	13 - 1:32.568			
4 - 2:41.113	9 - <b>1:25.851</b>	14 - 1:32.443			
5 - 1:28.666	10 - 1:37.434P	15 - 1:31.653			
<b>45</b>	<b>Ketvel/Hancock</b>	Alfa Romeo Giulia Ti			
1 - X:00.000	6 - 1:37.212P	11 - 1:38.189	16 - 1:36.644		
2 - 1:31.844	7 - 3:37.757	12 - 1:35.894	17 - 1:35.163		
3 - 1:31.652	8 - 1:36.043	13 - 1:35.478			
4 - 1:30.910	9 - 1:35.317	14 - 2:04.849			
5 - <b>1:30.529</b>	10 - 1:38.854	15 - 1:35.509			
<b>47</b>	<b>Cox/Denham</b>	Ford Lotus Cortina			
1 - X:00.000	6 - 1:31.011	11 - 1:36.021	16 - 1:33.267		
2 - 1:33.826	7 - 1:52.500	12 - 1:34.873	17 - 1:59.233P		
3 - <b>1:30.299</b>	8 - 1:32.698	13 - 1:33.715			
4 - 1:42.226	9 - 1:39.308P	14 - 1:34.296			
5 - 1:31.959	10 - 2:51.091	15 - 1:33.206			
<b>48</b>	<b>James/Taft</b>	BMW 1800 Ti			
1 - X:00.000	6 - 1:27.473	11 - 1:43.652	16 - 1:36.555		
2 - 1:31.006	7 - 1:27.602	12 - 1:42.552	17 - 1:37.063		
3 - 1:29.394	8 - <b>1:27.125</b>	13 - 1:39.067	18 - 1:38.499		
4 - 1:30.876	9 - 1:46.870P	14 - 1:39.175			
5 - 1:29.062	10 - 3:39.070	15 - 1:37.886			

**\*\*CAR 2 - please fit working transponder for race (Regulation (Q.12.2.1 refers)**  
**Weather/Track: Bright/Dry**

# Masters Pre-'66 Touring Cars

## RACE 15 - QUALIFYING LAP ANALYSIS - Donington Park - 3/4/5 May 2014

(contd.)

<b>51</b>	<b>King</b>	Ford Mustang			
1 - X:00.000	6 - 1:31.189	11 - 1:29.217	16 - 1:30.186		
2 - 1:31.150	7 - 1:28.489	12 - 1:29.432	17 - 1:28.791		
3 - 1:29.315	8 - <b>1:28.186</b>	13 - 1:28.250			
4 - 1:28.779	9 - 1:38.789P	14 - 2:06.054			
5 - 1:29.412	10 - 5:01.883	15 - 1:30.057			
<b>57</b>	<b>Ward</b>	Austin Mini Cooper S			
1 - X:00.000	6 - 1:30.405				
2 - 1:37.751	7 - <b>1:30.376</b>				
3 - 1:44.839P	8 - 1:33.632				
4 - 2:28.226	9 - 1:30.439				
5 - 1:30.864	10 - 1:32.588				
<b>59</b>	<b>Beebee/Beebee</b>	Austin Mini Cooper S			
1 - X:00.000	6 - 3:25.258	11 - 1:28.942	16 - <b>1:26.575</b>		
2 - 1:30.754	7 - 1:27.746	12 - 1:27.576	17 - 1:27.649		
3 - 1:27.388	8 - 1:26.897	13 - 1:36.782	18 - 1:39.327P		
4 - 1:33.631	9 - 1:28.035	14 - 1:26.707			
5 - 1:38.544P	10 - 1:29.365	15 - 1:27.345			
<b>62</b>	<b>Avill/Winrow</b>	Ford Lotus Cortina			
1 - X:00.000	6 - 1:27.182	11 - 3:01.178	16 - 1:26.299		
2 - 1:29.620	7 - 1:27.668	12 - 1:25.290	17 - 1:25.429		
3 - 1:27.393	8 - 1:27.381	13 - 1:28.176	18 - 1:26.100		
4 - 1:27.704	9 - 1:28.720	14 - 1:25.439	19 - <b>1:24.344</b>		
5 - 1:27.977	10 - 1:37.408P	15 - 1:27.285	20 - 1:42.908P		
<b>63</b>	<b>Cawthorn</b>	Ford Lotus Cortina			
1 - X:00.000	6 - 1:29.992	11 - 1:32.094	16 - 1:31.371		
2 - 1:32.574	7 - 1:30.402	12 - 1:32.816	17 - 1:31.552		
3 - 1:32.806	8 - 1:31.915	13 - 1:32.335	18 - 1:29.197		
4 - 1:31.923	9 - 1:31.760	14 - 1:32.617	19 - 1:30.862		
5 - 1:30.591	10 - 1:33.993	15 - 1:30.774	20 - <b>1:28.338</b>		
<b>64</b>	<b>McInerney</b>	Ford Lotus Cortina			
1 - X:00.000	6 - 1:26.203				
2 - 1:28.847	7 - <b>1:26.157</b>				
3 - 1:26.276	8 - 1:35.496P				
4 - 1:37.502					
5 - 1:38.607					

\*\*CAR 2 - please fit working transponder for race (Regulation (Q.12.2.1 refers)  
Weather/Track: Bright/Dry

# Masters Pre-'66 Touring Cars

## RACE 15 - QUALIFYING LAP ANALYSIS - Donington Park - 3/4/5 May 2014

(contd.)

<b>66</b>	<b>Lund/Strommen</b>	Ford Ford Lotus Cortina			
1 - X:00.000	6 - 1:33.119	11 - 1:32.989	16 - 1:29.563		
2 - 1:29.856	7 - 1:31.445	12 - 1:31.409	17 - 1:30.789		
3 - 1:31.627	8 - 1:31.646	13 - 1:31.789	18 - 1:30.073		
4 - 1:32.558	9 - 1:38.321P	14 - 1:30.565	19 - 1:40.939P		
5 - <b>1:29.343</b>	10 - 3:15.484	15 - 1:30.409			
<b>73</b>	<b>Clarkson/Smithies</b>	Ford Falcon			
1 - X:00.000	6 - <b>1:27.142</b>	11 - 3:58.474	16 - 1:29.195		
2 - 1:30.298	7 - 1:27.902	12 - 1:30.173	17 - 1:27.454		
3 - 1:27.282	8 - 1:27.678	13 - 1:29.622	18 - 1:36.947P		
4 - 1:28.440	9 - 1:28.116	14 - 1:27.890			
5 - 1:27.850	10 - 1:36.114P	15 - 1:27.200			
<b>76</b>	<b>Ostbråthen/Steen Thorbjornsen</b>	Ford Lotus Cortina			
1 - X:00.000	6 - 1:39.071	11 - 1:45.859P	16 - 1:42.668		
2 - 1:39.196	7 - 1:38.842	12 - 3:31.206	17 - 1:42.769		
3 - 1:40.007	8 - 1:37.015	13 - 1:39.245			
4 - 1:36.496	9 - 1:35.923	14 - 1:39.274			
5 - 1:35.918	10 - <b>1:35.810</b>	15 - 1:39.143			
<b>79</b>	<b>Martin</b>	Ford Lotus Cortina			
1 - X:00.000	6 - 1:32.861	11 - 1:31.555	16 - 1:31.160		
2 - 1:36.879	7 - 1:36.917	12 - 1:30.835	17 - 1:32.797		
3 - 1:32.093	8 - 1:36.228	13 - 1:31.902	18 - 1:31.201		
4 - 1:31.437	9 - 1:31.506	14 - 1:33.279	19 - 1:35.528		
5 - 1:37.723	10 - 00.592	15 - <b>1:30.695</b>	20 - 1:31.445		
<b>83</b>	<b>Steele/Buxton</b>	Ford Galaxie			
1 - X:00.000	6 - 1:39.909P	11 - 1:34.426	16 - 1:35.459		
2 - <b>1:28.470</b>	7 - 3:16.021	12 - 1:34.241	17 - 1:34.395		
3 - 1:28.821	8 - 1:40.258	13 - 1:33.656	18 - 1:32.107		
4 - 1:29.900	9 - 1:37.942	14 - 1:32.730			
5 - 1:33.191	10 - 1:34.596	15 - 1:34.450			
<b>85</b>	<b>Ashworth/Ashworth</b>	Ford Mustang			
1 - X:00.000	6 - 1:28.410	11 - 1:32.938	16 - 1:29.124		
2 - 1:31.152	7 - 1:28.235	12 - 1:36.413	17 - 1:28.601		
3 - 1:28.065	8 - <b>1:27.660</b>	13 - 1:30.441	18 - 1:28.835		
4 - 1:28.657	9 - 2:07.944P	14 - 1:30.037	19 - 1:28.265		
5 - 1:29.060	10 - 3:17.274	15 - 1:31.160			

\*\*CAR 2 - please fit working transponder for race (Regulation (Q.12.2.1 refers)  
Weather/Track: Bright/Dry

## Masters Pre-'66 Touring Cars

### RACE 15 - QUALIFYING LAP ANALYSIS - Donington Park - 3/4/5 May 2014

(contd.)

<b>92</b>	<b>Jones</b>	Morris Mini Cooper S			
1 - X:00.000	6 - 1:29.845	11 - 1:30.849			
2 - 1:38.364	7 - <b>1:29.525</b>	12 - 1:30.024			
3 - 1:31.438	8 - 1:40.654P	13 - 1:30.475			
4 - 1:31.441	9 - 4:07.335	14 - 1:58.419P			
5 - 1:30.070	10 - 1:34.239				
<b>99</b>	<b>Majou</b>	Austin Mini Cooper S			
1 - X:00.000	6 - 1:32.412	11 - <b>1:29.747</b>			
2 - 1:31.346	7 - 1:30.420				
3 - 1:31.049	8 - 1:36.468P				
4 - 1:31.901	9 - 3:02.107				
5 - 1:33.783	10 - 1:29.936				
<b>113</b>	<b>Wilson/Hales</b>	Ford Lotus Cortina			
1 - X:00.000	6 - 1:37.856P	11 - 1:25.161	16 - 1:28.079		
2 - 1:30.882	7 - 2:56.589	12 - 1:25.305	17 - 1:25.908		
3 - 1:27.289	8 - 1:26.402	13 - 1:25.600	18 - 1:26.005		
4 - 1:27.112	9 - 1:25.661	14 - 1:27.831	19 - <b>1:25.160</b>		
5 - 1:28.381	10 - 1:30.796	15 - 1:27.771	20 - 1:41.522P		

\*\*CAR 2 - please fit working transponder for race (Regulation (Q.12.2.1 refers)

Weather/Track: Bright/Dry

**Masters Pre-'66 Touring Cars**  
**RACE 15 - GRID - Donington Park - 3/4/5 May 2014**

ROW 17	76	Ostbråthen/Steen Thorbjornsen	
ROW 16	79	Martin	30 Inch
ROW 15	57	Ward	45 Ketvel/Hancock
ROW 14	41	Mercer/Mercer	47 Cox/Denham
ROW 13	99	Majou	25 Crewes
ROW 12	66	Lund/Strommen	92 Jones
ROW 11	83	Steele/Buxton	12 Welch
ROW 10	51	King	63 Cawthorn
ROW 9	4	Stanbridge/Wheeler	85 Ashworth/Ashworth
ROW 8	48	James/Taft	73 Clarkson/Smithies
ROW 7	11	Lewis	26 Maydon/Swift
ROW 6	16	Tomlin	59 Beebee/Beebee
ROW 5	44	Bryant/Bryant	64 McInerney
ROW 4	2	Thornton**	22 Le Blanc/Greensall
ROW 3	113	Wilson/Hales	35 Brown/Hyett
ROW 2	6	Mann	62 Avill/Winrow
ROW 1	1	Voyazides/Hadfield	37 Gardiner/Faulkner

**POLE**

**\*\*CAR 2 - please fit working transponder for race (Regulation (Q.12.2.1 refers)**  
**Weather/Track: Bright/Dry**  
**These results are provisional until the conclusion of any judicial and technical matters.**

Donington Park  
 Circuit Length = 1.9790 miles.  
 Start: 09:10 End: 09:40

Clerk of the Course:		Timekeeper:
----------------------	--	-------------

**Stirling Moss Trophy for Pre-'61 Sportscars**  
**RACE 17 - QUALIFYING - Donington Park - 3/4/5 May 2014**

POS	NO	CL	DRIVER(S)	CAR	TIME	LAPS	GAP	MPH
1	1	SM5	Bryant/Bryant	Lotus 15	1:18.805	19		90.40
2	41	SM6	Ward/Smith	Lister Costin	1:19.120	20	0.315	90.04
3	46	SM6	Verdon-Roe/Leventis	Ferrari 246S	1:19.686	17	0.881	89.40
4	51	SM6	Pearson/Monteverde	Lister Jaguar Knobbly	1:20.333	13	1.528	88.68
5	42	SM5	Woolley**/Shaw	Cooper Monaco	1:21.095	15	2.290	87.85
6	23	INV	Ashworth/Ashworth	Marina	1:21.200	17	2.395	87.73
7	8	SM6	Wood/Wood	Lister Knobbly	1:21.673	19	2.868	87.23
8	70	SM4	Kremer/Kremer	Lotus 17 Prototype	1:22.031	17	3.226	86.85
9	14	SM6	Giordanelli	Lister Chevrolet Knobbly	1:22.527	19	3.722	86.32
10	251	SM6	Lewis/Majzub	Lister Knobbly	1:22.907	19	4.102	85.93
11	27	SM6	Ziegler/Shuckburgh	Lister Knobbly	1:23.121	18	4.316	85.71
12	16	SM6	Kent**	Lister Costin Jaguar	1:23.364	18	4.559	85.46
13	29	SM1	Ahlers/Bellinger	Lola Mk1 Prototype	1:23.551	9	4.746	85.27
14	4	SM4	Champion/Stretton	Lotus XI Le Mans	1:23.654	18	4.849	85.16
15	120	SM6	Bennett	Lister Jaguar Knobbly	1:25.740	19	6.935	83.09
16	56	SM2	McCulloch/Blakeney-Edwards	Maserati 200SI	1:25.834	18	7.029	83.00
17	22	SM1	Tobler/Tobler	Lola Mk 1	1:25.859	18	7.054	82.97
18	36	SM6	Wenman/Wenman	Lister Knobbly	1:25.941	18	7.136	82.89
19	10	SM5	Gillett/Smith	Willment Climax	1:26.540	15	7.735	82.32
20	3	SM2	Bond/Fell	Maserati 250S	1:26.825	15	8.020	82.05
21	11	SM3	Harrison/Adcock	Rejo Mk3	1:27.370	18	8.565	81.54
22	54	SM5	Horsman	Lotus 15	1:27.395	3	8.590	81.52
23	19	SM1	Emmerling/Hooper	Elva MkV	1:28.761	19	9.956	80.26
24	86	SM1	Cooke/Dowd	Cooper Bobtail	1:28.924	11	10.119	80.11
25	21	SM3	Naveau/Axisa	Lotus XI Le Mans Series 1	1:29.007	14	10.202	80.04
26	20	SM2	Friedrichs	Jaguar C-type	1:29.964	19	11.159	79.19
27	31	SM3	Edwards	Rejo Mk IV	1:30.420	10	11.615	78.79

**\*\*CARS 16, 42 need working transponders - Regulation Q.12.2.1 refers**

**Weather/Track: Bright/Dry**

**These results are provisional until the conclusion of any judicial and technical matters.**

Donington Park

Circuit Length = 1.9790 miles.

Start: 09:50 End: 10:21

Clerk of the Course:

Timekeeper:

# Stirling Moss Trophy for Pre-'61 Sportscars

## RACE 17 - QUALIFYING LAP ANALYSIS - Donington Park - 3/4/5 May 2014

<b>1</b>	<b>Bryant/Bryant</b>	Lotus 15					
1 -	X:00.000	6 -	1:26.711	11 -	3:05.639	16 -	1:24.931
2 -	1:20.822	7 -	2:04.688	12 -	1:25.396	17 -	1:23.764
3 -	1:23.541	8 -	2:18.239	13 -	1:26.459	18 -	1:23.355
4 -	1:25.787	9 -	<b>1:18.805</b>	14 -	1:28.536	19 -	1:26.264
5 -	1:24.008	10 -	1:26.757P	15 -	1:25.587		
<b>3</b>	<b>Bond/Fell</b>	Maserati 250S					
1 -	X:00.000	6 -	1:44.580P	11 -	1:28.489		
2 -	1:31.581	7 -	2:48.873	12 -	1:27.677		
3 -	1:31.433	8 -	1:55.061	13 -	<b>1:26.825</b>		
4 -	1:30.987	9 -	1:29.675	14 -	1:27.697		
5 -	1:29.085	10 -	1:27.247	15 -	1:45.644P		
<b>4</b>	<b>Champion/Stretton</b>	Lotus XI Le Mans					
1 -	X:00.000	6 -	1:25.079	11 -	1:28.838	16 -	1:27.210
2 -	1:24.452	7 -	1:49.776P	12 -	1:32.613	17 -	1:26.846
3 -	1:24.684	8 -	3:51.715P	13 -	1:27.213	18 -	1:27.888
4 -	<b>1:23.654</b>	9 -	2:50.308	14 -	1:26.498		
5 -	1:24.411	10 -	1:29.101	15 -	1:27.255		
<b>8</b>	<b>Wood/Wood</b>	Lister Knobbly					
1 -	X:00.000	6 -	1:44.227P	11 -	1:23.788	16 -	<b>1:21.673</b>
2 -	1:32.669	7 -	3:09.236	12 -	1:23.479	17 -	1:22.209
3 -	1:33.273	8 -	1:53.532	13 -	1:23.614	18 -	1:23.561
4 -	1:31.488	9 -	1:24.541	14 -	1:23.052	19 -	1:21.950
5 -	1:33.307	10 -	1:23.890	15 -	1:24.346		
<b>10</b>	<b>Gillett/Smith</b>	Willment Climax					
1 -	X:00.000	6 -	<b>1:26.540</b>	11 -	1:30.459		
2 -	1:28.144	7 -	2:27.930P	12 -	1:29.497		
3 -	1:26.867	8 -	3:30.040	13 -	1:29.428		
4 -	1:27.116	9 -	1:28.524	14 -	1:27.951		
5 -	1:26.953	10 -	1:30.458	15 -	1:51.545P		
<b>11</b>	<b>Harrison/Adcock</b>	Rejo Mk3					
1 -	X:00.000	6 -	4:17.945	11 -	1:28.972	16 -	1:27.641
2 -	1:32.741	7 -	2:04.105	12 -	1:27.739	17 -	1:29.708
3 -	1:30.221	8 -	1:33.541	13 -	1:28.369	18 -	1:31.355
4 -	1:33.141	9 -	1:31.165	14 -	1:37.041		
5 -	1:36.796P	10 -	1:29.501	15 -	<b>1:27.370</b>		

\*\*CARS 16, 42 need working transponders - Regulation Q.12.2.1 refers  
Weather/Track: Bright/Dry



# Stirling Moss Trophy for Pre-'61 Sportscars

## RACE 17 - QUALIFYING LAP ANALYSIS - Donington Park - 3/4/5 May 2014

(contd.)

<b>14</b>	<b>Giordanelli</b>	Lister Chevrolet Knobbly					
1 -	X:00.000	6 -	3:41.365	11 -	1:23.519	16 -	<b>1:22.527</b>
2 -	1:25.314	7 -	2:19.053	12 -	1:24.974	17 -	1:24.301
3 -	1:25.054	8 -	1:31.110	13 -	1:25.138	18 -	1:22.670
4 -	1:25.313	9 -	1:27.108	14 -	1:22.714	19 -	1:22.814
5 -	1:35.937P	10 -	1:25.084	15 -	1:22.717		
<b>16</b>	<b>Kent**</b>	Lister Costin Jaguar					
1 -	X:00.000	6 -	1:32.993P	11 -	1:27.017	16 -	1:24.504
2 -	1:25.490	7 -	3:13.952	12 -	1:25.990	17 -	1:27.975
3 -	1:24.975	8 -	2:03.991	13 -	1:24.432	18 -	1:32.379P
4 -	<b>1:23.364</b>	9 -	1:28.504	14 -	1:23.504		
5 -	1:24.900	10 -	1:26.096	15 -	1:24.697		
<b>19</b>	<b>Emmerling/Hooper</b>	Elva MkV					
1 -	X:00.000	6 -	1:30.120	11 -	<b>1:28.761</b>	16 -	1:29.226
2 -	1:30.250	7 -	2:20.292P	12 -	1:30.615	17 -	1:29.531
3 -	1:30.618	8 -	2:36.648	13 -	1:30.250	18 -	1:29.331
4 -	1:31.736	9 -	1:30.693	14 -	1:30.286	19 -	1:28.916
5 -	1:31.113	10 -	1:29.935	15 -	1:29.149		
<b>20</b>	<b>Friedrichs</b>	Jaguar C-type					
1 -	X:00.000	6 -	1:38.771	11 -	1:31.159	16 -	1:30.371
2 -	1:35.364	7 -	1:49.897	12 -	1:31.248	17 -	1:30.566
3 -	1:33.504	8 -	2:08.111	13 -	<b>1:29.964</b>	18 -	1:30.788
4 -	1:33.213	9 -	1:32.658	14 -	1:30.217	19 -	1:43.099P
5 -	1:31.914	10 -	1:33.013	15 -	1:30.420		
<b>21</b>	<b>Naveau/Axisa</b>	Lotus XI Le Mans Series 1					
1 -	X:00.000	6 -	1:45.790P	11 -	1:29.141		
2 -	1:35.596	7 -	3:56.297	12 -	1:29.130		
3 -	1:36.343	8 -	1:32.497	13 -	<b>1:29.007</b>		
4 -	1:39.841	9 -	1:29.974	14 -	1:38.168P		
5 -	1:34.108	10 -	1:29.756				
<b>22</b>	<b>Tobler/Tobler</b>	Lola Mk 1					
1 -	X:00.000	6 -	1:27.401	11 -	1:33.323	16 -	1:32.995
2 -	1:28.531	7 -	2:34.127P	12 -	1:32.581	17 -	1:29.114
3 -	1:25.982	8 -	2:56.856	13 -	1:32.475	18 -	1:29.432
4 -	<b>1:25.859</b>	9 -	1:39.615	14 -	1:31.929		
5 -	1:27.505	10 -	1:35.013	15 -	1:29.633		

\*\*CARS 16, 42 need working transponders - Regulation Q.12.2.1 refers  
Weather/Track: Bright/Dry

# Stirling Moss Trophy for Pre-'61 Sportscars

## RACE 17 - QUALIFYING LAP ANALYSIS - Donington Park - 3/4/5 May 2014

(contd.)

<b>23</b>	<b>Ashworth/Ashworth</b>	Marina			
1 - X:00.000	6 - 4:15.575	11 - 1:23.912	16 - <b>1:21.200</b>		
2 - 1:26.014	7 - 2:19.094	12 - 1:22.161	17 - 1:25.190P		
3 - 1:25.587	8 - 1:26.553	13 - 1:24.274			
4 - 1:25.026	9 - 1:24.119	14 - 1:22.217			
5 - 1:32.673P	10 - 1:22.977	15 - 1:22.575			
<b>27</b>	<b>Ziegler/Shuckburgh</b>	Lister Knobbly			
1 - X:00.000	6 - 1:34.817	11 - 1:25.779	16 - 1:30.055		
2 - 1:32.022	7 - 2:01.875P	12 - 1:25.603	17 - <b>1:23.121</b>		
3 - 1:31.876	8 - 2:37.251	13 - 1:28.960	18 - 1:51.233P		
4 - 1:29.146	9 - 1:26.339	14 - 1:24.869			
5 - 1:25.528	10 - 1:25.041	15 - 1:24.154			
<b>29</b>	<b>Ahlers/Bellinger</b>	Lola Mk1 Prototype			
1 - X:00.000	6 - 3:13.180P				
2 - 1:25.010	7 - 3:48.227				
3 - 1:24.876	8 - 1:34.859				
4 - <b>1:23.551</b>	9 - 1:41.293P				
5 - 1:30.511P					
<b>31</b>	<b>Edwards</b>	Rejo Mk IV			
1 - X:00.000	6 - 1:31.622				
2 - X:00.000	7 - 1:32.250				
3 - 1:40.934	8 - 1:32.913				
4 - 1:31.264	9 - 1:30.829				
5 - <b>1:30.420</b>	10 - 1:31.864				
<b>36</b>	<b>Wenman/Wenman</b>	Lister Knobbly			
1 - X:00.000	6 - 1:42.890P	11 - 1:27.854	16 - 1:26.002		
2 - 1:33.990	7 - 4:06.576	12 - 1:39.054P	17 - 1:25.999		
3 - 1:33.591	8 - 1:32.337	13 - 1:58.500	18 - 1:39.792		
4 - 1:29.914	9 - 1:28.114	14 - 1:27.906			
5 - 1:29.528	10 - 1:29.472	15 - <b>1:25.941</b>			
<b>41</b>	<b>Ward/Smith</b>	Lister Costin			
1 - X:00.000	6 - 1:21.331	11 - 1:25.422	16 - 1:20.514		
2 - 1:23.366	7 - 2:31.686P	12 - 1:21.121	17 - <b>1:19.120</b>		
3 - 1:24.173	8 - 2:44.050	13 - 1:20.303	18 - 1:19.851		
4 - 1:22.684	9 - 1:21.791	14 - 1:19.662	19 - 1:19.661		
5 - 1:22.593	10 - 1:21.605	15 - 1:19.872	20 - 1:38.493P		

\*\*CARS 16, 42 need working transponders - Regulation Q.12.2.1 refers  
Weather/Track: Bright/Dry

# Stirling Moss Trophy for Pre-'61 Sportscars

## RACE 17 - QUALIFYING LAP ANALYSIS - Donington Park - 3/4/5 May 2014

(contd.)

<b>42</b>	<b>Woolley**/Shaw</b>	Cooper Monaco	
1 - X:00.000	6 - 1:39.365P	11 - 1:23.592	
2 - 1:34.054	7 - 4:05.355	12 - 1:23.293	
3 - 1:32.258	8 - 1:27.791	13 - 1:21.257	
4 - 1:32.876	9 - 1:24.011	14 - <b>1:21.095</b>	
5 - 1:32.269	10 - 1:24.674	15 - 1:37.551P	
<b>46</b>	<b>Verdon-Roe/Leventis</b>	Ferrari 246S	
1 - X:00.000	6 - 5:39.767	11 - 1:20.898	16 - 1:20.141
2 - 1:24.513	7 - 1:54.294	12 - 1:29.093P	17 - 1:28.067P
3 -	8 - 1:20.836	13 - 4:02.814	
4 - 2:43.903	9 - <b>1:19.686</b>	14 - 1:19.751	
5 - 1:27.496P	10 - 1:23.508	15 - 1:19.808	
<b>51</b>	<b>Pearson/Monteverde</b>	Lister Jaguar Knobbly	
1 - X:00.000	6 - 4:15.311	11 - 1:23.249	
2 - 1:21.346	7 - 2:21.769	12 - 1:23.191	
3 - 1:20.950	8 - 1:24.040	13 - 1:44.299P	
4 - <b>1:20.333</b>	9 - 1:23.633		
5 - 1:32.673P	10 - 1:23.606		
<b>54</b>	<b>Horsman</b>	Lotus 15	
1 - X:00.000			
2 - <b>1:27.395</b>			
3 - 1:29.068			
<b>56</b>	<b>McCulloch/Blakeney-Edwards</b>	Maserati 200SI	
1 - X:00.000	6 - 3:12.528	11 - 1:29.633	16 - 1:26.243
2 - 1:37.037P	7 - 2:09.118	12 - 1:27.762	17 - 1:37.999
3 - 1:44.851	8 - 1:29.624	13 - 1:29.998	18 - <b>1:25.834</b>
4 - 1:28.970	9 - 1:29.658	14 - 1:26.607	
5 - 1:36.648P	10 - 1:27.843	15 - 1:27.919	
<b>70</b>	<b>Kremer/Kremer</b>	Lotus 17 Prototype	
1 - X:00.000	6 - <b>1:22.031</b>	11 - 1:35.196	16 - 1:30.473
2 - 1:25.634	7 - 2:30.765P	12 - 1:30.638	17 - 1:31.838
3 - 1:25.608	8 - 5:20.978	13 - 1:31.170	
4 - 1:24.016	9 - 1:36.060	14 - 1:32.660	
5 - 1:23.778	10 - 1:33.293	15 - 1:31.120	

\*\*CARS 16, 42 need working transponders - Regulation Q.12.2.1 refers  
Weather/Track: Bright/Dry

# Stirling Moss Trophy for Pre-'61 Sportscars

## RACE 17 - QUALIFYING LAP ANALYSIS - Donington Park - 3/4/5 May 2014

(contd.)

<b>86</b>	<b>Cooke/Dowd</b>	Cooper Bobtail			
1 - X:00.000	6 - 1:45.413P	11 - 1:39.846P			
2 - 1:35.071	7 - 5:53.234				
3 - 1:33.470	8 - 1:30.454				
4 - 1:32.994	9 - 1:29.584				
5 - 1:31.789	10 - <b>1:28.924</b>				
<b>120</b>	<b>Bennett</b>	Lister Jaguar Knobbly			
1 - X:00.000	6 - 1:37.527	11 - 1:30.429	16 - 1:27.529		
2 - 1:32.038	7 - 1:54.623	12 - 1:26.733	17 - 1:27.812		
3 - 1:31.468	8 - 2:10.155	13 - 1:26.441	18 - 1:27.178		
4 - 1:31.754	9 - 1:28.838	14 - 1:27.097	19 - 1:39.693P		
5 - 1:29.636	10 - 1:27.408	15 - <b>1:25.740</b>			
<b>251</b>	<b>Lewis/Majzub</b>	Lister Knobbly			
1 - X:00.000	6 - 1:26.478	11 - 1:23.986	16 - 1:24.606		
2 - 1:29.110	7 - 2:30.877P	12 - 1:23.653	17 - 1:22.910		
3 - 1:26.929	8 - 3:15.913	13 - 1:23.211	18 - <b>1:22.907</b>		
4 - 1:26.452	9 - 1:24.297	14 - 1:23.090	19 - 1:23.871		
5 - 1:29.485	10 - 1:26.031	15 - 1:24.218			


\*\*CARS 16, 42 need working transponders - Regulation Q.12.2.1 refers  
Weather/Track: Bright/Dry

# Stirling Moss Trophy for Pre-'61 Sportscars

## RACE 17 - GRID - Donington Park - 3/4/5 May 2014

ROW 14	31	Edwards	
ROW 13	21	Naveau/Axisa	20 Friedrichs
ROW 12	19	Emmerling/Hooper	86 Cooke/Dowd
ROW 11	11	Harrison/Adcock	54 Horsman
ROW 10	10	Gillett/Smith	3 Bond/Fell
ROW 9	22	Tobler/Tobler	36 Wenman/Wenman
ROW 8	120	Bennett	56 McCulloch/Blakeney-Edwards
ROW 7	29	Ahlers/Bellinger	4 Champion/Stretton
ROW 6	27	Ziegler/Shuckburgh	16 Kent**
ROW 5	14	Giordanelli	251 Lewis/Majzub
ROW 4	8	Wood/Wood	70 Kremer/Kremer
ROW 3	42	Woolley**/Shaw	23 Ashworth/Ashworth
ROW 2	46	Verdon-Roe/Leventis	51 Pearson/Monteverde
ROW 1	1	Bryant/Bryant	41 Ward/Smith

**POLE**



**\*\*CARS 16, 42 need working transponders - Regulation Q.12.2.1 refers**

**Weather/Track: Bright/Dry**

**These results are provisional until the conclusion of any judicial and technical matters.**

Donington Park

Circuit Length = 1.9790 miles.

Start: 09:50 End: 10:21

Clerk of the Course:

Timekeeper:

**Master Gentlemen Drivers Pre-'66 GT**  
**RACE 18 - QUALIFYING - Donington Park - 3/4/5 May 2014**

POS	NO	CL	DRIVER(S)	CAR	TIME	LAPS	GAP	MPH
1	15	C3	Bryant/Bryant	AC Cobra	1:19.353	20		89.78
2	46	C3	Whitaker/Reuben	TVR Griffith	1:19.634	16	0.281	89.46
3	2	C3	Voyazides/Hadfield	AC Cobra	1:19.696	21	0.343	89.39
4	63	C3	Le Blanc/Greensall	AC Cobra	1:19.887	14	0.534	89.18
5	94	C3	Gans/Wolfe	AC Cobra	1:19.906	20	0.553	89.16
6	55	C3	Melling	Jaguar E-type	1:20.142	18	0.789	88.89
7	5	C3	Monteverde/Pearson	Jaguar E-type	1:20.949	15	1.596	88.01
8	80	C3	Beighton/Eckford	Sunbeam Le Mans Tiger	1:21.262	19	1.909	87.67
9	79	CLP	Martin/Stretton	Lotus Elan	1:21.833	20	2.480	87.06
10	9	C3	Davies/Jones	Chevrolet Corvette Stingray	1:21.926	20	2.573	86.96
11	16	C3	Haddon	AC Cobra	1:22.232	13	2.879	86.63
12	72	C3	Le Breton/Snowdon	Jaguar E-type	1:22.264	17	2.911	86.60
13	47	C3	Scragg/Wilkinson	Jaguar E-type	1:22.976	20	3.623	85.86
14	29	C2	Ahlers/Bellinger	Morgan Plus 4 SLR	1:23.818	14	4.465	84.99
15	18	C3	Rawe/Woodgate	Aston Martin DP214	1:24.265	20	4.912	84.54
16	39	CLP	Muller/Muller	Lotus Elan	1:24.334	20	4.981	84.47
17	98	C2	Nyblaeus/Welch	Austin Healey 3000	1:24.574	20	5.221	84.23
18	73	C2	Clarkson/Smithies	Austin Healey 3000	1:24.690	19	5.337	84.12
19	35	C3	Gomm**	Jaguar E-type	1:24.735	21	5.382	84.07
20	27	C3	Ketvel/Hancock	Jaguar E-type	1:24.881	18	5.528	83.93
21	26	C3	Ziegler/Shuckburgh	Jaguar E-type	1:24.933	7	5.580	83.88
22	17	C3	Henderson/Henderson	AC Cobra	1:25.040	18	5.687	83.77
23	58	C3	Mahmoud	Ford Shelby Mustang GT350	1:25.360	18	6.007	83.46
24	86	C3	Cooke/Dowd	Ford Shelby Mustang GT350	1:25.805	14	6.452	83.03
25	52	CLP	Maydon/Hagen	Ginetta G4R	1:25.898	18	6.545	82.94
26	82	C1	Paul/Bourne	TVR Grantura	1:27.451	13	8.098	81.46
27	60	INV	Watt	Lotus Elan	1:27.766	19	8.413	81.17
28	23	INV	Huggins/Race	TVR Grantura	1:28.509	18	9.156	80.49
29	88	INV	Davison	Lotus Elan	1:29.064	11	9.711	79.99
30	61	C2	Orebi Gann/Burry	Morgan Plus 4 SLR	1:29.415	17	10.062	79.67
31	90	C2	Boultee Brooks/Beebee	Austin Healey 3000	1:29.459	15	10.106	79.63
32	65	C1	Bates/Bates	Porsche 911	1:29.793	18	10.440	79.34
33	74	INV	Maydon**/Farrall	Diva GT	1:30.759	12	11.406	78.49

**CARS 35, 74 - need working transponders - Regulation Q.12.2.1 refers**

**Weather/Track: Bright/Dry**

**These results are provisional until the conclusion of any judicial and technical matters.**

Donington Park

Circuit Length = 1.9790 miles.

Start: 10:30 End: 11:00

Clerk of the Course:

Timekeeper:

## Master Gentlemen Drivers Pre-'66 GT

### RACE 18 - QUALIFYING LAP ANALYSIS - Donington Park - 3/4/5 May 2014

<b>2</b>	<b>Voyazides/Hadfield</b>	AC Cobra			
1 - X:00.000	6 - 1:21.896	11 - 1:21.170	16 - 1:22.311	21 - 1:20.008	
2 - 1:24.791	7 - 1:22.009	12 - 1:20.508	17 - 1:21.325		
3 - 1:22.292	8 - 1:22.676	13 - 1:20.758	18 - 1:20.284		
4 - 1:22.589	9 - 1:27.418P	14 - 1:20.183	19 - 1:20.093		
5 - 1:22.767	10 - 2:23.867	15 - <b>1:19.696</b>	20 - 1:20.183		
<b>5</b>	<b>Monteverde/Pearson</b>	Jaguar E-type			
1 - X:00.000	6 - 1:31.173	11 - 1:23.770			
2 - 1:23.537	7 - <b>1:20.949</b>	12 - 1:22.012			
3 - 1:23.123	8 - 1:34.386P	13 - 1:23.570			
4 - 1:21.524	9 - 2:40.621	14 - 1:22.531			
5 - 1:40.931	10 - 1:24.027	15 - 1:48.219P			
<b>9</b>	<b>Davies/Jones</b>	Chevrolet Corvette Stingray			
1 - X:00.000	6 - 1:22.981	11 - 1:22.188	16 - 1:23.673		
2 - 1:28.562	7 - 1:23.181	12 - 1:30.934P	17 - 1:23.205		
3 - 1:25.859	8 - 1:23.738	13 - 3:23.587	18 - 1:25.321		
4 - 1:23.921	9 - 1:24.604	14 - 1:23.870	19 - <b>1:21.926</b>		
5 - 1:23.809	10 - 1:22.214	15 - 1:22.078	20 - 1:33.061P		
<b>15</b>	<b>Bryant/Bryant</b>	AC Cobra			
1 - X:00.000	6 - 1:27.614	11 - 3:10.376	16 - 1:19.791		
2 - 1:29.276	7 - 1:24.018	12 - 1:20.221	17 - 1:19.865		
3 - 1:27.163	8 - 1:25.155	13 - 1:20.628	18 - 1:22.951		
4 - 1:23.608	9 - 1:24.543	14 - <b>1:19.353</b>	19 - 1:22.708		
5 - 1:25.774	10 - 1:37.857P	15 - 1:22.315	20 - 1:19.997		
<b>16</b>	<b>Haddon</b>	AC Cobra			
1 - X:00.000	6 - 1:22.625	11 - 1:23.210			
2 - 1:25.462	7 - 1:36.795P	12 - 1:23.268			
3 - 1:25.154	8 - 2:59.774	13 - 1:34.622P			
4 - 1:23.403	9 - 1:23.161				
5 - 1:23.204	10 - <b>1:22.232</b>				
<b>17</b>	<b>Henderson/Henderson</b>	AC Cobra			
1 - X:00.000	6 - 1:40.267P	11 - 1:27.141	16 - 1:39.009P		
2 - 1:33.564	7 - 2:35.653	12 - 1:30.584	17 - 3:12.130		
3 - 1:31.578	8 - 1:28.043	13 - 1:25.637	18 - <b>1:25.040</b>		
4 - 1:31.809	9 - 1:30.485	14 - 1:25.805			
5 - 1:29.244	10 - 1:27.167	15 - 1:27.949			

CARS 35, 74 - need working transponders - Regulation Q.12.2.1 refers  
Weather/Track: Bright/Dry

# Master Gentlemen Drivers Pre-'66 GT

## RACE 18 - QUALIFYING LAP ANALYSIS - Donington Park - 3/4/5 May 2014

(contd.)

<b>18</b>	<b>Rawe/Woodgate</b>	Aston Martin DP214			
1 - X:00.000	6 - 1:26.026	11 - 1:37.059P	16 - 1:27.278		
2 - 1:31.828	7 - 1:25.357	12 - 2:53.431	17 - 1:25.310		
3 - 1:27.787	8 - 1:24.988	13 - 1:29.218	18 - 1:31.102		
4 - 1:27.972	9 - 1:27.681	14 - 1:26.742	19 - <b>1:24.265</b>		
5 - 1:25.266	10 - 1:26.089	15 - 1:26.575	20 - 1:41.964P		
<b>23</b>	<b>Huggins/Race</b>	TVR Grantura			
1 - X:00.000	6 - <b>1:28.509</b>	11 - 1:29.686	16 - 1:29.047		
2 - 1:31.627	7 - 1:28.859	12 - 1:30.182	17 - 1:33.704		
3 - 1:29.701	8 - 1:37.541P	13 - 1:29.932	18 - 1:29.483		
4 - 1:30.037	9 - 3:43.934	14 - 1:30.281			
5 - 1:28.535	10 - 1:31.707	15 - 1:29.729			
<b>26</b>	<b>Ziegler/Shuckburgh</b>	Jaguar E-type			
1 - X:00.000	6 - 1:26.118				
2 - 1:27.038	7 - <b>1:24.933</b>				
3 - 1:32.081					
4 - 1:27.064					
5 - 1:26.618					
<b>27</b>	<b>Ketvel/Hancock</b>	Jaguar E-type			
1 - X:00.000	6 - <b>1:24.881</b>	11 - 1:31.468	16 - 1:28.715		
2 - 1:27.461	7 - 1:32.476P	12 - 1:31.929	17 - 1:29.036		
3 - 1:25.668	8 - 5:24.001	13 - 1:29.397	18 - 1:30.055		
4 - 1:25.819	9 - 1:35.404	14 - 1:28.295			
5 - 1:26.302	10 - 1:30.921	15 - 1:28.656			
<b>29</b>	<b>Ahlers/Bellinger</b>	Morgan Plus 4 SLR			
1 - X:00.000	6 - 1:24.655	11 - 1:27.379			
2 - 1:27.725	7 - 1:30.721	12 - 1:26.260			
3 - 1:27.097	8 - <b>1:23.818</b>	13 - 1:26.289			
4 - 1:24.348	9 - 1:35.200P	14 - 1:36.103P			
5 - 1:25.196	10 - 3:06.623				
<b>35</b>	<b>Gomm**</b>	Jaguar E-type			
1 - X:00.000	6 - 1:26.751	11 - 1:25.270	16 - <b>1:24.735</b>	21 - 1:29.473	
2 - 1:30.702	7 - 1:29.039	12 - 1:25.654	17 - 1:25.056		
3 - 1:29.799	8 - 1:30.295	13 - 1:25.230	18 - 1:24.865		
4 - 1:30.175	9 - 1:26.694	14 - 1:25.039	19 - 1:26.214		
5 - 1:28.336	10 - 1:26.146	15 - 1:25.154	20 - 1:25.803		

CARS 35, 74 - need working transponders - Regulation Q.12.2.1 refers  
Weather/Track: Bright/Dry



# Master Gentlemen Drivers Pre-'66 GT

## RACE 18 - QUALIFYING LAP ANALYSIS - Donington Park - 3/4/5 May 2014

(contd.)

<b>39</b>	<b>Muller/Muller</b>	Lotus Elan					
1 -	X:00.000	6 -	1:27.424	11 -	1:24.761	16 -	<b>1:24.334</b>
2 -	1:32.305	7 -	1:26.468	12 -	1:25.695	17 -	1:24.782
3 -	1:27.532	8 -	1:27.196	13 -	1:24.575	18 -	1:28.686
4 -	1:26.679	9 -	1:35.952P	14 -	1:24.629	19 -	1:24.980
5 -	1:27.459	10 -	2:55.763	15 -	1:25.006	20 -	1:25.316
<b>46</b>	<b>Whitaker/Reuben</b>	TVR Griffith					
1 -	X:00.000	6 -	1:27.515	11 -	1:20.779	16 -	1:59.424P
2 -	1:30.326	7 -	1:23.981	12 -	1:51.904P		
3 -	1:25.781	8 -	1:39.774P	13 -	3:22.717		
4 -	1:24.315	9 -	3:38.465	14 -	1:22.070		
5 -	1:27.546	10 -	1:23.371	15 -	<b>1:19.634</b>		
<b>47</b>	<b>Scragg/Wilkinson</b>	Jaguar E-type					
1 -	X:00.000	6 -	1:25.862	11 -	1:33.216	16 -	1:25.622
2 -	1:25.084	7 -	1:28.950	12 -	1:27.461	17 -	1:24.661
3 -	1:24.314	8 -	1:24.953	13 -	1:25.996	18 -	1:24.917
4 -	<b>1:22.976</b>	9 -	1:34.113P	14 -	1:26.390	19 -	1:25.321
5 -	1:23.469	10 -	2:52.825	15 -	1:24.051	20 -	1:23.279
<b>52</b>	<b>Maydon/Hagen</b>	Ginetta G4R					
1 -	X:00.000	6 -	1:32.100	11 -	1:29.874	16 -	1:27.890
2 -	1:32.351	7 -	<b>1:25.898</b>	12 -	1:28.217	17 -	1:35.522
3 -	1:30.498	8 -	1:41.099P	13 -	1:28.212	18 -	1:26.590
4 -	1:30.241	9 -	4:19.420	14 -	1:27.259		
5 -	1:30.398	10 -	1:34.317	15 -	1:28.057		
<b>55</b>	<b>Melling</b>	Jaguar E-type					
1 -	X:00.000	6 -	1:20.853	11 -	1:26.301	16 -	1:26.708
2 -	1:22.536	7 -	1:28.230P	12 -	1:27.490	17 -	1:26.887
3 -	1:21.068	8 -	3:35.694	13 -	1:25.849	18 -	1:48.430P
4 -	<b>1:20.142</b>	9 -	1:29.333	14 -	1:27.036		
5 -	1:22.207	10 -	1:26.912	15 -	1:25.891		
<b>58</b>	<b>Mahmoud</b>	Ford Shelby Mustang GT350					
1 -	X:00.000	6 -	4:36.428	11 -	1:30.961	16 -	1:33.171
2 -	1:28.993	7 -	1:36.519	12 -	1:30.455	17 -	1:30.127
3 -	1:25.564	8 -	1:32.009	13 -	1:29.991	18 -	1:31.735
4 -	<b>1:25.360</b>	9 -	1:30.524	14 -	1:29.840		
5 -	1:36.362P	10 -	1:30.031	15 -	1:30.122		

CARS 35, 74 - need working transponders - Regulation Q.12.2.1 refers  
Weather/Track: Bright/Dry

# Master Gentlemen Drivers Pre-'66 GT

## RACE 18 - QUALIFYING LAP ANALYSIS - Donington Park - 3/4/5 May 2014

(contd.)

<b>60</b>	<b>Watt</b>	Lotus Elan			
1 - X:00.000	6 - 1:31.020	11 - 1:28.757	16 - 1:28.724		
2 - 1:38.838	7 - 1:33.474	12 - 1:30.843	17 - <b>1:27.766</b>		
3 - 1:32.421	8 - 1:33.709	13 - 1:31.106	18 - 1:30.275		
4 - 1:33.942	9 - 1:30.184	14 - 1:37.170	19 - 1:28.585		
5 - 1:32.861	10 - 1:28.579	15 - 1:29.451			
<b>61</b>	<b>Orebi Gann/Burry</b>	Morgan Plus 4 SLR			
1 - X:00.000	6 - 1:31.263	11 - 1:31.105	16 - 1:30.915		
2 - 1:32.146	7 - <b>1:29.415</b>	12 - 1:30.821	17 - 1:41.290P		
3 - 1:30.739	8 - 1:37.066P	13 - 1:30.836			
4 - 1:30.689	9 - 2:56.468	14 - 1:31.787			
5 - 1:31.210	10 - 1:32.329	15 - 1:34.576			
<b>63</b>	<b>Le Blanc/Greensall</b>	AC Cobra			
1 - X:00.000	6 - 1:24.087	11 - 1:21.352			
2 - 1:29.012	7 - 1:22.477	12 - 1:21.232			
3 - 1:28.613	8 - 1:22.030	13 - <b>1:19.887</b>			
4 - 1:31.749P	9 - 1:32.439P	14 - 1:30.150P			
5 - 3:48.970	10 - 3:25.894				
<b>65</b>	<b>Bates/Bates</b>	Porsche 911			
1 - X:00.000	6 - 2:38.259	11 - 1:30.527	16 - <b>1:29.793</b>		
2 - 1:33.996	7 - 1:34.249	12 - 1:31.294	17 - 1:29.824		
3 - 1:32.431	8 - 1:33.693	13 - 1:30.408	18 - 1:42.813P		
4 - 1:31.112	9 - 1:30.545	14 - 1:34.693P			
5 - 1:34.544P	10 - 1:31.402	15 - 2:47.217			
<b>72</b>	<b>Le Breton/Snowdon</b>	Jaguar E-type			
1 - X:00.000	6 - 1:35.891	11 - 1:22.992	16 - 1:23.905		
2 - 1:39.411	7 - 1:31.615	12 - 1:22.963	17 - 1:39.060P		
3 - 1:35.789	8 - 1:45.862P	13 - 1:23.576			
4 - 1:33.537	9 - 4:57.881	14 - 1:24.471			
5 - 1:32.797	10 - 1:23.730	15 - <b>1:22.264</b>			
<b>73</b>	<b>Clarkson/Smithies</b>	Austin Healey 3000			
1 - X:00.000	6 - 1:27.767	11 - 3:35.308	16 - 1:25.052		
2 - 1:28.670	7 - 1:26.835	12 - 1:27.389	17 - 1:25.088		
3 - 1:27.606	8 - 1:27.685	13 - 1:24.819	18 - 1:25.196		
4 - 1:27.513	9 - 1:28.318	14 - <b>1:24.690</b>	19 - 1:25.318		
5 - 1:29.594	10 - 1:39.927P	15 - 1:24.927			

CARS 35, 74 - need working transponders - Regulation Q.12.2.1 refers  
Weather/Track: Bright/Dry

# Master Gentlemen Drivers Pre-'66 GT

## RACE 18 - QUALIFYING LAP ANALYSIS - Donington Park - 3/4/5 May 2014

(contd.)

<b>74</b>	<b>Maydon**/Farrall</b>	Diva GT			
1 - X:00.000	6 - 3:29.728	11 - 1:31.713			
2 - 1:36.208	7 - 1:39.287	12 - <b>1:30.759</b>			
3 - 1:35.408	8 - 1:39.550				
4 - 1:49.432	9 - 1:32.935				
5 - 1:44.233P	10 - 1:33.925				
<b>79</b>	<b>Martin/Stretton</b>	Lotus Elan			
1 - X:00.000	6 - 1:28.933	11 - 2:54.867	16 - 1:23.219		
2 - 1:32.292	7 - 1:28.392	12 - 1:23.858	17 - 1:22.011		
3 - 1:28.615	8 - 1:25.966	13 - 1:23.678	18 - 1:22.532		
4 - 1:26.654	9 - 1:27.788	14 - 1:23.223	19 - <b>1:21.833</b>		
5 - 1:30.084	10 - 1:32.913P	15 - 1:22.969	20 - 1:21.894		
<b>80</b>	<b>Beighton/Eckford</b>	Sunbeam Le Mans Tiger			
1 - X:00.000	6 - 1:28.800	11 - 1:24.224	16 - 1:23.491		
2 - 1:31.228	7 - 1:29.635	12 - 1:22.335	17 - 1:31.246		
3 - 1:29.627	8 - 1:43.492P	13 - <b>1:21.262</b>	18 - 1:21.913		
4 - 1:32.384	9 - 3:25.368	14 - 1:21.723	19 - 1:21.914		
5 - 1:29.033	10 - 1:24.509	15 - 1:21.394			
<b>82</b>	<b>Paul/Bourne</b>	TVR Grantura			
1 - X:00.000	6 - 9:20.524	11 - 1:32.228			
2 - 1:31.901	7 - 1:28.628	12 - <b>1:27.451</b>			
3 - 1:31.521	8 - 1:28.007	13 - 1:42.077P			
4 - 1:30.195	9 - 1:27.576				
5 - 1:35.837P	10 - 1:28.171				
<b>86</b>	<b>Cooke/Dowd</b>	Ford Shelby Mustang GT350			
1 - X:00.000	6 - 1:30.899	11 - 1:43.685P			
2 - 1:32.702	7 - 1:35.277P	12 - 4:11.221			
3 - 1:30.516	8 - 2:44.055	13 - 1:26.226			
4 - 1:29.068	9 - 1:26.675	14 - 1:39.757P			
5 - 1:28.993	10 - <b>1:25.805</b>				
<b>88</b>	<b>Davison</b>	Lotus Elan			
1 - X:00.000	6 - 1:40.329P	11 - 1:45.133P			
2 - 1:33.885	7 - 4:20.090				
3 - 1:29.935	8 - <b>1:29.064</b>				
4 - 1:33.297	9 - 1:29.369				
5 - 1:31.660	10 - 1:29.166				

CARS 35, 74 - need working transponders - Regulation Q.12.2.1 refers  
Weather/Track: Bright/Dry

## Master Gentlemen Drivers Pre-'66 GT

### RACE 18 - QUALIFYING LAP ANALYSIS - Donington Park - 3/4/5 May 2014

(contd.)

<b>90</b>	<b>Boulton Brooks/Beebee</b>	Austin Healey 3000			
1 - X:00.000	6 - 1:32.142	11 - 1:30.574			
2 - 1:34.236	7 - 1:38.760P	12 - <b>1:29.459</b>			
3 - 1:34.377	8 - 8:50.727	13 - 1:34.029			
4 - 1:29.797	9 - 1:32.294	14 - 1:34.161			
5 - 1:30.289	10 - 1:30.482	15 - 1:31.353			
<b>94</b>	<b>Gans/Wolfe</b>	AC Cobra			
1 - X:00.000	6 - 1:23.013	11 - 2:48.798	16 - 1:20.162		
2 - 1:26.861	7 - 1:27.213	12 - 1:21.368	17 - 1:38.170		
3 - 1:25.041	8 - 1:24.018	13 - 1:21.745	18 - 1:20.310		
4 - 1:23.669	9 - 1:22.230	14 - 1:22.734	19 - <b>1:19.906</b>		
5 - 1:22.962	10 - 1:32.362P	15 - 1:20.577	20 - 1:30.828		
<b>98</b>	<b>Nyblaeus/Welch</b>	Austin Healey 3000			
1 - X:00.000	6 - 1:31.280P	11 - 1:28.940	16 - 1:27.386		
2 - 1:27.086	7 - 3:04.558	12 - 1:29.536	17 - 1:27.487		
3 - 1:25.944	8 - 1:31.843	13 - 1:28.360	18 - 1:27.512		
4 - <b>1:24.574</b>	9 - 1:30.547	14 - 1:28.923	19 - 1:27.075		
5 - 1:26.724	10 - 1:29.742	15 - 1:27.753	20 - 1:36.172P		

CARS 35, 74 - need working transponders - Regulation Q.12.2.1 refers  
Weather/Track: Bright/Dry

**Master Gentlemen Drivers Pre-'66GT**  
**RACE 18 - GRID - Donington Park - 3/4/5 May 2014**

ROW 17	74	Maydon**/Farrall	85	Ashworth/Ashworth
ROW 16	90	Boultbee Brooks/Beebee	65	Bates/Bates
ROW 15	88	Davison	61	Orebi Gann/Burry
ROW 14	60	Watt	23	Huggins/Race
ROW 13	52	Maydon/Hagen	82	Paul/Bourne
ROW 12	58	Mahmoud	86	Cooke/Dowd
ROW 11	26	Ziegler/Shuckburgh	17	Henderson/Henderson
ROW 10	35	Gomm**	27	Ketvel/Hancock
ROW 9	98	Nyblaeus/Welch	73	Clarkson/Smithies
ROW 8	18	Rawe/Woodgate	39	Muller/Muller
ROW 7	47	Scragg/Wilkinson	29	Ahlers/Bellinger
ROW 6	16	Haddon	72	Le Breton/Snowdon
ROW 5	79	Martin/Stretton	9	Davies/Jones
ROW 4	5	Monteverde/Pearson	80	Beighton/Eckford
ROW 3	94	Gans/Wolfe	55	Melling
ROW 2	2	Voyazides/Hadfield	63	Le Blanc/Greensall
ROW 1	15	Bryant/Bryant	46	Whitaker/Reuben

POLE

**CARS 35, 74 - need working transponders - Regulation Q.12.2.1 refers**

**Weather/Track: Bright/Dry**

**These results are provisional until the conclusion of any judicial and technical matters.**

Donington Park

Circuit Length = 1.9790 miles.

Start: 10:30 End: 11:00

Clerk of the Course:

Timekeeper:

**Motor Sport 90th Anniversary Trophy for Pre War Sports Cars**  
**RACE 14 - CLASSIFICATION - Donington Park - 3/4/5 May 2014**

POS	NO	CL	DRIVER	CAR	TIME	LAPS	GAP	MPH	BEST
1	11	V1	<b>Wakeman/Blakeney-Edwards</b>	Frazer Nash Super Sports	30:52.909	19		72.99	1:33.860
2	2	PV4	<b>Stretton</b>	Alta Sports	31:15.433	19	22.524	72.11	1:34.503
3	20	V2	<b>Getley</b>	Bentley 3/4½	31:20.626	19	27.717	71.91	1:35.983
4	16	V2	<b>Morley</b>	Bentley 3/4 ½	31:58.958	19	1:06.049	70.48	1:37.067
5	8	PV4	<b>Friedrichs</b>	Alvis Speed 20 SA	32:10.734	19	1:17.825	70.05	1:37.492
6	3	V1	<b>Cameron/Darbyshire</b>	Morgan Super Aero	32:23.024	19	1:30.115	69.60	1:38.402
7	14	V1	<b>Champion/Stanton</b>	Frazer Nash Supersports	31:23.436	18	1 LAP	68.02	1:39.823
8	5	PV3	<b>Turner</b>	Squire Short Chassis	31:40.933	18	1 LAP	67.40	1:41.854
9	9	PV3	<b>Ozanne</b>	Aston Martin 2 Litre Speed	31:01.400	17	2 LAPS	65.00	1:44.333
10	18	V2	<b>MacKinnon</b>	Bentley 3 litre Tourer	31:07.629	17	2 LAPS	64.79	1:44.136
11	24	V1	<b>Swift/Hall</b>	Frazer Nash Saloon 'Owlet'	31:13.667	17	2 LAPS	64.58	1:46.091
12	22	V1	<b>Wylie/Blakeney-Edwards</b>	Frazer Nash AC Super Sports	31:38.556	17	2 LAPS	63.73	1:46.452
13	25	PV4	<b>Brown/Hine</b>	Lagonda LG45	31:02.113	16	3 LAPS	61.15	1:42.531
14	4	V2	<b>Pellett</b>	Sunbeam Tourist Trophy	30:54.577	15	4 LAPS	57.56	1:58.778
15	17	V2	<b>Northam</b>	Bentley 4½	31:05.559	15	4 LAPS	57.22	1:59.348

**FASTEST LAP**

11	V1	<b>Wakeman/Blakeney-Edwards</b>	Frazer Nash Super Sports	1:33.860	8	75.90mph	122.15kph
2	PV4	<b>Stretton</b>	Alta Sports	1:34.503	7	75.38mph	121.32kph
20	V2	<b>Getley</b>	Bentley 3/4½	1:35.983	7	74.22mph	119.45kph
5	PV3	<b>Turner</b>	Squire Short Chassis	1:41.854	10	69.94mph	112.56kph

**Weather/Track: Bright/Dry**

**These results are provisional until the conclusion of any judicial and technical matters.**

Donington Park  
 Circuit Length = 1.9790 miles.  
 Start: 11:44 End: 12:15

Clerk of the Course:	Timekeeper:
----------------------	-------------

**Motor Sport 90th Anniversary Trophy for Pre War Sports Cars**  
**RACE 14 - LAP ANALYSIS - Donington Park - 3/4/5 May 2014**

<b>2</b>	<b>Stretton</b>	Alta Sports					
1 -	1:43.726	6 -	1:34.645	11 -	1:34.783	16 -	1:40.259
2 -	1:38.111	7 -	<b>1:34.503</b>	12 -	1:34.764	17 -	1:39.487
3 -	1:36.704	8 -	1:34.700	13 -	1:34.706	18 -	1:38.549
4 -	1:35.525	9 -	1:41.279P	14 -	1:36.279	19 -	1:35.977
5 -	1:36.981	10 -	2:07.821	15 -	1:36.634		
<b>3</b>	<b>Cameron/Darbyshire</b>	Morgan Super Aero					
1 -	1:49.820	6 -	1:41.170	11 -	1:39.939	16 -	1:38.718
2 -	<b>1:38.402</b>	7 -	1:41.049	12 -	1:39.952	17 -	1:38.745
3 -	1:39.407	8 -	1:46.584P	13 -	1:39.591	18 -	1:39.197
4 -	1:39.702	9 -	2:10.595	14 -	1:39.873	19 -	1:39.347
5 -	1:39.643	10 -	1:41.026	15 -	1:40.264		
<b>4</b>	<b>Pellett</b>	Sunbeam Tourist Trophy					
1 -	2:13.632	6 -	2:00.641	11 -	1:59.868		
2 -	2:01.709	7 -	2:03.471P	12 -	2:00.551		
3 -	2:00.896	8 -	2:33.024	13 -	1:59.692		
4 -	2:01.627	9 -	2:00.182	14 -	2:01.536		
5 -	1:59.618	10 -	1:59.352	15 -	<b>1:58.778</b>		
<b>5</b>	<b>Turner</b>	Squire Short Chassis					
1 -	1:51.914	6 -	1:42.280	11 -	1:47.280P	16 -	1:41.965
2 -	1:46.417	7 -	1:42.120	12 -	2:17.672	17 -	1:43.468
3 -	1:45.193	8 -	1:42.990	13 -	1:41.874	18 -	1:43.253
4 -	1:43.299	9 -	1:41.991	14 -	1:42.105		
5 -	1:42.950	10 -	<b>1:41.854</b>	15 -	1:42.308		
<b>8</b>	<b>Friedrichs</b>	Alvis Speed 20 SA					
1 -	1:45.476	6 -	1:38.974	11 -	2:26.718	16 -	1:38.296
2 -	1:39.320	7 -	1:38.190	12 -	1:38.517	17 -	1:38.235
3 -	1:38.827	8 -	<b>1:37.492</b>	13 -	1:37.699	18 -	1:38.134
4 -	1:38.460	9 -	1:37.878	14 -	1:39.421	19 -	1:38.165
5 -	1:38.032	10 -	1:44.839P	15 -	1:38.061		
<b>9</b>	<b>Ozanne</b>	Aston Martin 2 Litre Speed					
1 -	1:54.167	6 -	1:47.593	11 -	2:24.738	16 -	1:44.577
2 -	1:46.857	7 -	1:48.561	12 -	1:45.584	17 -	<b>1:44.333</b>
3 -	1:46.572	8 -	1:47.175	13 -	1:45.510		
4 -	1:47.074	9 -	1:48.064	14 -	1:45.773		
5 -	1:47.404	10 -	1:52.784P	15 -	1:44.634		

Weather/Track: Bright/Dry

www.mstworld.com

Page 1 of 3

Donington Park  
 Circuit Length = 1.9790 miles.  
 Start: 11:44 End: 12:15

Printed - 12:18 Monday, 05 May 2014

**Motor Sport 90th Anniversary Trophy for Pre War Sports Cars**  
**RACE 14 - LAP ANALYSIS - Donington Park - 3/4/5 May 2014**  
 (contd.)

<b>11</b>	<b>Wakeman/Blakeney-Edwards</b>	Frazer Nash Super Sports					
1 -	1:41.490	6 -	1:34.644	11 -	1:38.947P	16 -	1:35.299
2 -	1:38.391	7 -	1:34.645	12 -	2:00.519	17 -	1:34.693
3 -	1:36.812	8 -	<b>1:33.860</b>	13 -	1:34.798	18 -	1:35.469
4 -	1:36.042	9 -	1:36.019	14 -	1:35.217	19 -	1:38.649
5 -	1:36.775	10 -	1:35.493	15 -	1:35.147		
<b>14</b>	<b>Champion/Stanton</b>	Frazer Nash Supersports					
1 -	1:52.374	6 -	1:42.171	11 -	1:40.986	16 -	1:40.625
2 -	1:46.553	7 -	1:41.635	12 -	1:40.170	17 -	1:43.928
3 -	1:43.633	8 -	1:41.338	13 -	1:41.424	18 -	<b>1:39.823</b>
4 -	1:42.924	9 -	1:48.608P	14 -	1:41.926		
5 -	1:42.407	10 -	2:12.641	15 -	1:40.270		
<b>16</b>	<b>Morley</b>	Bentley 3/4 ½					
1 -	1:42.797	6 -	1:37.730	11 -	2:11.404	16 -	1:40.106
2 -	1:38.116	7 -	1:37.557	12 -	1:40.402	17 -	1:40.385
3 -	1:38.232	8 -	1:37.933	13 -	1:38.284	18 -	1:39.443
4 -	1:38.001	9 -	<b>1:37.067</b>	14 -	1:38.692	19 -	1:39.114
5 -	1:38.568	10 -	1:46.260P	15 -	1:38.867		
<b>17</b>	<b>Northam</b>	Bentley 4½					
1 -	2:11.196	6 -	1:59.937	11 -	2:00.444		
2 -	2:02.343	7 -	1:59.699	12 -	2:00.671		
3 -	2:00.895	8 -	2:14.508P	13 -	1:59.564		
4 -	2:01.062	9 -	2:35.138	14 -	1:59.951		
5 -	2:00.371	10 -	<b>1:59.348</b>	15 -	2:00.432		
<b>18</b>	<b>MacKinnon</b>	Bentley 3 litre Tourer					
1 -	1:58.519	6 -	1:49.850	11 -	1:44.724	16 -	1:45.318
2 -	1:48.818	7 -	1:45.359	12 -	1:44.380	17 -	1:47.977
3 -	1:47.285	8 -	1:47.074	13 -	1:44.825		
4 -	1:48.245	9 -	1:53.136P	14 -	1:45.432		
5 -	1:48.403	10 -	2:24.148	15 -	<b>1:44.136</b>		
<b>20</b>	<b>Getley</b>	Bentley 3/4½					
1 -	1:41.906	6 -	1:36.614	11 -	1:36.113	16 -	1:36.884
2 -	1:37.379	7 -	<b>1:35.983</b>	12 -	1:36.319	17 -	1:36.709
3 -	1:37.926	8 -	1:41.182P	13 -	1:37.186	18 -	1:37.289
4 -	1:37.653	9 -	2:06.465	14 -	1:37.511	19 -	1:36.885
5 -	1:37.157	10 -	1:36.259	15 -	1:37.206		

Weather/Track: Bright/Dry



**Motor Sport 90th Anniversary Trophy for Pre War Sports Cars**  
**RACE 14 - LAP ANALYSIS - Donington Park - 3/4/5 May 2014**  
 (contd.)

<b>22</b>	<b>Wylie/Blakeney-Edwards</b>	Frazer Nash AC Super Sports			
1 - 1:58.085	6 - 1:47.074	11 - 1:50.142	16 - 1:51.351		
2 - 1:48.607	7 - <b>1:46.452</b>	12 - 1:49.572	17 - 1:50.009		
3 - 1:47.568	8 - 1:47.655	13 - 1:48.773			
4 - 1:49.559	9 - 1:54.799P	14 - 1:49.852			
5 - 1:48.445	10 - 2:21.481	15 - 1:49.132			
<b>24</b>	<b>Swift/Hall</b>	Frazer Nash Saloon 'Owlet'			
1 - 1:55.909	6 - 1:47.887	11 - 1:50.520	16 - 1:46.488		
2 - 1:48.988	7 - <b>1:46.091</b>	12 - 1:48.806	17 - 1:46.884		
3 - 1:48.375	8 - 1:46.101	13 - 1:48.343			
4 - 1:48.412	9 - 1:50.803P	14 - 1:46.438			
5 - 1:48.835	10 - 2:17.176	15 - 1:47.611			
<b>25</b>	<b>Brown/Hine</b>	Lagonda LG45			
1 - 2:09.715	6 - 1:59.162	11 - 1:43.842	16 - 1:42.547		
2 - 2:00.997	7 - 2:02.603	12 - 1:44.064			
3 - 2:00.570	8 - 2:10.871P	13 - 1:42.619			
4 - 2:00.844	9 - 2:32.371	14 - 1:44.019			
5 - 2:00.400	10 - 1:44.958	15 - <b>1:42.531</b>			

Weather/Track: Bright/Dry

www.mstworld.com

Page 3 of 3

Donington Park  
 Circuit Length = 1.9790 miles.  
 Start: 11:44 End: 12:15

Printed - 12:18 Monday, 05 May 2014

**Motor Sport 90th Anniversary Trophy for Pre War Sports Cars**  
**RACE 14 - LAP CHART - Donington Park - 3/4/5 May 2014**

Lap 1			Lap 2			Lap 3			Lap 4			Lap 5		
No	Behind	Laptime	No	Behind	Laptime	No	Behind	Laptime	No	Behind	Laptime	No	Behind	Laptime
11		1:41.490	20		1:37.379	11		1:36.812	11		1:36.042	11		1:36.775
20	0.416	1:41.906	11	0.596	1:38.391	20	0.518	1:37.926	2	1.331	1:35.525	2	1.537	1:36.981
16	1.307	1:42.797	16	1.628	1:38.116	2	1.848	1:36.704	20	2.129	1:37.653	20	2.511	1:37.157
2	2.236	1:43.726	2	2.552	1:38.111	16	2.452	1:38.232	16	4.411	1:38.001	25	1 LAP	2:00.844
8	3.986	1:45.476	8	5.511	1:39.320	8	6.930	1:38.827	8	9.348	1:38.460	17	1 LAP	2:01.062
3	8.330	1:49.820	3	8.937	1:38.402	3	10.936	1:39.407	3	14.596	1:39.702	16	6.204	1:38.568
5	10.424	1:51.914	5	19.046	1:46.417	14	25.867	1:43.633	14	32.749	1:42.924	4	1 LAP	2:01.627
14	10.884	1:52.374	14	19.642	1:46.553	5	26.831	1:45.193	5	34.088	1:43.299	8	10.605	1:38.032
9	12.677	1:54.167	9	21.739	1:46.857	9	30.903	1:46.572	9	41.935	1:47.074	3	17.464	1:39.643
24	14.419	1:55.909	24	25.612	1:48.988	24	36.579	1:48.375	24	48.949	1:48.412	14	38.381	1:42.407
22	16.595	1:58.085	22	27.407	1:48.607	22	37.567	1:47.568	18	50.132	1:48.245	5	40.263	1:42.950
18	17.029	1:58.519	18	28.052	1:48.818	18	37.929	1:47.285	22	51.084	1:49.559	9	52.564	1:47.404
25	28.225	2:09.715	25	51.427	2:00.997	25	1:14.589	2:00.570				24	1:01.009	1:48.835
17	29.706	2:11.196	17	54.254	2:02.343	17	1:17.741	2:00.895				18	1:01.760	1:48.403
4	32.142	2:13.632	4	56.056	2:01.709	4	1:19.544	2:00.896				22	1:02.754	1:48.445

Weather/Track: Bright/Dry

www.mstworld.com

Donington Park  
 Circuit Length = 1.9790 miles.  
 Start: 11:44 End: 12:15

**Motor Sport 90th Anniversary Trophy for Pre War Sports Cars**  
**RACE 14 - LAP CHART - Donington Park - 3/4/5 May 2014**  
 (contd.)

Lap 6			Lap 7			Lap 8			Lap 9			Lap 10		
No	Behind	Laptime	No	Behind	Laptime	No	Behind	Laptime	No	Behind	Laptime	No	Behind	Laptime
11		1:34.644	11		1:34.645	11		1:33.860	11		1:36.019	11		1:35.493
2	1.538	1:34.645	2	1.396	1:34.503	2	2.236	1:34.700	24	1 LAP	1:46.101	9	1 LAP	1:48.064
20	4.481	1:36.614	20	5.819	1:35.983	20	13.141	1:41.182P	22	1 LAP	1:47.655	24	1 LAP	1:50.803P
16	9.290	1:37.730	16	12.202	1:37.557	16	16.275	1:37.933	18	1 LAP	1:47.074	25	2 LAPS	2:10.871P
8	14.935	1:38.974	8	18.480	1:38.190	8	22.112	1:37.492	2	7.496	1:41.279P	18	1 LAP	1:53.136P
3	23.990	1:41.170	3	30.394	1:41.049	3	43.118	1:46.584P	16	17.323	1:37.067	22	1 LAP	1:54.799P
25	1 LAP	2:00.400	25	1 LAP	1:59.162	14	1:00.376	1:41.338	8	23.971	1:37.878	17	2 LAPS	2:14.508P
17	1 LAP	2:00.371	14	52.898	1:41.635	5	1:04.504	1:42.990	20	43.587	2:06.465	16	28.090	1:46.260P
4	1 LAP	1:59.618	5	55.374	1:42.120	25	1 LAP	2:02.603	5	1:10.476	1:41.991	8	33.317	1:44.839P
14	45.908	1:42.171	17	1 LAP	1:59.937	17	1 LAP	1:59.699	14	1:12.965	1:48.608P	2	39.824	2:07.821
5	47.899	1:42.280	4	1 LAP	2:00.641	4	1 LAP	2:03.471P	3	1:17.694	2:10.595	20	44.353	1:36.259
9	1:05.513	1:47.593	9	1:19.429	1:48.561	9	1:32.744	1:47.175				4	2 LAPS	2:33.024
24	1:14.252	1:47.887	24	1:25.698	1:46.091							5	1:16.837	1:41.854
22	1:15.184	1:47.074	22	1:26.991	1:46.452							3	1:23.227	1:41.026
18	1:16.966	1:49.850	18	1:27.680	1:45.359									

Weather/Track: Bright/Dry

www.mstworld.com

Donington Park  
 Circuit Length = 1.9790 miles.  
 Start: 11:44 End: 12:15

**Motor Sport 90th Anniversary Trophy for Pre War Sports Cars**  
**RACE 14 - LAP CHART - Donington Park - 3/4/5 May 2014**  
 (contd.)

Lap 11			Lap 12			Lap 13			Lap 14			Lap 15		
No	Behind	Laptime	No	Behind	Laptime	No	Behind	Laptime	No	Behind	Laptime	No	Behind	Laptime
11		1:38.947P	11		2:00.519	11		1:34.798	11		1:35.217	11		1:35.147
14	1 LAP	2:12.641	2	9.905	1:34.764	5	1 LAP	2:17.672	4	3 LAPS	1:59.868	14	1 LAP	1:41.926
9	1 LAP	1:52.784P	20	17.319	1:36.319	2	9.813	1:34.706	14	1 LAP	1:41.424	2	12.362	1:36.634
2	35.660	1:34.783	16	40.430	1:40.402	20	19.707	1:37.186	2	10.875	1:36.279	5	1 LAP	1:42.105
20	41.519	1:36.113	24	1 LAP	1:50.520	16	43.916	1:38.284	17	3 LAPS	2:00.444	20	24.060	1:37.206
24	1 LAP	2:17.176	9	1 LAP	2:24.738	9	1 LAP	1:45.584	5	1 LAP	1:41.874	4	3 LAPS	2:00.551
16	1:00.547	2:11.404	18	1 LAP	1:44.724	24	1 LAP	1:48.806	20	22.001	1:37.511	17	3 LAPS	2:00.671
22	1 LAP	2:21.481	22	1 LAP	1:50.142	18	1 LAP	1:44.380	16	47.391	1:38.692	16	51.111	1:38.867
18	1 LAP	2:24.148	25	2 LAPS	1:44.958	8	1:01.987	1:37.699	8	1:06.191	1:39.421	8	1:09.105	1:38.061
4	2 LAPS	2:00.182	8	59.086	1:38.517	25	2 LAPS	1:43.842	9	1 LAP	1:45.510	3	1:18.218	1:40.264
25	2 LAPS	2:32.371	3	1:03.652	1:39.952	3	1:08.445	1:39.591	18	1 LAP	1:44.825	9	1 LAP	1:45.773
8	1:21.088	2:26.718	4	2 LAPS	1:59.352	22	1 LAP	1:49.572	24	1 LAP	1:48.343	18	1 LAP	1:45.432
17	2 LAPS	2:35.138	17	2 LAPS	1:59.348				3	1:13.101	1:39.873	24	1 LAP	1:46.438
3	1:24.219	1:39.939	14	1:31.803	1:40.170				25	2 LAPS	1:44.064	25	2 LAPS	1:42.619
5	1:25.170	1:47.280P							22	1 LAP	1:48.773			
14	1:52.152	1:40.986												

Weather/Track: Bright/Dry

www.mstworld.com

Donington Park  
 Circuit Length = 1.9790 miles.  
 Start: 11:44 End: 12:15

**Motor Sport 90th Anniversary Trophy for Pre War Sports Cars**  
**RACE 14 - LAP CHART - Donington Park - 3/4/5 May 2014**  
 (contd.)

Lap 16			Lap 17			Lap 18			Lap 19			Lap 20		
No	Behind	Laptime	No	Behind	Laptime	No	Behind	Laptime	No	Behind	Laptime	No	Behind	Laptime
11		1:35.299	11		1:34.693	11		1:35.469	11		1:38.649			
22	2 LAPS	1:49.852	24	2 LAPS	1:47.611	9	2 LAPS	1:44.577	4	4 LAPS	1:58.778			
14	1 LAP	1:40.270	22	2 LAPS	1:49.132	25	3 LAPS	1:42.531	9	2 LAPS	1:44.333			
2	17.322	1:40.259	14	1 LAP	1:40.625	18	2 LAPS	1:45.318	25	3 LAPS	1:42.547			
20	25.645	1:36.884	2	22.116	1:39.487	24	2 LAPS	1:46.488	17	4 LAPS	2:00.432			
5	1 LAP	1:42.308	20	27.661	1:36.709	2	25.196	1:38.549	18	2 LAPS	1:47.977			
4	3 LAPS	1:59.692	5	1 LAP	1:41.965	14	1 LAP	1:43.928	24	2 LAPS	1:46.884			
16	55.918	1:40.106	16	1:01.610	1:40.385	20	29.481	1:37.289	2	22.524	1:35.977			
17	3 LAPS	1:59.564	8	1:15.644	1:38.235	22	2 LAPS	1:51.351	20	27.717	1:36.885			
8	1:12.102	1:38.296	4	3 LAPS	2:01.536	5	1 LAP	1:43.468	14	1 LAP	1:39.823			
3	1:21.637	1:38.718	3	1:25.689	1:38.745	16	1:05.584	1:39.443	22	2 LAPS	1:50.009			
9	1 LAP	1:44.634	17	3 LAPS	1:59.951	8	1:18.309	1:38.134	5	1 LAP	1:43.253			
18	1 LAP	1:44.136				3	1:29.417	1:39.197	16	1:06.049	1:39.114			
25	2 LAPS	1:44.019							8	1:17.825	1:38.165			
									3	1:30.115	1:39.347			

Weather/Track: Bright/Dry

# Masters Pre-'66 Touring Cars

## RACE 15 - CLASSIFICATION AMENDED - Donington Park - 3/4/5 May 2014

POS	NO	CL	DRIVER	CAR	TIME	LAPS	GAP	MPH	BEST
1	1	THA	Voyazides/Hadfield	Ford Falcon	1:01:08.159	42		81.54	1:23.511
2	22	THA	Le Blanc/Greensall	Ford Mustang	1:01:17.736	41	1 LAP	79.39	1:25.110
3	35	THA	Brown/Hyett	Ford Mustang	1:01:41.179	41	1 LAP	78.89	1:24.508
4	64	THS	McInerney	BMW 1800Ti	1:01:57.839	41	1 LAP	78.53	1:27.112
5	2	THA	Thornton**	Ford Mustang	1:02:16.212	41	1 LAP	78.15	1:26.358
6	59	THD	Beebee/Beebee	Austin Mini Cooper S	1:01:13.644	40	2 LAPS	77.54	1:27.753
7	85	THA	Ashworth/Ashworth	Ford Mustang	1:01:24.910	40	2 LAPS	77.30	1:27.211
8	26	THD	Swift/Maydon	Austin Mini Cooper S	1:01:37.437	40	2 LAPS	77.04	1:27.259
9	11	THD	Lewis	Austin Mini Cooper S	1:01:37.777	40	2 LAPS	77.03	1:27.823
10	16	THS	Tomlin	Ford Lotus Cortina	1:02:08.216	40	2 LAPS	76.40	1:26.664
11	79	THS	Martin/Stretton	Ford Lotus Cortina	1:02:08.707	40	2 LAPS	76.39	1:27.680
12	44	THA	Bryant/Bryant	Dodge Dart	1:02:09.361	40	2 LAPS	76.38	1:27.778
13	63	INV	Cawthorn	Ford Lotus Cortina	1:02:36.303	40	2 LAPS	75.83	1:29.889
14	66	THS	Strommen/Lund	Ford Ford Lotus Cortina	1:02:39.285	40	2 LAPS	75.77	1:29.754
15	92	THD	Jones	Morris Mini Cooper S	1:01:12.965	39	3 LAPS	75.61	1:30.249
16	4	INV	Wheeler/Stanbridge	Morris Mini Cooper S	1:01:13.041	39	3 LAPS	75.61	1:28.722
17	57	THD	Ward	Austin Mini Cooper S	1:02:24.476	39	3 LAPS	74.17	1:31.749
18	48	THS	Taft/James	BMW 1800 Ti	1:02:29.774	39	3 LAPS	74.06	1:28.413
19	83	INV	Steele/Buxton	Ford Galaxie	1:02:38.821	39	3 LAPS	73.89	1:27.856
20	45	THC	Ketvel/Hancock	Alfa Romeo Guilia Ti	1:01:46.668	38	4 LAPS	73.00	1:31.600
21	76	THS	Ostbrathen/Steen Thorbjornsen	Ford Lotus Cortina	1:01:32.079	35	7 LAPS	67.50	1:36.750
22	51	THA	King	Ford Mustang	1:02:15.463	33	9 LAPS	62.90	1:27.648

### NOT CLASSIFIED

113	THS	Wilson/Hales	Ford Lotus Cortina	41:46.097	27	D.N.F.	76.71	1:26.734
73	THA	Clarkson/Smithies	Ford Falcon	22:25.556	15	D.N.F.	79.33	1:26.733
37	THA	Gardiner/Faulkner	Ford Falcon	20:04.549	14	D.N.F.	82.71	1:23.599
62	THS	Avill/Winrow	Ford Lotus Cortina	19:28.501	13	D.N.F.	79.16	1:27.681
30	THD	Inch	Mini Mini Cooper S	20:43.512	13	D.N.F.	74.39	1:31.611
47	INV	Cox/Denham	Ford Lotus Cortina	19:05.222	12	D.N.F.	74.55	1:31.571
41	THA	Mercer/Mercer	Ford Mustang	11:09.065	7	D.N.F.	74.37	1:30.078
25	THD	Crewes	Austin Mini Cooper S	11:33.082	5	D.N.F.	51.23	1:41.462
12	THD	Welch	Morris Mini Cooper S	5:56.344	3	D.N.F.	59.66	1:41.316
6	THA	Mann	Ford Mustang	1:27.233	1	D.N.F.	80.39	1:27.233

### FASTEST LAP

1	THA	Voyazides/Hadfield	Ford Falcon	1:23.511	5	85.31mph	137.29kph
16	THS	Tomlin	Ford Lotus Cortina	1:26.664	36	82.20mph	132.29kph
26	THD	Swift/Maydon	Austin Mini Cooper S	1:27.259	4	81.64mph	131.39kph
83	INV	Steele/Buxton	Ford Galaxie	1:27.856	4	81.09mph	130.50kph
45	THC	Ketvel/Hancock	Alfa Romeo Guilia Ti	1:31.600	32	77.77mph	125.17kph

**CAR 4 - two second penalty (Unfair Advantage G.5.3.7 / C.2.3)**

**\*\* CAR 2 transponder not working reliably - Regulation Q.12.2.1 refers**

**These results are provisional until the conclusion of any judicial and technical matters.**

Donington Park

Circuit Length = 1.9790 miles.

Start: 13:10 End: 14:11

Clerk of the Course:	Timekeeper:
----------------------	-------------

# Masters Pre-'66 Touring Cars

## RACE 15 - LAP ANALYSIS - Donington Park - 3/4/5 May 2014

<b>1</b>	<b>Voyazides/Hadfield</b>	<b>Ford Falcon</b>			
1 - 1:25.017	11 - 1:24.364	21 - 1:25.406	31 - 1:24.460	41 - 1:26.225	
2 - 1:24.102	12 - 1:25.348	22 - 1:25.011	32 - 1:25.216	42 - 1:26.465	
3 - 1:23.746	13 - 1:25.103	23 - 1:26.210	33 - 1:24.876		
4 - 1:23.940	14 - 1:26.175	24 - 1:26.352	34 - 1:25.407		
5 - <b>1:23.511</b>	15 - 1:28.345	25 - 1:25.398	35 - 1:24.896		
6 - 1:24.548	16 - 1:27.303	26 - 1:24.598	36 - 1:27.429		
7 - 1:24.009	17 - 1:27.487	27 - 1:25.173	37 - 1:25.138		
8 - 1:24.154	18 - 1:32.994 <sup>P</sup>	28 - 1:24.698	38 - 1:25.170		
9 - 1:24.923	19 - 2:44.773	29 - 1:24.611	39 - 1:25.689		
10 - 1:24.728	20 - 1:25.744	30 - 1:24.412	40 - 1:25.005		
<b>2</b>	<b>Thornton**</b>	<b>Ford Mustang</b>			
1 - 1:28.794	11 - 1:29.128	21 - 1:28.247	31 - 1:28.066	41 - 1:28.984	
2 - 1:30.984	12 - 1:31.055	22 - 1:29.781	32 - 1:28.874		
3 - 1:26.676	13 - 1:29.119	23 - 1:28.985	33 - 1:28.954		
4 - <b>1:26.358</b>	14 - 1:29.234	24 - 1:29.065	34 - 1:28.711		
5 - 1:26.401	15 - 1:31.612	25 - 1:29.364	35 - 1:28.653		
6 - 1:27.034	16 - 1:32.833	26 - 1:30.076	36 - 1:28.355		
7 - 1:26.387	17 - 1:32.271	27 - 1:28.547	37 - 1:28.761		
8 - 1:26.859	18 - 1:38.571 <sup>P</sup>	28 - 1:28.523	38 - 1:29.202		
9 - 1:27.219	19 - 2:56.179	29 - 1:28.768	39 - 1:28.196		
10 - 1:26.831	20 - 1:27.661	30 - 1:28.648	40 - 1:28.246		
<b>4</b>	<b>Wheeler/Stnbridge</b>	<b>Morris Mini Cooper S</b>			
1 - 1:39.527	11 - 1:29.921	21 - 1:32.706	31 - 1:30.963		
2 - 1:29.960	12 - 1:30.273	22 - 1:33.126	32 - 1:31.948		
3 - 1:30.594	13 - 1:30.674	23 - 1:31.993	33 - 1:31.628		
4 - 1:28.728	14 - 1:38.971	24 - 1:31.858	34 - 1:30.735		
5 - <b>1:28.722</b>	15 - 1:31.869	25 - 1:32.433	35 - 1:33.958		
6 - 1:28.800	16 - 1:31.764	26 - 1:32.091	36 - 1:33.726		
7 - 1:29.021	17 - 1:31.687	27 - 1:32.600	37 - 1:31.130		
8 - 1:29.961	18 - 1:30.685	28 - 1:29.905	38 - 1:31.515		
9 - 1:29.586	19 - 1:35.799 <sup>P</sup>	29 - 1:30.550	39 - 1:30.701		
10 - 1:29.823	20 - 3:10.031	30 - 1:31.079			
<b>6</b>	<b>Mann</b>	<b>Ford Mustang</b>			
1 - <b>1:27.233</b>					

\*\* CAR 2 transponder not working reliably - Regulation Q.12.2.1 refers  
Weather/Track: Bright/Dry

# Masters Pre-'66 Touring Cars

## RACE 15 - LAP ANALYSIS - Donington Park - 3/4/5 May 2014

(contd.)

<b>11</b>	<b>Lewis</b>	Austin Mini Cooper S							
1 -	1:33.885	11 -	1:31.077	21 -	1:30.953	31 -	1:30.046		
2 -	1:28.655	12 -	1:29.105	22 -	1:30.533	32 -	1:29.704		
3 -	<b>1:27.823</b>	13 -	1:31.271	23 -	1:30.144	33 -	1:31.990		
4 -	1:28.896	14 -	1:32.500	24 -	1:30.487	34 -	1:31.091		
5 -	1:29.939	15 -	1:30.619	25 -	1:30.842	35 -	1:31.095		
6 -	1:28.663	16 -	1:31.385	26 -	1:31.518	36 -	1:29.712		
7 -	1:31.661	17 -	1:31.528	27 -	1:30.192	37 -	1:30.153		
8 -	1:30.297	18 -	1:36.143P	28 -	1:30.387	38 -	1:30.190		
9 -	1:29.967	19 -	2:45.475	29 -	1:30.279	39 -	1:29.065		
10 -	1:29.379	20 -	1:30.059	30 -	1:30.475	40 -	1:30.594		
<b>12</b>	<b>Welch</b>	Morris Mini Cooper S							
1 -	<b>1:41.316</b>								
2 -	1:50.505P								
3 -	2:24.523P								
<b>16</b>	<b>Tomlin</b>	Ford Lotus Cortina							
1 -	1:33.470	11 -	1:27.902	21 -	1:32.883P	31 -	1:31.230		
2 -	1:28.193	12 -	1:28.632	22 -	2:45.564	32 -	1:58.863P		
3 -	1:30.134	13 -	1:29.036	23 -	1:29.573	33 -	2:34.903		
4 -	1:27.436	14 -	1:29.900	24 -	1:27.424	34 -	1:28.094		
5 -	1:26.836	15 -	1:29.887	25 -	1:27.459	35 -	1:27.985		
6 -	1:26.772	16 -	1:29.483	26 -	1:27.083	36 -	<b>1:26.664</b>		
7 -	1:26.908	17 -	1:31.085	27 -	1:31.016	37 -	1:28.123		
8 -	1:28.510	18 -	1:31.321	28 -	1:30.498	38 -	1:28.608		
9 -	1:28.670	19 -	1:29.958	29 -	1:28.620	39 -	1:27.873		
10 -	1:27.089	20 -	1:28.647	30 -	1:27.022	40 -	1:28.862		
<b>22</b>	<b>Le Blanc/Greensall</b>	Ford Mustang							
1 -	1:32.167	11 -	1:28.647	21 -	2:49.772	31 -	1:26.539	41 -	1:26.685
2 -	1:28.858	12 -	1:31.843	22 -	1:28.012	32 -	1:25.828		
3 -	1:27.237	13 -	1:28.591	23 -	1:27.422	33 -	1:25.519		
4 -	1:26.339	14 -	1:29.568	24 -	1:26.353	34 -	1:25.884		
5 -	1:25.676	15 -	1:31.247	25 -	1:25.990	35 -	1:26.285		
6 -	1:26.933	16 -	1:32.571	26 -	1:27.313	36 -	1:25.769		
7 -	1:26.830	17 -	1:32.973	27 -	1:26.668	37 -	1:26.449		
8 -	1:26.618	18 -	1:31.143	28 -	1:25.614	38 -	<b>1:25.110</b>		
9 -	1:26.761	19 -	1:28.663	29 -	1:25.931	39 -	1:25.929		
10 -	1:26.855	20 -	1:32.657P	30 -	1:25.867	40 -	1:26.620		

\*\* CAR 2 transponder not working reliably - Regulation Q.12.2.1 refers  
Weather/Track: Bright/Dry



# Masters Pre-'66 Touring Cars

## RACE 15 - LAP ANALYSIS - Donington Park - 3/4/5 May 2014

(contd.)

<b>25</b>	<b>Crewes</b>	Austin Mini Cooper S			
1 - 1:42.631 2 - <b>1:41.462</b> 3 - 1:52.199P 4 - 4:14.247 5 - 2:02.543P					
<b>26</b>	<b>Swift/Maydon</b>	Austin Mini Cooper S			
1 - 1:35.478    11 - 1:27.942    21 - 1:32.184P    31 - 1:31.524 2 - 1:28.980    12 - 1:28.020    22 - 2:51.601    32 - 1:32.126 3 - 1:30.209    13 - 1:31.240    23 - 1:33.627    33 - 1:31.691 4 - <b>1:27.259</b> 14 - 1:30.237    24 - 1:31.749    34 - 1:31.160 5 - 1:28.739    15 - 1:30.723    25 - 1:30.634    35 - 1:32.089 6 - 1:30.206    16 - 1:30.253    26 - 1:30.522    36 - 1:29.979 7 - 1:27.906    17 - 1:30.433    27 - 1:31.005    37 - 1:30.483 8 - 1:27.845    18 - 1:30.105    28 - 1:30.322    38 - 1:31.289 9 - 1:27.815    19 - 1:29.699    29 - 1:31.233    39 - 1:30.873 10 - 1:28.110    20 - 1:29.855    30 - 1:30.500    40 - 1:31.792					
<b>30</b>	<b>Inch</b>	Mini Mini Cooper S			
1 - 1:50.349    6 - 1:31.947    11 - 1:31.966 2 - 1:36.714    7 - <b>1:31.611</b> 12 - 1:33.248 3 - 1:35.250    8 - 1:32.748    13 - 1:47.812P 4 - 1:33.579    9 - 1:33.772 5 - 1:32.731    10 - 1:31.785					
<b>35</b>	<b>Brown/Hyett</b>	Ford Mustang			
1 - 1:26.920    11 - 1:25.807    21 - 1:30.243    31 - 1:29.936    41 - 1:28.682 2 - 1:24.720    12 - 1:27.633    22 - 1:29.776    32 - 1:27.496 3 - <b>1:24.508</b> 13 - 1:26.345    23 - 1:29.690    33 - 1:28.375 4 - 1:24.777    14 - 1:27.988    24 - 1:30.354    34 - 1:30.446 5 - 1:25.427    15 - 1:29.220    25 - 1:29.007    35 - 1:28.741 6 - 1:24.862    16 - 1:29.312    26 - 1:30.013    36 - 1:28.176 7 - 1:25.631    17 - 1:29.159    27 - 1:29.589    37 - 1:28.915 8 - 1:26.208    18 - 1:28.447    28 - 1:29.357    38 - 1:27.643 9 - 1:25.786    19 - 1:33.574P    29 - 1:28.778    39 - 1:28.556 10 - 1:27.098    20 - 2:56.383    30 - 1:27.592    40 - 1:30.009					
<b>37</b>	<b>Gardiner/Faulkner</b>	Ford Falcon			
1 - 1:26.283    6 - 1:27.825    11 - 1:27.146 2 - 1:24.556    7 - 1:26.945    12 - 1:26.203 3 - <b>1:23.599</b> 8 - 1:26.216    13 - 1:25.723 4 - 1:24.346    9 - 1:27.004    14 - 1:26.775 5 - 1:26.208    10 - 1:25.720					

\*\* CAR 2 transponder not working reliably - Regulation Q.12.2.1 refers  
Weather/Track: Bright/Dry

# Masters Pre-'66 Touring Cars

## RACE 15 - LAP ANALYSIS - Donington Park - 3/4/5 May 2014

(contd.)

<b>41</b>	<b>Mercer/Mercer</b>	<b>Ford Mustang</b>			
1 - 1:43.518	6 - 1:31.763				
2 - 1:37.170	7 - 1:41.404P				
3 - 1:34.446					
4 - <b>1:30.078</b>					
5 - 1:30.686					
<b>44</b>	<b>Bryant/Bryant</b>	<b>Dodge Dart</b>			
1 - 1:36.578	11 - 1:31.134	21 - 1:29.186	31 - 1:29.386		
2 - 1:33.657	12 - 1:32.721	22 - 1:29.669	32 - 1:30.726		
3 - 1:31.212	13 - 1:33.919	23 - 1:29.094	33 - 1:28.136		
4 - 1:31.000	14 - 1:34.523	24 - 1:28.237	34 - 1:28.363		
5 - 1:31.571	15 - 1:35.210	25 - 1:33.086	35 - 1:28.492		
6 - 1:31.189	16 - 1:34.258	26 - 1:31.888	36 - <b>1:27.778</b>		
7 - 1:30.542	17 - 1:41.000P	27 - 1:30.914	37 - 1:28.902		
8 - 1:32.539	18 - 2:56.941	28 - 1:29.577	38 - 1:29.669		
9 - 1:30.640	19 - 1:31.122	29 - 1:28.978	39 - 1:27.928		
10 - 1:30.845	20 - 1:29.855	30 - 1:30.393	40 - 1:28.503		
<b>45</b>	<b>Ketvel/Hancock</b>	<b>Alfa Romeo Giulia Ti</b>			
1 - 1:47.380	11 - 1:37.387	21 - 2:48.060	31 - 1:32.945		
2 - 1:37.976	12 - 1:39.647	22 - 1:32.649	32 - <b>1:31.600</b>		
3 - 1:35.362	13 - 1:39.527	23 - 1:32.838	33 - 1:33.910		
4 - 1:34.853	14 - 1:37.543	24 - 1:32.452	34 - 1:32.558		
5 - 1:36.113	15 - 1:40.624	25 - 1:34.835	35 - 1:32.253		
6 - 1:35.311	16 - 1:38.562	26 - 1:32.994	36 - 1:33.090		
7 - 1:35.643	17 - 1:36.686	27 - 1:32.346	37 - 1:32.996		
8 - 1:35.829	18 - 1:36.959	28 - 1:32.224	38 - 1:32.403		
9 - 1:35.437	19 - 1:38.675	29 - 1:33.874			
10 - 1:35.717	20 - 1:43.285P	30 - 1:34.125			
<b>47</b>	<b>Cox/Denham</b>	<b>Ford Lotus Cortina</b>			
1 - 1:44.061	6 - 1:33.081	11 - 1:32.139			
2 - 1:35.900	7 - 1:33.639	12 - 1:43.123P			
3 - 1:35.843	8 - 1:34.384				
4 - 1:33.433	9 - 1:34.199				
5 - 1:33.849	10 - <b>1:31.571</b>				

\*\* CAR 2 transponder not working reliably - Regulation Q.12.2.1 refers  
Weather/Track: Bright/Dry

# Masters Pre-'66 Touring Cars

## RACE 15 - LAP ANALYSIS - Donington Park - 3/4/5 May 2014

(contd.)

<b>48</b>	<b>Taft/James</b>	<b>BMW 1800 Ti</b>					
1 -	1:37.417	11 -	1:29.278	21 -	3:02.444	31 -	1:39.453
2 -	1:30.362	12 -	1:29.243	22 -	1:40.433	32 -	1:39.765
3 -	1:29.980	13 -	1:29.664	23 -	1:38.226	33 -	1:38.986
4 -	1:28.631	14 -	1:29.407	24 -	1:38.364	34 -	1:36.305
5 -	1:30.227	15 -	1:30.083	25 -	1:40.111	35 -	1:37.945
6 -	1:28.514	16 -	1:29.953	26 -	1:37.447	36 -	1:37.034
7 -	1:29.006	17 -	1:29.642	27 -	1:41.131	37 -	1:37.979
8 -	1:29.035	18 -	1:29.282	28 -	1:38.048	38 -	1:36.675
9 -	1:28.876	19 -	1:30.462	29 -	1:38.176	39 -	1:35.244
10 -	<b>1:28.413</b>	20 -	1:30.749P	30 -	1:37.784		
<b>51</b>	<b>King</b>	<b>Ford Mustang</b>					
1 -	1:38.068	6 -	1:30.380	11 -	X:00.000P	16 -	1:30.185
2 -	1:29.739	7 -	1:28.239	12 -	4:28.766	17 -	1:29.613
3 -	1:27.735	8 -	1:29.354	13 -	1:29.768	18 -	1:30.230
4 -	<b>1:27.648</b>	9 -	1:28.054	14 -	1:30.170	19 -	1:29.433
5 -	1:28.262	10 -	1:29.069	15 -	1:29.057	20 -	1:30.335
				21 -	1:28.619	26 -	1:30.614
				22 -	1:27.958	27 -	1:29.454
				23 -	1:49.534	28 -	1:28.638
				24 -	1:28.668	29 -	1:28.711
				25 -	1:29.443	30 -	1:30.441
<b>57</b>	<b>Ward</b>	<b>Austin Mini Cooper S</b>					
1 -	1:44.863	11 -	1:32.117	21 -	2:54.795	31 -	1:32.195
2 -	1:36.514	12 -	1:33.461	22 -	1:32.639	32 -	1:32.450
3 -	1:35.479	13 -	1:34.454	23 -	1:32.620	33 -	1:32.837
4 -	1:33.909	14 -	1:38.410	24 -	1:33.272	34 -	1:32.446
5 -	1:33.188	15 -	1:34.590	25 -	1:32.218	35 -	1:32.788
6 -	1:33.245	16 -	1:33.578	26 -	1:32.158	36 -	1:32.919
7 -	1:33.442	17 -	1:35.122	27 -	1:32.129	37 -	1:35.645
8 -	1:34.807	18 -	1:35.987	28 -	1:33.275	38 -	1:34.472
9 -	1:33.564	19 -	1:32.970	29 -	1:33.060	39 -	<b>1:31.749</b>
10 -	1:31.884	20 -	1:37.295P	30 -	1:31.930		
<b>59</b>	<b>Beebee/Beebee</b>	<b>Austin Mini Cooper S</b>					
1 -	1:34.554	11 -	1:28.357	21 -	1:32.148P	31 -	1:29.889
2 -	1:28.491	12 -	1:28.229	22 -	2:50.868	32 -	1:30.958
3 -	1:28.787	13 -	1:28.772	23 -	1:31.777	33 -	1:30.820
4 -	1:27.845	14 -	1:30.184	24 -	1:29.804	34 -	1:31.034
5 -	1:28.593	15 -	1:30.921	25 -	1:29.407	35 -	1:30.388
6 -	<b>1:27.753</b>	16 -	1:31.901	26 -	1:29.540	36 -	1:31.008
7 -	1:28.361	17 -	1:29.978	27 -	1:30.650	37 -	1:30.195
8 -	1:27.898	18 -	1:29.238	28 -	1:29.507	38 -	1:29.446
9 -	1:28.067	19 -	1:28.881	29 -	1:29.364	39 -	1:31.449
10 -	1:28.811	20 -	1:28.526	30 -	1:31.116	40 -	1:30.129

\*\* CAR 2 transponder not working reliably - Regulation Q.12.2.1 refers  
Weather/Track: Bright/Dry

## Masters Pre-'66 Touring Cars

### RACE 15 - LAP ANALYSIS - Donington Park - 3/4/5 May 2014

(contd.)

<b>62</b>	<b>Avill/Winrow</b>	Ford Lotus Cortina			
1 - 1:30.689	6 - 1:31.464	11 - 1:28.623			
2 - 1:31.895	7 - 1:29.069	12 - <b>1:27.681</b>			
3 - 1:28.360	8 - 1:28.951	13 - 1:35.721P			
4 - 1:28.253	9 - 1:28.419				
5 - 1:31.094	10 - 1:28.282				
<b>63</b>	<b>Cawthorn</b>	Ford Lotus Cortina			
1 - 1:40.451	11 - 1:31.326	21 - 1:31.835	31 - 1:30.104		
2 - 1:30.789	12 - 1:30.961	22 - 1:31.517	32 - 1:31.347		
3 - 1:30.044	13 - <b>1:29.889</b>	23 - 1:31.319	33 - 1:31.204		
4 - 1:30.140	14 - 1:31.933	24 - 1:30.397	34 - 1:31.080		
5 - 1:31.052	15 - 1:32.852	25 - 1:30.750	35 - 1:30.508		
6 - 1:31.177	16 - 1:31.532	26 - 1:31.323	36 - 1:32.572		
7 - 1:31.525	17 - 1:30.946	27 - 1:30.414	37 - 1:31.263		
8 - 1:32.222	18 - 1:39.179P	28 - 1:31.069	38 - 1:31.250		
9 - 1:30.211	19 - 2:58.676	29 - 1:29.983	39 - 1:32.920		
10 - 1:30.692	20 - 1:32.617	30 - 1:33.684	40 - 1:33.550		
<b>64</b>	<b>McInerney</b>	BMW 1800Ti			
1 - 1:30.899	11 - 1:27.966	21 - 1:29.417	31 - 1:28.807	41 - 1:29.560	
2 - 1:28.029	12 - 1:28.410	22 - 1:28.509	32 - 1:28.033		
3 - 1:27.920	13 - 1:29.561	23 - 1:28.299	33 - 1:27.727		
4 - 1:27.740	14 - 1:29.418	24 - 1:28.174	34 - 1:28.365		
5 - <b>1:27.112</b>	15 - 1:29.669	25 - 1:28.291	35 - 1:27.914		
6 - 1:27.821	16 - 1:29.531	26 - 1:28.887	36 - 1:28.241		
7 - 1:29.940	17 - 1:31.261	27 - 1:29.080	37 - 1:29.461		
8 - 1:28.345	18 - 1:29.554	28 - 1:28.742	38 - 1:28.811		
9 - 1:28.084	19 - 1:32.551P	29 - 1:29.071	39 - 1:28.067		
10 - 1:27.592	20 - 2:46.100	30 - 1:28.688	40 - 1:28.192		
<b>66</b>	<b>Strommen/Lund</b>	Ford Ford Lotus Cortina			
1 - 1:42.817	11 - 1:30.437	21 - 2:46.975	31 - 1:32.248		
2 - 1:32.796	12 - 1:30.808	22 - 1:31.756	32 - 1:33.199		
3 - 1:30.325	13 - 1:31.030	23 - 1:32.751	33 - 1:31.966		
4 - 1:30.140	14 - 1:31.788	24 - 1:32.482	34 - 1:32.087		
5 - 1:30.030	15 - 1:32.199	25 - 1:32.462	35 - 1:31.903		
6 - <b>1:29.754</b>	16 - 1:31.052	26 - 1:32.774	36 - 1:32.375		
7 - 1:30.223	17 - 1:30.948	27 - 1:32.438	37 - 1:30.894		
8 - 1:30.450	18 - 1:31.800	28 - 1:31.741	38 - 1:32.296		
9 - 1:31.259	19 - 1:31.612	29 - 1:32.002	39 - 1:32.133		
10 - 1:30.801	20 - 1:38.651P	30 - 1:33.624	40 - 1:32.259		

\*\* CAR 2 transponder not working reliably - Regulation Q.12.2.1 refers  
Weather/Track: Bright/Dry

# Masters Pre-'66 Touring Cars

## RACE 15 - LAP ANALYSIS - Donington Park - 3/4/5 May 2014

(contd.)

<b>73</b>	<b>Clarkson/Smithies</b>	Ford Falcon					
1 -	1:35.770	6 -	1:27.835	11 -	1:28.036		
2 -	1:28.151	7 -	1:27.658	12 -	1:27.630		
3 -	1:29.545	8 -	1:27.558	13 -	1:29.071		
4 -	<b>1:26.733</b>	9 -	1:27.652	14 -	1:29.566		
5 -	1:30.178	10 -	1:27.939	15 -	1:42.234P		
<b>76</b>	<b>Ostbrathen/Steen Thorbjornsen</b>	Ford Lotus Cortina					
1 -	1:49.907	6 -	1:42.538	11 -	1:39.760	16 -	1:41.492
2 -	<b>1:36.750</b>	7 -	1:39.755	12 -	1:40.032	17 -	1:40.385
3 -	2:03.722	8 -	1:39.898	13 -	1:41.668	18 -	1:47.192P
4 -	1:39.784	9 -	1:38.674	14 -	1:42.508	19 -	3:18.358
5 -	1:39.277	10 -	1:40.453	15 -	1:41.924	20 -	1:44.132
						21 -	1:42.474
						22 -	1:41.657
						23 -	1:41.945
						24 -	1:42.409
						25 -	1:43.616
						26 -	1:42.811
						27 -	1:40.656
						28 -	1:40.771
						29 -	1:41.164
						30 -	1:44.098
						31 -	1:41.376
						32 -	1:42.532
						33 -	1:52.642
						34 -	1:43.507
						35 -	1:42.212
<b>79</b>	<b>Martin/Stretton</b>	Ford Lotus Cortina					
1 -	1:47.394	11 -	1:31.505	21 -	1:29.161	31 -	<b>1:27.680</b>
2 -	1:34.318	12 -	1:32.084	22 -	1:28.361	32 -	1:28.782
3 -	1:34.628	13 -	1:36.318	23 -	1:28.202	33 -	1:29.349
4 -	1:33.636	14 -	1:33.471	24 -	1:29.324	34 -	1:29.534
5 -	1:33.443	15 -	1:37.067P	25 -	1:28.187	35 -	1:28.640
6 -	1:33.126	16 -	2:49.161	26 -	1:30.046	36 -	1:28.306
7 -	1:33.551	17 -	1:30.229	27 -	1:29.960	37 -	1:30.175
8 -	1:33.012	18 -	1:30.699	28 -	1:29.002	38 -	1:28.843
9 -	1:32.662	19 -	1:29.066	29 -	1:27.917	39 -	1:29.732
10 -	1:32.964	20 -	1:29.522	30 -	1:29.587	40 -	1:30.063
<b>83</b>	<b>Steele/Buxton</b>	Ford Galaxie					
1 -	1:40.206	11 -	1:29.254	21 -	1:37.502	31 -	1:34.131
2 -	1:30.307	12 -	1:29.464	22 -	1:38.092	32 -	1:33.609
3 -	1:28.621	13 -	1:30.816	23 -	1:36.596	33 -	1:35.430
4 -	<b>1:27.856</b>	14 -	1:56.364	24 -	1:36.855	34 -	1:34.332
5 -	1:28.485	15 -	1:31.851	25 -	1:35.861	35 -	1:36.218
6 -	1:28.697	16 -	1:32.319	26 -	1:35.747	36 -	1:33.798
7 -	1:28.801	17 -	1:32.886	27 -	1:34.426	37 -	1:32.517
8 -	1:29.279	18 -	1:38.147P	28 -	1:34.668	38 -	1:32.092
9 -	1:29.101	19 -	3:13.348	29 -	1:39.245	39 -	1:32.242
10 -	1:28.411	20 -	1:37.489	30 -	1:33.758		

\*\* CAR 2 transponder not working reliably - Regulation Q.12.2.1 refers  
Weather/Track: Bright/Dry

# Masters Pre-'66 Touring Cars

## RACE 15 - LAP ANALYSIS - Donington Park - 3/4/5 May 2014

(contd.)

<b>85</b>	Ashworth/Ashworth					Ford Mustang					
1 -	1:36.690	11 -	1:27.975	21 -	1:35.234P	31 -	1:29.301				
2 -	1:28.850	12 -	1:28.662	22 -	2:56.995	32 -	1:30.316				
3 -	1:28.441	13 -	1:30.330	23 -	1:30.358	33 -	1:29.704				
4 -	<b>1:27.211</b>	14 -	1:30.894	24 -	1:30.272	34 -	1:29.545				
5 -	1:29.519	15 -	1:30.342	25 -	1:29.718	35 -	1:29.256				
6 -	1:29.349	16 -	1:30.934	26 -	1:29.123	36 -	1:29.546				
7 -	1:28.236	17 -	1:32.071	27 -	1:30.019	37 -	1:31.342				
8 -	1:29.749	18 -	1:29.473	28 -	1:29.390	38 -	1:30.334				
9 -	1:28.997	19 -	1:29.680	29 -	1:28.736	39 -	1:29.815				
10 -	1:28.577	20 -	1:29.628	30 -	1:29.776	40 -	1:30.522				
<b>92</b>	Jones					Morris Mini Cooper S					
1 -	1:43.012	11 -	1:31.031	21 -	1:32.707	31 -	1:31.577				
2 -	1:33.468	12 -	1:31.800	22 -	1:31.341	32 -	1:31.197				
3 -	1:30.375	13 -	1:32.310	23 -	1:31.430	33 -	1:30.744				
4 -	1:30.423	14 -	1:32.787	24 -	1:31.393	34 -	1:30.610				
5 -	1:30.278	15 -	1:32.002	25 -	1:32.890	35 -	1:32.649				
6 -	1:30.377	16 -	1:32.469	26 -	1:34.097	36 -	1:33.299				
7 -	1:30.515	17 -	1:31.461	27 -	1:31.316	37 -	1:31.125				
8 -	1:30.438	18 -	1:37.972P	28 -	<b>1:30.249</b>	38 -	1:32.998				
9 -	1:31.494	19 -	2:53.191	29 -	1:32.057	39 -	1:31.447				
10 -	1:30.769	20 -	1:32.785	30 -	1:30.882						
<b>113</b>	Wilson/Hales					Ford Lotus Cortina					
1 -	1:31.890	6 -	1:27.206	11 -	1:27.915	16 -	1:33.288	21 -	1:28.155	26 -	1:30.453
2 -	1:28.824	7 -	1:29.493	12 -	1:29.001	17 -	1:30.011	22 -	1:27.887	27 -	1:38.615P
3 -	1:27.906	8 -	1:28.478	13 -	1:31.501	18 -	1:34.588P	23 -	1:29.347		
4 -	1:27.088	9 -	1:29.739	14 -	1:31.011	19 -	2:52.943	24 -	1:28.673		
5 -	<b>1:26.734</b>	10 -	1:27.595	15 -	1:30.935	20 -	1:27.450	25 -	1:29.371		

\*\* CAR 2 transponder not working reliably - Regulation Q.12.2.1 refers  
Weather/Track: Bright/Dry

# Masters Pre-'66 Touring Cars

## RACE 15 - LAP CHART - Donington Park - 3/4/5 May 2014

Lap 1			Lap 2			Lap 3			Lap 4			Lap 5		
No	Behind	Laptime	No	Behind	Laptime	No	Behind	Laptime	No	Behind	Laptime	No	Behind	Laptime
1		1:25.017	1		1:24.102	1		1:23.746	1		1:23.940	1		1:23.511
37	1.266	1:26.283	37	1.720	1:24.556	37	1.573	1:23.599	37	1.979	1:24.346	37	4.676	1:26.208
35	1.903	1:26.920	35	2.521	1:24.720	35	3.283	1:24.508	35	4.120	1:24.777	35	6.036	1:25.427
6	2.216	1:27.233	64	9.809	1:28.029	2	13.589	1:26.676	2	16.007	1:26.358	76	1 LAP	1:39.784
2	3.777	1:28.794	2	10.659	1:30.984	64	13.983	1:27.920	64	17.783	1:27.740	2	18.897	1:26.401
62	5.672	1:30.689	113	11.595	1:28.824	22	15.397	1:27.237	22	17.796	1:26.339	22	19.961	1:25.676
64	5.882	1:30.899	22	11.906	1:28.858	113	15.755	1:27.906	12	1 LAP	2:24.523P	64	21.384	1:27.112
113	6.873	1:31.890	16	12.544	1:28.193	11	17.498	1:27.823	113	18.903	1:27.088	113	22.126	1:26.734
22	7.150	1:32.167	11	13.421	1:28.655	62	18.079	1:28.360	62	22.392	1:28.253	16	25.753	1:26.836
16	8.453	1:33.470	62	13.465	1:31.895	16	18.932	1:30.134	16	22.428	1:27.436	59	27.954	1:28.593
11	8.868	1:33.885	59	13.926	1:28.491	59	18.967	1:28.787	11	22.454	1:28.896	11	28.882	1:29.939
59	9.537	1:34.554	73	14.802	1:28.151	73	20.601	1:29.545	59	22.872	1:27.845	62	29.975	1:31.094
26	10.461	1:35.478	26	15.339	1:28.980	85	21.116	1:28.441	73	23.394	1:26.733	73	30.061	1:30.178
73	10.753	1:35.770	85	16.421	1:28.850	26	21.802	1:30.209	85	24.387	1:27.211	26	30.349	1:28.739
44	11.561	1:36.578	48	18.660	1:30.362	51	22.677	1:27.735	26	25.121	1:27.259	85	30.395	1:29.519
85	11.673	1:36.690	51	18.688	1:29.739	48	24.894	1:29.980	51	26.385	1:27.648	51	31.136	1:28.262
48	12.400	1:37.417	4	20.368	1:29.960	83	26.269	1:28.621	48	29.585	1:28.631	83	35.159	1:28.485
51	13.051	1:38.068	44	21.116	1:33.657	4	27.216	1:30.594	83	30.185	1:27.856	48	36.301	1:30.227
4	14.510	1:39.527	83	21.394	1:30.307	63	28.419	1:30.044	4	32.004	1:28.728	4	37.215	1:28.722
83	15.189	1:40.206	63	22.121	1:30.789	44	28.582	1:31.212	63	34.619	1:30.140	63	42.160	1:31.052
63	15.434	1:40.451	66	26.494	1:32.796	66	33.073	1:30.325	44	35.642	1:31.000	44	43.702	1:31.571
12	16.299	1:41.316	92	27.361	1:33.468	92	33.990	1:30.375	66	39.273	1:30.140	66	45.792	1:30.030
25	17.614	1:42.631	47	30.842	1:35.900	41	42.269	1:34.446	92	40.473	1:30.423	92	47.240	1:30.278
66	17.800	1:42.817	41	31.569	1:37.170	47	42.939	1:35.843	41	48.407	1:30.078	41	55.582	1:30.686
92	17.995	1:43.012	57	32.258	1:36.514	79	43.475	1:34.628	47	52.432	1:33.433	47	1:02.770	1:33.849
41	18.501	1:43.518	79	32.593	1:34.318	57	43.991	1:35.479	79	53.171	1:33.636	79	1:03.103	1:33.443
47	19.044	1:44.061	25	34.974	1:41.462	45	47.853	1:35.362	57	53.960	1:33.909	57	1:03.637	1:33.188
57	19.846	1:44.863	45	36.237	1:37.976	30	49.448	1:35.250	45	58.766	1:34.853	30	1:08.307	1:32.731
45	22.363	1:47.380	76	37.538	1:36.750	25	1:03.427	1:52.199P	30	59.087	1:33.579	45	1:11.368	1:36.113
79	22.377	1:47.394	30	37.944	1:36.714	76	1:17.514	2:03.722						
76	24.890	1:49.907	12	42.702	1:50.505P									
30	25.332	1:50.349												

\*\* CAR 2 transponder not working reliably - Regulation Q.12.2.1 refers  
Weather/Track: Bright/Dry

Donington Park  
Circuit Length = 1.9790 miles.  
Start: 13:10 End: 14:11

# Masters Pre-'66 Touring Cars

## RACE 15 - LAP CHART - Donington Park - 3/4/5 May 2014

(contd.)

Lap 6			Lap 7			Lap 8			Lap 9			Lap 10		
No	Behind	Laptime	No	Behind	Laptime	No	Behind	Laptime	No	Behind	Laptime	No	Behind	Laptime
1		1:24.548	1		1:24.009	1		1:24.154	1		1:24.923	1		1:24.728
35	6.350	1:24.862	35	7.972	1:25.631	45	1 LAP	1:35.643	79	1 LAP	1:33.012	79	1 LAP	1:32.662
37	7.953	1:27.825	37	10.889	1:26.945	35	10.026	1:26.208	47	1 LAP	1:34.384	35	13.259	1:27.098
2	21.383	1:27.034	2	23.761	1:26.387	37	12.951	1:26.216	30	1 LAP	1:32.748	47	1 LAP	1:34.199
22	22.346	1:26.933	22	25.167	1:26.830	25	3 LAPS	2:02.543P	57	1 LAP	1:34.807	37	16.024	1:25.720
76	1 LAP	1:39.277	113	30.268	1:29.493	2	26.466	1:26.859	35	10.889	1:25.786	30	1 LAP	1:33.772
64	24.657	1:27.821	64	30.588	1:29.940	22	27.631	1:26.618	37	15.032	1:27.004	57	1 LAP	1:33.564
113	24.784	1:27.206	16	30.876	1:26.908	113	34.592	1:28.478	45	1 LAP	1:35.829	2	30.865	1:26.831
16	27.977	1:26.772	59	35.511	1:28.361	64	34.779	1:28.345	2	28.762	1:27.219	45	1 LAP	1:35.437
59	31.159	1:27.753	73	36.997	1:27.658	16	35.232	1:28.510	22	29.469	1:26.761	22	31.596	1:26.855
11	32.997	1:28.663	85	39.423	1:28.236	59	39.255	1:27.898	64	37.940	1:28.084	64	40.804	1:27.592
73	33.348	1:27.835	26	39.904	1:27.906	73	40.401	1:27.558	16	38.979	1:28.670	16	41.340	1:27.089
85	35.196	1:29.349	11	40.649	1:31.661	26	43.595	1:27.845	113	39.408	1:29.739	113	42.275	1:27.595
26	36.007	1:30.206	51	41.198	1:28.239	85	45.018	1:29.749	59	42.399	1:28.067	73	46.341	1:27.939
62	36.891	1:31.464	62	41.951	1:29.069	51	46.398	1:29.354	73	43.130	1:27.652	59	46.482	1:28.811
51	36.968	1:30.380	76	1 LAP	1:42.538	62	46.748	1:28.951	26	46.487	1:27.815	26	49.869	1:28.110
83	39.308	1:28.697	83	44.100	1:28.801	11	46.792	1:30.297	85	49.092	1:28.997	85	52.941	1:28.577
48	40.267	1:28.514	48	45.264	1:29.006	83	49.225	1:29.279	51	49.529	1:28.054	62	53.798	1:28.282
4	41.467	1:28.800	4	46.479	1:29.021	48	50.145	1:29.035	62	50.244	1:28.419	51	53.870	1:29.069
63	48.789	1:31.177	63	56.305	1:31.525	4	52.286	1:29.961	11	51.836	1:29.967	11	56.487	1:29.379
44	50.343	1:31.189	44	56.876	1:30.542	76	1 LAP	1:39.755	83	53.403	1:29.101	83	57.086	1:28.411
66	50.998	1:29.754	66	57.212	1:30.223	66	1:03.508	1:30.450	48	54.098	1:28.876	48	57.783	1:28.413
92	53.069	1:30.377	92	59.575	1:30.515	63	1:04.373	1:32.222	4	56.949	1:29.586	4	1:02.044	1:29.823
41	1:02.797	1:31.763	41	1:20.192	1:41.404P	44	1:05.261	1:32.539	63	1:09.661	1:30.211	63	1:15.625	1:30.692
25	2 LAPS	4:14.247	47	1:20.933	1:33.639	92	1:05.859	1:30.438	66	1:09.844	1:31.259	66	1:15.917	1:30.801
47	1:11.303	1:33.081	79	1:21.223	1:33.551				44	1:10.978	1:30.640	44	1:17.095	1:30.845
79	1:11.681	1:33.126	57	1:21.767	1:33.442				92	1:12.430	1:31.494	92	1:18.471	1:30.769
57	1:12.334	1:33.245	30	1:23.308	1:31.611				76	1 LAP	1:39.898			
30	1:15.706	1:31.947												
45	1:22.131	1:35.311												

\*\* CAR 2 transponder not working reliably - Regulation Q.12.2.1 refers  
Weather/Track: Bright/Dry



# Masters Pre-'66 Touring Cars

## RACE 15 - LAP CHART - Donington Park - 3/4/5 May 2014

(contd.)

Lap 11			Lap 12			Lap 13			Lap 14			Lap 15		
No	Behind	Laptime	No	Behind	Laptime	No	Behind	Laptime	No	Behind	Laptime	No	Behind	Laptime
1		1:24.364	1		1:25.348	1		1:25.103	1		1:26.175	1		1:28.345
76	2 LAPS	1:38.674	35	16.987	1:27.633	66	1 LAP	1:30.808	63	1 LAP	1:29.889	4	1 LAP	1:38.971
35	14.702	1:25.807	76	2 LAPS	1:40.453	63	1 LAP	1:30.961	66	1 LAP	1:31.030	63	1 LAP	1:31.933
37	18.806	1:27.146	37	19.661	1:26.203	44	1 LAP	1:32.721	92	1 LAP	1:32.310	66	1 LAP	1:31.788
79	1 LAP	1:32.964	79	1 LAP	1:31.505	92	1 LAP	1:31.800	44	1 LAP	1:33.919	83	1 LAP	1:56.364
47	1 LAP	1:31.571	47	1 LAP	1:32.139	35	18.229	1:26.345	35	20.042	1:27.988	92	1 LAP	1:32.787
30	1 LAP	1:31.785	30	1 LAP	1:31.966	37	20.281	1:25.723	37	20.881	1:26.775	44	1 LAP	1:34.523
57	1 LAP	1:31.884	57	1 LAP	1:32.117	76	2 LAPS	1:39.760	79	1 LAP	1:36.318	35	20.917	1:29.220
2	35.629	1:29.128	2	41.336	1:31.055	79	1 LAP	1:32.084	76	2 LAPS	1:40.032	79	1 LAP	1:33.471
22	35.879	1:28.647	22	42.374	1:31.843	30	1 LAP	1:33.248	57	1 LAP	1:34.454	2	51.678	1:31.612
45	1 LAP	1:35.717	64	47.468	1:28.410	57	1 LAP	1:33.461	2	48.411	1:29.234	22	52.157	1:31.247
64	44.406	1:27.966	16	48.162	1:28.632	2	45.352	1:29.119	22	49.255	1:29.568	64	56.493	1:29.669
16	44.878	1:27.902	113	49.479	1:29.001	22	45.862	1:28.591	64	55.169	1:29.418	57	1 LAP	1:38.410
113	45.826	1:27.915	73	52.295	1:27.630	47	1 LAP	1:43.123P	16	55.820	1:29.900	16	57.362	1:29.887
73	50.013	1:28.036	59	53.356	1:28.229	64	51.926	1:29.561	30	1 LAP	1:47.812P	76	2 LAPS	1:41.668
59	50.475	1:28.357	45	1 LAP	1:37.387	16	52.095	1:29.036	73	59.654	1:29.566	113	1:03.303	1:30.935
26	53.447	1:27.942	26	56.119	1:28.020	113	55.877	1:31.501	113	1:00.713	1:31.011	59	1:03.610	1:30.921
85	56.552	1:27.975	85	59.866	1:28.662	73	56.263	1:29.071	59	1:01.034	1:30.184	26	1:08.696	1:30.723
62	58.057	1:28.623	62	1:00.390	1:27.681	59	57.025	1:28.772	26	1:06.318	1:30.237	85	1:11.809	1:30.342
83	1:01.976	1:29.254	83	1:06.092	1:29.464	26	1:02.256	1:31.240	85	1:09.812	1:30.894	73	1:13.543	1:42.234P
48	1:02.697	1:29.278	48	1:06.592	1:29.243	85	1:05.093	1:30.330	48	1:14.385	1:29.407	48	1:16.123	1:30.083
11	1:03.200	1:31.077	11	1:06.957	1:29.105	45	1 LAP	1:39.647	11	1:19.450	1:32.500	11	1:21.724	1:30.619
4	1:07.601	1:29.921	4	1:12.526	1:30.273	62	1:11.008	1:35.721P	45	1 LAP	1:39.527			
66	1:21.990	1:30.437				48	1:11.153	1:29.664						
63	1:22.587	1:31.326				83	1:11.805	1:30.816						
44	1:23.865	1:31.134				11	1:13.125	1:31.271						
92	1:25.138	1:31.031				4	1:18.097	1:30.674						

\*\* CAR 2 transponder not working reliably - Regulation Q.12.2.1 refers  
Weather/Track: Bright/Dry

# Masters Pre-'66 Touring Cars

## RACE 15 - LAP CHART - Donington Park - 3/4/5 May 2014

(contd.)

Lap 16			Lap 17			Lap 18			Lap 19			Lap 20		
No	Behind	Laptime	No	Behind	Laptime	No	Behind	Laptime	No	Behind	Laptime	No	Behind	Laptime
1		1:27.303	1		1:27.487	1		1:32.994P	35		1:33.574P	16		1:28.647
45	2 LAPS	1:37.543	4	1 LAP	1:31.764	4	1 LAP	1:31.687	63	1 LAP	1:39.179P	22	2.308	1:32.657P
4	1 LAP	1:31.869	45	2 LAPS	1:40.624	66	1 LAP	1:30.948	45	2 LAPS	1:36.686	2	1 LAP	2:56.179
66	1 LAP	1:32.199	66	1 LAP	1:31.052	63	1 LAP	1:30.946	83	1 LAP	1:38.147P	59	4.278	1:28.526
63	1 LAP	1:32.852	63	1 LAP	1:31.532	35	20.051	1:28.447	92	1 LAP	1:37.972P	113	1 LAP	2:52.943
83	1 LAP	1:31.851	83	1 LAP	1:32.319	51	7 LAPS	1:05.500P	79	2 LAPS	1:30.229	1	10.445	1:25.744
92	1 LAP	1:32.002	35	24.598	1:29.159	83	1 LAP	1:32.886	22	36.098	1:28.663	26	11.185	1:29.855
35	22.926	1:29.312	92	1 LAP	1:32.469	45	2 LAPS	1:38.562	64	37.981	1:32.551P	85	15.739	1:29.628
44	1 LAP	1:35.210	44	1 LAP	1:34.258	92	1 LAP	1:31.461	16	37.800	1:29.958	48	18.355	1:30.749P
2	57.208	1:32.833	2	1:01.992	1:32.271	44	1 LAP	1:41.000P	59	42.199	1:28.881	11	1 LAP	2:45.475
22	57.425	1:32.571	64	1:02.495	1:31.261	79	2 LAPS	2:49.161	26	47.777	1:29.699	57	1 LAP	1:32.970
64	58.721	1:29.531	22	1:02.911	1:32.973	64	59.055	1:29.554	1	51.148	2:44.773	35	49.936	2:56.383
79	1 LAP	1:37.067P	16	1:03.140	1:31.085	22	1:01.060	1:31.143	85	52.558	1:29.680	51	8 LAPS	4:28.766
16	59.542	1:29.483	57	1 LAP	1:33.578	16	1:01.467	1:31.321	48	54.053	1:30.462	63	1 LAP	2:58.676
57	1 LAP	1:34.590	59	1:10.699	1:29.978	59	1:06.943	1:29.238	57	1 LAP	1:35.987	92	1 LAP	2:53.191
59	1:08.208	1:31.901	113	1:11.812	1:30.011	2	1:07.569	1:38.571P	4	1:22.943	1:35.799P	66	59.051	1:38.651P
113	1:09.288	1:33.288	26	1:14.592	1:30.433	26	1:11.703	1:30.105	76	2 LAPS	1:40.385	76	2 LAPS	1:47.192P
26	1:11.646	1:30.253	85	1:20.024	1:32.071	113	1:13.406	1:34.588P	66	1:26.847	1:31.612	44	1 LAP	1:31.122
76	2 LAPS	1:42.508	48	1:20.928	1:29.642	57	1 LAP	1:35.122	45	1 LAP	1:36.959	83	1 LAP	3:13.348
85	1:15.440	1:30.934	76	2 LAPS	1:41.924	85	1:16.503	1:29.473	44	1 LAP	2:56.941	45	1 LAP	1:38.675
48	1:18.773	1:29.953	11	1:29.847	1:31.528	48	1:17.216	1:29.282	79	1 LAP	1:30.699	64	1:17.634	2:46.100
11	1:25.806	1:31.385				11	1:32.996	1:36.143P				79	1 LAP	1:29.066
						76	2 LAPS	1:41.492				2	1:31.337	1:27.661
						4	1:40.769	1:30.685						
						66	1:48.860	1:31.800						

\*\* CAR 2 transponder not working reliably - Regulation Q.12.2.1 refers  
Weather/Track: Bright/Dry

Donington Park  
Circuit Length = 1.9790 miles.  
Start: 13:10 End: 14:11

# Masters Pre-'66 Touring Cars

## RACE 15 - LAP CHART - Donington Park - 3/4/5 May 2014

(contd.)

Lap 21			Lap 22			Lap 23			Lap 24			Lap 25		
No	Behind	Laptime	No	Behind	Laptime	No	Behind	Laptime	No	Behind	Laptime	No	Behind	Laptime
16		1:32.883P	1		1:25.011	1		1:26.210	1		1:26.352	1		1:25.398
113	1 LAP	1:27.450	113	1 LAP	1:28.155	59	1 LAP	2:50.868	2	1 LAP	1:28.985	45	3 LAPS	1:32.649
59	3.543	1:32.148P	11	1 LAP	1:30.953	83	2 LAPS	1:37.502	59	1 LAP	1:31.777	2	1 LAP	1:29.065
1	2.968	1:25.406	48	1 LAP	3:02.444	2	1 LAP	1:29.781	113	1 LAP	1:29.347	113	1 LAP	1:28.673
26	10.486	1:32.184P	66	1 LAP	2:46.975	113	1 LAP	1:27.887	83	2 LAPS	1:38.092	59	1 LAP	1:29.804
11	1 LAP	1:30.059	35	49.093	1:29.776	26	1 LAP	2:51.601	76	4 LAPS	1:44.132	26	1 LAP	1:31.749
85	18.090	1:35.234P	51	8 LAPS	1:30.170	85	1 LAP	2:56.995	26	1 LAP	1:33.627	83	2 LAPS	1:36.596
57	1 LAP	1:37.295P	4	1 LAP	1:32.706	11	1 LAP	1:30.533	85	1 LAP	1:30.358	85	1 LAP	1:30.272
35	47.296	1:30.243	63	1 LAP	1:31.835	57	2 LAPS	2:54.795	11	1 LAP	1:30.144	11	1 LAP	1:30.487
51	8 LAPS	1:29.768	92	1 LAP	1:32.707	48	1 LAP	1:40.433	57	2 LAPS	1:32.639	76	4 LAPS	1:42.474
4	1 LAP	3:10.031	44	1 LAP	1:29.186	66	1 LAP	1:31.756	48	1 LAP	1:38.226	57	2 LAPS	1:32.620
63	1 LAP	1:32.617	64	1:14.698	1:28.509	35	52.573	1:29.690	35	56.575	1:30.354	48	1 LAP	1:38.364
92	1 LAP	1:32.785	79	1 LAP	1:29.161	51	8 LAPS	1:29.057	51	8 LAPS	1:30.185	35	1:00.184	1:29.007
44	1 LAP	1:29.855	16	1:17.585	2:45.564	63	1 LAP	1:31.517	66	1 LAP	1:32.751	51	8 LAPS	1:29.613
64	1:14.168	1:29.417	22	1:19.230	1:28.012	4	1 LAP	1:33.126	63	1 LAP	1:31.319	66	1 LAP	1:32.482
79	1 LAP	1:29.522	76	3 LAPS	3:18.358	92	1 LAP	1:31.341	4	1 LAP	1:31.993	63	1 LAP	1:30.397
83	1 LAP	1:37.489				44	1 LAP	1:29.669	92	1 LAP	1:31.430	92	1 LAP	1:31.393
22	1:19.197	2:49.772				64	1:16.787	1:28.299	44	1 LAP	1:29.094	4	1 LAP	1:31.858
45	1 LAP	1:43.285P				79	1 LAP	1:28.361	64	1:18.609	1:28.174	44	1 LAP	1:28.237
2	1:26.701	1:28.247				45	2 LAPS	2:48.060	79	1 LAP	1:28.202	22	1:21.035	1:25.990
						22	1:20.442	1:27.422	22	1:20.443	1:26.353	64	1:21.502	1:28.291
						16	1:20.948	1:29.573	16	1:22.020	1:27.424	16	1:24.081	1:27.459
												79	1 LAP	1:29.324

\*\* CAR 2 transponder not working reliably - Regulation Q.12.2.1 refers  
Weather/Track: Bright/Dry

# Masters Pre-'66 Touring Cars

## RACE 15 - LAP CHART - Donington Park - 3/4/5 May 2014

(contd.)

Lap 26			Lap 27			Lap 28			Lap 29			Lap 30		
No	Behind	Laptime	No	Behind	Laptime	No	Behind	Laptime	No	Behind	Laptime	No	Behind	Laptime
1		1:24.598	1		1:25.173	1		1:24.698	1		1:24.611	1		1:24.412
45	3 LAPS	1:32.838	4	2 LAPS	1:32.433	22	1 LAP	1:26.668	22	1 LAP	1:25.614	22	1 LAP	1:25.931
2	1 LAP	1:29.364	92	2 LAPS	1:32.890	48	2 LAPS	1:37.447	66	2 LAPS	1:32.438	66	2 LAPS	1:31.741
113	1 LAP	1:29.371	64	1 LAP	1:28.887	63	2 LAPS	1:31.323	63	2 LAPS	1:30.414	64	1 LAP	1:29.071
59	1 LAP	1:29.407	44	2 LAPS	1:33.086	64	1 LAP	1:29.080	64	1 LAP	1:28.742	63	2 LAPS	1:31.069
26	1 LAP	1:30.634	16	1 LAP	1:27.083	4	2 LAPS	1:32.091	79	2 LAPS	1:29.960	16	1 LAP	1:28.620
85	1 LAP	1:29.718	79	2 LAPS	1:28.187	16	1 LAP	1:31.016	16	1 LAP	1:30.498	79	2 LAPS	1:29.002
83	2 LAPS	1:36.855	45	3 LAPS	1:32.452	79	2 LAPS	1:30.046	44	2 LAPS	1:30.914	76	5 LAPS	1:43.616
11	1 LAP	1:30.842	2	1 LAP	1:30.076	44	2 LAPS	1:31.888	4	2 LAPS	1:32.600	44	2 LAPS	1:29.577
57	2 LAPS	1:33.272	113	1 LAP	1:30.453	92	2 LAPS	1:34.097	92	2 LAPS	1:31.316	4	2 LAPS	1:29.905
76	4 LAPS	1:41.657	59	1 LAP	1:29.540	2	1 LAP	1:28.547	48	2 LAPS	1:41.131	92	2 LAPS	1:30.249
35	1:05.599	1:30.013	26	1 LAP	1:30.522	59	1 LAP	1:30.650	2	1 LAP	1:28.523	2	1 LAP	1:28.768
51	8 LAPS	1:30.230	85	1 LAP	1:29.123	45	3 LAPS	1:34.835	59	1 LAP	1:29.507	48	2 LAPS	1:38.048
66	1 LAP	1:32.462	11	1 LAP	1:31.518	113	1 LAP	1:38.615P	45	3 LAPS	1:32.994	59	1 LAP	1:29.364
48	1 LAP	1:40.111	83	2 LAPS	1:35.861	26	1 LAP	1:31.005	26	1 LAP	1:30.322	45	3 LAPS	1:32.346
63	1 LAP	1:30.750	57	2 LAPS	1:32.218	85	1 LAP	1:30.019	85	1 LAP	1:29.390	26	1 LAP	1:31.233
22	1:23.750	1:27.313	76	4 LAPS	1:41.945	11	1 LAP	1:30.192	11	1 LAP	1:30.387	85	1 LAP	1:28.736
			35	1:10.015	1:29.589	83	2 LAPS	1:35.747	83	2 LAPS	1:34.426	11	1 LAP	1:30.279
			51	8 LAPS	1:29.433	57	2 LAPS	1:32.158	57	2 LAPS	1:32.129	83	2 LAPS	1:34.668
			66	1 LAP	1:32.774	35	1:14.674	1:29.357	35	1:18.841	1:28.778	57	2 LAPS	1:33.275
						51	8 LAPS	1:30.335	51	8 LAPS	1:28.619	35	1:22.021	1:27.592
						76	4 LAPS	1:42.409				51	8 LAPS	1:27.958

\*\* CAR 2 transponder not working reliably - Regulation Q.12.2.1 refers  
Weather/Track: Bright/Dry

# Masters Pre-'66 Touring Cars

## RACE 15 - LAP CHART - Donington Park - 3/4/5 May 2014

(contd.)

Lap 31			Lap 32			Lap 33			Lap 34			Lap 35		
No	Behind	Laptime	No	Behind	Laptime	No	Behind	Laptime	No	Behind	Laptime	No	Behind	Laptime
1		1:24.460	1		1:25.216	1		1:24.876	1		1:25.407	1		1:24.896
22	1 LAP	1:25.867	35	1 LAP	1:29.936	35	1 LAP	1:27.496	22	1 LAP	1:25.519	48	3 LAPS	1:39.765
66	2 LAPS	1:32.002	57	3 LAPS	1:33.060	22	1 LAP	1:25.828	35	1 LAP	1:28.375	22	1 LAP	1:25.884
64	1 LAP	1:28.688	22	1 LAP	1:26.539	57	3 LAPS	1:31.930	57	3 LAPS	1:32.195	35	1 LAP	1:30.446
63	2 LAPS	1:29.983	83	3 LAPS	1:39.245	83	3 LAPS	1:33.758	83	3 LAPS	1:34.131	57	3 LAPS	1:32.450
16	1 LAP	1:27.022	64	1 LAP	1:28.807	64	1 LAP	1:28.033	64	1 LAP	1:27.727	64	1 LAP	1:28.365
79	2 LAPS	1:27.917	51	9 LAPS	1:49.534	51	9 LAPS	1:28.668	51	9 LAPS	1:29.443	83	3 LAPS	1:33.609
44	2 LAPS	1:28.978	79	2 LAPS	1:29.587	79	2 LAPS	1:27.680	79	2 LAPS	1:28.782	79	2 LAPS	1:29.349
4	2 LAPS	1:30.550	66	2 LAPS	1:33.624	66	2 LAPS	1:32.248	44	2 LAPS	1:30.726	51	9 LAPS	1:30.614
92	2 LAPS	1:32.057	16	1 LAP	1:31.230	63	2 LAPS	1:30.104	63	2 LAPS	1:31.347	44	2 LAPS	1:28.136
2	1 LAP	1:28.648	63	2 LAPS	1:33.684	44	2 LAPS	1:29.386	66	2 LAPS	1:33.199	16	2 LAPS	2:34.903
76	5 LAPS	1:42.811	44	2 LAPS	1:30.393	4	2 LAPS	1:30.963	2	1 LAP	1:28.954	63	2 LAPS	1:31.204
59	1 LAP	1:31.116	4	2 LAPS	1:31.079	2	1 LAP	1:28.874	4	2 LAPS	1:31.948	66	2 LAPS	1:31.966
48	2 LAPS	1:38.176	92	2 LAPS	1:30.882	92	2 LAPS	1:31.577	92	2 LAPS	1:31.197	2	1 LAP	1:28.711
45	3 LAPS	1:32.224	2	1 LAP	1:28.066	59	1 LAP	1:30.958	59	1 LAP	1:30.820	4	2 LAPS	1:31.628
26	1 LAP	1:30.500	59	1 LAP	1:29.889	16	1 LAP	1:58.863P	85	1 LAP	1:29.704	92	2 LAPS	1:30.744
85	1 LAP	1:29.776	76	5 LAPS	1:40.656	76	5 LAPS	1:40.771	45	3 LAPS	1:32.945	59	1 LAP	1:31.034
11	1 LAP	1:30.475	48	2 LAPS	1:37.784	85	1 LAP	1:30.316	26	1 LAP	1:31.691	85	1 LAP	1:29.545
			45	3 LAPS	1:33.874	45	3 LAPS	1:34.125	76	5 LAPS	1:41.164	45	3 LAPS	1:31.600
			85	1 LAP	1:29.301	26	1 LAP	1:32.126	11	1 LAP	1:31.990	26	1 LAP	1:31.160
			26	1 LAP	1:31.524	48	2 LAPS	1:39.453						
			11	1 LAP	1:30.046	11	1 LAP	1:29.704						

\*\* CAR 2 transponder not working reliably - Regulation Q.12.2.1 refers  
Weather/Track: Bright/Dry

# Masters Pre-'66 Touring Cars

## RACE 15 - LAP CHART - Donington Park - 3/4/5 May 2014

(contd.)

Lap 36			Lap 37			Lap 38			Lap 39			Lap 40		
No	Behind	Laptime	No	Behind	Laptime	No	Behind	Laptime	No	Behind	Laptime	No	Behind	Laptime
1		1:27.429	1		1:25.138	1		1:25.170	1		1:25.689	1		1:25.005
11	2 LAPS	1:31.091	26	2 LAPS	1:32.089	26	2 LAPS	1:29.979	85	2 LAPS	1:31.342	22	1 LAP	1:25.929
22	1 LAP	1:26.285	45	4 LAPS	1:33.910	22	1 LAP	1:26.449	22	1 LAP	1:25.110	85	2 LAPS	1:30.334
48	3 LAPS	1:38.986	22	1 LAP	1:25.769	45	4 LAPS	1:32.558	26	2 LAPS	1:30.483	26	2 LAPS	1:31.289
35	1 LAP	1:28.741	11	2 LAPS	1:31.095	11	2 LAPS	1:29.712	11	2 LAPS	1:30.153	11	2 LAPS	1:30.190
76	6 LAPS	1:44.098	35	1 LAP	1:28.176	35	1 LAP	1:28.915	45	4 LAPS	1:32.253	45	4 LAPS	1:33.090
57	3 LAPS	1:32.837	48	3 LAPS	1:36.305	48	3 LAPS	1:37.945	35	1 LAP	1:27.643	35	1 LAP	1:28.556
64	1 LAP	1:27.914	76	6 LAPS	1:41.376	64	1 LAP	1:29.461	64	1 LAP	1:28.811	64	1 LAP	1:28.067
79	2 LAPS	1:29.534	64	1 LAP	1:28.241	57	3 LAPS	1:32.788	48	3 LAPS	1:37.034	79	2 LAPS	1:28.843
51	9 LAPS	1:29.454	57	3 LAPS	1:32.446	79	2 LAPS	1:28.306	79	2 LAPS	1:30.175	16	2 LAPS	1:28.608
83	3 LAPS	1:35.430	79	2 LAPS	1:28.640	51	9 LAPS	1:28.711	51	9 LAPS	1:30.441	51	9 LAPS	1:31.195
44	2 LAPS	1:28.363	51	9 LAPS	1:28.638	76	6 LAPS	1:42.532	57	3 LAPS	1:32.919	44	2 LAPS	1:29.669
16	2 LAPS	1:28.094	44	2 LAPS	1:28.492	44	2 LAPS	1:27.778	16	2 LAPS	1:28.123	48	3 LAPS	1:37.979
63	2 LAPS	1:31.080	16	2 LAPS	1:27.985	16	2 LAPS	1:26.664	44	2 LAPS	1:28.902	57	3 LAPS	1:35.645
2	1 LAP	1:28.653	83	3 LAPS	1:34.332	2	1 LAP	1:28.761	2	1 LAP	1:29.202	2	1 LAP	1:28.196
66	2 LAPS	1:32.087	2	1 LAP	1:28.355	63	2 LAPS	1:32.572	63	2 LAPS	1:31.263	63	2 LAPS	1:31.250
4	2 LAPS	1:30.735	63	2 LAPS	1:30.508	83	3 LAPS	1:36.218	83	3 LAPS	1:33.798	83	3 LAPS	1:32.517
92	2 LAPS	1:30.610	66	2 LAPS	1:31.903	66	2 LAPS	1:32.375	66	2 LAPS	1:30.894	66	2 LAPS	1:32.296
59	1 LAP	1:30.388	4	2 LAPS	1:33.958	92	2 LAPS	1:33.299	76	6 LAPS	1:52.642	4	2 LAPS	1:31.515
85	1 LAP	1:29.256	92	2 LAPS	1:32.649	4	2 LAPS	1:33.726	92	2 LAPS	1:31.125	92	2 LAPS	1:32.998
			59	1 LAP	1:31.008	59	1 LAP	1:30.195	4	2 LAPS	1:31.130			
			85	1 LAP	1:29.546				59	1 LAP	1:29.446			

\*\* CAR 2 transponder not working reliably - Regulation Q.12.2.1 refers  
Weather/Track: Bright/Dry

# Masters Pre-'66 Touring Cars

## RACE 15 - LAP CHART - Donington Park - 3/4/5 May 2014

(contd.)

Lap 41			Lap 42			Lap 43			Lap 44			Lap 45		
No	Behind	Laptime	No	Behind	Laptime	No	Behind	Laptime	No	Behind	Laptime	No	Behind	Laptime
1		1:26.225	1		1:26.465									
59	2 LAPS	1:31.449	4	3 LAPS	1:30.701									
76	7 LAPS	1:43.507	92	3 LAPS	1:31.447									
22	1 LAP	1:26.620	59	2 LAPS	1:30.129									
85	2 LAPS	1:29.815	22	1 LAP	1:26.685									
26	2 LAPS	1:30.873	85	2 LAPS	1:30.522									
11	2 LAPS	1:29.065	76	7 LAPS	1:42.212									
35	1 LAP	1:30.009	26	2 LAPS	1:31.792									
45	4 LAPS	1:32.996	11	2 LAPS	1:30.594									
64	1 LAP	1:28.192	35	1 LAP	1:28.682									
79	2 LAPS	1:29.732	45	4 LAPS	1:32.403									
16	2 LAPS	1:27.873	64	1 LAP	1:29.560									
44	2 LAPS	1:27.928	16	2 LAPS	1:28.862									
51	9 LAPS	1:29.600	79	2 LAPS	1:30.063									
2	1 LAP	1:28.246	44	2 LAPS	1:28.503									
57	3 LAPS	1:34.472	51	9 LAPS	1:32.983									
48	3 LAPS	1:36.675	2	1 LAP	1:28.984									
63	2 LAPS	1:32.920	57	3 LAPS	1:31.749									
83	3 LAPS	1:32.092	48	3 LAPS	1:35.244									
66	2 LAPS	1:32.133	63	2 LAPS	1:33.550									
			83	3 LAPS	1:32.242									
			66	2 LAPS	1:32.259									

\*\* CAR 2 transponder not working reliably - Regulation Q.12.2.1 refers  
Weather/Track: Bright/Dry

# Maserati Centenary Trophy

## RACE 16 - CLASSIFICATION AMENDED - Donington Park - 3/4/5 May 2014

POS	NO	CL	DRIVER	NAT	CAR	TIME	LAPS	GAP	MPH	BEST
1	61		Jason MINSHAW	GB	Maserati T61 Birdcage	26:03.428	19		86.51	1:20.193
2	3		Stephen BOND	GB	Maserati 250S	26:33.497	18	1 LAP	80.40	1:26.720
3	5		Steve HART	GB	Maserati 300S	26:34.549	18	1 LAP	80.35	1:26.905
4	27		Chris WILSON	GB	Cooper Maserati T61	26:53.903	18	1 LAP	79.39	1:26.541
5	4		Adam PAINTER	GB	Maserati 4CS	26:51.718	15	4 LAPS	66.23	1:45.003

### NOT CLASSIFIED

37			David GRAUS	USA	OSCA 1600GTS Zagato	27:10.049	14	N.C.F.	61.12	1:50.981
23			Joaquim FOLCH	S	Maserati 250F	13:14.063	9	D.N.F.	80.60	1:25.551
156			Gordon MCCULLOUGH	GB	Maserati 200SI	14:03.327	9	D.N.F.	75.89	1:29.658
31			Guillermo FIERRO	E	Maserati 250F Grand Prix	10:21.335	7	D.N.F.	80.08	1:26.091
56			Wolf-dieter BAUMANN	D	Maserati 250F		0	D.N.F.	N/A	

### FASTEST LAP

61			Jason MINSHAW		Maserati T61 Birdcage	1:20.193	12	88.84mph	142.97kph	
----	--	--	---------------	--	-----------------------	----------	----	----------	-----------	--

**CAR 20 EXCLUDED FROM RESULT (Yellow flag infringement - C.1.1.5 refers)**

**Weather/Track: Cloud/Dry**

**These results are provisional until the conclusion of any judicial and technical matters.**

Donington Park

Circuit Length = 1.9790 miles.

Start: 14:29 End: 14:55

Clerk of the Course:

Timekeeper:



# Maserati Centenary Trophy

## RACE 16 - LAP ANALYSIS - Donington Park - 3/4/5 May 2014

<b>3</b>	<b>Stephen BOND</b>	<b>GB</b>	Maserati 250S
1 - 1:34.315	6 - <b>1:26.720</b>	11 - 1:28.360	16 - 1:28.260
2 - 1:28.040	7 - 1:26.743	12 - 1:29.992	17 - 1:28.027
3 - 1:27.522	8 - 1:29.806	13 - 1:29.089	18 - 1:27.052
4 - 1:27.634	9 - 1:28.539	14 - 1:28.229	
5 - 1:28.906	10 - 1:28.813	15 - 1:27.450	
<b>4</b>	<b>Adam PAINTER</b>	<b>GB</b>	Maserati 4CS
1 - 1:48.443	6 - 1:46.643	11 - 1:46.166	
2 - 1:45.107	7 - 1:50.851	12 - 1:45.302	
3 - 1:45.825	8 - 1:45.525	13 - 1:46.018	
4 - <b>1:45.003</b>	9 - 1:46.037	14 - 1:51.397	
5 - 1:45.412	10 - 1:46.734	15 - 1:57.255	
<b>5</b>	<b>Stev HART</b>	<b>GB</b>	Maserati 300S
1 - 1:35.628	6 - 1:27.451	11 - 1:28.346	16 - 1:28.273
2 - 1:28.581	7 - 1:28.393	12 - 1:27.977	17 - 1:27.603
3 - 1:27.566	8 - 1:28.265	13 - 1:29.449	18 - <b>1:26.905</b>
4 - 1:27.654	9 - 1:29.069	14 - 1:27.585	
5 - 1:29.701	10 - 1:28.381	15 - 1:27.722	
<b>20</b>	<b>Michael O'SHEA</b>	<b>GB</b>	Cooper Maserati Monaco T61 (P)
1 - 1:27.025	6 - 1:21.326	11 - 1:22.533	16 - 1:21.374
2 - 1:20.943	7 - 1:21.503	12 - 1:20.930	17 - 1:20.982
3 - 1:20.957	8 - 1:21.659	13 - 1:20.912	18 - 1:20.834
4 - 1:21.127	9 - 1:23.506	14 - 1:26.188	19 - <b>1:20.346</b>
5 - 1:21.576	10 - 1:25.532	15 - 1:21.069	
<b>23</b>	<b>Joaquim FOLCH</b>	<b>S</b>	Maserati 250F
1 - 1:38.095	6 - 1:25.981		
2 - 1:29.278	7 - 1:26.236		
3 - 1:27.195	8 - <b>1:25.551</b>		
4 - 1:26.597	9 - 1:28.472		
5 - 1:26.658			
<b>27</b>	<b>Chris WILSON</b>	<b>GB</b>	Cooper Maserati T61
1 - 1:32.633	6 - 1:26.938	11 - 1:27.897	16 - 1:42.695
2 - 1:28.364	7 - 1:26.561	12 - 1:31.195	17 - 1:32.547
3 - 1:27.664	8 - <b>1:26.541</b>	13 - 1:30.169	18 - 1:32.902
4 - 1:28.111	9 - 1:28.500	14 - 1:28.177	
5 - 1:28.341	10 - 1:27.065	15 - 1:27.603	

Weather/Track: Cloud/Dry

www.mstworld.com

Page 1 of 2

Donington Park  
Circuit Length = 1.9790 miles.  
Start: 14:29 End: 14:55

Printed - 14:59 Monday, 05 May 2014

# Maserati Centenary Trophy

## RACE 16 - LAP ANALYSIS - Donington Park - 3/4/5 May 2014

(contd.)

<b>31</b>	<b>Guillermo FIERRO</b>	<b>E</b>	Maserati 250F Grand Prix
1 - 1:35.222	6 - 1:28.132		
2 - 1:28.784	7 - <b>1:26.091</b>		
3 - 1:27.150			
4 - 1:27.247			
5 - 1:28.709			
<b>37</b>	<b>David GRAUS</b>	<b>USA</b>	OSCA 1600GTS Zagato
1 - 2:02.254	6 - 1:53.480	11 - 1:52.819	
2 - 1:56.695	7 - 2:00.381	12 - 1:52.634	
3 - 1:54.360	8 - 1:58.005	13 - 1:54.612	
4 - 1:56.070	9 - 2:00.837	14 - <b>1:50.981</b>	
5 - 1:56.030	10 - 2:00.891		
<b>56</b>	<b>Wolf-dieter BAUMANN</b>	<b>D</b>	Maserati 250F
<b>61</b>	<b>Jason MINSHAW</b>	<b>GB</b>	Maserati T61 Birdcage
1 - 1:26.692	6 - 1:21.612	11 - 1:21.387	16 - 1:21.226
2 - 1:20.703	7 - 1:21.191	12 - <b>1:20.193</b>	17 - 1:21.649
3 - 1:20.791	8 - 1:21.076	13 - 1:20.463	18 - 1:21.975
4 - 1:21.237	9 - 1:29.680	14 - 1:24.621	19 - 1:21.985
5 - 1:23.145	10 - 1:22.307	15 - 1:21.495	
<b>156</b>	<b>Gordon MCCULLOUGH</b>	<b>GB</b>	Maserati 200SI
1 - 1:37.702	6 - 1:29.921		
2 - 1:31.295	7 - <b>1:29.658</b>		
3 - 1:30.980	8 - 1:35.828		
4 - 1:30.129	9 - 1:46.301P		
5 - 1:31.513			

Weather/Track: Cloud/Dry

www.mstworld.com

Page 2 of 2

Donington Park  
Circuit Length = 1.9790 miles.  
Start: 14:29 End: 14:55

Printed - 14:59 Monday, 05 May 2014

# Maserati Centenary Trophy

## RACE 16 - LAP CHART - Donington Park - 3/4/5 May 2014

Lap 1			Lap 2			Lap 3			Lap 4			Lap 5		
No	Behind	Laptime	No	Behind	Laptime	No	Behind	Laptime	No	Behind	Laptime	No	Behind	Laptime
61		1:26.692	61		1:20.703	61		1:20.791	61		1:21.237	20		1:21.576
20	0.333	1:27.025	20	0.573	1:20.943	20	0.739	1:20.957	20	0.629	1:21.127	61	0.940	1:23.145
27	5.941	1:32.633	27	13.602	1:28.364	27	20.475	1:27.664	37	1 LAP	1:54.360	4	1 LAP	1:45.003
3	7.623	1:34.315	3	14.960	1:28.040	3	21.691	1:27.522	27	27.349	1:28.111	27	33.485	1:28.341
31	8.530	1:35.222	31	16.611	1:28.784	31	22.970	1:27.150	3	28.088	1:27.634	3	34.789	1:28.906
5	8.936	1:35.628	5	16.814	1:28.581	5	23.589	1:27.566	31	28.980	1:27.247	31	35.484	1:28.709
156	11.010	1:37.702	23	19.978	1:29.278	23	26.382	1:27.195	5	30.006	1:27.654	23	36.195	1:26.658
23	11.403	1:38.095	156	21.602	1:31.295	156	31.791	1:30.980	23	31.742	1:26.597	5	37.502	1:29.701
4	21.751	1:48.443	4	46.155	1:45.107	4	1:11.189	1:45.825	156	40.683	1:30.129	156	49.991	1:31.513
37	35.562	2:02.254	37	1:11.554	1:56.695							37	1 LAP	1:56.070

Weather/Track: Cloud/Dry

www.mstworld.com

Page 1 of 4

Donington Park  
Circuit Length = 1.9790 miles.  
Start: 14:29 End: 14:55

Printed - 14:59 Monday, 05 May 2014

# Maserati Centenary Trophy

## RACE 16 - LAP CHART - Donington Park - 3/4/5 May 2014

(contd.)

Lap 6			Lap 7			Lap 8			Lap 9			Lap 10		
No	Behind	Laptime	No	Behind	Laptime	No	Behind	Laptime	No	Behind	Laptime	No	Behind	Laptime
20		1:21.326	20		1:21.503	20		1:21.659	20		1:23.506	20		1:25.532
61	1.226	1:21.612	61	0.914	1:21.191	61	0.331	1:21.076	61	6.505	1:29.680	61	3.280	1:22.307
4	1 LAP	1:45.412	37	2 LAPS	1:56.030	37	2 LAPS	1:53.480	4	2 LAPS	1:50.851	156	1 LAP	1:46.301P
27	39.097	1:26.938	27	44.155	1:26.561	27	49.037	1:26.541	27	54.031	1:28.500	4	2 LAPS	1:45.525
3	40.183	1:26.720	3	45.423	1:26.743	23	49.475	1:25.551	23	54.441	1:28.472	27	55.564	1:27.065
23	40.850	1:25.981	23	45.583	1:26.236	3	53.570	1:29.806	3	58.603	1:28.539	3	1:01.884	1:28.813
31	42.290	1:28.132	31	46.878	1:26.091	5	57.123	1:28.265	5	1:02.686	1:29.069	5	1:05.535	1:28.381
5	43.627	1:27.451	5	50.517	1:28.393	156	1:20.910	1:35.828	37	2 LAPS	2:00.381			
156	58.586	1:29.921	4	1 LAP	1:46.643									
			156	1:06.741	1:29.658									

Weather/Track: Cloud/Dry

www.mstworld.com

Page 2 of 4

Donington Park  
Circuit Length = 1.9790 miles.  
Start: 14:29 End: 14:55

Printed - 14:59 Monday, 05 May 2014

# Maserati Centenary Trophy

## RACE 16 - LAP CHART - Donington Park - 3/4/5 May 2014

(contd.)

Lap 11			Lap 12			Lap 13			Lap 14			Lap 15		
No	Behind	Laptime	No	Behind	Laptime	No	Behind	Laptime	No	Behind	Laptime	No	Behind	Laptime
20		1:22.533	20		1:20.930	20		1:20.912	61		1:24.621	61		1:21.495
61	2.134	1:21.387	61	1.397	1:20.193	61	0.948	1:20.463	20	0.619	1:26.188	20	0.193	1:21.069
37	3 LAPS	1:58.005	37	3 LAPS	2:00.837	27	1:20.450	1:30.169	5	1 LAP	1:29.449	27	1 LAP	1:28.177
4	2 LAPS	1:46.037	27	1:11.193	1:31.195	3	1:24.950	1:29.089	4	3 LAPS	1:46.166	3	1 LAP	1:28.229
27	1:00.928	1:27.897	3	1:16.773	1:29.992				37	4 LAPS	2:00.891	5	1 LAP	1:27.585
3	1:07.711	1:28.360	4	2 LAPS	1:46.734							4	3 LAPS	1:45.302
5	1:11.348	1:28.346	5	1:18.395	1:27.977							37	4 LAPS	1:52.819

Weather/Track: Cloud/Dry

www.mstworld.com

Page 3 of 4

Donington Park  
Circuit Length = 1.9790 miles.  
Start: 14:29 End: 14:55

Printed - 14:59 Monday, 05 May 2014

# Maserati Centenary Trophy

## RACE 16 - LAP CHART - Donington Park - 3/4/5 May 2014

(contd.)

Lap 16			Lap 17			Lap 18			Lap 19			Lap 20		
No	Behind	Laptime	No	Behind	Laptime	No	Behind	Laptime	No	Behind	Laptime	No	Behind	Laptime
61		1:21.226	20		1:20.982	20		1:20.834	20		1:20.346			
20	0.341	1:21.374	61	0.326	1:21.649	61	1.467	1:21.975	61	3.106	1:21.985			
27	1 LAP	1:27.603	37	5 LAPS	1:52.634	4	4 LAPS	1:51.397	3	1 LAP	1:27.052			
3	1 LAP	1:27.450	3	1 LAP	1:28.260	3	1 LAP	1:28.027	5	1 LAP	1:26.905			
5	1 LAP	1:27.722	5	1 LAP	1:28.273	5	1 LAP	1:27.603	4	4 LAPS	1:57.255			
4	3 LAPS	1:46.018	27	1 LAP	1:42.695	37	5 LAPS	1:54.612	27	1 LAP	1:32.902			
						27	1 LAP	1:32.547	37	5 LAPS	1:50.981			

Weather/Track: Cloud/Dry

www.mstworld.com

Page 4 of 4

Donington Park  
Circuit Length = 1.9790 miles.  
Start: 14:29 End: 14:55

Printed - 14:59 Monday, 05 May 2014

# Stirling Moss Trophy for Pre-'61 Sportscars

## RACE 17 - CLASSIFICATION - Donington Park - 3/4/5 May 2014

POS	NO	CL	DRIVER(S)	CAR	TIME	LAPS	GAP	MPH	BEST
1	41	SM6	Ward**/Smith	Lister Costin	1:00:25.109	44		86.44	1:19.898
2	42	SM5	Woolley/Shaw	Cooper Monaco	1:01:41.622	44	1:16.513	84.65	1:19.370
3	29	SM1	Ahlers/Bellinger	Lola Mk1 Prototype	1:01:16.636	43	1 LAP	83.29	1:21.981
4	8	SM6	Wood/Wood	Lister Knobbly	1:01:30.260	43	1 LAP	82.98	1:22.017
5	14	SM6	Giordanelli	Lister Chevrolet Knobbly	1:00:44.385	42	2 LAPS	82.07	1:23.908
6	251	SM6	Lewis/Mazjub	Lister Knobbly	1:01:20.724	42	2 LAPS	81.26	1:23.841
7	27	SM6	Ziegler/Shuckburgh	Lister Knobbly	1:01:22.065	42	2 LAPS	81.23	1:23.692
8	4	SM4	Champion/Stretton	Lotus XI Le Mans	1:01:22.234	42	2 LAPS	81.23	1:23.755
9	70	SM4	Kremer/Kremer	Lotus 17 Prototype	1:01:32.508	42	2 LAPS	81.00	1:21.981
10	120	SM6	Bennett	Lister Jaguar Knobbly	1:01:08.226	41	3 LAPS	79.59	1:25.985
11	3	SM2	Fell/Bond	Maserati 250S	1:01:09.085	41	3 LAPS	79.58	1:26.217
12	10	SM5	Gillett/Smith	Willment Climax	1:00:36.187	40	4 LAPS	78.34	1:25.593
13	22	SM1	Tobler/Tobler	Lola Mk 1	1:00:37.942	40	4 LAPS	78.30	1:25.563
14	31	SM3	Edwards	Rejo Mk IV	1:00:44.023	40	4 LAPS	78.17	1:27.520
15	19	SM1	Emmerling/Hooper	Elva MkV	1:00:53.958	40	4 LAPS	77.96	1:28.194
16	86	SM1	Cooke/Dowd	Cooper Bobtail	1:00:31.660	39	5 LAPS	76.47	1:28.454
17	21	SM3	Axisa/Naveau	Lotus XI Le Mans Series 1	1:00:59.248	39	5 LAPS	75.90	1:29.268
18	46	SM6	Verdon-Roe	Ferrari 246S	48:39.339	35	9 LAPS	85.37	1:20.159

### NOT CLASSIFIED

16	SM6	Kent**	Lister Costin Jaguar	40:44.144	28	D.N.F.	81.57	1:21.245
51	SM6	Monteverde/Pearson	Lister Jaguar Knobbly	39:49.628	25	D.N.F.	74.48	1:21.275
54	SM5	Horsman	Lotus 15	31:31.970	22	D.N.F.	82.78	1:21.260
56	SM2	McCulloch/Blakeney-Edwards	Maserati 200SI	34:15.773	22	D.N.F.	76.18	1:26.404
36	SM6	Wenman/Wenman	Lister Knobbly	29:22.192	20	D.N.F.	80.79	1:25.704
11	SM3	Adcock/Harrison	Rejo Mk3	31:53.099	19	D.N.F.	70.69	1:28.807
20	SM2	Friedrichs	Jaguar C-type	12:40.889	8	D.N.F.	74.75	1:30.947
1	SM5	Bryant/Bryant	Lotus 15	4:32.385	3	D.N.F.	78.05	1:24.957

### FASTEST LAP

42	SM5	Woolley/Shaw	Cooper Monaco	1:19.370	34	89.76mph	144.45kph
41	SM6	Ward**/Smith	Lister Costin	1:19.898	34	89.16mph	143.50kph
70	SM4	Kremer/Kremer	Lotus 17 Prototype	1:21.981	20	86.90mph	139.85kph
29	SM1	Ahlers/Bellinger	Lola Mk1 Prototype	1:21.981	39	86.90mph	139.85kph
3	SM2	Fell/Bond	Maserati 250S	1:26.217	13	82.63mph	132.98kph
31	SM3	Edwards	Rejo Mk IV	1:27.520	25	81.40mph	131.00kph

**CAR 8 - One minute penalty (Pit lane speed violation - G.5.3.7 refers)**  
**\*\* CARS 16, 36, 41, 42 - Transponder not working reliably - Regulation Q.12.2.1 refers**  
**These results are provisional until the conclusion of any judicial and technical matters.**

Donington Park  
 Circuit Length = 1.9790 miles.  
 Start: 15:08 End: 16:08

Clerk of the Course:	Timekeeper:
----------------------	-------------

# Stirling Moss Trophy for Pre-'61 Sportscars

## RACE 17 - LAP ANALYSIS - Donington Park - 3/4/5 May 2014

<b>1</b>	<b>Bryant/Bryant</b>					Lotus 15
1 - 1:29.294 2 - <b>1:24.957</b> 3 - 1:38.134P						
<b>3</b>	<b>Fell/Bond</b>					Maserati 250S
1 - 1:38.098    11 - 1:27.279    21 - 1:29.973    31 - 1:28.497    41 - 1:27.863 2 - 1:30.699    12 - 1:28.998    22 - 1:29.274    32 - 1:27.797 3 - 1:30.867    13 - <b>1:26.217</b> 23 - 1:29.078    33 - 1:27.007 4 - 1:27.924    14 - 1:26.334    24 - 1:27.338    34 - 1:27.821 5 - 1:28.905    15 - 1:26.544    25 - 1:28.119    35 - 1:26.387 6 - 1:27.092    16 - 1:27.280    26 - 1:26.544    36 - 1:27.130 7 - 1:27.544    17 - 1:27.118    27 - 1:27.130    37 - 1:26.974 8 - 1:26.930    18 - 1:31.231P    28 - 1:28.187    38 - 1:29.871 9 - 1:26.346    19 - 2:20.764    29 - 1:28.038    39 - 1:29.137 10 - 1:27.251    20 - 1:27.858    30 - 1:28.176    40 - 1:27.465						
<b>4</b>	<b>Champion/Stretton</b>					Lotus XI Le Mans
1 - 1:35.466    11 - 1:28.279    21 - 1:32.698P    31 - 1:26.023    41 - 1:26.100 2 - 1:32.501    12 - 1:26.897    22 - 2:07.510    32 - 1:25.341    42 - 1:24.833 3 - 1:28.743    13 - 1:27.208    23 - 1:25.199    33 - 1:24.147 4 - 1:28.059    14 - 1:27.046    24 - 1:24.662    34 - 1:26.265 5 - 1:28.161    15 - 1:27.307    25 - 1:26.367    35 - 1:24.539 6 - 1:27.313    16 - 1:26.747    26 - 1:24.473    36 - 1:24.384 7 - 1:27.001    17 - 1:27.009    27 - 1:24.315    37 - 1:24.215 8 - 1:26.660    18 - 1:27.818    28 - 1:26.660    38 - 1:24.293 9 - 1:27.180    19 - 1:26.812    29 - 1:24.506    39 - <b>1:23.755</b> 10 - 1:28.859    20 - 1:28.331    30 - 1:24.210    40 - 1:24.342						
<b>8</b>	<b>Wood/Wood</b>					Lister Knobbly
1 - 1:28.094    11 - 1:24.371    21 - 2:08.985    31 - 1:22.819    41 - <b>1:22.017</b> 2 - 1:23.592    12 - 1:22.819    22 - 1:22.178    32 - 1:23.203    42 - 1:23.684 3 - 1:23.577    13 - 1:22.612    23 - 1:23.529    33 - 1:24.274    43 - 1:22.506 4 - 1:22.534    14 - 1:23.275    24 - 1:23.183    34 - 1:22.796 5 - 1:22.697    15 - 1:23.133    25 - 1:22.817    35 - 1:24.446 6 - 1:23.238    16 - 1:22.718    26 - 1:22.685    36 - 1:23.179 7 - 1:22.686    17 - 1:23.089    27 - 1:23.438    37 - 1:23.494 8 - 1:22.746    18 - 1:24.240    28 - 1:22.741    38 - 1:22.430 9 - 1:22.792    19 - 1:24.264    29 - 1:22.513    39 - 1:22.322 10 - 1:24.180    20 - 1:25.422P    30 - 1:25.937    40 - 1:23.005						

\*\* CARS 16, 36, 41, 42 - Transponder not working reliably - Regulation Q.12.2.1 refers  
 Weather/Track: Cloud/Dry



**Stirling Moss Trophy for Pre-'61 Sportscars**  
**RACE 17 - LAP ANALYSIS - Donington Park - 3/4/5 May 2014**  
 (contd.)

<b>10</b>	<b>Gillett/Smith</b>	Willment Climax			
1 - 1:38.668	11 - 1:28.055	21 - 1:36.027P	31 - 1:30.066		
2 - 1:32.127	12 - 1:26.638	22 - 3:03.521	32 - 1:28.682		
3 - 1:28.471	13 - 1:26.694	23 - 1:29.209	33 - 1:27.970		
4 - 1:27.122	14 - 1:26.470	24 - 1:29.735	34 - 1:28.698		
5 - 1:27.381	15 - 1:26.604	25 - 1:29.671	35 - 1:28.328		
6 - 1:27.309	16 - 1:28.495	26 - 1:27.949	36 - 1:28.310		
7 - 1:26.638	17 - 1:26.175	27 - 1:28.403	37 - 1:29.249		
8 - 1:26.620	18 - <b>1:25.593</b>	28 - 1:28.698	38 - 1:30.536		
9 - 1:27.097	19 - 1:25.734	29 - 1:31.603	39 - 1:28.600		
10 - 1:25.833	20 - 1:26.145	30 - 1:29.408	40 - 1:27.655		
<b>11</b>	<b>Adcock/Harrison</b>	Rejo Mk3			
1 - 1:41.822	6 - 1:32.686	11 - 1:29.873	16 - 1:29.269		
2 - 1:40.073P	7 - 1:30.529	12 - 1:28.908	17 - 1:29.893		
3 - 4:19.600	8 - 1:30.758	13 - 1:32.473	18 - <b>1:28.807</b>		
4 - 1:33.110	9 - 1:29.915	14 - 1:29.063	19 - 1:34.870P		
5 - 1:31.053	10 - 1:31.557	15 - 1:28.840			
<b>14</b>	<b>Giordanelli</b>	Lister Chevrolet Knobbly			
1 - 1:33.648	11 - 1:24.702	21 - 1:27.237	31 - 1:24.661	41 - 1:24.789	
2 - 1:31.990	12 - 1:24.187	22 - 1:24.371	32 - 1:25.387	42 - 1:24.966	
3 - 1:25.148	13 - 1:25.023	23 - 1:31.136P	33 - 1:25.086		
4 - 1:25.442	14 - 1:25.319	24 - 2:10.592	34 - 1:24.959		
5 - 1:24.967	15 - 1:26.077	25 - 1:25.302	35 - 1:25.819		
6 - 1:26.981	16 - 1:24.807	26 - 1:24.880	36 - 1:25.557		
7 - 1:25.787	17 - 1:26.602	27 - 1:25.432	37 - 1:24.177		
8 - 1:25.178	18 - 1:24.947	28 - 1:25.202	38 - 1:24.371		
9 - 1:25.486	19 - 1:24.645	29 - 1:25.240	39 - 1:24.925		
10 - 1:24.481	20 - 1:24.673	30 - <b>1:23.908</b>	40 - 1:26.298		
<b>16</b>	<b>Kent**</b>	Lister Costin Jaguar			
1 - 1:28.257	6 - 1:23.736	11 - 1:25.234	16 - 1:24.834	21 - 1:24.704P	26 - 1:23.332
2 - 1:23.489	7 - 1:23.927	12 - 1:26.163	17 - 1:24.698	22 - 1:23.718	27 - 1:23.326
3 - 1:22.981	8 - 1:23.768	13 - 1:26.067	18 - 1:33.414P	23 - <b>1:21.245</b>	28 - 1:39.351P
4 - 1:22.383	9 - 1:24.669	14 - 1:25.392	19 - 2:23.652	24 - 1:23.800	
5 - 1:23.085	10 - 1:24.922	15 - 1:24.768	20 - 1:25.753	25 - 1:23.476	

\*\* CARS 16, 36, 41, 42 - Transponder not working reliably - Regulation Q.12.2.1 refers  
 Weather/Track: Cloud/Dry

**Stirling Moss Trophy for Pre-'61 Sportscars**  
**RACE 17 - LAP ANALYSIS - Donington Park - 3/4/5 May 2014**  
 (contd.)

<b>19</b>	<b>Emmerling/Hooper</b>	Elva MkV			
1 - 1:39.593	11 - 1:30.160	21 - 1:30.398	31 - 1:28.991		
2 - 1:34.636	12 - 1:30.189	22 - 1:30.906	32 - 1:28.439		
3 - 1:35.124	13 - 1:29.126	23 - 1:29.321	33 - <b>1:28.194</b>		
4 - 1:32.127	14 - 1:29.394	24 - 1:28.746	34 - 1:28.937		
5 - 1:31.958	15 - 1:29.174	25 - 1:28.774	35 - 1:28.881		
6 - 1:30.798	16 - 1:30.348	26 - 1:30.593	36 - 1:29.162		
7 - 1:31.510	17 - 1:28.936	27 - 1:28.720	37 - 1:29.411		
8 - 1:31.424	18 - 1:29.584	28 - 1:28.793	38 - 1:29.558		
9 - 1:30.736	19 - 1:34.491 <sup>P</sup>	29 - 1:28.409	39 - 1:28.577		
10 - 1:30.933	20 - 2:11.352	30 - 1:28.908	40 - 1:28.647		
<b>20</b>	<b>Friedrichs</b>	Jaguar C-type			
1 - 1:43.147	6 - <b>1:30.947</b>				
2 - 1:32.966	7 - 1:30.977				
3 - 1:33.444	8 - 1:44.836 <sup>P</sup>				
4 - 1:33.356					
5 - 1:31.216					
<b>21</b>	<b>Axisa/Naveau</b>	Lotus XI Le Mans Series 1			
1 - 1:41.078	11 - 1:30.241	21 - 1:33.370	31 - 1:31.899		
2 - 1:33.102	12 - 1:30.593	22 - 1:34.224	32 - 1:31.345		
3 - 1:31.787	13 - 1:29.659	23 - 1:33.357	33 - 1:31.445		
4 - 1:32.392	14 - 1:29.328	24 - 1:32.862	34 - 1:31.756		
5 - 1:31.960	15 - <b>1:29.268</b>	25 - 1:32.384	35 - 1:31.809		
6 - 1:31.468	16 - 1:34.375 <sup>P</sup>	26 - 1:33.410	36 - 1:32.951		
7 - 1:33.761	17 - 2:30.995	27 - 1:33.948	37 - 1:30.092		
8 - 1:29.673	18 - 1:34.261	28 - 1:32.545	38 - 1:30.219		
9 - 1:30.486	19 - 1:34.048	29 - 1:34.217	39 - 1:30.567		
10 - 1:30.208	20 - 1:34.250	30 - 1:33.915			
<b>22</b>	<b>Tobler/Tobler</b>	Lola Mk 1			
1 - 1:38.491	11 - 1:26.647	21 - 1:27.251	31 - 1:29.554		
2 - 1:30.792	12 - 1:26.871	22 - 1:26.973	32 - 1:30.442		
3 - 1:29.075	13 - 1:43.160	23 - 1:33.187 <sup>P</sup>	33 - 1:28.288		
4 - 1:27.655	14 - 1:27.871	24 - 2:27.181	34 - 1:28.056		
5 - 1:28.861	15 - 1:26.388	25 - 1:31.296	35 - 1:28.309		
6 - 1:27.908	16 - <b>1:25.563</b>	26 - 1:31.069	36 - 1:30.101		
7 - 1:27.033	17 - 1:26.689	27 - 1:30.478	37 - 1:47.786		
8 - 1:25.700	18 - 1:27.714	28 - 1:29.063	38 - 1:30.554		
9 - 1:26.701	19 - 1:25.926	29 - 1:29.287	39 - 1:29.845		
10 - 1:26.723	20 - 1:25.887	30 - 1:30.025	40 - 1:27.542		

\*\* CARS 16, 36, 41, 42 - Transponder not working reliably - Regulation Q.12.2.1 refers  
 Weather/Track: Cloud/Dry

**Stirling Moss Trophy for Pre-'61 Sportscars**  
**RACE 17 - LAP ANALYSIS - Donington Park - 3/4/5 May 2014**  
 (contd.)

<b>27</b>	<b>Ziegler/Shuckburgh</b>	<b>Lister Knobbly</b>			
1 - 1:32.619	11 - 1:25.889	21 - 1:25.595	31 - 1:26.139	41 - 1:25.873	
2 - 1:45.437	12 - 1:25.529	22 - 1:25.713	32 - 1:25.137	42 - 1:26.066	
3 - 1:30.505	13 - 1:26.992	23 - 1:24.427	33 - 1:24.573		
4 - 1:28.258	14 - 1:25.649	24 - 1:24.317	34 - 1:24.896		
5 - 1:27.938	15 - 1:25.355	25 - 1:26.636	35 - 1:23.988		
6 - 1:28.082	16 - 1:28.200	26 - 1:24.315	36 - 1:24.684		
7 - 1:26.774	17 - 1:27.028	27 - 1:24.143	37 - 1:24.387		
8 - 1:27.060	18 - 1:33.798 <sup>P</sup>	28 - 1:25.473	38 - 1:24.233		
9 - 1:27.627	19 - 2:08.637	29 - <b>1:23.692</b>	39 - 1:24.685		
10 - 1:26.960	20 - 1:25.697	30 - 1:24.253	40 - 1:24.806		
<b>29</b>	<b>Ahlers/Bellinger</b>	<b>Lola Mk1 Prototype</b>			
1 - 1:36.893	11 - 1:24.566	21 - 1:23.787	31 - 1:22.239	41 - 1:23.095	
2 - 1:30.025	12 - 1:24.132	22 - 1:30.311 <sup>P</sup>	32 - 1:23.090	42 - 1:23.949	
3 - 1:26.303	13 - 1:23.918	23 - 2:10.650	33 - 1:24.924	43 - 1:24.879	
4 - 1:24.635	14 - 1:24.594	24 - 1:24.741	34 - 1:22.522		
5 - 1:24.028	15 - 1:24.539	25 - 1:24.776	35 - 1:23.222		
6 - 1:24.358	16 - 1:24.625	26 - 1:22.548	36 - 1:23.139		
7 - 1:24.375	17 - 1:24.147	27 - 1:22.026	37 - 1:23.022		
8 - 1:24.682	18 - 1:23.678	28 - 1:22.475	38 - 1:22.944		
9 - 1:24.396	19 - 1:24.530	29 - 1:22.506	39 - <b>1:21.981</b>		
10 - 1:24.652	20 - 1:24.254	30 - 1:23.138	40 - 1:23.342		
<b>31</b>	<b>Edwards</b>	<b>Rejo Mk IV</b>			
1 - 1:42.189	11 - 1:29.238	21 - 1:29.290	31 - 1:31.731		
2 - 1:33.094	12 - 1:29.569	22 - 1:29.204	32 - 1:28.749		
3 - 1:33.835	13 - 1:28.595	23 - 1:28.820	33 - 1:28.634		
4 - 1:30.290	14 - 1:28.537	24 - 1:28.290	34 - 1:28.758		
5 - 1:31.349	15 - 1:27.958	25 - <b>1:27.520</b>	35 - 1:28.662		
6 - 1:31.825	16 - 1:30.104	26 - 1:27.910	36 - 1:28.283		
7 - 1:31.937	17 - 1:28.685	27 - 1:31.516	37 - 1:29.643		
8 - 1:29.192	18 - 1:29.201	28 - 1:30.236	38 - 1:28.489		
9 - 1:29.664	19 - 1:38.218	29 - 1:29.505	39 - 1:29.604		
10 - 1:29.941	20 - 2:06.140	30 - 1:31.039	40 - 1:28.579		
<b>36</b>	<b>Wenman/Wenman</b>	<b>Lister Knobbly</b>			
1 - 1:35.855	6 - 1:27.353	11 - <b>1:25.704</b>	16 - 1:28.297		
2 - 1:32.229	7 - 1:27.063	12 - 1:27.813	17 - 1:27.513		
3 - 1:27.643	8 - 1:26.320	13 - 1:27.154	18 - 1:26.782		
4 - 1:27.673	9 - 1:26.309	14 - 1:27.377	19 - 1:25.898		
5 - 1:27.505	10 - 1:26.179	15 - 1:27.625	20 - 1:33.900 <sup>P</sup>		

\*\* CARS 16, 36, 41, 42 - Transponder not working reliably - Regulation Q.12.2.1 refers  
 Weather/Track: Cloud/Dry

**Stirling Moss Trophy for Pre-'61 Sportscars**  
**RACE 17 - LAP ANALYSIS - Donington Park - 3/4/5 May 2014**  
 (contd.)

<b>41</b>	<b>Ward**/Smith</b>	<b>Lister Costin</b>				
1 - 1:23.508	11 - 1:21.970	21 - 1:20.389	31 - 1:21.026	41 - 1:21.003		
2 - 1:21.569	12 - 1:21.638	22 - 1:20.661	32 - 1:20.500	42 - 1:21.081		
3 - 1:21.787	13 - 1:22.006	23 - 1:21.018	33 - 1:20.573	43 - 1:24.211		
4 - 1:21.751	14 - 1:21.899	24 - 1:20.725	34 - <b>1:19.898</b>	44 - 1:28.328		
5 - 1:21.649	15 - 1:22.304	25 - 1:20.883	35 - 1:20.207			
6 - 1:21.392	16 - 1:24.818P	26 - 1:19.921	36 - 1:22.207			
7 - 1:21.598	17 - 1:59.328	27 - 1:20.155	37 - 1:20.410			
8 - 1:22.572	18 - 1:20.949	28 - 1:19.905	38 - 1:21.460			
9 - 1:22.109	19 - 1:21.716	29 - 1:21.695	39 - 1:21.483			
10 - 1:21.170	20 - 1:20.348	30 - 1:20.384	40 - 1:20.905			
<b>42</b>	<b>Woolley/Shaw</b>	<b>Cooper Monaco</b>				
1 - 1:28.932	11 - 1:24.473	21 - <b>1:17.851</b>	31 - 1:20.755	41 - 1:19.777		
2 - 1:23.997	12 - 1:23.762	22 - 1:21.409	32 - 1:20.483	42 - 1:27.825		
3 - 1:23.424	13 - 1:22.787	23 - 1:21.810	33 - 1:19.775	43 - 1:21.994		
4 - 1:24.008	14 - 1:23.083	24 - 1:20.062	34 - 1:19.370	44 - 1:21.965		
5 - 1:22.911	15 - 1:22.859	25 - 1:20.871	35 - 1:21.493			
6 - 1:23.070	16 - 1:22.020	26 - 1:22.866	36 - 1:20.325			
7 - 1:22.716	17 - 1:22.362	27 - 1:21.000	37 - 1:20.714			
8 - 1:23.000	18 - 1:25.767	28 - 1:20.771	38 - 1:21.313			
9 - 1:23.874	19 - 1:33.580P	29 - 1:20.929	39 - 1:20.481			
10 - 1:23.858	20 - 2:33.386	30 - 1:23.481	40 - 1:20.433			
<b>46</b>	<b>Verdon-Roe</b>	<b>Ferrari 246S</b>				
1 - 1:23.096	6 - 1:20.557	11 - 1:21.120	16 - 1:21.149	21 - 2:08.298	26 - 1:20.665	31 - 1:21.249
2 - 1:21.358	7 - 1:21.132	12 - 1:21.779	17 - 1:21.466	22 - 1:21.236	27 - 1:21.042	32 - 1:21.702
3 - 1:21.165	8 - 1:22.033	13 - 1:21.539	18 - 1:21.817	23 - 1:20.554	28 - 1:20.978	33 - 1:21.529
4 - <b>1:20.159</b>	9 - 1:20.599	14 - 1:21.099	19 - 1:21.309	24 - 1:20.671	29 - 1:21.567	34 - 1:21.947
5 - 1:20.444	10 - 1:20.642	15 - 1:21.226	20 - 1:29.837P	25 - 1:21.492	30 - 1:22.061	35 - 1:40.822P
<b>51</b>	<b>Monteverde/Pearson</b>	<b>Lister Jaguar Knobbly</b>				
1 - 2:38.018	6 - 1:21.816	11 - 1:22.995	16 - <b>1:21.275</b>	21 - 1:21.712		
2 - 1:32.590	7 - 1:22.294	12 - 1:22.097	17 - 1:21.503	22 - 1:21.363		
3 - 1:24.174	8 - 1:22.894	13 - 1:26.147P	18 - 1:22.981	23 - 1:21.728		
4 - 1:23.409	9 - 1:23.878	14 - 5:13.226	19 - 1:21.696	24 - 1:21.946		
5 - 1:22.351	10 - 1:22.821	15 - 1:21.624	20 - 1:21.322	25 - 1:33.768P		
<b>54</b>	<b>Horsman</b>	<b>Lotus 15</b>				
1 - 1:36.343	6 - 1:22.225	11 - 1:22.661	16 - <b>1:21.260</b>	21 - 1:22.402		
2 - 1:26.671	7 - 1:22.961	12 - 1:23.088	17 - 1:26.132P	22 - 1:31.618P		
3 - 1:24.015	8 - 1:22.661	13 - 1:21.531	18 - 2:10.938			
4 - 1:22.688	9 - 1:22.121	14 - 1:21.771	19 - 1:21.469			
5 - 1:22.864	10 - 1:22.452	15 - 1:21.789	20 - 1:22.310			

\*\* CARS 16, 36, 41, 42 - Transponder not working reliably - Regulation Q.12.2.1 refers  
 Weather/Track: Cloud/Dry

**Stirling Moss Trophy for Pre-'61 Sportscars**  
**RACE 17 - LAP ANALYSIS - Donington Park - 3/4/5 May 2014**  
 (contd.)

<b>56</b>	<b>McCulloch/Blakeney-Edwards</b>	<b>Maserati 200SI</b>			
1 - 1:37.423	6 - 1:28.025	11 - 1:27.678	16 - 1:27.956	21 - 1:29.212	
2 - 1:30.852	7 - 1:27.859	12 - 1:29.763	17 - 1:29.385	22 - 1:47.740P	
3 - 1:29.455	8 - 1:26.939	13 - 1:26.988	18 - 1:54.528P		
4 - 1:27.566	9 - 1:26.900	14 - 1:26.895	19 - 2:29.090		
5 - 1:29.000	10 - 1:27.029	15 - <b>1:26.404</b>	20 - 1:29.086		
<b>70</b>	<b>Kremer/Kremer</b>	<b>Lotus 17 Prototype</b>			
1 - 1:25.712	11 - 1:22.107	21 - 1:22.350	31 - 1:32.227	41 - 1:37.006	
2 - 1:22.426	12 - 1:22.109	22 - 1:22.603	32 - 1:34.714	42 - 1:34.444	
3 - 1:22.034	13 - 1:22.201	23 - 1:24.827	33 - 1:33.571		
4 - 1:22.203	14 - 1:22.416	24 - 1:23.097	34 - 1:31.921		
5 - 1:22.862	15 - 1:23.572	25 - 1:22.282	35 - 1:32.055		
6 - 1:22.497	16 - 1:23.203	26 - 1:22.525	36 - 1:32.420		
7 - 1:22.191	17 - 1:23.888	27 - 1:23.982	37 - 1:33.644		
8 - 1:22.032	18 - 1:22.065	28 - 1:29.906P	38 - 1:34.816		
9 - 1:23.488	19 - 1:24.346	29 - 2:24.787	39 - 1:36.340		
10 - 1:23.308	20 - <b>1:21.981</b>	30 - 1:32.343	40 - 1:34.007		
<b>86</b>	<b>Cooke/Dowd</b>	<b>Cooper Bobtail</b>			
1 - 1:40.740	11 - 1:31.429	21 - 1:35.633P	31 - 1:30.386		
2 - 1:34.333	12 - 1:30.635	22 - 2:35.033	32 - 1:31.759		
3 - 1:34.197	13 - 1:31.080	23 - 1:30.637	33 - 1:29.074		
4 - 1:33.588	14 - 1:31.964	24 - 1:30.091	34 - 1:28.794		
5 - 1:32.386	15 - 1:32.339	25 - 1:29.876	35 - 1:29.733		
6 - 1:30.901	16 - 1:32.948	26 - 1:29.860	36 - 1:29.542		
7 - 1:31.683	17 - 1:32.747	27 - 1:30.172	37 - 1:31.121		
8 - 1:32.173	18 - 1:30.663	28 - 1:29.784	38 - 1:29.676		
9 - 1:32.663	19 - 1:31.802	29 - 1:29.643	39 - <b>1:28.454</b>		
10 - 1:31.199	20 - 1:32.133	30 - 1:30.789			
<b>120</b>	<b>Bennett</b>	<b>Lister Jaguar Knobbly</b>			
1 - 1:37.786	11 - 1:27.301	21 - 1:28.429	31 - 1:26.620	41 - 1:27.816	
2 - 1:33.952	12 - 1:26.681	22 - 1:27.831	32 - <b>1:25.985</b>		
3 - 1:29.210	13 - 1:26.733	23 - 1:28.488	33 - 1:28.816		
4 - 1:28.515	14 - 1:27.823	24 - 1:28.142	34 - 1:26.433		
5 - 1:29.508	15 - 1:26.311	25 - 1:27.140	35 - 1:26.658		
6 - 1:27.240	16 - 1:27.343	26 - 1:27.259	36 - 1:27.390		
7 - 1:26.856	17 - 1:30.508	27 - 1:28.045	37 - 1:27.025		
8 - 1:27.303	18 - 1:27.561	28 - 1:27.557	38 - 1:27.292		
9 - 1:27.026	19 - 1:35.106P	29 - 1:28.206	39 - 1:26.755		
10 - 1:28.006	20 - 2:20.951	30 - 1:27.077	40 - 1:27.542		

\*\* CARS 16, 36, 41, 42 - Transponder not working reliably - Regulation Q.12.2.1 refers  
 Weather/Track: Cloud/Dry

**Stirling Moss Trophy for Pre-'61 Sportscars**  
**RACE 17 - LAP ANALYSIS - Donington Park - 3/4/5 May 2014**  
 (contd.)

<b>251</b>	<b>Lewis/Mazjub</b>	<b>Lister Knobbly</b>			
1 - 1:33.311	11 - 1:26.028	21 - 1:27.227	31 - 1:25.961	41 - 1:27.178	
2 - 1:32.937	12 - 1:25.863	22 - 1:28.365	32 - 1:25.461	42 - <b>1:23.841</b>	
3 - 1:28.948	13 - 1:27.061	23 - 1:28.841	33 - 1:24.042		
4 - 1:27.179	14 - 1:25.537	24 - 1:33.703P	34 - 1:25.530		
5 - 1:26.936	15 - 1:27.113	25 - 2:12.364	35 - 1:24.592		
6 - 1:27.221	16 - 1:26.290	26 - 1:25.017	36 - 1:24.729		
7 - 1:26.384	17 - 1:25.957	27 - 1:24.321	37 - 1:24.260		
8 - 1:27.418	18 - 1:30.001	28 - 1:24.824	38 - 1:24.100		
9 - 1:25.922	19 - 1:25.641	29 - 1:25.102	39 - 1:24.751		
10 - 1:25.466	20 - 1:26.091	30 - 1:23.886	40 - 1:25.325		

\*\* CARS 16, 36, 41, 42 - Transponder not working reliably - Regulation Q.12.2.1 refers  
 Weather/Track: Cloud/Dry

**Stirling Moss Trophy for Pre-'61 Sportscars**  
**RACE 17 - LAP CHART - Donington Park - 3/4/5 May 2014**

Lap 1			Lap 2			Lap 3			Lap 4			Lap 5		
No	Behind	Laptime	No	Behind	Laptime	No	Behind	Laptime	No	Behind	Laptime	No	Behind	Laptime
46		1:23.096	46		1:21.358	46		1:21.165	46		1:20.159	46		1:20.444
41	0.412	1:23.508	41	0.623	1:21.569	41	1.245	1:21.787	41	2.837	1:21.751	41	4.042	1:21.649
70	2.616	1:25.712	70	3.684	1:22.426	70	4.553	1:22.034	70	6.597	1:22.203	70	9.015	1:22.862
8	4.998	1:28.094	8	7.232	1:23.592	51	1 LAP	1:32.590	51	1 LAP	1:24.174	51	1 LAP	1:23.409
16	5.161	1:28.257	16	7.292	1:23.489	16	9.108	1:22.981	16	11.332	1:22.383	16	13.973	1:23.085
42	5.836	1:28.932	42	8.475	1:23.997	8	9.644	1:23.577	8	12.019	1:22.534	8	14.272	1:22.697
1	6.198	1:29.294	1	9.797	1:24.957	42	10.734	1:23.424	42	14.583	1:24.008	42	17.050	1:22.911
27	9.523	1:32.619	54	18.560	1:26.671	54	21.410	1:24.015	54	23.939	1:22.688	54	26.359	1:22.864
251	10.215	1:33.311	14	21.184	1:31.990	14	25.167	1:25.148	14	30.450	1:25.442	14	34.973	1:24.967
14	10.552	1:33.648	251	21.794	1:32.937	1	26.766	1:38.134P	29	32.078	1:24.635	29	35.662	1:24.028
4	12.370	1:35.466	29	22.464	1:30.025	29	27.602	1:26.303	251	36.597	1:27.179	251	43.089	1:26.936
36	12.759	1:35.855	4	23.513	1:32.501	251	29.577	1:28.948	36	37.622	1:27.673	36	44.683	1:27.505
54	13.247	1:36.343	36	23.630	1:32.229	36	30.108	1:27.643	4	38.991	1:28.059	4	46.708	1:28.161
29	13.797	1:36.893	56	23.821	1:30.852	4	31.091	1:28.743	56	39.518	1:27.566	10	47.547	1:27.381
56	14.327	1:37.423	3	24.343	1:30.699	56	32.111	1:29.455	22	40.235	1:27.655	56	48.074	1:29.000
120	14.690	1:37.786	22	24.829	1:30.792	22	32.739	1:29.075	10	40.610	1:27.122	22	48.652	1:28.861
3	15.002	1:38.098	10	26.341	1:32.127	10	33.647	1:28.471	3	41.810	1:27.924	3	50.271	1:28.905
22	15.395	1:38.491	120	27.284	1:33.952	3	34.045	1:30.867	120	43.685	1:28.515	120	52.749	1:29.508
10	15.572	1:38.668	21	29.726	1:33.102	120	35.329	1:29.210	27	51.041	1:28.258	11	2 LAPS	4:19.600
19	16.497	1:39.593	19	29.775	1:34.636	21	40.348	1:31.787	21	52.581	1:32.392	27	58.535	1:27.938
86	17.644	1:40.740	86	30.619	1:34.333	27	42.942	1:30.505	31	53.630	1:30.290	21	1:04.097	1:31.960
21	17.982	1:41.078	31	30.829	1:33.094	31	43.499	1:33.835	19	55.702	1:32.127	31	1:04.535	1:31.349
11	18.726	1:41.822	20	31.659	1:32.966	86	43.651	1:34.197	86	57.080	1:33.588	19	1:07.216	1:31.958
31	19.093	1:42.189	27	33.602	1:45.437	19	43.734	1:35.124	20	57.135	1:33.356	20	1:07.907	1:31.216
20	20.051	1:43.147	11	37.441	1:40.073P	20	43.938	1:33.444				86	1:09.022	1:32.386
51	1:14.922	2:38.018												

\*\* CARS 16, 36, 41, 42 - Transponder not working reliably - Regulation Q.12.2.1 refers  
Weather/Track: Cloud/Dry

Donington Park  
Circuit Length = 1.9790 miles.  
Start: 15:08 End: 16:08

**Stirling Moss Trophy for Pre-'61 Sportscars**  
**RACE 17 - LAP CHART - Donington Park - 3/4/5 May 2014**  
 (contd.)

Lap 6			Lap 7			Lap 8			Lap 9			Lap 10		
No	Behind	Laptime	No	Behind	Laptime	No	Behind	Laptime	No	Behind	Laptime	No	Behind	Laptime
46		1:20.557	46		1:21.132	46		1:22.033	46		1:20.599	46		1:20.642
41	4.877	1:21.392	41	5.343	1:21.598	31	1 LAP	1:31.937	41	7.392	1:22.109	27	1 LAP	1:27.627
70	10.955	1:22.497	70	12.014	1:22.191	21	1 LAP	1:33.761	11	3 LAPS	1:32.686	41	7.920	1:21.170
51	1 LAP	1:22.351	51	1 LAP	1:21.816	19	1 LAP	1:31.510	31	1 LAP	1:29.192	70	17.568	1:23.308
8	16.953	1:23.238	8	18.507	1:22.686	41	5.882	1:22.572	21	1 LAP	1:29.673	11	3 LAPS	1:30.529
16	17.152	1:23.736	16	19.947	1:23.927	20	1 LAP	1:30.977	70	14.902	1:23.488	51	1 LAP	1:23.878
42	19.563	1:23.070	42	21.147	1:22.716	86	1 LAP	1:31.683	19	1 LAP	1:31.424	31	1 LAP	1:29.664
54	28.027	1:22.225	54	29.856	1:22.961	70	12.013	1:22.032	51	1 LAP	1:22.894	21	1 LAP	1:30.486
29	39.463	1:24.358	29	42.706	1:24.375	51	1 LAP	1:22.294	86	1 LAP	1:32.173	8	24.951	1:24.180
14	41.397	1:26.981	14	46.052	1:25.787	8	19.220	1:22.746	8	21.413	1:22.792	19	1 LAP	1:30.736
251	49.753	1:27.221	251	55.005	1:26.384	16	21.682	1:23.768	42	25.389	1:23.874	42	28.605	1:23.858
36	51.479	1:27.353	36	57.410	1:27.063	42	22.114	1:23.000	16	25.752	1:24.669	16	30.032	1:24.922
4	53.464	1:27.313	4	59.333	1:27.001	54	30.484	1:22.661	20	1 LAP	1:44.836P	86	1 LAP	1:32.663
10	54.299	1:27.309	10	59.805	1:26.638	29	45.355	1:24.682	54	32.006	1:22.121	54	33.816	1:22.452
56	55.542	1:28.025	22	1:01.904	1:27.033	14	49.197	1:25.178	29	49.152	1:24.396	29	53.162	1:24.652
22	56.003	1:27.908	56	1:02.269	1:27.859	251	1:00.390	1:27.418	14	54.084	1:25.486	14	57.923	1:24.481
3	56.806	1:27.092	3	1:03.218	1:27.544	36	1:01.697	1:26.320	251	1:05.713	1:25.922	251	1:10.537	1:25.466
120	59.432	1:27.240	120	1:05.156	1:26.856	4	1:03.960	1:26.660	36	1:07.407	1:26.309	36	1:12.944	1:26.179
27	1:06.060	1:28.082	27	1:11.702	1:26.774	10	1:04.392	1:26.620	4	1:10.541	1:27.180	10	1:16.081	1:25.833
11	2 LAPS	1:33.110	11	2 LAPS	1:31.053	22	1:05.571	1:25.700	10	1:10.890	1:27.097	22	1:17.754	1:26.723
21	1:15.008	1:31.468				56	1:07.175	1:26.939	22	1:11.673	1:26.701	4	1:18.758	1:28.859
31	1:15.803	1:31.825				3	1:08.115	1:26.930	56	1:13.476	1:26.900	56	1:19.863	1:27.029
19	1:17.457	1:30.798				120	1:10.426	1:27.303	3	1:13.862	1:26.346	3	1:20.471	1:27.251
20	1:18.297	1:30.947				27	1:16.729	1:27.060	120	1:16.853	1:27.026			
86	1:19.366	1:30.901												

\*\* CARS 16, 36, 41, 42 - Transponder not working reliably - Regulation Q.12.2.1 refers  
 Weather/Track: Cloud/Dry

Donington Park  
 Circuit Length = 1.9790 miles.  
 Start: 15:08 End: 16:08



**Stirling Moss Trophy for Pre-'61 Sportscars**  
**RACE 17 - LAP CHART - Donington Park - 3/4/5 May 2014**  
 (contd.)

Lap 11			Lap 12			Lap 13			Lap 14			Lap 15		
No	Behind	Laptime	No	Behind	Laptime	No	Behind	Laptime	No	Behind	Laptime	No	Behind	Laptime
46		1:21.120	46		1:21.779	46		1:21.539	46		1:21.099	46		1:21.226
120	1 LAP	1:28.006	10	1 LAP	1:28.055	36	1 LAP	1:27.813	251	1 LAP	1:27.061	251	1 LAP	1:25.537
41	8.770	1:21.970	22	1 LAP	1:26.647	10	1 LAP	1:26.638	36	1 LAP	1:27.154	41	10.974	1:22.304
27	1 LAP	1:26.960	4	1 LAP	1:28.279	22	1 LAP	1:26.871	41	9.896	1:21.899	36	1 LAP	1:27.377
70	18.555	1:22.107	56	1 LAP	1:27.678	41	9.096	1:22.006	10	1 LAP	1:26.694	10	1 LAP	1:26.470
51	1 LAP	1:22.821	3	1 LAP	1:27.279	4	1 LAP	1:26.897	4	1 LAP	1:27.208	4	1 LAP	1:27.046
11	3 LAPS	1:30.758	120	1 LAP	1:27.301	3	1 LAP	1:28.998	3	1 LAP	1:26.217	3	1 LAP	1:26.334
8	28.202	1:24.371	41	8.629	1:21.638	56	1 LAP	1:29.763	56	1 LAP	1:26.988	70	23.210	1:23.572
31	1 LAP	1:29.941	27	1 LAP	1:25.889	120	1 LAP	1:26.681	120	1 LAP	1:26.733	56	1 LAP	1:26.895
42	31.958	1:24.473	70	18.885	1:22.109	27	1 LAP	1:25.529	70	20.864	1:22.416	120	1 LAP	1:27.823
21	1 LAP	1:30.208	51	1 LAP	1:22.995	70	19.547	1:22.201	27	1 LAP	1:26.992	27	1 LAP	1:25.649
16	34.146	1:25.234	8	29.242	1:22.819	51	1 LAP	1:22.097	51	1 LAP	1:26.147P	8	34.398	1:23.133
54	35.357	1:22.661	42	33.941	1:23.762	8	30.315	1:22.612	22	1 LAP	1:43.160	22	1 LAP	1:27.871
19	1 LAP	1:30.933	11	3 LAPS	1:29.915	42	35.189	1:22.787	8	32.491	1:23.275	54	37.893	1:21.789
86	1 LAP	1:31.199	54	36.666	1:23.088	54	36.658	1:21.531	42	37.173	1:23.083	42	38.806	1:22.859
29	56.608	1:24.566	31	1 LAP	1:29.238	16	43.058	1:26.067	54	37.330	1:21.771	16	50.893	1:24.768
14	1:01.505	1:24.702	16	38.530	1:26.163	11	3 LAPS	1:31.557	16	47.351	1:25.392	31	1 LAP	1:28.537
251	1:15.445	1:26.028	21	1 LAP	1:30.241	31	1 LAP	1:29.569	31	1 LAP	1:28.595	11	3 LAPS	1:28.908
36	1:17.528	1:25.704	19	1 LAP	1:30.160	21	1 LAP	1:30.593	11	3 LAPS	1:29.873	21	1 LAP	1:29.328
			86	1 LAP	1:31.429	19	1 LAP	1:30.189	21	1 LAP	1:29.659	29	1:08.148	1:24.539
			29	58.961	1:24.132	86	1 LAP	1:30.635	19	1 LAP	1:29.126	19	1 LAP	1:29.394
			14	1:03.913	1:24.187	29	1:01.340	1:23.918	29	1:04.835	1:24.594	14	1:16.468	1:26.077
			251	1:19.529	1:25.863	14	1:07.397	1:25.023	86	1 LAP	1:31.080	86	1 LAP	1:31.964
									14	1:11.617	1:25.319			

\*\* CARS 16, 36, 41, 42 - Transponder not working reliably - Regulation Q.12.2.1 refers  
 Weather/Track: Cloud/Dry

Donington Park  
 Circuit Length = 1.9790 miles.  
 Start: 15:08 End: 16:08

**Stirling Moss Trophy for Pre-'61 Sportscars**  
**RACE 17 - LAP CHART - Donington Park - 3/4/5 May 2014**  
 (contd.)

Lap 16			Lap 17			Lap 18			Lap 19			Lap 20		
No	Behind	Laptime	No	Behind	Laptime	No	Behind	Laptime	No	Behind	Laptime	No	Behind	Laptime
46		1:21.149	46		1:21.466	46		1:21.817	46		1:21.309	46		1:29.837P
41	14.643	1:24.818P	86	2 LAPS	1:32.339	14	1 LAP	1:26.602	31	2 LAPS	1:28.685	31	2 LAPS	1:29.201
251	1 LAP	1:27.113	251	1 LAP	1:26.290	19	2 LAPS	1:30.348	11	4 LAPS	1:28.840	14	1 LAP	1:24.645
36	1 LAP	1:27.625	36	1 LAP	1:28.297	21	2 LAPS	1:34.375P	14	1 LAP	1:24.947	54	1 LAP	1:21.469
10	1 LAP	1:26.604	70	27.686	1:23.888	51	4 LAPS	5:13.226	54	1 LAP	2:10.938	11	4 LAPS	1:29.269
70	25.264	1:23.203	10	1 LAP	1:28.495	86	2 LAPS	1:32.948	19	2 LAPS	1:28.936	51	4 LAPS	1:21.275
4	1 LAP	1:27.307	4	1 LAP	1:26.747	251	1 LAP	1:25.957	51	4 LAPS	1:21.624	19	2 LAPS	1:29.584
3	1 LAP	1:26.544	3	1 LAP	1:27.280	70	27.934	1:22.065	70	30.971	1:24.346	70	23.115	1:21.981
56	1 LAP	1:26.404	56	1 LAP	1:27.956	36	1 LAP	1:27.513	251	1 LAP	1:30.001	251	1 LAP	1:25.641
120	1 LAP	1:26.311	120	1 LAP	1:27.343	10	1 LAP	1:26.175	86	2 LAPS	1:32.747	86	2 LAPS	1:30.663
27	1 LAP	1:25.355	8	37.590	1:23.089	4	1 LAP	1:27.009	10	1 LAP	1:25.593	10	1 LAP	1:25.734
8	35.967	1:22.718	27	1 LAP	1:28.200	3	1 LAP	1:27.118	36	1 LAP	1:26.782	36	1 LAP	1:25.898
54	38.004	1:21.260	42	40.573	1:22.362	8	40.013	1:24.240	8	42.968	1:24.264	8	38.553	1:25.422P
42	39.677	1:22.020	54	42.670	1:26.132P	27	1 LAP	1:27.028	4	1 LAP	1:27.818	4	1 LAP	1:26.812
22	1 LAP	1:26.388	22	1 LAP	1:25.563	56	1 LAP	1:29.385	3	1 LAP	1:31.231P	16	1 LAP	2:23.652
16	54.578	1:24.834	41	52.505	1:59.328	42	44.523	1:25.767	120	1 LAP	1:27.561	41	42.555	1:20.348
31	1 LAP	1:27.958	16	57.810	1:24.698	120	1 LAP	1:30.508	41	52.044	1:21.716	22	1 LAP	1:25.926
29	1:11.624	1:24.625	29	1:14.305	1:24.147	22	1 LAP	1:26.689	27	1 LAP	1:33.798P	120	1 LAP	1:35.106P
11	3 LAPS	1:32.473	31	1 LAP	1:30.104	41	51.637	1:20.949	22	1 LAP	1:27.714	29	1:13.804	1:24.254
21	1 LAP	1:29.268	11	3 LAPS	1:29.063	16	1:09.407	1:33.414P	42	56.794	1:33.580P	21	2 LAPS	1:34.261
19	1 LAP	1:29.174				29	1:16.166	1:23.678	56	1 LAP	1:54.528P	54	1:24.424	1:22.310
14	1:20.126	1:24.807							21	2 LAPS	2:30.995	14	1:26.564	1:24.673
									29	1:19.387	1:24.530	51	3 LAPS	1:21.503
												27	1 LAP	2:08.637
												11	3 LAPS	1:29.893
												3	1 LAP	2:20.764
												31	1 LAP	1:38.218

\*\* CARS 16, 36, 41, 42 - Transponder not working reliably - Regulation Q.12.2.1 refers  
 Weather/Track: Cloud/Dry

Donington Park  
 Circuit Length = 1.9790 miles.  
 Start: 15:08 End: 16:08

**Stirling Moss Trophy for Pre-'61 Sportscars**  
**RACE 17 - LAP CHART - Donington Park - 3/4/5 May 2014**  
 (contd.)

Lap 21			Lap 22			Lap 23			Lap 24			Lap 25		
No	Behind	Laptime	No	Behind	Laptime	No	Behind	Laptime	No	Behind	Laptime	No	Behind	Laptime
70		1:22.350	70		1:22.603	70		1:24.827	70		1:23.097	70		1:22.282
19	2 LAPS	1:34.491P	120	2 LAPS	2:20.951	3	2 LAPS	1:29.973	42	1 LAP	1:21.810	42	1 LAP	1:20.062
251	1 LAP	1:26.091	42	1 LAP	1:17.851	11	4 LAPS	1:34.870P	21	3 LAPS	1:33.370	41	7.957	1:20.883
10	1 LAP	1:26.145	251	1 LAP	1:27.227	42	1 LAP	1:21.409	41	9.356	1:20.725	46	13.977	1:21.492
42	1 LAP	2:33.386	41	15.537	1:20.661	41	11.728	1:21.018	3	2 LAPS	1:29.274	3	2 LAPS	1:29.078
41	17.479	1:20.389	46	21.466	1:21.236	120	2 LAPS	1:28.429	46	14.767	1:20.671	21	3 LAPS	1:34.224
86	2 LAPS	1:31.802	16	1 LAP	1:24.704P	251	1 LAP	1:28.365	120	2 LAPS	1:27.831	16	1 LAP	1:23.800
16	1 LAP	1:25.753	10	1 LAP	1:36.027P	46	17.193	1:20.554	16	1 LAP	1:21.245	120	2 LAPS	1:28.488
36	1 LAP	1:33.900P	86	2 LAPS	1:32.133	16	1 LAP	1:23.718	251	1 LAP	1:28.841	29	1 LAP	1:24.741
46	22.833	2:08.298	4	1 LAP	1:32.698P	22	1 LAP	1:26.973	29	1 LAP	2:10.650	86	3 LAPS	2:35.033
4	1 LAP	1:28.331	56	2 LAPS	1:29.086	86	2 LAPS	1:35.633P	10	2 LAPS	3:03.521	251	1 LAP	1:33.703P
56	2 LAPS	2:29.090	22	1 LAP	1:27.251	56	2 LAPS	1:29.212	31	2 LAPS	1:29.204	14	1 LAP	2:10.592
22	1 LAP	1:25.887	31	2 LAPS	2:06.140	31	2 LAPS	1:29.290	22	1 LAP	1:33.187P	10	2 LAPS	1:29.209
29	52.126	1:23.787	19	2 LAPS	2:11.352	19	2 LAPS	1:30.398	8	1:00.436	1:23.183	31	2 LAPS	1:28.820
54	1:01.361	1:22.402	29	59.834	1:30.311P	8	1:00.350	1:23.529	51	3 LAPS	1:21.712	51	3 LAPS	1:21.363
8	1:02.073	2:08.985	8	1:01.648	1:22.178	51	3 LAPS	1:21.322	19	2 LAPS	1:30.906	8	1:00.971	1:22.817
51	3 LAPS	1:22.981	51	3 LAPS	1:21.696	14	1:16.413	1:31.136P	56	2 LAPS	1:47.740P	19	2 LAPS	1:29.321
14	1:08.336	1:27.237	54	1:10.376	1:31.618P	4	1 LAP	2:07.510	4	1 LAP	1:25.199	4	1 LAP	1:24.662
21	2 LAPS	1:34.048	14	1:10.104	1:24.371	27	1 LAP	1:25.713	27	1 LAP	1:24.427	27	1 LAP	1:24.317
27	1 LAP	1:25.697	27	1 LAP	1:25.595									
11	3 LAPS	1:28.807	21	2 LAPS	1:34.250									
3	1 LAP	1:27.858												

\*\* CARS 16, 36, 41, 42 - Transponder not working reliably - Regulation Q.12.2.1 refers  
 Weather/Track: Cloud/Dry

Donington Park  
 Circuit Length = 1.9790 miles.  
 Start: 15:08 End: 16:08

**Stirling Moss Trophy for Pre-'61 Sportscars**  
**RACE 17 - LAP CHART - Donington Park - 3/4/5 May 2014**  
 (contd.)

Lap 26			Lap 27			Lap 28			Lap 29			Lap 30		
No	Behind	Laptime	No	Behind	Laptime	No	Behind	Laptime	No	Behind	Laptime	No	Behind	Laptime
70		1:22.525	70		1:23.982	41		1:19.905	41		1:21.695	41		1:20.384
42	1 LAP	1:20.871	42	1 LAP	1:22.866	251	2 LAPS	1:25.017	251	2 LAPS	1:24.321	31	3 LAPS	1:31.516
41	5.353	1:19.921	4	2 LAPS	1:26.367	4	2 LAPS	1:24.473	4	2 LAPS	1:24.315	251	2 LAPS	1:24.824
46	12.117	1:20.665	41	1.526	1:20.155	27	2 LAPS	1:24.315	27	2 LAPS	1:24.143	46	10.273	1:22.061
3	2 LAPS	1:27.338	27	2 LAPS	1:26.636	70	8.475	1:29.906P	46	8.596	1:21.567	27	2 LAPS	1:25.473
16	1 LAP	1:23.476	46	9.177	1:21.042	46	8.724	1:20.978	19	3 LAPS	1:30.593	4	2 LAPS	1:26.660
29	1 LAP	1:24.776	16	1 LAP	1:23.332	16	1 LAP	1:23.326	29	1 LAP	1:22.475	19	3 LAPS	1:28.720
21	3 LAPS	1:33.357	29	1 LAP	1:22.548	29	1 LAP	1:22.026	3	2 LAPS	1:27.130	29	1 LAP	1:22.506
120	2 LAPS	1:28.142	3	2 LAPS	1:28.119	3	2 LAPS	1:26.544	16	1 LAP	1:39.351P	3	2 LAPS	1:28.187
22	2 LAPS	2:27.181	120	2 LAPS	1:27.140	120	2 LAPS	1:27.259	120	2 LAPS	1:28.045	120	2 LAPS	1:27.557
86	3 LAPS	1:30.637	21	3 LAPS	1:32.862	22	2 LAPS	1:31.069	14	1 LAP	1:25.202	14	1 LAP	1:25.240
14	1 LAP	1:25.302	22	2 LAPS	1:31.296	14	1 LAP	1:25.432	22	2 LAPS	1:30.478	22	2 LAPS	1:29.063
10	2 LAPS	1:29.735	86	3 LAPS	1:30.091	21	3 LAPS	1:32.384	21	3 LAPS	1:33.410	8	1:08.268	1:25.937
51	3 LAPS	1:21.728	14	1 LAP	1:24.880	86	3 LAPS	1:29.876	86	3 LAPS	1:29.860	86	3 LAPS	1:30.172
31	2 LAPS	1:28.290	51	3 LAPS	1:21.946	8	1:01.897	1:22.741	8	1:02.715	1:22.513	21	3 LAPS	1:33.948
8	1:01.131	1:22.685	8	1:00.587	1:23.438	51	3 LAPS	1:33.768P	70	1:11.567	2:24.787			
19	2 LAPS	1:28.746	10	2 LAPS	1:29.671	10	2 LAPS	1:27.949	10	2 LAPS	1:28.403			
251	1 LAP	2:12.364	31	2 LAPS	1:27.520	31	2 LAPS	1:27.910	42	1:20.005	1:20.929			
			42	1:21.431	1:21.000	42	1:20.771	1:20.771						
			19	2 LAPS	1:28.774									

\*\* CARS 16, 36, 41, 42 - Transponder not working reliably - Regulation Q.12.2.1 refers  
 Weather/Track: Cloud/Dry

Donington Park  
 Circuit Length = 1.9790 miles.  
 Start: 15:08 End: 16:08

**Stirling Moss Trophy for Pre-'61 Sportscars**  
**RACE 17 - LAP CHART - Donington Park - 3/4/5 May 2014**  
 (contd.)

Lap 31			Lap 32			Lap 33			Lap 34			Lap 35		
No	Behind	Laptime	No	Behind	Laptime	No	Behind	Laptime	No	Behind	Laptime	No	Behind	Laptime
41		1:21.026	41		1:20.500	41		1:20.573	41		1:19.898	41		1:20.207
42	1 LAP	1:23.481	42	1 LAP	1:20.755	42	1 LAP	1:20.483	42	1 LAP	1:19.775	42	1 LAP	1:19.370
70	1 LAP	1:32.343	21	4 LAPS	1:32.545	22	3 LAPS	1:30.025	22	3 LAPS	1:29.554	22	3 LAPS	1:30.442
10	3 LAPS	1:28.698	46	11.698	1:21.702	86	4 LAPS	1:29.643	46	14.703	1:21.947	86	4 LAPS	1:30.386
31	3 LAPS	1:30.236	70	1 LAP	1:32.227	46	12.654	1:21.529	86	4 LAPS	1:30.789	251	2 LAPS	1:24.042
46	10.496	1:21.249	10	3 LAPS	1:31.603	21	4 LAPS	1:34.217	251	2 LAPS	1:25.461	27	2 LAPS	1:24.573
251	2 LAPS	1:25.102	251	2 LAPS	1:23.886	251	2 LAPS	1:25.961	27	2 LAPS	1:25.137	46	35.318	1:40.822P
27	2 LAPS	1:23.692	31	3 LAPS	1:29.505	10	3 LAPS	1:29.408	4	2 LAPS	1:25.341	4	2 LAPS	1:24.147
4	2 LAPS	1:24.506	27	2 LAPS	1:24.253	27	2 LAPS	1:26.139	21	4 LAPS	1:33.915	10	3 LAPS	1:28.682
19	3 LAPS	1:28.793	4	2 LAPS	1:24.210	4	2 LAPS	1:26.023	10	3 LAPS	1:30.066	29	1 LAP	1:22.522
29	1 LAP	1:23.138	19	3 LAPS	1:28.409	70	1 LAP	1:34.714	29	1 LAP	1:24.924	21	4 LAPS	1:31.899
3	2 LAPS	1:28.038	29	1 LAP	1:22.239	31	3 LAPS	1:31.039	31	3 LAPS	1:31.731	31	3 LAPS	1:28.749
120	2 LAPS	1:28.206	3	2 LAPS	1:28.176	29	1 LAP	1:23.090	70	1 LAP	1:33.571	70	1 LAP	1:31.921
14	1 LAP	1:23.908	14	1 LAP	1:24.661	19	3 LAPS	1:28.908	19	3 LAPS	1:28.991	19	3 LAPS	1:28.439
8	1:10.061	1:22.819	120	2 LAPS	1:27.077	3	2 LAPS	1:28.497	14	1 LAP	1:25.086	14	1 LAP	1:24.959
22	2 LAPS	1:29.287	8	1:12.764	1:23.203	14	1 LAP	1:25.387	3	2 LAPS	1:27.797			
86	3 LAPS	1:29.784				120	2 LAPS	1:26.620	120	2 LAPS	1:25.985			
						8	1:16.465	1:24.274	8	1:19.363	1:22.796			

\*\* CARS 16, 36, 41, 42 - Transponder not working reliably - Regulation Q.12.2.1 refers  
 Weather/Track: Cloud/Dry

Donington Park  
 Circuit Length = 1.9790 miles.  
 Start: 15:08 End: 16:08

**Stirling Moss Trophy for Pre-'61 Sportscars**  
**RACE 17 - LAP CHART - Donington Park - 3/4/5 May 2014**  
 (contd.)

Lap 36			Lap 37			Lap 38			Lap 39			Lap 40		
No	Behind	Laptime	No	Behind	Laptime	No	Behind	Laptime	No	Behind	Laptime	No	Behind	Laptime
41		1:22.207	41		1:20.410	41		1:21.460	41		1:21.483	41		1:20.905
3	3 LAPS	1:27.007	42	1 LAP	1:20.325	8	1 LAP	1:23.494	70	2 LAPS	1:33.644	21	5 LAPS	1:31.809
42	1 LAP	1:21.493	14	2 LAPS	1:25.819	14	2 LAPS	1:25.557	8	1 LAP	1:22.430	19	4 LAPS	1:29.162
8	1 LAP	1:24.446	8	1 LAP	1:23.179	3	3 LAPS	1:26.387	14	2 LAPS	1:24.177	8	1 LAP	1:22.322
120	3 LAPS	1:28.816	3	3 LAPS	1:27.821	120	3 LAPS	1:26.658	3	3 LAPS	1:27.130	14	2 LAPS	1:24.371
22	3 LAPS	1:28.288	120	3 LAPS	1:26.433	251	2 LAPS	1:24.729	120	3 LAPS	1:27.390	70	2 LAPS	1:34.816
251	2 LAPS	1:25.530	22	3 LAPS	1:28.056	27	2 LAPS	1:24.684	251	2 LAPS	1:24.260	3	3 LAPS	1:26.974
27	2 LAPS	1:24.896	251	2 LAPS	1:24.592	22	3 LAPS	1:28.309	27	2 LAPS	1:24.387	120	3 LAPS	1:27.025
86	4 LAPS	1:31.759	27	2 LAPS	1:23.988	4	2 LAPS	1:24.384	4	2 LAPS	1:24.215	251	2 LAPS	1:24.100
4	2 LAPS	1:26.265	4	2 LAPS	1:24.539	29	1 LAP	1:23.022	29	1 LAP	1:22.944	27	2 LAPS	1:24.233
29	1 LAP	1:23.222	29	1 LAP	1:23.139	86	4 LAPS	1:28.794	22	3 LAPS	1:30.101	29	1 LAP	1:21.981
10	3 LAPS	1:27.970	86	4 LAPS	1:29.074	10	3 LAPS	1:28.328	86	4 LAPS	1:29.733	4	2 LAPS	1:24.293
21	4 LAPS	1:31.345	10	3 LAPS	1:28.698	31	3 LAPS	1:28.662	10	3 LAPS	1:28.310	86	4 LAPS	1:29.542
31	3 LAPS	1:28.634	31	3 LAPS	1:28.758	21	4 LAPS	1:31.756	31	3 LAPS	1:28.283	10	3 LAPS	1:29.249
70	1 LAP	1:32.055	21	4 LAPS	1:31.445	19	3 LAPS	1:28.881	42	1:20.047	1:20.481	22	3 LAPS	1:47.786
19	3 LAPS	1:28.194	19	3 LAPS	1:28.937	42	1:21.049	1:21.313				42	1:19.575	1:20.433
			70	1 LAP	1:32.420									
			42	1:21.196	1:20.714									

\*\* CARS 16, 36, 41, 42 - Transponder not working reliably - Regulation Q.12.2.1 refers  
 Weather/Track: Cloud/Dry

Donington Park  
 Circuit Length = 1.9790 miles.  
 Start: 15:08 End: 16:08

**Stirling Moss Trophy for Pre-'61 Sportscars**  
**RACE 17 - LAP CHART - Donington Park - 3/4/5 May 2014**  
 (contd.)

Lap 41			Lap 42			Lap 43			Lap 44			Lap 45		
No	Behind	Laptime	No	Behind	Laptime	No	Behind	Laptime	No	Behind	Laptime	No	Behind	Laptime
41		1:21.003	41		1:21.081	41		1:24.211	41		1:28.328			
31	4 LAPS	1:29.643	86	5 LAPS	1:31.121	42	1 LAP	1:27.825	8	1 LAP	1:22.506			
8	1 LAP	1:23.005	10	4 LAPS	1:30.536	86	5 LAPS	1:29.676	86	5 LAPS	1:28.454			
19	4 LAPS	1:29.411	22	4 LAPS	1:30.554	8	1 LAP	1:23.684	10	4 LAPS	1:27.655			
14	2 LAPS	1:24.925	8	1 LAP	1:22.017	10	4 LAPS	1:28.600	22	4 LAPS	1:27.542			
21	5 LAPS	1:32.951	31	4 LAPS	1:28.489	22	4 LAPS	1:29.845	31	4 LAPS	1:28.579			
3	3 LAPS	1:29.871	14	2 LAPS	1:26.298	31	4 LAPS	1:29.604	14	2 LAPS	1:24.966			
120	3 LAPS	1:27.292	19	4 LAPS	1:29.558	14	2 LAPS	1:24.789	19	4 LAPS	1:28.647			
70	2 LAPS	1:36.340	21	5 LAPS	1:30.092	19	4 LAPS	1:28.577	21	5 LAPS	1:30.567			
251	2 LAPS	1:24.751	120	3 LAPS	1:26.755	21	5 LAPS	1:30.219	120	3 LAPS	1:27.816			
29	1 LAP	1:23.342	3	3 LAPS	1:29.137	120	3 LAPS	1:27.542	3	3 LAPS	1:27.863			
27	2 LAPS	1:24.685	70	2 LAPS	1:34.007	3	3 LAPS	1:27.465	29	1 LAP	1:24.879			
4	2 LAPS	1:23.755	29	1 LAP	1:23.095	29	1 LAP	1:23.949	251	2 LAPS	1:23.841			
42	1:18.349	1:19.777	251	2 LAPS	1:25.325	27	2 LAPS	1:25.873	27	2 LAPS	1:26.066			
			27	2 LAPS	1:24.806	251	2 LAPS	1:27.178	4	2 LAPS	1:24.833			
			4	2 LAPS	1:24.342	4	2 LAPS	1:26.100	70	2 LAPS	1:34.444			
						70	2 LAPS	1:37.006	42	1:16.513	1:21.965			
						42	1:22.876	1:21.994						

\*\* CARS 16, 36, 41, 42 - Transponder not working reliably - Regulation Q.12.2.1 refers  
 Weather/Track: Cloud/Dry

Donington Park  
 Circuit Length = 1.9790 miles.  
 Start: 15:08 End: 16:08

# Masters Gentlemen Drivers Pre-'66 GT

## RACE 18 - CLASSIFICATION - Donington Park - 3/4/5 May 2014

POS	NO	CL	DRIVER(S)	CAR	TIME	LAPS	GAP	MPH	BEST
1	2	C3	Voyazides/Hadfield	AC Cobra	1:30:30.700	62		81.31	1:21.184
2	15	C3	Bryant/Bryant	AC Cobra	1:30:30.855	62	0.155	81.31	1:20.580
3	94	C3	Gans/Wolfe	AC Cobra	1:30:42.091	62	11.391	81.14	1:21.193
4	46	C3	Reuben/Whitaker	TVR Griffith	1:30:46.436	62	15.736	81.08	1:21.171
5	5	C3	Monteverde/Pearson	Jaguar E-type	1:31:48.644	62	1:17.944	80.16	1:21.660
6	55	C3	Melling/Minshaw	Jaguar E-type	1:31:06.892	61	1 LAP	79.47	1:21.056
7	79	CLP	Martin/Stretton	Lotus Elan	1:30:43.362	60	2 LAPS	78.50	1:22.726
8	29	C2	Bellinger/Ahlers	Morgan Plus 4 SLR	1:31:34.302	60	2 LAPS	77.78	1:25.037
9	27	C3	Ketvel/Hancock	Jaguar E-type	1:30:47.174	59	3 LAPS	77.14	1:24.358
10	80	C3	Beighton**/Eckford	Sunbeam Le Mans Tiger	1:30:49.360	59	3 LAPS	77.11	1:21.657
11	98	C2	Nyblaeus/Welch	Austin Healey 3000	1:30:53.914	59	3 LAPS	77.05	1:25.444
12	73	C2	Clarkson/Smithies	Austin Healey 3000	1:30:57.349	59	3 LAPS	77.00	1:25.978
13	17	C3	Henderson/Henderson	AC Cobra	1:30:59.808	59	3 LAPS	76.96	1:23.959
14	35	C3	Gomm	Jaguar E-type	1:31:18.062	59	3 LAPS	76.71	1:25.140
15	86	C3	Cooke/Dowd	Ford Shelby Mustang GT350	1:31:46.177	59	3 LAPS	76.31	1:26.318
16	88	INV	Davison	Lotus Elan	1:30:36.112	58	4 LAPS	75.99	1:25.766
17	85	C1	Ashworth/Ashworth	TVR Grantura	1:30:54.623	58	4 LAPS	75.73	1:26.940
18	82	C1	Bourne/Paul	TVR Grantura	1:31:31.248	58	4 LAPS	75.22	1:27.049
19	60	INV	Watt	Lotus Elan	1:31:37.341	58	4 LAPS	75.14	1:28.479
20	65	C1	Bates	Porsche 911	1:31:37.781	58	4 LAPS	75.14	1:28.489
21	23	INV	Huggins/Race	TVR Grantura	1:30:35.078	57	5 LAPS	74.69	1:28.503
22	61	C2	Burry/Orebi Gann	Morgan Plus 4 SLR	1:30:56.622	57	5 LAPS	74.40	1:28.225
23	74	INV	Maydon/Farrall	Diva GT	1:31:54.969	52	10 LAPS	67.15	1:28.704
24	39	CLP	Muller/Muller	Lotus Elan	1:23:40.142	51	11 LAPS	72.35	1:25.582
25	26	C3	Ziegler/Shuckburgh	Jaguar E-type	1:14:15.577	49	13 LAPS	78.32	1:23.244
26	90	C2	Boulbee Brooks/Beebee	Austin Healey 3000	1:21:26.692	48	14 LAPS	69.95	1:28.257
27	18	C3	Rawe/Woodgate	Aston Martin DP214	1:10:43.475	46	16 LAPS	77.20	1:24.423

### NOT CLASSIFIED

9	C3	Davies/Jones	Chevrolet Corvette Stingray	47:07.294	31	D.N.F.	78.07	1:22.559
63	C3	Le Blanc/Greensall	AC Cobra	47:30.528	30	D.N.F.	74.94	1:23.020
16	C3	Haddon	AC Cobra	27:15.837	19	D.N.F.	82.68	1:23.018
52	CLP	Hagen/Maydon	Ginetta G4R	26:40.806	18	D.N.F.	80.03	1:24.962
47	C3	Scragg/Wilkinson	Jaguar E-type	21:18.532	15	D.N.F.	83.49	1:22.493
58	C3	Greensall/Mahmoud	Ford Shelby Mustang GT350	19:07.761	13	D.N.F.	80.59	1:25.060
72	C3	Le Breton/Snowdon	Jaguar E-type	4:38.980	3	D.N.F.	76.21	1:30.092

### FASTEST LAP

15	C3	Bryant/Bryant	AC Cobra	1:20.580	53	88.41mph	142.28kph
79	CLP	Martin/Stretton	Lotus Elan	1:22.726	55	86.12mph	138.59kph
29	C2	Bellinger/Ahlers	Morgan Plus 4 SLR	1:25.037	15	83.78mph	134.83kph
88	INV	Davison	Lotus Elan	1:25.766	57	83.06mph	133.68kph
85	C1	Ashworth/Ashworth	TVR Grantura	1:26.940	25	81.94mph	131.87kph

\*\*CAR 80 - Transponder not working reliably (Regulation Q.12.2.1 refers)  
 CAR 74 - 23 second penalty (Pit Stop violation). Weather/Track: Cloud/Dry  
 These results are provisional until the conclusion of any judicial and technical matters.

Donington Park  
 Circuit Length = 1.9790 miles.  
 Start: 16:27 End: 17:58

Clerk of the Course:	Timekeeper:
----------------------	-------------



# Masters Gentlemen Drivers Pre-'66 GT

## RACE 18 - LAP ANALYSIS - Donington Park - 3/4/5 May 2014

<b>2</b>	<b>Voyazides/Hadfield</b>							AC Cobra
1 - 1:27.560	11 - 1:24.557	21 - 2:58.251	31 - 1:21.899	41 - 1:21.802	51 - 1:21.336	61 - 1:21.564		
2 - 1:22.934	12 - 1:28.464	22 - 2:21.200	32 - 1:22.556	42 - 1:21.950	52 - 1:21.184	62 - 1:21.756		
3 - 1:22.796	13 - 1:27.042	23 - 1:25.408	33 - 1:22.042	43 - 1:21.776	53 - 1:21.341			
4 - 1:23.475	14 - 1:23.046	24 - 1:22.725	34 - 1:21.968	44 - 1:22.110	54 - 1:23.186			
5 - 1:22.925	15 - 1:22.539	25 - 1:22.128	35 - 1:21.736	45 - 1:22.474	55 - 1:21.947			
6 - 1:22.313	16 - 1:22.881	26 - 1:26.531P	36 - 1:22.279	46 - 1:21.437	56 - 1:21.366			
7 - 1:22.461	17 - 1:22.532	27 - 2:47.415	37 - <b>1:21.184</b>	47 - 1:21.467	57 - 1:21.451			
8 - 1:22.602	18 - 1:22.958	28 - 1:22.399	38 - 1:21.634	48 - 1:21.790	58 - 1:21.958			
9 - 1:22.736	19 - 1:24.856	29 - 1:22.486	39 - 1:22.410	49 - 1:23.823	59 - 1:21.887			
10 - 1:24.078	20 - 2:25.880	30 - 1:23.050	40 - 1:22.294	50 - 1:21.293	60 - 1:21.572			
<b>5</b>	<b>Monteverde/Pearson</b>							Jaguar E-type
1 - 1:27.246	11 - 1:25.285	21 - 2:56.754	31 - 1:22.950	41 - 1:22.597	51 - 1:24.243	61 - 1:27.185		
2 - 1:24.055	12 - 1:22.847	22 - 2:19.367	32 - 1:23.719	42 - 1:21.765	52 - 1:25.880	62 - 1:26.641		
3 - 1:23.520	13 - 1:22.791	23 - 1:22.943	33 - 1:23.223	43 - 1:22.785	53 - 1:23.922			
4 - 1:22.341	14 - 1:22.662	24 - 1:23.460	34 - 1:22.560	44 - 1:22.268	54 - 1:24.801			
5 - 1:22.899	15 - 1:22.490	25 - 1:23.252	35 - 1:22.132	45 - <b>1:21.660</b>	55 - 1:24.424			
6 - 1:22.549	16 - 1:23.110	26 - 1:22.984	36 - 1:21.802	46 - 1:22.362	56 - 1:26.105			
7 - 1:22.747	17 - 1:23.248	27 - 1:23.620	37 - 1:27.681P	47 - 1:22.522	57 - 1:27.696			
8 - 1:22.405	18 - 1:23.096	28 - 1:26.328P	38 - 1:38.467	48 - 1:22.486	58 - 1:28.678			
9 - 1:22.738	19 - 1:25.710	29 - 2:43.611	39 - 1:22.170	49 - 1:22.928	59 - 1:28.608			
10 - 1:24.447	20 - 2:29.160	30 - 1:23.873	40 - 1:22.513	50 - 1:22.854	60 - 1:27.479			
<b>9</b>	<b>Davies/Jones</b>							Chevrolet Corvette Stingray
1 - 1:30.357	6 - 1:24.745	11 - 1:24.882	16 - 1:23.942	21 - 2:58.520	26 - 1:23.576	31 - 1:29.478P		
2 - 1:24.792	7 - 1:24.603	12 - 1:24.775	17 - 1:23.730	22 - 2:20.670	27 - 1:24.591			
3 - 1:23.782	8 - 1:23.086	13 - 1:24.641	18 - 1:23.748	23 - 1:27.734	28 - 1:24.544			
4 - 1:24.093	9 - <b>1:22.559</b>	14 - 1:23.344	19 - 1:26.915	24 - 1:23.901	29 - 1:25.366			
5 - 1:23.150	10 - 1:23.542	15 - 1:26.151	20 - 2:13.569	25 - 1:23.612	30 - 1:24.896			
<b>15</b>	<b>Bryant/Bryant</b>							AC Cobra
1 - 1:26.860	11 - 1:25.320	21 - 2:57.826	31 - 1:21.863	41 - 1:21.602	51 - 1:20.717	61 - 1:21.430		
2 - 1:25.992	12 - 1:27.213	22 - 2:20.368	32 - 1:21.862	42 - 1:21.523	52 - 1:21.591	62 - 1:21.889		
3 - 1:24.869	13 - 1:25.459	23 - 1:26.992	33 - 1:21.279	43 - 1:20.900	53 - <b>1:20.580</b>			
4 - 1:23.686	14 - 1:24.717	24 - 1:25.853	34 - 1:22.110	44 - 1:22.743	54 - 1:21.956			
5 - 1:23.843	15 - 1:25.000	25 - 1:23.700	35 - 1:21.626	45 - 1:21.550	55 - 1:22.309			
6 - 1:23.264	16 - 1:24.007	26 - 1:29.470P	36 - 1:21.344	46 - 1:20.813	56 - 1:21.190			
7 - 1:24.086	17 - 1:23.373	27 - 2:48.418	37 - 1:22.295	47 - 1:20.716	57 - 1:21.395			
8 - 1:23.991	18 - 1:23.730	28 - 1:21.669	38 - 1:20.869	48 - 1:20.951	58 - 1:21.879			
9 - 1:23.507	19 - 1:32.662	29 - 1:22.165	39 - 1:20.822	49 - 1:22.957	59 - 1:22.713			
10 - 1:24.108	20 - 2:07.257	30 - 1:21.990	40 - 1:22.327	50 - 1:20.914	60 - 1:20.745			

\*\*CAR 80 - Transponder not working reliably (Regulation Q.12.2.1 refers)  
 CAR 74 - 23 second penalty (Pit Stop violation). Weather/Track: Cloud/Dry

Donington Park  
 Circuit Length = 1.9790 miles.  
 Start: 16:27 End: 17:58

# Masters Gentlemen Drivers Pre-'66 GT

## RACE 18 - LAP ANALYSIS - Donington Park - 3/4/5 May 2014

(contd.)

<b>16</b>	<b>Haddon</b>	<b>AC Cobra</b>				
1 - 1:30.537	6 - 1:23.130	11 - 1:24.590	16 - 1:24.200			
2 - 1:26.344	7 - 1:24.770	12 - 1:26.612	17 - 1:25.151			
3 - 1:23.532	8 - 1:23.635	13 - 1:26.935	18 - 1:36.362			
4 - 1:24.040	9 - <b>1:23.018</b>	14 - 1:24.784	19 - 1:35.306P			
5 - 1:24.366	10 - 1:23.563	15 - 1:24.962				
<b>17</b>	<b>Henderson/Henderson</b>	<b>AC Cobra</b>				
1 - 1:41.317	11 - 1:28.496	21 - 2:20.574	31 - 1:27.361	41 - 1:28.139	51 - 1:29.631	
2 - 1:32.551	12 - 1:29.086	22 - 1:33.306	32 - 1:26.887	42 - 1:30.129	52 - 1:25.744	
3 - 1:30.893	13 - 1:30.262	23 - 1:33.073	33 - 1:27.753	43 - 1:26.408	53 - 1:26.484	
4 - 1:30.966	14 - 1:29.899	24 - 1:30.728	34 - 1:27.278	44 - 1:25.216	54 - 1:24.657	
5 - 1:30.395	15 - 1:27.924	25 - 1:29.629	35 - 1:26.148	45 - 1:24.524	55 - 1:24.015	
6 - 1:33.407	16 - 1:28.396	26 - 1:35.796P	36 - 1:25.941	46 - 1:25.402	56 - <b>1:23.959</b>	
7 - 1:30.200	17 - 1:39.123	27 - 2:53.791	37 - 1:25.693	47 - 1:25.209	57 - 1:24.515	
8 - 1:29.251	18 - 1:35.331	28 - 1:27.934	38 - 1:25.576	48 - 1:25.056	58 - 1:25.125	
9 - 1:29.690	19 - 1:44.949	29 - 1:27.686	39 - 1:25.129	49 - 1:25.831	59 - 1:24.420	
10 - 1:32.383	20 - 2:52.551	30 - 1:27.393	40 - 1:25.831	50 - 1:24.767		
<b>18</b>	<b>Rawe/Woodgate</b>	<b>Aston Martin DP214</b>				
1 - 1:32.132	11 - <b>1:24.423</b>	21 - 2:58.129	31 - 2:50.347	41 - 1:26.608		
2 - 1:29.015	12 - 1:24.643	22 - 2:20.033	32 - 1:29.874	42 - 1:26.235		
3 - 1:26.646	13 - 1:25.802	23 - 1:27.118	33 - 1:28.298	43 - 1:26.980		
4 - 1:25.909	14 - 1:25.841	24 - 1:27.544	34 - 1:26.730	44 - 1:25.675		
5 - 1:26.156	15 - 1:24.683	25 - 1:25.597	35 - 1:27.249	45 - 1:26.434		
6 - 1:25.071	16 - 1:27.457	26 - 1:28.421	36 - 1:26.563	46 - 1:28.911		
7 - 1:25.281	17 - 1:25.288	27 - 1:27.552	37 - 1:26.377			
8 - 1:25.547	18 - 1:30.656	28 - 1:26.786	38 - 1:27.275			
9 - 1:24.635	19 - 1:31.020	29 - 1:26.523	39 - 1:26.801			
10 - 1:24.931	20 - 1:41.269	30 - 1:32.527P	40 - 1:26.483			
<b>23</b>	<b>Huggins/Race</b>	<b>TVR Grantura</b>				
1 - 1:43.538	11 - 1:31.688	21 - 2:19.233	31 - 1:31.956	41 - 1:30.490	51 - 1:31.829	
2 - 1:33.206	12 - 1:30.413	22 - 1:32.229	32 - 1:30.435	42 - 1:31.328	52 - 1:30.947	
3 - 1:32.189	13 - <b>1:28.503</b>	23 - 1:31.900	33 - 1:33.666	43 - 1:30.693	53 - 1:29.788	
4 - 1:29.401	14 - 1:28.587	24 - 1:30.095	34 - 1:30.998	44 - 1:29.337	54 - 1:29.676	
5 - 1:30.773	15 - 1:28.572	25 - 1:29.908	35 - 1:30.674	45 - 1:29.905	55 - 1:30.244	
6 - 1:32.253	16 - 1:29.167	26 - 1:29.807	36 - 1:30.392	46 - 1:31.396	56 - 1:29.344	
7 - 1:30.552	17 - 1:34.574	27 - 1:35.584P	37 - 1:29.669	47 - 1:31.389	57 - 1:31.516	
8 - 1:30.948	18 - 1:35.858	28 - 2:58.728	38 - 1:31.449	48 - 1:31.187		
9 - 1:31.394	19 - 1:46.449	29 - 1:30.614	39 - 1:30.803	49 - 1:30.635		
10 - 1:33.026	20 - 2:51.076	30 - 1:33.025	40 - 1:32.196	50 - 1:29.846		

\*\*CAR 80 - Transponder not working reliably (Regulation Q.12.2.1 refers)  
 CAR 74 - 23 second penalty (Pit Stop violation). Weather/Track: Cloud/Dry

Donington Park  
 Circuit Length = 1.9790 miles.  
 Start: 16:27 End: 17:58

# Masters Gentlemen Drivers Pre-'66 GT

## RACE 18 - LAP ANALYSIS - Donington Park - 3/4/5 May 2014

(contd.)

<b>26</b>	<b>Ziegler/Shuckburgh</b>				Jaguar E-type	
1 - 1:35.291	11 - 1:25.459	21 - 2:51.608	31 - 1:24.781	41 - 1:23.713		
2 - 1:27.689	12 - 1:25.916	22 - 2:18.426	32 - 1:24.066	42 - 1:24.510		
3 - 1:28.723	13 - 1:26.344	23 - 1:27.908	33 - 1:24.138	43 - 1:23.448		
4 - 1:27.119	14 - 1:26.084	24 - 1:26.818	34 - 1:24.208	44 - 1:24.086		
5 - 1:26.864	15 - 1:24.793	25 - 1:25.547	35 - <b>1:23.244</b>	45 - 1:24.326		
6 - 1:26.687	16 - 1:26.147	26 - 1:24.679	36 - 1:23.514	46 - 1:23.741		
7 - 1:27.513	17 - 1:26.370	27 - 1:25.411	37 - 1:24.386	47 - 1:24.814		
8 - 1:26.616	18 - 1:29.710	28 - 1:25.983	38 - 1:25.313	48 - 1:25.237		
9 - 1:26.752	19 - 1:33.214	29 - 1:29.134 <sup>P</sup>	39 - 1:23.279	49 - 1:30.002 <sup>P</sup>		
10 - 1:26.049	20 - 1:41.167	30 - 2:51.273	40 - 1:23.477			
<b>27</b>	<b>Ketvel/Hancock</b>				Jaguar E-type	
1 - 1:40.161	11 - 1:31.855	21 - 2:18.454	31 - 1:25.797	41 - 1:25.695	51 - 1:26.135	
2 - 1:30.674	12 - 1:30.288	22 - 1:31.069	32 - 1:25.217	42 - 1:26.951	52 - 1:25.746	
3 - 1:31.007	13 - 1:28.783	23 - 1:31.842	33 - 1:25.411	43 - 1:25.892	53 - 1:25.083	
4 - 1:30.388	14 - 1:31.098	24 - 1:29.967	34 - 1:26.534	44 - 1:26.202	54 - 1:25.198	
5 - 1:29.936	15 - 1:29.414	25 - 1:29.493	35 - 1:25.524	45 - 1:25.319	55 - 1:25.815	
6 - 1:30.682	16 - 1:28.884	26 - 1:35.200 <sup>P</sup>	36 - 1:25.900	46 - 1:24.649	56 - <b>1:24.358</b>	
7 - 1:30.557	17 - 1:57.559	27 - 2:50.087	37 - 1:25.449	47 - 1:27.014	57 - 1:25.854	
8 - 1:29.958	18 - 1:35.955	28 - 1:26.976	38 - 1:25.667	48 - 1:25.478	58 - 1:25.859	
9 - 1:29.852	19 - 1:38.867	29 - 1:25.805	39 - 1:25.714	49 - 1:25.254	59 - 1:26.421	
10 - 1:29.679	20 - 2:51.131	30 - 1:25.628	40 - 1:25.425	50 - 1:26.364		
<b>29</b>	<b>Bellinger/Ahlers</b>				Morgan Plus 4 SLR	
1 - 1:32.162	11 - 1:25.519	21 - 2:53.521	31 - 2:48.525	41 - 1:27.204	51 - 1:27.734	
2 - 1:25.945	12 - 1:27.028	22 - 2:18.989	32 - 1:28.983	42 - 1:28.946	52 - 1:27.016	
3 - 1:25.649	13 - 1:25.646	23 - 1:28.588	33 - 1:29.609	43 - 1:30.378	53 - 1:28.017	
4 - 1:25.401	14 - 1:25.668	24 - 1:26.086	34 - 1:28.384	44 - 1:28.085	54 - 1:27.871	
5 - 1:25.355	15 - <b>1:25.037</b>	25 - 1:25.746	35 - 1:27.902	45 - 1:27.305	55 - 1:27.406	
6 - 1:25.730	16 - 1:27.519	26 - 1:25.766	36 - 1:27.722	46 - 1:26.421	56 - 1:28.033	
7 - 1:25.931	17 - 1:25.643	27 - 1:27.632	37 - 1:39.334	47 - 1:26.673	57 - 1:27.320	
8 - 1:25.884	18 - 1:31.466	28 - 1:26.637	38 - 1:27.880	48 - 1:27.012	58 - 1:27.587	
9 - 1:25.435	19 - 1:35.767	29 - 1:26.330	39 - 1:27.367	49 - 1:27.291	59 - 1:27.540	
10 - 1:25.188	20 - 1:44.169	30 - 1:32.576 <sup>P</sup>	40 - 1:27.546	50 - 1:27.688	60 - 1:27.510	
<b>35</b>	<b>Gomm</b>				Jaguar E-type	
1 - 1:39.451	11 - 1:26.846	21 - 2:22.390	31 - 1:25.893	41 - 1:27.045	51 - 1:27.663	
2 - 1:29.363	12 - 1:26.630	22 - 1:31.793	32 - 1:25.950	42 - 1:26.005	52 - 1:25.936	
3 - 1:31.461	13 - 1:25.618	23 - 1:27.187	33 - 1:26.285	43 - 1:26.166	53 - 1:27.706	
4 - 1:27.855	14 - 1:26.814	24 - 1:27.588	34 - 1:26.459	44 - 1:26.409	54 - 1:26.562	
5 - 1:27.132	15 - 1:26.082	25 - 1:28.779	35 - 1:25.782	45 - 1:25.462	55 - 1:26.089	
6 - 1:26.278	16 - 1:27.672	26 - 1:28.821	36 - 1:26.448	46 - 1:25.598	56 - <b>1:25.140</b>	
7 - 1:25.622	17 - 1:31.376	27 - 1:32.503 <sup>P</sup>	37 - 1:29.215	47 - 1:26.566	57 - 1:25.141	
8 - 1:25.685	18 - 1:31.638	28 - 2:49.511	38 - 1:43.102	48 - 1:27.472	58 - 1:41.683	
9 - 1:26.233	19 - 2:29.085	29 - 1:27.620	39 - 1:27.448	49 - 1:27.724	59 - 1:27.573	
10 - 1:26.340	20 - 2:57.570	30 - 1:26.078	40 - 1:26.020	50 - 1:26.499		

\*\*CAR 80 - Transponder not working reliably (Regulation Q.12.2.1 refers)  
 CAR 74 - 23 second penalty (Pit Stop violation). Weather/Track: Cloud/Dry

Donington Park  
 Circuit Length = 1.9790 miles.  
 Start: 16:27 End: 17:58

# Masters Gentlemen Drivers Pre-'66 GT

## RACE 18 - LAP ANALYSIS - Donington Park - 3/4/5 May 2014

(contd.)

<b>39</b>	<b>Muller/Muller</b>	<b>Lotus Elan</b>					
1 - 1:36.346	11 - 1:33.241	21 - 1:31.120	31 - 1:27.399	41 - 1:26.925	51 - 1:27.190		
2 - 1:27.144	12 - 2:27.619P	22 - 1:27.349	32 - 1:28.449	42 - 1:26.649			
3 - 1:27.269	13 - 4:22.923	23 - 1:26.850	33 - 1:29.250	43 - 1:26.847			
4 - 1:28.479	14 - 1:27.229	24 - 1:26.732	34 - 1:27.748	44 - 1:26.087			
5 - 1:27.538	15 - 1:33.348	25 - 1:32.477P	35 - 1:26.936	45 - 1:27.357			
6 - 1:26.199	16 - 1:35.201	26 - 3:28.555	36 - 1:27.392	46 - 1:26.426			
7 - 1:26.740	17 - 1:46.300	27 - 1:29.171	37 - 1:26.387	47 - 1:37.693			
8 - 1:25.674	18 - 2:51.711	28 - 1:28.270	38 - 1:27.208	48 - 1:29.257			
9 - 1:26.259	19 - 2:18.269	29 - 1:31.212	39 - 1:28.348	49 - 1:27.591			
10 - <b>1:25.582</b>	20 - 1:30.465	30 - 1:27.713	40 - 1:28.796	50 - 1:27.222			
<b>46</b>	<b>Reuben/Whitaker</b>	<b>TVR Griffith</b>					
1 - 1:25.286	11 - 1:26.018	21 - 2:58.168	31 - 1:22.203	41 - 1:21.534	51 - 1:22.109	61 - 1:22.697	
2 - 1:23.681	12 - 1:24.108	22 - 2:20.939	32 - 1:22.654	42 - 1:22.810	52 - 1:21.977	62 - 1:21.284	
3 - 1:23.047	13 - 1:26.978	23 - 1:27.354	33 - 1:21.548	43 - 1:23.043	53 - 1:22.107		
4 - 1:22.799	14 - 1:23.507	24 - 1:23.446	34 - 1:23.030	44 - 1:22.590	54 - 1:21.570		
5 - 1:21.788	15 - 1:26.727	25 - 1:22.292	35 - 1:22.736	45 - 1:22.731	55 - 1:21.791		
6 - 1:22.483	16 - 1:23.888	26 - 1:24.930	36 - 1:23.138	46 - 1:22.626	56 - 1:21.981		
7 - 1:22.409	17 - 1:23.365	27 - 1:28.730P	37 - 1:22.948	47 - 1:21.734	57 - 1:21.555		
8 - 1:22.804	18 - 1:23.346	28 - 2:46.934	38 - 1:22.005	48 - 1:21.564	58 - 1:21.645		
9 - 1:25.674	19 - 1:33.616	29 - 1:22.875	39 - 1:21.343	49 - <b>1:21.171</b>	59 - 1:22.273		
10 - 1:25.795	20 - 2:12.885	30 - 1:22.896	40 - 1:22.200	50 - 1:21.518	60 - 1:21.553		
<b>47</b>	<b>Scragg/Wilkinson</b>	<b>Jaguar E-type</b>					
1 - 1:30.726	6 - 1:23.146	11 - 1:23.602					
2 - 1:25.401	7 - 1:25.523	12 - 1:26.223					
3 - 1:23.490	8 - 1:23.697	13 - 1:25.984					
4 - 1:24.283	9 - <b>1:22.493</b>	14 - 1:25.099					
5 - 1:25.143	10 - 1:23.323	15 - 1:30.399P					
<b>52</b>	<b>Hagen/Maydon</b>	<b>Ginetta G4R</b>					
1 - 1:42.053	6 - 1:25.562	11 - 1:25.701	16 - 1:26.271				
2 - 1:30.671	7 - 1:25.889	12 - 1:24.966	17 - 1:25.905				
3 - 1:29.779	8 - 1:27.440	13 - 1:27.133	18 - 1:50.299P				
4 - 1:28.758	9 - 1:27.492	14 - <b>1:24.962</b>					
5 - 1:26.251	10 - 1:25.865	15 - 1:25.809					

\*\*CAR 80 - Transponder not working reliably (Regulation Q.12.2.1 refers)  
 CAR 74 - 23 second penalty (Pit Stop violation). Weather/Track: Cloud/Dry

Donington Park  
 Circuit Length = 1.9790 miles.  
 Start: 16:27 End: 17:58

# Masters Gentlemen Drivers Pre-'66 GT

## RACE 18 - LAP ANALYSIS - Donington Park - 3/4/5 May 2014

(contd.)

<b>55</b>	<b>Melling/Minshaw</b>	<b>Jaguar E-type</b>					
1 - 1:34.309	11 - 1:27.057	21 - 2:22.891	31 - 1:21.241	41 - 1:24.549	51 - 1:22.074	61 - 1:21.209	
2 - 1:28.439	12 - 1:28.094	22 - 1:29.952	32 - 1:22.125	42 - 1:21.528	52 - 1:21.184		
3 - 1:27.180	13 - 1:28.544	23 - 1:29.020	33 - 1:21.799	43 - 1:23.910	53 - 1:21.832		
4 - 1:29.704	14 - 1:26.293	24 - 1:27.698	34 - 1:21.564	44 - 1:21.074	54 - 1:22.848		
5 - 1:29.163	15 - 1:26.011	25 - 1:27.687	35 - 1:23.750	45 - 1:22.469	55 - 1:21.854		
6 - 1:26.591	16 - 1:26.509	26 - 1:27.659	36 - 1:22.634	46 - 1:23.385	56 - 1:21.639		
7 - 1:26.493	17 - 1:28.420	27 - 1:32.943P	37 - 1:22.672	47 - 1:22.412	57 - 1:22.535		
8 - 1:27.260	18 - 1:31.253	28 - 2:42.879	38 - 1:21.696	48 - 1:21.513	58 - 1:23.414		
9 - 1:28.440	19 - 2:29.862	29 - 1:22.044	39 - 1:21.854	49 - 1:22.532	59 - 1:22.129		
10 - 1:26.886	20 - 2:57.432	30 - <b>1:21.056</b>	40 - 1:21.621	50 - 1:21.726	60 - 1:22.351		
<b>58</b>	<b>Greensall/Mahmoud</b>	<b>Ford Shelby Mustang GT350</b>					
1 - 1:39.993	6 - 1:27.069	11 - 1:26.838					
2 - 1:29.109	7 - <b>1:25.060</b>	12 - 1:26.685					
3 - 1:30.128	8 - 1:26.474	13 - 1:32.419P					
4 - 1:25.887	9 - 1:26.283						
5 - 1:25.641	10 - 1:26.175						
<b>60</b>	<b>Watt</b>	<b>Lotus Elan</b>					
1 - 1:43.606	11 - 1:32.705	21 - 2:17.766	31 - 1:33.116	41 - 1:31.707	51 - 1:30.778		
2 - 1:32.031	12 - 1:30.492	22 - 1:32.030	32 - 1:29.396	42 - 1:29.236	52 - 1:29.294		
3 - 1:31.175	13 - 1:31.669	23 - 1:32.059	33 - 1:30.769	43 - 1:30.773	53 - 1:28.614		
4 - 1:30.187	14 - 1:31.125	24 - 1:30.287	34 - 1:29.602	44 - 1:32.705	54 - 1:29.758		
5 - 1:30.644	15 - 1:30.292	25 - 1:30.057	35 - 1:29.163	45 - 1:29.038	55 - 1:28.553		
6 - 1:31.419	16 - 1:30.985	26 - 1:29.627	36 - 1:28.571	46 - 1:30.666	56 - <b>1:28.479</b>		
7 - 1:30.640	17 - 1:31.865	27 - 1:29.666	37 - 1:29.270	47 - 1:30.100	57 - 1:29.755		
8 - 1:31.931	18 - 1:37.633	28 - 1:29.911	38 - 1:29.642	48 - 1:30.806	58 - 1:29.607		
9 - 1:31.883	19 - 1:38.992	29 - 1:36.229P	39 - 1:28.964	49 - 1:29.308			
10 - 1:41.936	20 - 2:48.090	30 - 2:48.218	40 - 1:29.840	50 - 1:34.681			
<b>61</b>	<b>Burry/Orebi Gann</b>	<b>Morgan Plus 4 SLR</b>					
1 - 1:45.180	11 - 1:30.942	21 - 2:19.518	31 - 1:32.198	41 - 1:31.935	51 - 1:29.711		
2 - 1:33.931	12 - 1:33.066	22 - 1:32.284	32 - 1:30.210	42 - 1:31.152	52 - 1:29.517		
3 - 1:31.362	13 - <b>1:28.225</b>	23 - 1:34.049	33 - 1:30.916	43 - 1:30.445	53 - 1:31.467		
4 - 1:29.792	14 - 1:29.090	24 - 1:30.106	34 - 1:32.713	44 - 1:30.444	54 - 1:30.213		
5 - 1:29.668	15 - 1:29.083	25 - 1:29.890	35 - 1:31.274	45 - 1:31.059	55 - 1:30.214		
6 - 1:31.069	16 - 1:28.674	26 - 1:29.702	36 - 1:34.232	46 - 1:29.907	56 - 1:30.423		
7 - 1:30.639	17 - 1:34.855	27 - 1:36.130P	37 - 1:36.028	47 - 1:30.077	57 - 1:28.697		
8 - 1:30.235	18 - 1:36.930	28 - 3:07.800	38 - 1:32.879	48 - 1:32.141			
9 - 1:31.299	19 - 1:45.632	29 - 1:32.108	39 - 1:32.420	49 - 1:29.183			
10 - 1:29.821	20 - 2:51.750	30 - 1:31.935	40 - 1:32.717	50 - 1:29.685			

\*\*CAR 80 - Transponder not working reliably (Regulation Q.12.2.1 refers)  
 CAR 74 - 23 second penalty (Pit Stop violation). Weather/Track: Cloud/Dry

Donington Park  
 Circuit Length = 1.9790 miles.  
 Start: 16:27 End: 17:58

## Masters Gentlemen Drivers Pre-'66 GT

### RACE 18 - LAP ANALYSIS - Donington Park - 3/4/5 May 2014

(contd.)

<b>63</b>	Le Blanc/Greensall					AC Cobra					
1 -	1:28.999	6 -	1:24.577	11 -	1:23.560	16 -	1:23.335	21 -	2:51.152	26 -	1:25.381
2 -	1:24.255	7 -	1:27.150	12 -	1:25.623	17 -	1:45.393	22 -	2:18.347	27 -	1:23.878
3 -	1:24.788	8 -	1:23.433	13 -	1:26.802	18 -	1:39.941	23 -	1:27.386	28 -	1:23.203
4 -	1:23.609	9 -	1:24.682	14 -	1:24.436	19 -	1:33.698	24 -	1:23.399	29 -	1:29.928P
5 -	1:24.162	10 -	<b>1:23.020</b>	15 -	1:24.181	20 -	1:46.425	25 -	1:23.403	30 -	3:02.382P
<b>65</b>	Bates					Porsche 911					
1 -	1:45.765	11 -	1:31.453	21 -	2:19.256	31 -	1:30.612	41 -	1:30.963	51 -	1:29.837
2 -	1:33.998	12 -	1:31.310	22 -	1:31.141	32 -	1:30.019	42 -	1:30.579	52 -	1:29.488
3 -	1:30.997	13 -	1:29.399	23 -	1:32.011	33 -	1:30.861	43 -	1:31.140	53 -	1:29.135
4 -	1:31.507	14 -	1:29.631	24 -	1:30.215	34 -	1:30.407	44 -	1:29.945	54 -	1:29.448
5 -	1:30.529	15 -	1:31.403	25 -	1:29.543	35 -	1:30.162	45 -	1:31.486	55 -	1:28.655
6 -	1:30.786	16 -	1:31.235	26 -	1:34.556P	36 -	1:31.000	46 -	1:30.380	56 -	<b>1:28.489</b>
7 -	1:30.522	17 -	1:40.150	27 -	2:44.870	37 -	1:30.477	47 -	1:29.882	57 -	1:30.608
8 -	1:30.508	18 -	1:35.426	28 -	1:30.412	38 -	1:30.654	48 -	1:29.896	58 -	1:29.981
9 -	1:30.363	19 -	1:39.268	29 -	1:30.961	39 -	1:29.899	49 -	1:30.098		
10 -	1:32.167	20 -	2:51.086	30 -	1:31.815	40 -	1:30.398	50 -	1:30.999		
<b>72</b>	Le Breton/Snowdon					Jaguar E-type					
1 -	1:38.351										
2 -	<b>1:30.092</b>										
3 -	1:30.537										
<b>73</b>	Clarkson/Smithies					Austin Healey 3000					
1 -	1:36.236	11 -	1:27.133	21 -	2:22.022	31 -	2:47.456	41 -	1:26.847	51 -	1:26.405
2 -	1:27.826	12 -	1:28.104	22 -	1:31.971	32 -	1:27.041	42 -	1:27.004	52 -	1:26.279
3 -	1:28.396	13 -	1:28.409	23 -	1:27.414	33 -	1:26.407	43 -	1:26.199	53 -	1:26.693
4 -	1:28.175	14 -	1:26.867	24 -	1:27.149	34 -	1:26.694	44 -	1:26.440	54 -	1:26.443
5 -	1:28.427	15 -	<b>1:25.978</b>	25 -	1:27.891	35 -	1:26.797	45 -	1:27.263	55 -	1:27.079
6 -	1:26.934	16 -	1:26.421	26 -	1:27.638	36 -	1:27.338	46 -	1:27.797	56 -	1:27.257
7 -	1:26.659	17 -	1:28.311	27 -	1:27.539	37 -	1:26.742	47 -	1:26.594	57 -	1:26.763
8 -	1:27.458	18 -	1:33.151	28 -	1:30.586	38 -	1:26.809	48 -	1:26.771	58 -	1:26.467
9 -	1:27.907	19 -	2:28.497	29 -	1:27.087	39 -	1:27.028	49 -	1:26.997	59 -	1:26.099
10 -	1:26.851	20 -	2:57.959	30 -	1:33.919P	40 -	1:26.627	50 -	1:28.098		

\*\*CAR 80 - Transponder not working reliably (Regulation Q.12.2.1 refers)  
CAR 74 - 23 second penalty (Pit Stop violation). Weather/Track: Cloud/Dry

Donington Park  
Circuit Length = 1.9790 miles.  
Start: 16:27 End: 17:58

# Masters Gentlemen Drivers Pre-'66 GT

## RACE 18 - LAP ANALYSIS - Donington Park - 3/4/5 May 2014

(contd.)

<b>74</b>	<b>Maydon/Farrall</b>					<b>Diva GT</b>				
1 - 1:46.440	11 - 1:31.256	21 - 1:34.786	31 - 1:33.099	41 - 1:33.896	51 - 1:29.746					
2 - 1:33.697	12 - 1:32.868	22 - 1:33.276	32 - 1:31.346	42 - 1:29.569	52 - 1:28.805					
3 - 1:31.738	13 - 1:31.820	23 - 1:32.120	33 - 1:30.550	43 - <b>1:28.704</b>						
4 - 1:31.126	14 - 1:31.600	24 - 1:32.147	34 - 1:32.957	44 - 1:30.305						
5 - 1:30.570	15 - 1:33.847	25 - 1:33.284	35 - 1:32.166	45 - 1:29.917						
6 - 1:30.559	16 - 1:43.658P	26 - 1:39.071P	36 - 1:30.546	46 - 1:30.756						
7 - 1:30.713	17 - 4:07.957	27 - 2:23.227	37 - 1:31.795	47 - 1:29.749						
8 - 1:30.231	18 - 2:52.457	28 - 1:47.024P	38 - 1:32.174	48 - 1:30.303						
9 - 1:43.044	19 - 2:21.518	29 - 6:59.555	39 - 1:31.945	49 - 1:29.761						
10 - 1:32.143	20 - 1:40.300	30 - 1:32.812	40 - 1:29.897	50 - 1:29.139						
<b>79</b>	<b>Martin/Stretton</b>					<b>Lotus Elan</b>				
1 - 1:44.608	11 - 1:31.438	21 - 2:20.284	31 - 1:24.898	41 - 1:22.756	51 - 1:22.827					
2 - 1:32.503	12 - 1:30.422	22 - 1:33.335	32 - 1:23.226	42 - 1:23.364	52 - 1:23.676					
3 - 1:30.928	13 - 1:29.048	23 - 1:30.424	33 - 1:23.112	43 - 1:22.873	53 - 1:22.789					
4 - 1:30.607	14 - 1:27.343	24 - 1:30.328	34 - 1:23.164	44 - 1:24.369	54 - 1:23.102					
5 - 1:29.890	15 - 1:27.951	25 - 1:28.184	35 - 1:22.982	45 - 1:22.956	55 - <b>1:22.726</b>					
6 - 1:31.934	16 - 1:28.783	26 - 1:33.386P	36 - 1:24.538	46 - 1:23.449	56 - 1:22.911					
7 - 1:30.327	17 - 1:35.447	27 - 2:47.743	37 - 1:24.806	47 - 1:23.633	57 - 1:23.001					
8 - 1:29.052	18 - 1:32.052	28 - 1:24.568	38 - 1:23.542	48 - 1:23.745	58 - 1:23.359					
9 - 1:29.783	19 - 1:42.198	29 - 1:25.500	39 - 1:22.775	49 - 1:23.414	59 - 1:23.992					
10 - 1:31.608	20 - 2:57.976	30 - 1:24.027	40 - 1:22.980	50 - 1:23.673	60 - 1:23.047					
<b>80</b>	<b>Beighton**/Eckford</b>					<b>Sunbeam Le Mans Tiger</b>				
1 - 1:27.830	11 - 1:23.784	21 - 2:57.024	31 - 1:32.092P	41 - 1:44.708	51 - 1:28.933					
2 - 1:23.024	12 - 1:24.854	22 - 2:19.309	32 - 3:04.498	42 - 1:30.747	52 - 1:28.333					
3 - 1:22.859	13 - 1:22.374	23 - 1:22.653	33 - 1:29.584	43 - 1:32.189	53 - 1:28.762					
4 - 1:22.543	14 - 1:23.514	24 - <b>1:21.657</b>	34 - 1:29.914	44 - 1:30.627	54 - 1:28.155					
5 - 1:22.202	15 - 1:22.241	25 - 1:22.424	35 - 1:30.796	45 - 1:29.525	55 - 1:29.465					
6 - 1:22.004	16 - 1:22.402	26 - 1:22.215	36 - 1:30.220	46 - 1:31.633	56 - 1:29.876					
7 - 1:21.978	17 - 1:22.271	27 - 1:22.822	37 - 1:30.995	47 - 1:31.588	57 - 1:28.048					
8 - 1:22.599	18 - 1:23.259	28 - 1:22.122	38 - 1:30.618	48 - 1:30.970	58 - 1:30.313					
9 - 1:22.816	19 - 1:27.331	29 - 1:23.751	39 - 1:29.491	49 - 1:30.349	59 - 1:32.175					
10 - 1:23.650	20 - 2:30.896	30 - 1:22.844	40 - 1:41.239P	50 - 1:32.265						
<b>82</b>	<b>Bourne/Paul</b>					<b>TVR Grantura</b>				
1 - 1:40.798	11 - 1:27.720	21 - 2:19.429	31 - 1:31.493	41 - 1:30.968	51 - 1:30.142					
2 - 1:29.577	12 - 1:29.269	22 - 1:28.570	32 - 1:32.586	42 - 1:30.544	52 - 1:31.358					
3 - 1:32.573	13 - 1:29.894	23 - <b>1:27.049</b>	33 - 1:31.942	43 - 1:30.940	53 - 1:30.587					
4 - 1:29.796	14 - 1:27.473	24 - 1:27.844	34 - 1:30.254	44 - 1:30.461	54 - 1:29.852					
5 - 1:29.721	15 - 1:27.994	25 - 1:28.475	35 - 1:32.335	45 - 1:30.218	55 - 1:30.146					
6 - 1:29.530	16 - 1:28.270	26 - 1:29.738	36 - 1:30.813	46 - 1:30.587	56 - 1:29.123					
7 - 1:28.073	17 - 1:29.643	27 - 1:28.251	37 - 1:31.029	47 - 1:30.274	57 - 1:29.461					
8 - 1:27.797	18 - 1:33.814	28 - 1:31.959P	38 - 1:30.450	48 - 1:32.004	58 - 1:29.125					
9 - 1:28.143	19 - 2:06.442	29 - 2:58.295	39 - 1:30.718	49 - 1:29.204						
10 - 1:27.789	20 - 2:58.195	30 - 1:32.260	40 - 1:31.069	50 - 1:29.184						

\*\*CAR 80 - Transponder not working reliably (Regulation Q.12.2.1 refers)  
 CAR 74 - 23 second penalty (Pit Stop violation). Weather/Track: Cloud/Dry

Donington Park  
 Circuit Length = 1.9790 miles.  
 Start: 16:27 End: 17:58

# Masters Gentlemen Drivers Pre-'66 GT

## RACE 18 - LAP ANALYSIS - Donington Park - 3/4/5 May 2014

(contd.)

<b>85</b>	Ashworth/Ashworth					TVR Grantura				
1 - 1:45.482	11 - 1:29.594	21 - 2:19.467	31 - 1:29.690	41 - 1:30.431	51 - 1:28.198					
2 - 1:31.063	12 - 1:28.093	22 - 1:29.090	32 - 1:29.325	42 - 1:30.518	52 - 1:28.529					
3 - 1:31.123	13 - 1:28.392	23 - 1:28.115	33 - 1:30.029	43 - 1:29.583	53 - 1:28.720					
4 - 1:30.185	14 - 1:28.587	24 - 1:27.256	34 - 1:30.533	44 - 1:29.371	54 - 1:30.259					
5 - 1:29.976	15 - 1:29.768	25 - <b>1:26.940</b>	35 - 1:29.803	45 - 1:28.943	55 - 1:29.931					
6 - 1:30.014	16 - 1:28.694	26 - 1:28.582	36 - 1:29.184	46 - 1:29.812	56 - 1:30.369					
7 - 1:28.422	17 - 1:37.601	27 - 1:27.286	37 - 1:29.657	47 - 1:28.844	57 - 1:28.998					
8 - 1:30.310	18 - 1:34.474	28 - 1:32.095P	38 - 1:28.693	48 - 1:30.242	58 - 1:29.074					
9 - 1:28.429	19 - 1:46.811	29 - 2:54.564	39 - 1:29.333	49 - 1:29.703						
10 - 1:28.074	20 - 2:58.053	30 - 1:30.325	40 - 1:30.755	50 - 1:29.231						
<b>86</b>	Cooke/Dowd					Ford Shelby Mustang GT350				
1 - 1:41.033	11 - 1:31.173	21 - 2:20.332	31 - 1:28.411	41 - 1:27.150	51 - 1:26.733					
2 - 1:30.390	12 - 1:31.174	22 - 1:32.448	32 - 1:26.915	42 - 1:27.338	52 - 1:28.322					
3 - 1:30.872	13 - 1:30.984	23 - 1:31.105	33 - 1:27.473	43 - 1:26.586	53 - 1:28.181					
4 - 1:31.228	14 - 1:31.134	24 - 1:30.047	34 - 1:27.190	44 - 1:27.415	54 - 1:28.343					
5 - 1:30.114	15 - 1:30.299	25 - 1:30.743	35 - 1:27.695	45 - 1:28.072	55 - 1:28.371					
6 - 1:29.987	16 - 1:29.898	26 - 1:30.121	36 - 1:28.044	46 - 1:28.424	56 - 1:27.211					
7 - 1:31.337	17 - 1:35.658	27 - 1:30.604	37 - <b>1:26.318</b>	47 - 1:27.296	57 - 1:27.518					
8 - 1:31.259	18 - 1:36.484	28 - 1:32.058	38 - 1:26.889	48 - 1:28.085	58 - 1:27.558					
9 - 1:29.818	19 - 1:44.198	29 - 1:36.593P	39 - 1:27.419	49 - 1:27.676	59 - 1:27.066					
10 - 1:28.677	20 - 2:52.304	30 - 2:45.500	40 - 1:27.450	50 - 1:27.456						
<b>88</b>	Davison					Lotus Elan				
1 - 1:44.190	11 - 1:32.922	21 - 2:19.015	31 - 1:29.293	41 - 1:27.010	51 - 1:28.288					
2 - 1:31.713	12 - 1:32.902	22 - 1:30.897	32 - 1:30.258	42 - 1:28.510	52 - 1:28.895					
3 - 1:31.423	13 - 1:28.390	23 - 1:31.973	33 - 1:27.801	43 - 1:27.280	53 - 1:28.169					
4 - 1:30.049	14 - 1:29.176	24 - 1:29.737	34 - 1:27.116	44 - 1:27.526	54 - 1:27.035					
5 - 1:31.012	15 - 1:27.799	25 - 1:29.602	35 - 1:27.846	45 - 1:28.759	55 - 1:28.022					
6 - 1:31.953	16 - 1:26.946	26 - 1:28.563	36 - 1:26.659	46 - 1:30.108	56 - 1:26.185					
7 - 1:30.353	17 - 1:40.274	27 - 1:28.839	37 - 1:26.675	47 - 1:28.062	57 - <b>1:25.766</b>					
8 - 1:30.321	18 - 1:37.686	28 - 1:30.625	38 - 1:27.302	48 - 1:28.664	58 - 1:28.691					
9 - 1:29.232	19 - 1:45.914	29 - 1:32.754P	39 - 1:27.293	49 - 1:32.078						
10 - 1:31.581	20 - 2:51.488	30 - 2:53.298	40 - 1:27.281	50 - 1:28.913						
<b>90</b>	Boulton Brooks/Beebe					Austin Healey 3000				
1 - 1:44.951	11 - 1:29.430	21 - 2:19.364	31 - 1:34.211	41 - 1:30.010						
2 - 1:33.159	12 - 1:33.168	22 - 1:32.313	32 - 1:34.081	42 - 1:30.111						
3 - 1:31.658	13 - <b>1:28.257</b>	23 - 1:33.906	33 - 1:31.877	43 - 1:28.476						
4 - 1:30.528	14 - 1:29.299	24 - 1:30.363	34 - 1:30.304	44 - 1:31.800						
5 - 1:30.579	15 - 1:28.365	25 - 1:30.219	35 - 1:31.881	45 - 1:33.057						
6 - 1:31.027	16 - 1:28.488	26 - 1:29.911	36 - 1:33.544	46 - 1:31.594						
7 - 1:30.413	17 - 1:33.297	27 - 1:29.290	37 - 1:29.919	47 - 1:31.735						
8 - 1:30.581	18 - 1:36.123	28 - 1:30.459	38 - 1:28.471	48 - 1:45.499						
9 - 1:31.018	19 - 1:45.544	29 - 1:38.931P	39 - 4:54.854P							
10 - 1:32.165	20 - 2:52.382	30 - 2:59.411	40 - 2:10.669							

\*\*CAR 80 - Transponder not working reliably (Regulation Q.12.2.1 refers)  
 CAR 74 - 23 second penalty (Pit Stop violation). Weather/Track: Cloud/Dry

Donington Park  
 Circuit Length = 1.9790 miles.  
 Start: 16:27 End: 17:58



## Masters Gentlemen Drivers Pre-'66 GT

### RACE 18 - LAP ANALYSIS - Donington Park - 3/4/5 May 2014

(contd.)

<b>94</b>		Gans/Wolfe		AC Cobra									
1 -	1:29.474	11 -	1:24.138	21 -	2:58.373	31 -	1:22.507	41 -	1:22.060	51 -	1:21.911	61 -	1:22.443
2 -	1:24.983	12 -	1:25.540	22 -	2:20.861	32 -	1:22.973	42 -	1:22.397	52 -	1:22.149	62 -	1:22.367
3 -	1:25.193	13 -	1:24.764	23 -	1:26.168	33 -	1:22.470	43 -	1:21.447	53 -	1:21.452		
4 -	1:23.816	14 -	1:24.035	24 -	1:23.350	34 -	1:22.155	44 -	1:21.976	54 -	1:21.886		
5 -	1:23.199	15 -	1:24.108	25 -	1:22.620	35 -	1:22.915	45 -	1:22.174	55 -	1:22.198		
6 -	1:24.478	16 -	1:23.973	26 -	1:23.315	36 -	1:22.281	46 -	<b>1:21.193</b>	56 -	1:23.499		
7 -	1:24.879	17 -	1:23.649	27 -	1:28.738P	37 -	1:22.216	47 -	1:21.647	57 -	1:21.783		
8 -	1:23.485	18 -	1:23.729	28 -	2:43.453	38 -	1:22.523	48 -	1:21.393	58 -	1:22.065		
9 -	1:23.165	19 -	1:27.906	29 -	1:22.122	39 -	1:21.535	49 -	1:22.103	59 -	1:22.671		
10 -	1:23.557	20 -	2:13.429	30 -	1:22.727	40 -	1:22.144	50 -	1:21.769	60 -	1:22.562		

<b>98</b>		Nyblaeus/Welch		Austin Healey 3000							
1 -	1:33.290	11 -	1:28.562	21 -	2:21.977	31 -	1:26.800	41 -	1:26.417	51 -	1:26.129
2 -	1:29.140	12 -	1:28.212	22 -	1:31.913	32 -	1:26.626	42 -	1:26.291	52 -	1:26.894
3 -	1:31.403	13 -	1:28.500	23 -	1:28.207	33 -	1:26.036	43 -	<b>1:25.444</b>	53 -	1:25.847
4 -	1:28.531	14 -	1:29.015	24 -	1:29.316	34 -	1:26.397	44 -	1:26.214	54 -	1:25.655
5 -	1:27.800	15 -	1:29.715	25 -	1:28.255	35 -	1:25.770	45 -	1:27.319	55 -	1:27.023
6 -	1:28.874	16 -	1:28.239	26 -	1:29.037	36 -	1:25.553	46 -	1:27.095	56 -	1:26.613
7 -	1:27.842	17 -	1:28.511	27 -	1:28.252	37 -	1:26.790	47 -	1:27.090	57 -	1:26.130
8 -	1:29.434	18 -	1:33.173	28 -	1:34.879P	38 -	1:28.232	48 -	1:27.013	58 -	1:26.427
9 -	1:28.358	19 -	2:13.035	29 -	2:49.218	39 -	1:26.916	49 -	1:26.299	59 -	1:26.691
10 -	1:27.517	20 -	2:58.143	30 -	1:27.790	40 -	1:25.737	50 -	1:26.328		

\*\*CAR 80 - Transponder not working reliably (Regulation Q.12.2.1 refers)  
 CAR 74 - 23 second penalty (Pit Stop violation). Weather/Track: Cloud/Dry

Donington Park  
 Circuit Length = 1.9790 miles.  
 Start: 16:27 End: 17:58

# Masters Gentlemen Drivers Pre-'66 GT

## RACE 18 - LAP CHART - Donington Park - 3/4/5 May 2014

Lap 1			Lap 2			Lap 3			Lap 4			Lap 5		
No	Behind	Laptime	No	Behind	Laptime	No	Behind	Laptime	No	Behind	Laptime	No	Behind	Laptime
46		1:25.286	46		1:23.681	46		1:23.047	46		1:22.799	46		1:21.788
15	1.574	1:26.860	2	1.527	1:22.934	2	1.276	1:22.796	80	1.443	1:22.543	80	1.857	1:22.202
5	1.960	1:27.246	80	1.887	1:23.024	80	1.699	1:22.859	2	1.952	1:23.475	2	3.089	1:22.925
2	2.274	1:27.560	5	2.334	1:24.055	5	2.807	1:23.520	5	2.349	1:22.341	5	3.460	1:22.899
80	2.544	1:27.830	15	3.885	1:25.992	15	5.707	1:24.869	15	6.594	1:23.686	15	8.649	1:23.843
63	3.713	1:28.999	63	4.287	1:24.255	63	6.028	1:24.788	63	6.838	1:23.609	63	9.212	1:24.162
94	4.188	1:29.474	94	5.490	1:24.983	9	6.917	1:23.782	9	8.211	1:24.093	9	9.573	1:23.150
9	5.071	1:30.357	9	6.182	1:24.792	47	7.603	1:23.490	94	8.653	1:23.816	94	10.064	1:23.199
16	5.251	1:30.537	47	7.160	1:25.401	94	7.636	1:25.193	47	9.087	1:24.283	16	12.218	1:24.366
47	5.440	1:30.726	16	7.914	1:26.344	16	8.399	1:23.532	16	9.640	1:24.040	47	12.442	1:25.143
18	6.846	1:32.132	29	9.140	1:25.945	29	11.742	1:25.649	29	14.344	1:25.401	29	17.911	1:25.355
29	6.876	1:32.162	18	12.180	1:29.015	18	15.779	1:26.646	18	18.889	1:25.909	18	23.257	1:26.156
98	8.004	1:33.290	98	13.463	1:29.140	55	17.914	1:27.180	26	24.009	1:27.119	26	29.085	1:26.864
55	9.023	1:34.309	55	13.781	1:28.439	39	18.745	1:27.269	39	24.425	1:28.479	39	30.175	1:27.538
26	10.005	1:35.291	26	14.013	1:27.689	26	19.689	1:28.723	55	24.819	1:29.704	55	32.194	1:29.163
73	10.950	1:36.236	39	14.523	1:27.144	73	20.444	1:28.396	73	25.820	1:28.175	73	32.459	1:28.427
39	11.060	1:36.346	73	15.095	1:27.826	98	21.819	1:31.403	98	27.551	1:28.531	98	33.563	1:27.800
72	13.065	1:38.351	72	19.476	1:30.092	72	26.966	1:30.537	58	30.304	1:25.887	58	34.157	1:25.641
35	14.165	1:39.451	35	19.847	1:29.363	58	27.216	1:30.128	35	33.317	1:27.855	35	38.661	1:27.132
58	14.707	1:39.993	58	20.135	1:29.109	35	28.261	1:31.461	52	36.448	1:28.758	52	40.911	1:26.251
27	14.875	1:40.161	82	21.408	1:29.577	27	29.828	1:31.007	27	37.417	1:30.388	27	45.565	1:29.936
82	15.512	1:40.798	27	21.868	1:30.674	86	30.281	1:30.872	82	37.931	1:29.796	82	45.864	1:29.721
86	15.747	1:41.033	86	22.456	1:30.390	52	30.489	1:29.779	86	38.710	1:31.228	86	47.036	1:30.114
17	16.031	1:41.317	52	23.757	1:30.671	82	30.934	1:32.573	17	40.914	1:30.966	17	49.521	1:30.395
52	16.767	1:42.053	17	24.901	1:32.551	17	32.747	1:30.893	60	42.186	1:30.187	60	51.042	1:30.644
23	18.252	1:43.538	60	26.670	1:32.031	60	34.798	1:31.175	88	42.562	1:30.049	85	51.228	1:29.976
60	18.320	1:43.606	88	26.936	1:31.713	88	35.312	1:31.423	85	43.040	1:30.185	88	51.786	1:31.012
88	18.904	1:44.190	85	27.578	1:31.063	85	35.654	1:31.123	23	43.521	1:29.401	79	51.935	1:29.890
79	19.322	1:44.608	23	27.777	1:33.206	79	36.025	1:30.928	79	43.833	1:30.607	23	52.506	1:30.773
90	19.665	1:44.951	79	28.144	1:32.503	23	36.919	1:32.189	61	45.452	1:29.792	61	53.332	1:29.668
61	19.894	1:45.180	90	29.143	1:33.159	90	37.754	1:31.658	90	45.483	1:30.528	90	54.274	1:30.579
85	20.196	1:45.482	61	30.144	1:33.931	61	38.459	1:31.362	65	47.454	1:31.507	65	56.195	1:30.529
65	20.479	1:45.765	65	30.796	1:33.998	65	38.746	1:30.997	74	48.188	1:31.126	74	56.970	1:30.570
74	21.154	1:46.440	74	31.170	1:33.697	74	39.861	1:31.738						

\*\*CAR 80 - Transponder not working reliably (Regulation Q.12.2.1 refers)  
 CAR 74 - 23 second penalty (Pit Stop violation). Weather/Track: Cloud/Dry

Donington Park  
 Circuit Length = 1.9790 miles.  
 Start: 16:27 End: 17:58

# Masters Gentlemen Drivers Pre-'66 GT

## RACE 18 - LAP CHART - Donington Park - 3/4/5 May 2014

(contd.)

Lap 6			Lap 7			Lap 8			Lap 9			Lap 10		
No	Behind	Laptime	No	Behind	Laptime	No	Behind	Laptime	No	Behind	Laptime	No	Behind	Laptime
46		1:22.483	46		1:22.409	46		1:22.804	80		1:22.816	80		1:23.650
80	1.378	1:22.004	80	0.947	1:21.978	80	0.742	1:22.599	2	1.947	1:22.736	61	1 LAP	1:31.299
2	2.919	1:22.313	2	2.971	1:22.461	2	2.769	1:22.602	46	2.116	1:25.674	60	1 LAP	1:31.883
5	3.526	1:22.549	5	3.864	1:22.747	5	3.465	1:22.405	5	2.645	1:22.738	2	2.375	1:24.078
15	9.430	1:23.264	15	11.107	1:24.086	15	12.294	1:23.991	15	12.243	1:23.507	90	1 LAP	1:31.018
63	11.306	1:24.577	9	14.029	1:24.603	9	14.311	1:23.086	9	13.312	1:22.559	23	1 LAP	1:31.394
9	11.835	1:24.745	94	14.529	1:24.879	94	15.210	1:23.485	94	14.817	1:23.165	5	3.442	1:24.447
94	12.059	1:24.478	16	15.226	1:24.770	16	16.057	1:23.635	16	15.517	1:23.018	65	1 LAP	1:30.363
16	12.865	1:23.130	63	16.047	1:27.150	63	16.676	1:23.433	47	16.047	1:22.493	46	4.261	1:25.795
47	13.105	1:23.146	47	16.219	1:25.523	47	17.112	1:23.697	63	17.800	1:24.682	15	12.701	1:24.108
29	21.158	1:25.730	29	24.680	1:25.931	29	27.760	1:25.884	29	29.637	1:25.435	9	13.204	1:23.542
18	25.845	1:25.071	18	28.717	1:25.281	18	31.460	1:25.547	18	32.537	1:24.635	94	14.724	1:23.557
26	33.289	1:26.687	39	38.222	1:26.740	39	41.092	1:25.674	39	43.793	1:26.259	16	15.430	1:23.563
39	33.891	1:26.199	26	38.393	1:27.513	26	42.205	1:26.616	26	45.399	1:26.752	47	15.720	1:23.323
55	36.302	1:26.591	55	40.386	1:26.493	55	44.842	1:27.260	58	47.789	1:26.283	74	1 LAP	1:43.044
73	36.910	1:26.934	73	41.160	1:26.659	58	45.064	1:26.474	55	49.724	1:28.440	63	17.170	1:23.020
58	38.743	1:27.069	58	41.394	1:25.060	73	45.814	1:27.458	73	50.163	1:27.907	29	31.175	1:25.188
98	39.954	1:28.874	98	45.387	1:27.842	35	48.550	1:25.685	35	51.225	1:26.233	18	33.818	1:24.931
35	42.456	1:26.278	35	45.669	1:25.622	98	52.017	1:29.434	52	56.040	1:27.492	39	45.725	1:25.582
52	43.990	1:25.562	52	47.470	1:25.889	52	52.106	1:27.440	98	56.817	1:28.358	26	47.798	1:26.049
82	52.911	1:29.530	82	58.575	1:28.073	82	1:03.568	1:27.797	82	1:08.153	1:28.143	58	50.314	1:26.175
27	53.764	1:30.682	27	1:01.912	1:30.557	27	1:09.066	1:29.958	27	1:15.360	1:29.852	55	52.960	1:26.886
86	54.540	1:29.987	86	1:03.468	1:31.337	86	1:11.923	1:31.259	85	1:17.149	1:28.429	73	53.364	1:26.851
85	58.759	1:30.014	85	1:04.772	1:28.422	85	1:12.278	1:30.310	86	1:18.183	1:29.818	35	53.915	1:26.340
60	59.978	1:31.419	60	1:08.209	1:30.640	17	1:14.683	1:29.251	17	1:20.815	1:29.690	52	58.255	1:25.865
17	1:00.445	1:33.407	17	1:08.236	1:30.200	79	1:15.552	1:29.052	79	1:21.777	1:29.783	98	1:00.684	1:27.517
88	1:01.256	1:31.953	88	1:09.200	1:30.353	88	1:16.717	1:30.321	88	1:22.391	1:29.232	82	1:12.292	1:27.789
79	1:01.386	1:31.934	79	1:09.304	1:30.327	60	1:17.336	1:31.931				27	1:21.389	1:29.679
61	1:01.918	1:31.069	61	1:10.148	1:30.639	61	1:17.579	1:30.235				85	1:21.573	1:28.074
23	1:02.276	1:32.253	23	1:10.419	1:30.552	23	1:18.563	1:30.948				86	1:23.210	1:28.677
90	1:02.818	1:31.027	90	1:10.822	1:30.413	90	1:18.599	1:30.581						
65	1:04.498	1:30.786	65	1:12.611	1:30.522	65	1:20.315	1:30.508						
74	1:05.046	1:30.559	74	1:13.350	1:30.713	74	1:20.777	1:30.231						

\*\*CAR 80 - Transponder not working reliably (Regulation Q.12.2.1 refers)  
 CAR 74 - 23 second penalty (Pit Stop violation). Weather/Track: Cloud/Dry

Donington Park  
 Circuit Length = 1.9790 miles.  
 Start: 16:27 End: 17:58

# Masters Gentlemen Drivers Pre-'66 GT

## RACE 18 - LAP CHART - Donington Park - 3/4/5 May 2014

(contd.)

Lap 11			Lap 12			Lap 13			Lap 14			Lap 15		
No	Behind	Laptime	No	Behind	Laptime	No	Behind	Laptime	No	Behind	Laptime	No	Behind	Laptime
80		1:23.784	80		1:24.854	80		1:22.374	80		1:23.514	80		1:22.241
2	3.148	1:24.557	85	1 LAP	1:29.594	5	3.353	1:22.791	5	2.501	1:22.662	5	2.750	1:22.490
5	4.943	1:25.285	5	2.936	1:22.847	85	1 LAP	1:28.093	82	1 LAP	1:29.894	82	1 LAP	1:27.473
17	1 LAP	1:32.383	27	1 LAP	1:31.855	46	10.353	1:26.978	46	10.346	1:23.507	2	11.256	1:22.539
79	1 LAP	1:31.608	86	1 LAP	1:31.173	2	11.426	1:27.042	2	10.958	1:23.046	46	14.832	1:26.727
46	6.495	1:26.018	46	5.749	1:24.108	27	1 LAP	1:30.288	85	1 LAP	1:28.392	85	1 LAP	1:28.587
88	1 LAP	1:31.581	2	6.758	1:28.464	86	1 LAP	1:31.174	9	16.320	1:23.344	9	20.230	1:26.151
61	1 LAP	1:29.821	17	1 LAP	1:28.496	17	1 LAP	1:29.086	27	1 LAP	1:28.783	94	20.542	1:24.108
90	1 LAP	1:32.165	79	1 LAP	1:31.438	9	16.490	1:24.641	94	18.675	1:24.035	15	23.643	1:25.000
65	1 LAP	1:32.167	61	1 LAP	1:30.942	94	18.154	1:24.764	15	20.884	1:24.717	63	25.005	1:24.181
23	1 LAP	1:33.026	9	14.223	1:24.775	15	19.681	1:25.459	86	1 LAP	1:30.984	16	26.546	1:24.962
15	14.237	1:25.320	88	1 LAP	1:32.922	47	20.517	1:25.984	47	22.102	1:25.099	27	1 LAP	1:31.098
9	14.302	1:24.882	90	1 LAP	1:29.430	79	1 LAP	1:30.422	17	1 LAP	1:30.262	47	30.260	1:30.399P
94	15.078	1:24.138	94	15.764	1:25.540	63	22.143	1:26.802	63	23.065	1:24.436	17	1 LAP	1:29.899
47	15.538	1:23.602	15	16.596	1:27.213	16	22.555	1:26.935	16	23.825	1:24.784	86	1 LAP	1:31.134
16	16.236	1:24.590	47	16.907	1:26.223	61	1 LAP	1:33.066	79	1 LAP	1:29.048	79	1 LAP	1:27.343
63	16.946	1:23.560	63	17.715	1:25.623	88	1 LAP	1:32.902	61	1 LAP	1:28.225	61	1 LAP	1:29.090
60	1 LAP	1:41.936	16	17.994	1:26.612	90	1 LAP	1:33.168	88	1 LAP	1:28.390	88	1 LAP	1:29.176
74	1 LAP	1:32.143	65	1 LAP	1:31.453	23	1 LAP	1:30.413	90	1 LAP	1:28.257	90	1 LAP	1:29.299
29	32.910	1:25.519	23	1 LAP	1:31.688	65	1 LAP	1:31.310	23	1 LAP	1:28.503	23	1 LAP	1:28.587
18	34.457	1:24.423	60	1 LAP	1:32.705	39	1 LAP	2:27.619P	65	1 LAP	1:29.399	65	1 LAP	1:29.631
26	49.473	1:25.459	74	1 LAP	1:31.256	60	1 LAP	1:30.492	18	40.001	1:25.841	18	42.443	1:24.683
58	53.368	1:26.838	18	34.246	1:24.643	18	37.674	1:25.802	29	40.510	1:25.668	29	43.306	1:25.037
39	55.182	1:33.241	29	35.084	1:27.028	29	38.356	1:25.646	60	1 LAP	1:31.669	60	1 LAP	1:31.125
55	56.233	1:27.057	26	50.535	1:25.916	74	1 LAP	1:32.868	74	1 LAP	1:31.820	74	1 LAP	1:31.600
73	56.713	1:27.133	58	55.199	1:26.685	26	54.505	1:26.344	26	57.075	1:26.084	26	59.627	1:24.793
35	56.977	1:26.846	35	58.753	1:26.630	35	1:01.997	1:25.618	35	1:05.297	1:26.814	35	1:09.138	1:26.082
52	1:00.172	1:25.701	55	59.473	1:28.094	58	1:05.244	1:32.419P	52	1:06.491	1:24.962	52	1:10.059	1:25.809
98	1:05.462	1:28.562	73	59.963	1:28.104	52	1:05.043	1:27.133	55	1:08.422	1:26.293	55	1:12.192	1:26.011
82	1:16.228	1:27.720	52	1:00.284	1:24.966	55	1:05.643	1:28.544	73	1:09.351	1:26.867	73	1:13.088	1:25.978
			98	1:08.820	1:28.212	73	1:05.998	1:28.409	98	1:20.447	1:29.015			
			82	1:20.643	1:29.269	98	1:14.946	1:28.500						

\*\*CAR 80 - Transponder not working reliably (Regulation Q.12.2.1 refers)  
 CAR 74 - 23 second penalty (Pit Stop violation). Weather/Track: Cloud/Dry

Donington Park  
 Circuit Length = 1.9790 miles.  
 Start: 16:27 End: 17:58

# Masters Gentlemen Drivers Pre-'66 GT

## RACE 18 - LAP CHART - Donington Park - 3/4/5 May 2014

(contd.)

Lap 16			Lap 17			Lap 18			Lap 19			Lap 20		
No	Behind	Laptime	No	Behind	Laptime	No	Behind	Laptime	No	Behind	Laptime	No	Behind	Laptime
80		1:22.402	80		1:22.271	80		1:23.259	80		1:27.331	80		2:30.896
5	3.458	1:23.110	5	4.435	1:23.248	35	1 LAP	1:31.376	5	2.651	1:25.710	5	0.915	2:29.160
98	1 LAP	1:29.715	98	1 LAP	1:28.239	5	4.272	1:23.096	55	1 LAP	1:31.253	55	1 LAP	2:29.862
2	11.735	1:22.881	2	11.996	1:22.532	74	2 LAPS	1:43.658P	35	1 LAP	1:31.638	35	1 LAP	2:29.085
82	1 LAP	1:27.994	46	17.412	1:23.365	2	11.695	1:22.958	73	1 LAP	1:33.151	73	1 LAP	2:28.497
46	16.318	1:23.888	82	1 LAP	1:28.270	98	1 LAP	1:28.511	2	9.220	1:24.856	2	4.204	2:25.880
9	21.770	1:23.942	9	23.229	1:23.730	46	17.499	1:23.346	52	1 LAP	1:50.299P	98	1 LAP	2:13.035
94	22.113	1:23.973	94	23.491	1:23.649	9	23.718	1:23.748	98	1 LAP	1:33.173	46	5.773	2:12.885
15	25.248	1:24.007	15	26.350	1:23.373	94	23.961	1:23.729	9	23.302	1:26.915	9	5.975	2:13.569
63	25.938	1:23.335	16	31.224	1:25.151	15	26.821	1:23.730	46	23.784	1:33.616	94	7.069	2:13.429
85	1 LAP	1:29.768	85	1 LAP	1:28.694	82	1 LAP	1:29.643	94	24.536	1:27.906	15	8.513	2:07.257
16	28.344	1:24.200	27	1 LAP	1:28.884	16	44.327	1:36.362	15	32.152	1:32.662	82	1 LAP	2:06.442
27	1 LAP	1:29.414	17	1 LAP	1:28.396	85	1 LAP	1:37.601	82	1 LAP	1:33.814	85	1 LAP	1:46.811
17	1 LAP	1:27.924	79	1 LAP	1:28.783	79	1 LAP	1:35.447	16	52.302	1:35.306P	79	1 LAP	1:42.198
79	1 LAP	1:27.951	86	1 LAP	1:29.898	18	57.912	1:30.656	85	1 LAP	1:34.474	18	11.974	1:41.269
86	1 LAP	1:30.299	88	1 LAP	1:26.946	17	1 LAP	1:39.123	79	1 LAP	1:32.052	74	3 LAPS	4:07.957
88	1 LAP	1:27.799	63	49.060	1:45.393	86	1 LAP	1:35.658	18	1:01.601	1:31.020	17	1 LAP	1:44.949
61	1 LAP	1:29.083	61	1 LAP	1:28.674	29	1:00.002	1:31.466	17	1 LAP	1:35.331	86	1 LAP	1:44.198
90	1 LAP	1:28.365	90	1 LAP	1:28.488	90	1 LAP	1:33.297	86	1 LAP	1:36.484	29	21.711	1:44.169
23	1 LAP	1:28.572	18	50.515	1:25.288	61	1 LAP	1:34.855	29	1:08.438	1:35.767	90	1 LAP	1:45.544
18	47.498	1:27.457	23	1 LAP	1:29.167	23	1 LAP	1:34.574	90	1 LAP	1:36.123	61	1 LAP	1:45.632
29	48.423	1:27.519	29	51.795	1:25.643	88	1 LAP	1:40.274	61	1 LAP	1:36.930	23	1 LAP	1:46.449
65	1 LAP	1:31.403	39	3 LAPS	1:27.229	39	3 LAPS	1:33.348	23	1 LAP	1:35.858	63	27.638	1:46.425
39	3 LAPS	4:22.923	65	1 LAP	1:31.235	63	1:05.742	1:39.941	63	1:12.109	1:33.698	39	3 LAPS	1:46.300
60	1 LAP	1:30.292	26	1:07.471	1:26.370	26	1:13.922	1:29.710	39	3 LAPS	1:35.201	88	1 LAP	1:45.914
26	1:03.372	1:26.147	60	1 LAP	1:30.985	27	1 LAP	1:57.559	88	1 LAP	1:37.686	26	30.076	1:41.167
74	1 LAP	1:33.847	52	1:17.562	1:25.905	65	1 LAP	1:40.150	26	1:19.805	1:33.214	27	1 LAP	1:38.867
52	1:13.928	1:26.271	55	1:22.448	1:28.420	60	1 LAP	1:31.865	27	1 LAP	1:35.955	65	1 LAP	1:39.268
35	1:14.408	1:27.672	73	1:23.147	1:28.311				65	1 LAP	1:35.426	60	1 LAP	1:38.992
55	1:16.299	1:26.509							60	1 LAP	1:37.633			
73	1:17.107	1:26.421												

\*\*CAR 80 - Transponder not working reliably (Regulation Q.12.2.1 refers)  
 CAR 74 - 23 second penalty (Pit Stop violation). Weather/Track: Cloud/Dry

Donington Park  
 Circuit Length = 1.9790 miles.  
 Start: 16:27 End: 17:58

# Masters Gentlemen Drivers Pre-'66 GT

## RACE 18 - LAP CHART - Donington Park - 3/4/5 May 2014

(contd.)

Lap 21			Lap 22			Lap 23			Lap 24			Lap 25		
No	Behind	Laptime	No	Behind	Laptime	No	Behind	Laptime	No	Behind	Laptime	No	Behind	Laptime
80		2:57.024	80		2:19.309	80		1:22.653	80		1:21.657	80		1:22.424
5	0.645	2:56.754	5	0.703	2:19.367	5	0.993	1:22.943	5	2.796	1:23.460	5	3.624	1:23.252
55	1 LAP	2:57.432	55	1 LAP	2:22.891	2	10.077	1:25.408	2	11.145	1:22.725	2	10.849	1:22.128
35	1 LAP	2:57.570	35	1 LAP	2:22.390	46	13.248	1:27.354	46	15.037	1:23.446	46	14.905	1:22.292
73	1 LAP	2:57.959	73	1 LAP	2:22.022	55	1 LAP	1:29.952	94	15.178	1:23.350	94	15.374	1:22.620
2	5.431	2:58.251	2	7.322	2:21.200	94	13.485	1:26.168	9	16.157	1:23.901	9	17.345	1:23.612
98	1 LAP	2:58.143	98	1 LAP	2:21.977	9	13.913	1:27.734	15	18.909	1:25.853	15	20.185	1:23.700
46	6.917	2:58.168	46	8.547	2:20.939	15	14.713	1:26.992	55	1 LAP	1:29.020	55	1 LAP	1:27.698
9	7.471	2:58.520	9	8.832	2:20.670	35	1 LAP	1:31.793	35	1 LAP	1:27.187	35	1 LAP	1:27.588
94	8.418	2:58.373	94	9.970	2:20.861	73	1 LAP	1:31.971	73	1 LAP	1:27.414	73	1 LAP	1:27.149
15	9.315	2:57.826	15	10.374	2:20.368	82	1 LAP	1:28.570	82	1 LAP	1:27.049	18	27.328	1:25.597
82	1 LAP	2:58.195	82	1 LAP	2:19.429	98	1 LAP	1:31.913	18	24.155	1:27.544	82	1 LAP	1:27.844
85	1 LAP	2:58.053	85	1 LAP	2:19.467	18	18.268	1:27.118	98	1 LAP	1:28.207	63	28.258	1:23.403
79	1 LAP	2:57.976	79	1 LAP	2:20.284	85	1 LAP	1:29.090	85	1 LAP	1:28.115	85	1 LAP	1:27.256
18	13.079	2:58.129	18	13.803	2:20.033	29	23.823	1:28.588	63	27.279	1:23.399	98	1 LAP	1:29.316
74	3 LAPS	2:52.457	74	3 LAPS	2:21.518	79	1 LAP	1:33.335	29	28.252	1:26.086	29	31.574	1:25.746
17	1 LAP	2:52.551	17	1 LAP	2:20.574	63	25.537	1:27.386	79	1 LAP	1:30.424	26	37.316	1:25.547
86	1 LAP	2:52.304	86	1 LAP	2:20.332	86	1 LAP	1:32.448	26	34.193	1:26.818	79	1 LAP	1:30.328
29	18.208	2:53.521	29	17.888	2:18.989	17	1 LAP	1:33.306	86	1 LAP	1:31.105	86	1 LAP	1:30.047
90	1 LAP	2:52.382	90	1 LAP	2:19.364	90	1 LAP	1:32.313	17	1 LAP	1:33.073	39	3 LAPS	1:27.349
61	1 LAP	2:51.750	61	1 LAP	2:19.518	26	29.032	1:27.908	39	3 LAPS	1:31.120	17	1 LAP	1:30.728
23	1 LAP	2:51.076	23	1 LAP	2:19.233	61	1 LAP	1:32.284	23	1 LAP	1:31.900	23	1 LAP	1:30.095
63	21.766	2:51.152	63	20.804	2:18.347	39	3 LAPS	1:30.465	90	1 LAP	1:33.906	90	1 LAP	1:30.363
39	3 LAPS	2:51.711	39	3 LAPS	2:18.269	23	1 LAP	1:32.229	61	1 LAP	1:34.049	88	1 LAP	1:29.737
88	1 LAP	2:51.488	88	1 LAP	2:19.015	88	1 LAP	1:30.897	88	1 LAP	1:31.973	61	1 LAP	1:30.106
26	24.660	2:51.608	26	23.777	2:18.426	27	1 LAP	1:31.069	27	1 LAP	1:31.842	27	1 LAP	1:29.967
27	1 LAP	2:51.131	27	1 LAP	2:18.454	74	3 LAPS	1:40.300	65	1 LAP	1:32.011	65	1 LAP	1:30.215
65	1 LAP	2:51.086	65	1 LAP	2:19.256	65	1 LAP	1:31.141	60	1 LAP	1:32.059	60	1 LAP	1:30.287
60	1 LAP	2:48.090	60	1 LAP	2:17.766	60	1 LAP	1:32.030	74	3 LAPS	1:34.786	74	3 LAPS	1:33.276

\*\*CAR 80 - Transponder not working reliably (Regulation Q.12.2.1 refers)  
 CAR 74 - 23 second penalty (Pit Stop violation). Weather/Track: Cloud/Dry

Donington Park  
 Circuit Length = 1.9790 miles.  
 Start: 16:27 End: 17:58

# Masters Gentlemen Drivers Pre-'66 GT

## RACE 18 - LAP CHART - Donington Park - 3/4/5 May 2014

(contd.)

Lap 26			Lap 27			Lap 28			Lap 29			Lap 30		
No	Behind	Laptime	No	Behind	Laptime	No	Behind	Laptime	No	Behind	Laptime	No	Behind	Laptime
80		1:22.215	80		1:22.822	80		1:22.122	80		1:23.751	80		1:22.844
5	4.393	1:22.984	5	5.191	1:23.620	5	9.397	1:26.328P	74	4 LAPS	1:33.284	5	1 LAP	2:43.611
2	15.165	1:26.531P	9	20.475	1:24.591	2	1 LAP	2:47.415	2	1 LAP	1:22.399	2	1 LAP	1:22.486
94	16.474	1:23.315	94	22.390	1:28.738P	9	22.897	1:24.544	94	1 LAP	2:43.453	94	1 LAP	1:22.122
46	17.620	1:24.930	46	23.528	1:28.730P	15	1 LAP	2:48.418	9	24.512	1:25.366	74	4 LAPS	1:39.071P
9	18.706	1:23.576	63	32.480	1:23.878	63	33.561	1:23.203	46	1 LAP	2:46.934	46	1 LAP	1:22.875
15	27.440	1:29.470P	55	1 LAP	1:27.659	73	1 LAP	1:27.539	15	1 LAP	1:21.669	9	26.564	1:24.896
63	31.424	1:25.381	73	1 LAP	1:27.638	18	42.928	1:26.786	63	39.738	1:29.928P	15	1 LAP	1:22.165
55	1 LAP	1:27.687	18	38.264	1:27.552	29	44.450	1:26.637	18	45.700	1:26.523	55	2 LAPS	2:42.879
73	1 LAP	1:27.891	35	1 LAP	1:28.821	85	1 LAP	1:27.286	29	47.029	1:26.330	35	2 LAPS	2:49.511
35	1 LAP	1:28.779	29	39.935	1:27.632	26	46.230	1:25.983	73	1 LAP	1:30.586	73	1 LAP	1:27.087
18	33.534	1:28.421	85	1 LAP	1:28.582	55	1 LAP	1:32.943P	26	51.613	1:29.134P	18	55.383	1:32.527P
82	1 LAP	1:28.475	82	1 LAP	1:29.738	82	1 LAP	1:28.251	85	1 LAP	1:32.095P	29	56.761	1:32.576P
85	1 LAP	1:26.940	26	42.369	1:25.411	35	1 LAP	1:32.503P	82	1 LAP	1:31.959P	79	2 LAPS	1:24.568
29	35.125	1:25.766	98	1 LAP	1:29.037	98	1 LAP	1:28.252	79	2 LAPS	2:47.743	65	2 LAPS	1:30.412
98	1 LAP	1:28.255	39	3 LAPS	1:26.732	39	3 LAPS	1:32.477P	98	1 LAP	1:34.879P	27	2 LAPS	1:26.976
26	39.780	1:24.679	79	1 LAP	1:33.386P	86	1 LAP	1:30.604	65	2 LAPS	2:44.870	17	2 LAPS	1:27.934
79	1 LAP	1:28.184	86	1 LAP	1:30.121	88	1 LAP	1:28.839	27	2 LAPS	2:50.087	88	1 LAP	1:32.754P
39	3 LAPS	1:26.850	88	1 LAP	1:28.563	90	1 LAP	1:29.290	17	2 LAPS	2:53.791	23	2 LAPS	2:58.728
86	1 LAP	1:30.743	23	1 LAP	1:29.807	23	1 LAP	1:35.584P	88	1 LAP	1:30.625	86	1 LAP	1:36.593P
17	1 LAP	1:29.629	90	1 LAP	1:29.911	60	1 LAP	1:29.666	86	1 LAP	1:32.058	5	1:30.286	1:23.873
23	1 LAP	1:29.908	61	1 LAP	1:29.702	61	1 LAP	1:36.130P	90	1 LAP	1:30.459			
88	1 LAP	1:29.602	17	1 LAP	1:35.796P				60	1 LAP	1:29.911			
90	1 LAP	1:30.219	60	1 LAP	1:29.627									
61	1 LAP	1:29.890	27	1 LAP	1:35.200P									
27	1 LAP	1:29.493	65	1 LAP	1:34.556P									
65	1 LAP	1:29.543	74	3 LAPS	1:32.147									
60	1 LAP	1:30.057												
74	3 LAPS	1:32.120												

\*\*CAR 80 - Transponder not working reliably (Regulation Q.12.2.1 refers)  
 CAR 74 - 23 second penalty (Pit Stop violation). Weather/Track: Cloud/Dry

Donington Park  
 Circuit Length = 1.9790 miles.  
 Start: 16:27 End: 17:58

# Masters Gentlemen Drivers Pre-'66 GT

## RACE 18 - LAP CHART - Donington Park - 3/4/5 May 2014

(contd.)

Lap 31			Lap 32			Lap 33			Lap 34			Lap 35		
No	Behind	Laptime	No	Behind	Laptime	No	Behind	Laptime	No	Behind	Laptime	No	Behind	Laptime
80		1:32.092P	5		1:23.719	5		1:23.223	5		1:22.560	5		1:22.132
90	2 LAPS	1:38.931P	88	2 LAPS	2:53.298	17	2 LAPS	1:27.361	82	2 LAPS	1:32.586	27	2 LAPS	1:25.411
60	2 LAPS	1:36.229P	65	2 LAPS	1:31.815	86	2 LAPS	1:28.411	2	4.703	1:21.968	2	4.307	1:21.736
2	1 LAP	1:23.050	2	6.476	1:22.556	2	5.295	1:22.042	17	2 LAPS	1:26.887	94	10.125	1:22.915
61	3 LAPS	3:07.800	60	2 LAPS	2:48.218	88	2 LAPS	1:29.293	86	2 LAPS	1:26.915	17	2 LAPS	1:27.753
94	1 LAP	1:22.727	94	10.500	1:22.973	94	9.747	1:22.470	94	9.342	1:22.155	15	14.013	1:21.626
39	5 LAPS	3:28.555	74	4 LAPS	1:47.024P	65	2 LAPS	1:30.612	46	14.213	1:23.030	86	2 LAPS	1:27.473
46	1 LAP	1:22.896	23	2 LAPS	1:33.025	46	13.743	1:21.548	15	14.519	1:22.110	82	2 LAPS	1:31.942
15	1 LAP	1:21.990	46	15.418	1:22.654	15	14.969	1:21.279	88	2 LAPS	1:30.258	46	14.817	1:22.736
9	23.950	1:29.478P	90	2 LAPS	2:59.411	60	2 LAPS	1:33.116	65	2 LAPS	1:30.019	88	2 LAPS	1:27.801
55	2 LAPS	1:22.044	15	16.913	1:21.862	23	2 LAPS	1:31.956	60	2 LAPS	1:29.396	65	2 LAPS	1:30.861
63	1 LAP	3:02.382P	80	19.635	3:04.498	80	25.996	1:29.584	55	1 LAP	1:21.799	55	1 LAP	1:21.564
35	2 LAPS	1:27.620	39	4 LAPS	1:28.270	90	2 LAPS	1:34.211	23	2 LAPS	1:30.435	60	2 LAPS	1:30.769
26	1 LAP	2:51.273	61	2 LAPS	1:31.935	55	1 LAP	1:22.125	80	33.350	1:29.914	80	42.014	1:30.796
85	2 LAPS	2:54.564	55	1 LAP	1:21.241	39	4 LAPS	1:31.212	90	2 LAPS	1:34.081	23	2 LAPS	1:33.666
79	2 LAPS	1:25.500	26	51.934	1:24.066	61	2 LAPS	1:32.198	39	4 LAPS	1:27.713	39	4 LAPS	1:27.399
73	1 LAP	1:33.919P	35	1 LAP	1:25.893	26	52.849	1:24.138	61	2 LAPS	1:30.210	90	2 LAPS	1:31.877
98	2 LAPS	2:49.218	29	57.314	1:28.983	35	1 LAP	1:25.950	26	54.497	1:24.208	61	2 LAPS	1:30.916
82	2 LAPS	2:58.295	73	1 LAP	2:47.456	79	1 LAP	1:23.226	79	1 LAP	1:23.112	26	55.609	1:23.244
74	4 LAPS	2:23.227	79	1 LAP	1:24.898	73	1 LAP	1:27.041	35	1 LAP	1:26.285	79	1 LAP	1:23.164
27	2 LAPS	1:25.805	18	58.649	1:29.874	29	1:03.700	1:29.609	73	1 LAP	1:26.407	35	1 LAP	1:26.459
17	2 LAPS	1:27.686	98	1 LAP	1:26.800	18	1:03.724	1:28.298	18	1:07.894	1:26.730	73	1 LAP	1:26.694
65	2 LAPS	1:30.961	85	1 LAP	1:29.690	98	1 LAP	1:26.626	29	1:09.524	1:28.384	18	1:13.011	1:27.249
5	1:21.144	1:22.950	82	1 LAP	1:31.493	85	1 LAP	1:29.325	98	1 LAP	1:26.036	29	1:15.294	1:27.902
23	2 LAPS	1:30.614	27	1 LAP	1:25.797	27	1 LAP	1:25.217	85	1 LAP	1:30.029	98	1 LAP	1:26.397
2	1:28.783	1:21.899												
94	1:32.390	1:22.507												
46	1:37.627	1:22.203												
61	2 LAPS	1:32.108												
15	1:39.914	1:21.863												
39	4 LAPS	1:29.171												
55	1 LAP	1:21.056												
26	2:12.731	1:24.781												
29	2:13.194	2:48.525												
18	2:13.638	2:50.347												
35	1 LAP	1:26.078												
79	1 LAP	1:24.027												
98	1 LAP	1:27.790												
85	1 LAP	1:30.325												
82	1 LAP	1:32.260												
27	1 LAP	1:25.628												
17	1 LAP	1:27.393												
86	1 LAP	2:45.500												

\*\*CAR 80 - Transponder not working reliably (Regulation Q.12.2.1 refers)  
 CAR 74 - 23 second penalty (Pit Stop violation). Weather/Track: Cloud/Dry

Donington Park  
 Circuit Length = 1.9790 miles.  
 Start: 16:27 End: 17:58



# Masters Gentlemen Drivers Pre-'66 GT

## RACE 18 - LAP CHART - Donington Park - 3/4/5 May 2014

(contd.)

Lap 36			Lap 37			Lap 38			Lap 39			Lap 40		
No	Behind	Laptime	No	Behind	Laptime	No	Behind	Laptime	No	Behind	Laptime	No	Behind	Laptime
5		1:21.802	2		1:21.184	2		1:21.634	2		1:22.410	2		1:22.294
2	4.784	1:22.279	5	1.713	1:27.681P	94	7.741	1:22.523	18	1 LAP	1:27.275	90	3 LAPS	1:29.919
27	2 LAPS	1:26.534	27	2 LAPS	1:25.524	15	9.117	1:20.869	98	2 LAPS	1:26.790	73	2 LAPS	1:26.809
85	2 LAPS	1:30.533	94	6.852	1:22.216	27	2 LAPS	1:25.900	94	6.866	1:21.535	18	1 LAP	1:26.801
94	10.604	1:22.281	15	9.882	1:22.295	29	1 LAP	1:39.334	15	7.529	1:20.822	94	6.716	1:22.144
15	13.555	1:21.344	85	2 LAPS	1:29.803	46	13.504	1:22.005	46	12.437	1:21.343	15	7.562	1:22.327
46	16.153	1:23.138	46	13.133	1:22.948	5	18.546	1:38.467	27	2 LAPS	1:25.449	98	2 LAPS	1:28.232
17	2 LAPS	1:27.278	74	8 LAPS	6:59.555	85	2 LAPS	1:29.184	5	18.306	1:22.170	61	3 LAPS	1:36.028
86	2 LAPS	1:27.190	17	2 LAPS	1:26.148	17	2 LAPS	1:25.941	29	1 LAP	1:27.880	46	12.343	1:22.200
82	2 LAPS	1:30.254	86	2 LAPS	1:27.695	86	2 LAPS	1:28.044	17	2 LAPS	1:25.693	35	2 LAPS	1:43.102
88	2 LAPS	1:27.116	55	1 LAP	1:22.634	55	1 LAP	1:22.672	85	2 LAPS	1:29.657	27	2 LAPS	1:25.667
55	1 LAP	1:23.750	88	2 LAPS	1:27.846	74	8 LAPS	1:32.812	55	1 LAP	1:21.696	5	18.525	1:22.513
65	2 LAPS	1:30.407	82	2 LAPS	1:32.335	88	2 LAPS	1:26.659	86	2 LAPS	1:26.318	29	1 LAP	1:27.367
60	2 LAPS	1:29.602	65	2 LAPS	1:30.162	82	2 LAPS	1:30.813	88	2 LAPS	1:26.675	55	1 LAP	1:21.854
80	50.432	1:30.220	60	2 LAPS	1:29.163	65	2 LAPS	1:31.000	74	8 LAPS	1:33.099	17	2 LAPS	1:25.576
39	4 LAPS	1:28.449	39	4 LAPS	1:29.250	60	2 LAPS	1:28.571	82	2 LAPS	1:31.029	85	2 LAPS	1:28.693
23	2 LAPS	1:30.998	80	55.459	1:30.995	26	59.418	1:25.313	60	2 LAPS	1:29.270	86	2 LAPS	1:26.889
90	2 LAPS	1:30.304	26	55.739	1:24.386	39	4 LAPS	1:27.748	65	2 LAPS	1:30.477	88	2 LAPS	1:27.302
26	57.321	1:23.514	23	2 LAPS	1:30.674	79	1 LAP	1:24.806	26	1:00.287	1:23.279	74	8 LAPS	1:31.346
79	1 LAP	1:22.982	79	1 LAP	1:24.538	80	1:04.443	1:30.618	79	1 LAP	1:23.542	82	2 LAPS	1:30.450
61	2 LAPS	1:32.713	90	2 LAPS	1:31.881	23	2 LAPS	1:30.392	39	4 LAPS	1:26.936	26	1:01.470	1:23.477
35	1 LAP	1:25.782	61	2 LAPS	1:31.274	90	2 LAPS	1:33.544	80	1:11.524	1:29.491	60	2 LAPS	1:29.642
73	1 LAP	1:26.797	35	1 LAP	1:26.448	35	1 LAP	1:29.215	23	2 LAPS	1:29.669	79	1 LAP	1:22.775
18	1:17.772	1:26.563	73	1 LAP	1:27.338	61	2 LAPS	1:34.232				65	2 LAPS	1:30.654
98	1 LAP	1:25.770	18	1:18.181	1:26.377	73	1 LAP	1:26.742				39	4 LAPS	1:27.392
29	1:21.214	1:27.722	98	1 LAP	1:25.553									

\*\*CAR 80 - Transponder not working reliably (Regulation Q.12.2.1 refers)  
 CAR 74 - 23 second penalty (Pit Stop violation). Weather/Track: Cloud/Dry

Donington Park  
 Circuit Length = 1.9790 miles.  
 Start: 16:27 End: 17:58

# Masters Gentlemen Drivers Pre-'66 GT

## RACE 18 - LAP CHART - Donington Park - 3/4/5 May 2014

(contd.)

Lap 41			Lap 42			Lap 43			Lap 44			Lap 45		
No	Behind	Laptime	No	Behind	Laptime	No	Behind	Laptime	No	Behind	Laptime	No	Behind	Laptime
2		1:21.802	2		1:21.950	2		1:21.776	2		1:22.110	2		1:22.474
23	3 LAPS	1:31.449	15	6.935	1:21.523	65	3 LAPS	1:30.398	82	3 LAPS	1:30.968	74	9 LAPS	1:30.546
90	3 LAPS	1:28.471	94	7.421	1:22.397	15	6.059	1:20.900	39	5 LAPS	1:28.348	15	5.768	1:21.550
94	6.974	1:22.060	23	3 LAPS	1:30.803	94	7.092	1:21.447	15	6.692	1:22.743	94	6.658	1:22.174
15	7.362	1:21.602	46	12.935	1:22.810	46	14.202	1:23.043	94	6.958	1:21.976	82	3 LAPS	1:30.544
80	1 LAP	1:41.239P	73	2 LAPS	1:26.627	73	2 LAPS	1:26.847	60	3 LAPS	1:31.707	39	5 LAPS	1:28.796
73	2 LAPS	1:27.028	18	1 LAP	1:26.608	18	1 LAP	1:26.235	65	3 LAPS	1:30.963	60	3 LAPS	1:29.236
18	1 LAP	1:26.483	98	2 LAPS	1:25.737	23	3 LAPS	1:32.196	46	14.682	1:22.590	46	14.939	1:22.731
46	12.075	1:21.534	5	19.135	1:21.765	5	20.144	1:22.785	5	20.302	1:22.268	65	3 LAPS	1:30.579
98	2 LAPS	1:26.916	27	2 LAPS	1:25.425	98	2 LAPS	1:26.417	73	2 LAPS	1:27.004	5	19.488	1:21.660
5	19.320	1:22.597	35	2 LAPS	1:26.020	27	2 LAPS	1:25.695	18	1 LAP	1:26.980	73	2 LAPS	1:26.199
27	2 LAPS	1:25.714	55	1 LAP	1:24.549	55	1 LAP	1:21.528	98	2 LAPS	1:26.291	18	1 LAP	1:25.675
35	2 LAPS	1:27.448	80	1 LAP	1:44.708	35	2 LAPS	1:27.045	23	3 LAPS	1:30.490	98	2 LAPS	1:25.444
61	3 LAPS	1:32.879	61	3 LAPS	1:32.420	80	1 LAP	1:30.747	55	1 LAP	1:23.910	55	1 LAP	1:21.074
55	1 LAP	1:21.621	29	1 LAP	1:27.204	29	1 LAP	1:28.946	27	2 LAPS	1:26.951	27	2 LAPS	1:25.892
29	1 LAP	1:27.546	17	2 LAPS	1:25.831	17	2 LAPS	1:28.139	35	2 LAPS	1:26.005	23	3 LAPS	1:31.328
17	2 LAPS	1:25.129	86	2 LAPS	1:27.450	61	3 LAPS	1:32.717	29	1 LAP	1:30.378	35	2 LAPS	1:26.166
85	2 LAPS	1:29.333	85	2 LAPS	1:30.755	86	2 LAPS	1:27.150	80	1 LAP	1:32.189	17	2 LAPS	1:26.408
86	2 LAPS	1:27.419	88	2 LAPS	1:27.281	85	2 LAPS	1:30.431	17	2 LAPS	1:30.129	29	1 LAP	1:28.085
88	2 LAPS	1:27.293	26	1:05.941	1:24.510	88	2 LAPS	1:27.010	61	3 LAPS	1:31.935	80	1 LAP	1:30.627
74	8 LAPS	1:30.550	79	1 LAP	1:22.756	26	1:07.613	1:23.448	90	5 LAPS	4:54.854P	86	2 LAPS	1:26.586
26	1:03.381	1:23.713	74	8 LAPS	1:32.957	79	1 LAP	1:23.364	86	2 LAPS	1:27.338	61	3 LAPS	1:31.152
82	2 LAPS	1:30.718	82	2 LAPS	1:31.069	74	8 LAPS	1:32.166	88	2 LAPS	1:28.510	88	2 LAPS	1:27.280
79	1 LAP	1:22.980	60	2 LAPS	1:29.840				85	2 LAPS	1:30.518	79	1 LAP	1:24.369
60	2 LAPS	1:28.964	39	4 LAPS	1:27.208				79	1 LAP	1:22.873	26	1:11.441	1:24.326
65	2 LAPS	1:29.899							26	1:09.589	1:24.086	85	2 LAPS	1:29.583
39	4 LAPS	1:26.387												

\*\*CAR 80 - Transponder not working reliably (Regulation Q.12.2.1 refers)  
 CAR 74 - 23 second penalty (Pit Stop violation). Weather/Track: Cloud/Dry

Donington Park  
 Circuit Length = 1.9790 miles.  
 Start: 16:27 End: 17:58

# Masters Gentlemen Drivers Pre-'66 GT

## RACE 18 - LAP CHART - Donington Park - 3/4/5 May 2014

(contd.)

Lap 46			Lap 47			Lap 48			Lap 49			Lap 50		
No	Behind	Laptime	No	Behind	Laptime	No	Behind	Laptime	No	Behind	Laptime	No	Behind	Laptime
2		1:21.437	2		1:21.467	2		1:21.790	2		1:23.823	2		1:21.293
15	5.144	1:20.813	85	3 LAPS	1:29.371	88	3 LAPS	1:28.759	15	2.688	1:22.957	15	2.309	1:20.914
94	6.414	1:21.193	15	4.393	1:20.716	15	3.554	1:20.951	80	2 LAPS	1:31.588	86	3 LAPS	1:27.296
74	9 LAPS	1:31.795	94	6.594	1:21.647	94	6.197	1:21.393	94	4.477	1:22.103	26	1 LAP	1:30.002P
39	5 LAPS	1:26.925	46	16.395	1:21.734	85	3 LAPS	1:28.943	61	4 LAPS	1:31.059	94	4.953	1:21.769
46	16.128	1:22.626	39	5 LAPS	1:26.649	46	16.169	1:21.564	88	3 LAPS	1:30.108	80	2 LAPS	1:30.970
82	3 LAPS	1:30.940	5	21.468	1:22.522	5	22.164	1:22.486	46	13.517	1:21.171	46	13.742	1:21.518
5	20.413	1:22.362	74	9 LAPS	1:32.174	39	5 LAPS	1:26.847	85	3 LAPS	1:29.812	61	4 LAPS	1:29.907
90	6 LAPS	2:10.669	82	3 LAPS	1:30.461	55	1 LAP	1:22.412	5	21.269	1:22.928	88	3 LAPS	1:28.062
60	3 LAPS	1:30.773	90	6 LAPS	1:30.010	82	3 LAPS	1:30.218	39	5 LAPS	1:26.087	85	3 LAPS	1:28.844
65	3 LAPS	1:31.140	55	1 LAP	1:23.385	74	9 LAPS	1:31.945	55	1 LAP	1:21.513	5	22.830	1:22.854
55	1 LAP	1:22.469	60	3 LAPS	1:32.705	90	6 LAPS	1:30.111	82	3 LAPS	1:30.587	55	1 LAP	1:22.532
73	2 LAPS	1:26.440	65	3 LAPS	1:29.945	60	3 LAPS	1:29.038	74	9 LAPS	1:29.897	39	5 LAPS	1:27.357
18	1 LAP	1:26.434	73	2 LAPS	1:27.263	73	2 LAPS	1:27.797	90	6 LAPS	1:28.476	82	3 LAPS	1:30.274
98	2 LAPS	1:26.214	98	2 LAPS	1:27.319	98	2 LAPS	1:27.095	73	2 LAPS	1:26.594	73	2 LAPS	1:26.771
27	2 LAPS	1:26.202	18	1 LAP	1:28.911	65	3 LAPS	1:31.486	98	2 LAPS	1:27.090	98	2 LAPS	1:27.013
35	2 LAPS	1:26.409	27	2 LAPS	1:25.319	27	2 LAPS	1:24.649	60	3 LAPS	1:30.666	90	6 LAPS	1:31.800
23	3 LAPS	1:30.693	35	2 LAPS	1:25.462	35	2 LAPS	1:25.598	27	2 LAPS	1:27.014	27	2 LAPS	1:25.478
17	2 LAPS	1:25.216	23	3 LAPS	1:29.337	23	3 LAPS	1:29.905	65	3 LAPS	1:30.380	74	9 LAPS	1:33.896
29	1 LAP	1:27.305	17	2 LAPS	1:24.524	17	2 LAPS	1:25.402	35	2 LAPS	1:26.566	60	3 LAPS	1:30.100
80	1 LAP	1:29.525	29	1 LAP	1:26.421	29	1 LAP	1:26.673	17	2 LAPS	1:25.209	35	2 LAPS	1:27.472
86	2 LAPS	1:27.415	79	1 LAP	1:23.449	79	1 LAP	1:23.633	23	3 LAPS	1:31.396	65	3 LAPS	1:29.882
61	3 LAPS	1:30.445	86	2 LAPS	1:28.072	26	1:20.539	1:25.237	29	1 LAP	1:27.012	17	2 LAPS	1:25.056
79	1 LAP	1:22.956	80	1 LAP	1:31.633	86	2 LAPS	1:28.424	79	1 LAP	1:23.745	79	1 LAP	1:23.414
26	1:13.745	1:23.741	26	1:17.092	1:24.814							23	3 LAPS	1:31.389
88	2 LAPS	1:27.526	61	3 LAPS	1:30.444							29	1 LAP	1:27.291

\*\*CAR 80 - Transponder not working reliably (Regulation Q.12.2.1 refers)  
 CAR 74 - 23 second penalty (Pit Stop violation). Weather/Track: Cloud/Dry

Donington Park  
 Circuit Length = 1.9790 miles.  
 Start: 16:27 End: 17:58

# Masters Gentlemen Drivers Pre-'66 GT

## RACE 18 - LAP CHART - Donington Park - 3/4/5 May 2014

(contd.)

Lap 51			Lap 52			Lap 53			Lap 54			Lap 55		
No	Behind	Laptime	No	Behind	Laptime	No	Behind	Laptime	No	Behind	Laptime	No	Behind	Laptime
2		1:21.336	2		1:21.184	2		1:21.341	2		1:23.186	2		1:21.947
15	1.690	1:20.717	15	2.097	1:21.591	79	2 LAPS	1:22.827	15	0.106	1:21.956	15	0.468	1:22.309
94	5.528	1:21.911	29	2 LAPS	1:27.688	15	1.336	1:20.580	79	2 LAPS	1:23.676	79	2 LAPS	1:22.789
86	3 LAPS	1:28.085	94	6.493	1:22.149	94	6.604	1:21.452	17	3 LAPS	1:29.631	82	4 LAPS	1:30.142
46	14.515	1:22.109	23	4 LAPS	1:31.187	29	2 LAPS	1:27.734	90	7 LAPS	1:31.735	74	10 LAPS	1:29.917
80	2 LAPS	1:30.349	46	15.308	1:21.977	46	16.074	1:22.107	65	4 LAPS	1:30.999	94	5.555	1:22.198
88	3 LAPS	1:28.664	86	3 LAPS	1:27.676	23	4 LAPS	1:30.635	60	4 LAPS	1:34.681	17	3 LAPS	1:25.744
61	4 LAPS	1:30.077	5	30.433	1:25.880	86	3 LAPS	1:27.456	94	5.304	1:21.886	65	4 LAPS	1:29.837
5	25.737	1:24.243	80	2 LAPS	1:32.265	5	33.014	1:23.922	46	14.458	1:21.570	60	4 LAPS	1:30.778
85	3 LAPS	1:30.242	55	1 LAP	1:22.074	55	1 LAP	1:21.184	29	2 LAPS	1:27.016	46	14.302	1:21.791
55	1 LAP	1:21.726	88	3 LAPS	1:32.078	80	2 LAPS	1:28.933	23	4 LAPS	1:29.846	29	2 LAPS	1:28.017
39	5 LAPS	1:26.426	61	4 LAPS	1:32.141	88	3 LAPS	1:28.913	86	3 LAPS	1:26.733	90	7 LAPS	1:45.499
73	2 LAPS	1:26.997	85	3 LAPS	1:29.703	61	4 LAPS	1:29.183	55	1 LAP	1:21.832	55	1 LAP	1:22.848
98	2 LAPS	1:26.299	39	5 LAPS	1:37.693	85	3 LAPS	1:29.231	5	34.629	1:24.801	86	3 LAPS	1:28.322
27	2 LAPS	1:25.254	98	2 LAPS	1:26.328	39	5 LAPS	1:29.257	80	2 LAPS	1:28.333	23	4 LAPS	1:31.829
82	3 LAPS	1:32.004	27	2 LAPS	1:26.364	98	2 LAPS	1:26.129	88	3 LAPS	1:28.288	5	37.106	1:24.424
74	9 LAPS	1:29.569	73	2 LAPS	1:28.098	27	2 LAPS	1:26.135	61	4 LAPS	1:29.685	80	2 LAPS	1:28.762
90	6 LAPS	1:33.057	82	3 LAPS	1:29.204	73	2 LAPS	1:26.405	85	3 LAPS	1:28.198	88	3 LAPS	1:28.895
35	2 LAPS	1:27.724	74	9 LAPS	1:28.704	82	3 LAPS	1:29.184	39	5 LAPS	1:27.591	61	4 LAPS	1:29.711
60	3 LAPS	1:30.806	35	2 LAPS	1:26.499	35	2 LAPS	1:27.663	27	2 LAPS	1:25.746	85	3 LAPS	1:28.529
65	3 LAPS	1:29.896	60	3 LAPS	1:29.308	74	9 LAPS	1:30.305	98	2 LAPS	1:26.894	39	5 LAPS	1:27.222
17	2 LAPS	1:25.831	90	6 LAPS	1:31.594				73	2 LAPS	1:26.279	27	2 LAPS	1:25.083
79	1 LAP	1:23.673	65	3 LAPS	1:30.098				35	2 LAPS	1:25.936	98	2 LAPS	1:25.847
			17	2 LAPS	1:24.767							73	2 LAPS	1:26.693

\*\*CAR 80 - Transponder not working reliably (Regulation Q.12.2.1 refers)  
CAR 74 - 23 second penalty (Pit Stop violation). Weather/Track: Cloud/Dry

Donington Park  
Circuit Length = 1.9790 miles.  
Start: 16:27 End: 17:58

# Masters Gentlemen Drivers Pre-'66 GT

## RACE 18 - LAP CHART - Donington Park - 3/4/5 May 2014

(contd.)

Lap 56			Lap 57			Lap 58			Lap 59			Lap 60		
No	Behind	Laptime	No	Behind	Laptime	No	Behind	Laptime	No	Behind	Laptime	No	Behind	Laptime
2		1:21.366	2		1:21.451	2		1:21.958	2		1:21.887	2		1:21.572
15	0.292	1:21.190	15	0.236	1:21.395	15	0.157	1:21.879	85	4 LAPS	1:29.931	15	0.156	1:20.745
79	2 LAPS	1:23.102	73	3 LAPS	1:26.443	27	3 LAPS	1:25.815	15	0.983	1:22.713	27	3 LAPS	1:25.854
35	3 LAPS	1:27.706	79	2 LAPS	1:22.726	98	3 LAPS	1:27.023	61	5 LAPS	1:30.213	79	2 LAPS	1:23.359
94	7.688	1:23.499	94	8.020	1:21.783	79	2 LAPS	1:22.911	27	3 LAPS	1:24.358	85	4 LAPS	1:30.369
82	4 LAPS	1:31.358	35	3 LAPS	1:26.562	73	3 LAPS	1:27.079	79	2 LAPS	1:23.001	94	9.901	1:22.562
17	3 LAPS	1:26.484	46	15.021	1:21.555	94	8.127	1:22.065	98	3 LAPS	1:26.613	61	5 LAPS	1:30.214
74	10 LAPS	1:30.756	17	3 LAPS	1:24.657	35	3 LAPS	1:26.089	94	8.911	1:22.671	98	3 LAPS	1:26.130
46	14.917	1:21.981	82	4 LAPS	1:30.587	46	14.708	1:21.645	73	3 LAPS	1:27.257	46	15.075	1:21.553
65	4 LAPS	1:29.488	74	10 LAPS	1:29.749	17	3 LAPS	1:24.015	46	15.094	1:22.273	73	3 LAPS	1:26.763
60	4 LAPS	1:29.294	65	4 LAPS	1:29.135	82	4 LAPS	1:29.852	35	3 LAPS	1:25.140	35	3 LAPS	1:25.141
29	2 LAPS	1:27.871	60	4 LAPS	1:28.614	74	10 LAPS	1:30.303	17	3 LAPS	1:23.959	17	3 LAPS	1:24.515
55	1 LAP	1:21.854	55	1 LAP	1:21.639	55	1 LAP	1:22.535	55	1 LAP	1:23.414	55	1 LAP	1:22.129
86	3 LAPS	1:28.181	29	2 LAPS	1:27.406	65	4 LAPS	1:29.448	82	4 LAPS	1:30.146	82	4 LAPS	1:29.123
5	41.845	1:26.105	86	3 LAPS	1:28.343	60	4 LAPS	1:29.758	74	10 LAPS	1:29.761	74	10 LAPS	1:29.139
23	4 LAPS	1:30.947	5	48.090	1:27.696	29	2 LAPS	1:28.033	65	4 LAPS	1:28.655	65	4 LAPS	1:28.489
80	2 LAPS	1:28.155	23	4 LAPS	1:29.788	86	3 LAPS	1:28.371	60	4 LAPS	1:28.553	60	4 LAPS	1:28.479
88	3 LAPS	1:28.169	88	3 LAPS	1:27.035	5	54.810	1:28.678	29	2 LAPS	1:27.320	29	2 LAPS	1:27.587
61	4 LAPS	1:29.517	80	2 LAPS	1:29.465	23	4 LAPS	1:29.676	86	3 LAPS	1:27.211	86	3 LAPS	1:27.518
85	3 LAPS	1:28.720	85	3 LAPS	1:30.259	88	3 LAPS	1:28.022	5	1:01.531	1:28.608	5	1:07.438	1:27.479
27	2 LAPS	1:25.198	61	4 LAPS	1:31.467	80	2 LAPS	1:29.876	23	4 LAPS	1:30.244	23	4 LAPS	1:29.344
39	5 LAPS	1:27.190							88	3 LAPS	1:26.185	88	3 LAPS	1:25.766
98	2 LAPS	1:25.655							80	2 LAPS	1:28.048			

\*\*CAR 80 - Transponder not working reliably (Regulation Q.12.2.1 refers)  
 CAR 74 - 23 second penalty (Pit Stop violation). Weather/Track: Cloud/Dry

Donington Park  
 Circuit Length = 1.9790 miles.  
 Start: 16:27 End: 17:58

# Masters Gentlemen Drivers Pre-'66 GT

## RACE 18 - LAP CHART - Donington Park - 3/4/5 May 2014

(contd.)

Lap 61			Lap 62			Lap 63			Lap 64			Lap 65		
No	Behind	Laptime	No	Behind	Laptime	No	Behind	Laptime	No	Behind	Laptime	No	Behind	Laptime
2		1:21.564	2		1:21.756									
15	0.022	1:21.430	15	0.155	1:21.889									
80	3 LAPS	1:30.313	23	5 LAPS	1:31.516									
94	10.780	1:22.443	88	4 LAPS	1:28.691									
79	2 LAPS	1:23.992	94	11.391	1:22.367									
27	3 LAPS	1:25.859	79	2 LAPS	1:23.047									
46	16.208	1:22.697	46	15.736	1:21.284									
85	4 LAPS	1:28.998	27	3 LAPS	1:26.421									
98	3 LAPS	1:26.427	80	3 LAPS	1:32.175									
61	5 LAPS	1:30.423	98	3 LAPS	1:26.691									
73	3 LAPS	1:26.467	85	4 LAPS	1:29.074									
17	3 LAPS	1:25.125	61	5 LAPS	1:28.697									
55	1 LAP	1:22.351	73	3 LAPS	1:26.099									
35	3 LAPS	1:41.683	17	3 LAPS	1:24.420									
82	4 LAPS	1:29.461	55	1 LAP	1:21.209									
74	10 LAPS	1:29.746	35	3 LAPS	1:27.573									
29	2 LAPS	1:27.540	82	4 LAPS	1:29.125									
60	4 LAPS	1:29.755	74	10 LAPS	1:28.805									
65	4 LAPS	1:30.608	29	2 LAPS	1:27.510									
86	3 LAPS	1:27.558	60	4 LAPS	1:29.607									
5	1:13.059	1:27.185	65	4 LAPS	1:29.981									
			86	3 LAPS	1:27.066									
			5	1:17.944	1:26.641									

\*\*CAR 80 - Transponder not working reliably (Regulation Q.12.2.1 refers)  
 CAR 74 - 23 second penalty (Pit Stop violation). Weather/Track: Cloud/Dry