



ADAC GT Masters

Results Free Practice 1



Provisional

Lausitzring, Length: 3442 m

Air temperature: 23.4°C

Track temperature: 28.6°C

Weather condition: Dry

DMSB Reg. Nr.: 153/14
Deutscher Motor Sport Bund e.V.

Friday 23.5.2014 08:00

started : 25 classified : 25 not classified : 0

	Drivers	Team	Car	Lap	Best Time	Gap	Diff	Kph	Day Time
1	10 K.van der Linde/R.Rast	Prosperia C. Abt Racing	Audi R8 LMS ultra	26	1:22.139			150,9	9:00:00
2	16 R.Frey/P.Geipel	YACO Racing	Audi R8 LMS ultra	31	1:22.152	0.013	0.013	150,8	9:00:59
3	19 C.Hürtgen/D.Baumann	PIXUM Team Schubert	BMW Z4 GT3	33	1:22.192	0.053	0.040	150,8	9:01:03
4	21 L.Ludwig/A.Day	BKK Mobil Oil Zakspeed	Mercedes-Benz SLS AMG GT3	34	1:22.210	0.071	0.018	150,7	9:00:50
5	3 M.Ragginger/J.van Lagen	GW IT Racing Team Schütz Motors	Porsche 911 GT3 R	9	1:22.216	0.077	0.006	150,7	8:20:40
6	100 F.Stoll/D.Dobitsch	kfzteile24 APR Motorsport	Audi R8 LMS ultra	24	1:22.217	0.078	0.001	150,7	8:59:47
7	11 F.Hamprecht/N.Thiim	Prosperia C. Abt Racing	Audi R8 LMS ultra	27	1:22.267	0.128	0.050	150,6	8:45:35
8	18 T.Seiler(*G*)/J.Bleekemolen	Callaway Competition	Corvette Z06.R GT3	9	1:22.304	0.165	0.037	150,6	8:18:15
9	20 M.Sandritter/J.Klingmann	PIXUM Team Schubert	BMW Z4 GT3	31	1:22.356	0.217	0.052	150,5	8:58:46
10	1 O.Gavin/D.Keilwitz	Callaway Competition	Corvette Z06.R GT3	29	1:22.407	0.268	0.051	150,4	8:58:07
11	2 P.Assenheimer/D.Alessi	Callaway Competition	Corvette Z06.R GT3	30	1:22.511	0.372	0.104	150,2	8:58:58
12	5 N.Morcom/M.Farnbacher	Farnbacher Racing	Porsche 911 GT3 R	9	1:22.531	0.392	0.020	150,1	8:23:30
13	26 M.Götz/M.Buhk	H.T.P. Motorsport	Mercedes-Benz SLS AMG GT3	28	1:22.592	0.453	0.061	150,0	8:52:11
14	12 S.Ogier/M.Winkelhock	Prosperia C. Abt Racing	Audi R8 LMS ultra	7	1:22.702	0.563	0.110	149,8	8:11:37
15	8 R.Renauer/N.Siedler	TONINO Team Herberth	Porsche 911 GT3 R	7	1:22.717	0.578	0.015	149,8	8:21:49
16	6 S.Asch/P.Frommenwiler	Farnbacher Racing	Porsche 911 GT3 R	14	1:22.718	0.579	0.001	149,8	8:27:30
17	22 N.Bastian/J.Alguersuari	ROWE Racing	Mercedes-Benz SLS AMG GT3	13	1:22.953	0.814	0.235	149,4	8:25:03
18	23 J.Seyffarth/M.Engel	ROWE Racing	Mercedes-Benz SLS AMG GT3	29	1:22.955	0.816	0.002	149,4	8:58:57
19	27 L.Stolz/H.Frentzen	H.T.P. Motorsport	Mercedes-Benz SLS AMG GT3	30	1:23.001	0.862	0.046	149,3	9:00:04
20	17 R.Lips(*G*)/L.Marionec	Callaway Competition	Corvette Z06.R GT3	16	1:23.063	0.924	0.062	149,2	8:30:48
21	7 H.Handlos(*G*)/A.Renauer	TONINO Team Herberth	Porsche 911 GT3 R	25	1:23.395	1.256	0.332	148,6	8:58:35
22	24 A.von Thum und Taxis/T.Enge	Reiter Engineering	Chevrolet Camaro GT	22	1:23.528	1.389	0.133	148,3	8:59:12
23	14 F.Spengler/M.Asmer	MRS GT-Racing	McLaren MP4-12C GT3	14	1:23.995	1.856	0.467	147,5	8:29:13
24	9 D.Jöst(*G*)/F.Scholze(*G*)	TONINO Team Herberth	Porsche 911 GT3 R	12	1:24.086	1.947	0.091	147,4	8:20:00
25	4 A.Wossos(*G*)/W.Nathan(*G*)	GW IT Racing Team Schütz Motors	Porsche 911 GT3 R	25	1:24.187	2.048	0.101	147,2	8:48:34

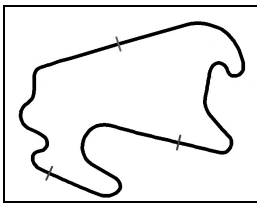
(*G*) marks the gentlemen driver

Subject to final scrutineering!

Publications Time:

Clerk of the course:

Time Keeping:



ADAC GT Masters

Lap analysis Free Practice 1



Provisional

Lausitzring, Length: 3442 m

Air temperature: 23.4°C

Track temperature: 28.6°C

Weather condition: Dry



Reg. Nr.: 153/14

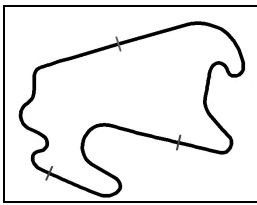
Friday 23.5.2014 08:00

Lap	Time	SE1	SP1	SE2	SP2	SE3	SP3	TSP	Lap	Time	SE1	SP1	SE2	SP2	SE3	SP3	TSP
1 Oliver Gavin, GBR/ Daniel Keilwitz, DEU									theoretical besttime: 1:22.215								
1	2:41.731	1:35.958	166	26.683	161	39.090	239		17	1:31.204	26.934	179	21.867	226	42.403		251
2	1:25.630	27.866	177	22.478	224	35.286	240	245	18	6:02.857	4:52.960	178	21.850	227	48.047		
3	1:23.902	27.238	180	22.099	226	34.565	240	249	19	5:11.934	4:12.731	178	21.918	223	37.285	241	
4	1:23.799	27.167	178	21.940	226	34.692	240	249	20	1:23.572	27.030	179	22.200	228	34.342	242	250
5	1:22.982	26.703	180	21.692	227	34.587	241	249	21	1:22.897	26.620	180	21.779	225	34.498	244	253
6	1:30.888	27.035	178	21.967	226	41.886		250	22	1:27.385	29.213	165	23.840	218	34.332	245	256
7	5:25.216	4:25.611	178	23.763	223	35.842	228		23	1:22.720	26.735	181	21.692	228	34.293	243	251
8	1:38.712	28.179	167	23.922	210	46.611		237	24	1:22.629	26.546	181	21.791	226	34.292	244	252
9	3:13.840	2:16.853	180	22.066	225	34.921	239		25	1:31.125	27.309	179	22.025	229	41.791		253
10	1:23.224	26.989	180	21.889	224	34.346	245	247	26	2:51.908	1:52.503	178	24.297	223	35.108	244	
11	1:24.307	27.119	178	21.904	227	35.284	237	251	27	1:25.315	26.717	180	21.622	228	36.976	242	254
12	1:22.888	26.757	182	21.784	225	34.347	242	244	28	1:22.597	26.703	182	21.599	231	34.295	243	253
13	1:23.295	26.781	178	21.881	226	34.633	241	250	29	1:22.407	26.368	181	21.690	230	34.349	240	253
14	1:22.862	26.852	180	21.732	228	34.278	245	251	30	1:22.504	26.591	179	21.569	228	34.344	246	253
15	1:22.999	26.875	181	21.722	228	34.402	241	250	31	1:31.073	26.759	180	21.881	226	42.433		256
16	1:22.900	26.537	180	21.656	226	34.707	243	250									

2 Patrick Assenheimer, DEU/ Diego Alessi, ITA									theoretical besttime: 1:22.375								
1	2:01.308	59.656	170	23.882	210	37.770	238		17	1:24.901	27.758	177	22.232	223	34.911	241	251
2	1:27.657	28.789	171	22.962	219	35.906	240	248	18	1:24.483	27.352	179	22.255	224	34.876	241	251
3	1:23.980	27.451	178	21.900	223	34.629	241	249	19	1:24.138	27.329	179	22.132	224	34.677	241	250
4	1:31.198	27.744	180	21.777	222	41.677		251	20	1:44.484	27.437	181	23.781	183	53.266		251
5	3:44.063	2:46.944	178	21.959	222	35.160	239		21	6:30.338	5:31.698	152	22.855	221	35.785	242	
6	1:22.878	26.867	179	21.650	223	34.361	240	250	22	1:23.928	27.098	179	21.998	224	34.832	242	251
7	1:33.144	29.689	169	22.416	222	41.039		250	23	1:33.548	27.739	180	25.676	118	40.133	242	252
8	3:21.437	2:23.617	178	22.376	223	35.444	240		24	1:23.777	26.883	181	22.126	225	34.768	243	252
9	1:23.067	26.987	177	21.561	223	34.519	240	250	25	1:24.557	27.599	181	22.163	225	34.795	243	253
10	1:22.917	26.718	179	21.868	223	34.331	241	250	26	1:23.902	27.323	180	21.985	226	34.594	242	253
11	1:22.758	26.710	180	21.551	224	34.497	241	250	27	1:59.751	50.259	143	24.790	168	44.702		252
12	1:30.708	27.328	179	21.910	223	41.470		250	28	2:56.164	1:56.572	118	23.348	224	36.244	243	
13	5:18.576	4:18.867	175	23.539	200	36.170	239		29	1:22.569	26.687	181	21.592	226	34.290	244	252
14	1:25.355	27.944	181	22.369	221	35.042	240	248	30	1:22.511	26.823	181	21.496	227	34.192	244	254
15	1:26.135	28.501	179	22.637	221	34.997	240	250	31	1:24.144	27.233	180	21.769	226	35.142	242	254
16	1:24.311	27.332	180	21.989	222	34.990	240	249	32	1:28.834	26.993	181	21.629	227	40.212		251

3 Martin Ragginger, AUT/ Jaap van Lagen, NLD									theoretical besttime: 1:22.216								
1	3:05.231	1:51.067	145	26.687	184	47.477			15	1:48.256	50.222	166	22.779	215	35.255	232	240
2	2:17.825	1:19.705	146	22.757	213	35.363	232		16	1:25.107	26.725	173	21.700	216	36.682	233	240
3	1:23.906	27.117	171	22.054	217	34.735	232	241	17	1:46.580	27.694	167	25.286	136	53.600		241
4	1:23.160	27.057	173	21.609	217	34.494	233	241	18	8:28.402	7:30.779	169	22.432	216	35.191	232	
5	1:23.421	26.826	173	21.884	216	34.711	232	242	19	1:23.033	26.731	173	21.787	216	34.515	231	241
6	1:22.841	26.699	173	21.605	217	34.537	232	241	20	1:23.058	26.532	174	22.020	215	34.506	232	241
7	1:31.337	27.015	172	22.377	213	41.945		241	21	1:23.398	26.647	173	21.851	218	34.900	232	241
8	6:50.573	5:51.983	167	22.325	213	36.265	231		22	1:22.534	26.396	174	21.578	217	34.560	233	242
9	1:22.216	26.331	173	21.546	217	34.339	232	240	23	1:23.044	26.674	172	21.769	217	34.601	234	241
10	1:25.344	27.124	152	22.752	212	35.468	231	240	24	1:22.799	26.477	174	21.788	216	34.534	233	241
11	1:30.446	26.593	172	21.629	217	42.224		240	25	1:22.807	26.491	175	21.652	217	34.664	232	241
12	7:06.372	6:02.847	168	23.954	143	39.571	231		26	1:23.133	26.672	175	21.704	218	34.757	232	242
13	1:25.606	28.104	171	22.046	216	35.456	232	240	27	1:31.707	26.628	173	21.590	218	43.489		242
14	1:23.901	27.205	173	21.983	217	34.713	231	241									

4 Antonios Wossos, GRC/ Wolf Nathan, NLD									theoretical besttime: 1:23.897								
1	3:36.862	2:30.225	135	26.759	202	39.878	226		17	1:28.579	27.899	172	24.996	213	35.684	233	242
2	1:31.832	30.726	169	23.987	212	37.119	231	236	18	1:26.945	27.866	173	23.581	215	35.498	232	241
3	1:39.255	30.057	172	23.040	214	46.158		240	19	1:25.155	27.477	172	22.401	216	35.277	233	241
4	2:38.551	1:39.579	170	22.862	213	36.110	231		20	1:43.053	27.430	168	25.106	158	50.517		242
5	1:25.952	27.964	170	22.603	212	35.385	232	240	21	4:59.047	3:54.380	153	26.439	194	38.228	233	
6	1:28.821	28.561	172	22.772	213	37.488	224	240	22	1:25.955	27.837	171	22.729	215	35.389	233	242
7	1:28.389	29.274	171	22.578	212	36.537	234	234	23	1:24.925	27.473	174	22.481	215	34.971	234	241



ADAC GT Masters

Lap analysis Free Practice 1



Provisional

Lausitzring, Length: 3442 m

Air temperature: 23.4°C

Track temperature: 28.6°C

Weather condition: Dry

DMSB Reg. Nr.: 153/14
Deutscher Motor Sport Bund e.V.

Friday 23.5.2014 08:00

Lap	Time	SE1	SP1	SE2	SP2	SE3	SP3	TSP	Lap	Time	SE1	SP1	SE2	SP2	SE3	SP3	TSP
8	1:28.429	28.718	171	22.885	180	36.826	233	242	24	1:24.731	27.273	171	22.187	216	35.271	233	242
9	1:26.457	28.291	173	22.667	214	35.499	230	242	25	1:24.187	27.201	173	22.260	218	34.726	234	242
10	1:26.824	28.107	172	22.687	214	36.030	233	241	26	1:24.494	27.084	174	22.348	217	35.062	234	243
11	1:27.083	28.952	172	22.564	213	35.567	232	241	27	1:25.048	27.373	174	22.557	216	35.118	234	242
12	1:26.380	27.772	173	22.337	214	36.271	233	241	28	1:25.197	27.843	173	22.390	216	34.964	234	242
13	1:26.358	28.229	172	22.516	214	35.613	233	240	29	1:24.815	27.240	172	22.489	216	35.086	234	242
14	1:36.047	27.780	173	22.835	205	45.432		242	30	1:24.474	26.984	174	22.396	217	35.094	233	242
15	6:17.675	5:09.382	140	25.898	175	42.395	230		31	1:35.048	28.364	170	22.990	218	43.694		243
16	1:27.080	28.527	171	22.840	213	35.713	233	239									

5 Nathan Morcom, AUS/ Mario Farnbacher, DEU

theoretical besttime: 1:22.511

1	7:09.361	6:00.466	140	24.544	211	44.351			15	3:48.821	2:31.099	167	24.561	186	53.161		
2	1:49.053	44.389	163	25.670	167	38.994	233		16	4:56.459	3:57.901	171	22.668	218	35.890	234	
3	1:23.952	27.319	175	21.891	217	34.742	234	241	17	1:25.376	27.640	173	22.528	218	35.208	235	242
4	1:23.387	26.998	174	21.865	217	34.524	235	243	18	1:24.550	27.385	174	21.856	219	35.309	235	242
5	1:23.685	27.000	173	21.944	217	34.741	234	242	19	1:32.192	27.057	175	22.026	219	43.109		243
6	1:31.052	26.948	173	21.764	217	42.340		243	20	4:55.933	3:58.022	170	22.519	217	35.392	234	
7	6:04.002	5:07.760	173	21.720	217	34.522	233		21	1:25.011	27.709	175	22.331	218	34.971	234	242
8	1:23.007	26.783	172	21.623	218	34.601	233	242	22	1:23.908	27.152	174	21.822	219	34.934	234	242
9	1:22.531	26.479	175	21.560	218	34.492	234	242	23	1:23.548	27.003	175	21.700	220	34.845	234	242
10	1:30.202	26.477	174	21.657	217	42.068		242	24	1:23.394	26.825	175	21.859	220	34.710	236	243
11	4:29.282	3:32.997	171	21.614	217	34.671	234		25	1:27.500	26.691	176	24.807	201	36.002	235	244
12	1:22.926	26.671	174	21.542	219	34.713	235	243	26	1:23.390	26.847	175	21.791	220	34.752	235	243
13	1:23.576	26.640	175	21.606	219	35.330	236	244	27	1:35.470	28.774	173	22.513	218	44.183		243
14	1:29.929	26.741	175	21.856	219	41.332		244									

6 Sebastian Asch, DEU/ Philipp Frommenwiler, CHE

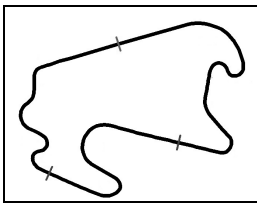
theoretical besttime: 1:22.604

1	1:57.812	43.682	131	26.411	153	47.719			16	1:38.154	27.055	174	23.644	212	47.455		245
2	3:02.171	2:03.542	171	23.143	211	35.486	231		17	3:46.939	2:49.910	173	22.120	218	34.909	236	
3	1:25.964	28.238	174	22.300	216	35.426	234	241	18	1:32.142	26.992	176	21.716	219	43.434		244
4	1:25.314	28.247	173	22.114	217	34.953	233	242	19	7:51.377	6:53.443	172	22.557	219	35.377	234	
5	1:23.373	26.961	174	21.765	218	34.647	234	242	20	1:25.492	28.182	173	22.015	220	35.295	236	243
6	1:33.056	28.489	172	22.484	218	42.083		243	21	1:24.935	27.350	175	22.078	219	35.507	235	245
7	3:25.689	2:27.156	174	21.984	218	36.549	234		22	1:26.796	29.263	172	22.528	221	35.005	236	245
8	1:30.470	30.717	150	22.499	215	37.254	235	242	23	1:23.777	27.186	174	21.880	220	34.711	237	243
9	1:24.952	27.678	173	21.862	220	35.412	236	245	24	1:32.428	27.245	175	21.898	220	43.285		244
10	1:24.634	27.385	176	21.837	218	35.412	235	244	25	3:47.115	2:50.554	175	21.838	219	34.723	235	
11	1:32.535	27.080	175	21.768	219	43.687		245	26	1:26.377	29.077	174	22.048	218	35.252	237	244
12	4:38.244	3:41.526	173	22.069	217	34.649	234		27	1:24.002	27.363	175	21.950	219	34.689	237	246
13	1:23.238	26.988	175	21.645	221	34.605	235	242	28	1:23.391	26.951	176	21.730	221	34.710	238	245
14	1:22.718	26.667	176	21.545	220	34.506	236	244	29	1:23.867	27.507	176	21.765	220	34.595	237	245
15	1:23.000	26.877	175	21.731	221	34.392	236	244	30	1:38.989	29.727	156	24.413	197	44.849		245

7 Herbert Handlos, AUT/ Alfred Renauer, DEU

theoretical besttime: 1:23.358

1	1:58.207	52.253	144	26.193	178	39.761	224		15	1:25.749	27.916	174	22.738	217	35.095	234	221
2	1:28.396	28.609	171	23.269	211	36.518	233	231	16	1:33.581	26.922	175	22.197	220	44.462		244
3	1:25.365	27.247	174	22.534	217	35.584	234	242	17	5:40.540	4:42.065	170	22.971	218	35.504	234	
4	1:26.879	27.959	172	23.313	216	35.607	234	242	18	1:26.206	27.579	172	23.167	215	35.460	234	243
5	1:25.897	27.786	172	22.689	217	35.422	233	242	19	1:25.311	27.877	174	22.518	220	34.916	236	242
6	1:25.505	27.984	171	22.480	216	35.041	234	241	20	1:24.279	27.282	172	22.150	219	34.847	234	243
7	1:25.895	27.452	172	22.519	215	35.924	235	243	21	1:40.694	28.257	172	22.895	210	49.542		244
8	1:35.458	30.242	173	22.300	215	42.916		241	22	16:24.707	15:27.250	170	22.517	215	34.940	232	
9	3:29.968	2:32.209	173	22.321	217	35.438	232		23	1:32.152	28.181	172	24.154	188	39.817	233	241
10	1:25.518	27.388	172	22.581	217	35.549	234	240	24	1:47.998	45.373	169	22.602	218	40.023	234	242
11	1:25.066	27.931	172	22.085	217	35.050	235	243	25	1:23.395	26.959	174	21.793	220	34.643	236	241
12	1:26.465	27.256	174	21.948	218	37.261	228	243	26	1:26.794	29.888	173	22.131	219	34.775	236	243
13	1:24.754	27.403	174	22.325	215	35.026	233	236	27	1:31.530	27.012	175	21.785	222	42.733		244
14	1:27.254	27.588	174	23.740	216	35.926	216	242									



ADAC GT Masters

Lap analysis Free Practice 1



Provisional

Lausitzring, Length: 3442 m

Air temperature: 23.4°C

Track temperature: 28.6°C

Weather condition: Dry



Reg. Nr.: 153/14

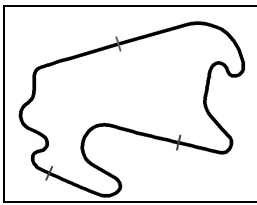
Friday 23.5.2014 08:00

Lap	Time	SE1	SP1	SE2	SP2	SE3	SP3	TSP	Lap	Time	SE1	SP1	SE2	SP2	SE3	SP3	TSP
8 Robert Renauer, DEU/ Norbert Siedler, AUT									theoretical besttime: 1:22.507								
1	7:25.364	6:14.497	119	29.511	143	41.356	196		11	1:27.918	26.830	173	22.631	188	38.457	234	242
2	1:30.202	30.956	138	23.434	201	35.812	232	195	12	1:22.921	26.714	174	21.677	216	34.530	233	242
3	1:25.300	27.770	172	22.243	215	35.287	233	241	13	1:33.390	27.935	172	22.856	214	42.599		243
4	1:37.235	26.657	174	24.831	154	45.747		242	14	6:42.500	5:39.247	157	26.364	199	36.889	233	
5	7:05.218	6:07.226	163	22.778	213	35.214	231		15	1:24.310	27.391	173	21.982	217	34.937	235	242
6	1:23.120	26.777	172	21.770	217	34.573	233	240	16	1:23.632	27.083	172	21.750	219	34.799	235	244
7	1:22.717	26.451	174	21.583	217	34.683	233	241	17	1:24.063	26.884	173	21.711	219	35.468	235	244
8	1:30.260	26.685	175	21.676	218	41.899		242	18	1:23.092	26.586	174	21.724	219	34.782	236	244
9	7:03.451	5:57.219	171	24.430	176	41.802	231		19	1:23.558	26.991	174	21.845	218	34.722	235	245
10	1:22.846	26.673	172	21.700	217	34.473	233	240	20	1:31.965	26.899	174	22.008	218	43.058		244

9 Dominik Jöst, DEU/ Florian Scholze, DEU									theoretical besttime: 1:23.466								
1	1:55.986	48.564	160	24.956	173	42.466	226		8	1:34.244	29.145	172	22.268	216	42.831		244
2	1:28.023	29.172	171	23.179	213	35.672	232	237	9	3:41.462	2:43.361	172	21.961	219	36.140	235	
3	1:26.500	28.287	171	23.102	215	35.111	233	242	10	1:24.391	27.296	174	21.876	218	35.219	237	244
4	1:25.259	28.165	171	22.175	214	34.919	234	243	11	1:26.151	29.024	173	22.140	218	34.987	237	245
5	1:24.981	27.182	173	22.068	218	35.731	234	243	12	1:24.086	27.187	174	21.776	219	35.123	238	246
6	1:25.137	27.824	174	21.939	219	35.374	235	243	13	1:24.332	27.160	174	22.089	216	35.083	236	247
7	1:24.301	27.355	175	21.993	217	34.953	235	244	14	1:42.252	26.771	175	21.922	218	53.559		245

10 Kelvin van der Linde, ZAF/ Rene Rast, DEU									theoretical besttime: 1:21.933								
1	1:45.691	40.999	142	26.566	172	38.126	227		15	1:23.285	26.546	173	21.936	215	34.803	229	238
2	1:28.173	28.635	168	23.412	195	36.126	228	235	16	1:24.084	26.820	172	22.120	216	35.144	230	238
3	1:23.717	26.644	172	21.850	216	35.223	229	237	17	1:38.755	29.316	164	23.332	198	46.107		239
4	1:23.261	26.747	172	21.649	215	34.865	229	238	18	6:47.569	5:50.752	170	22.229	215	34.588	228	
5	1:23.474	27.056	171	21.714	215	34.704	230	238	19	1:23.417	26.945	171	21.929	216	34.543	229	236
6	1:32.469	26.618	173	21.616	215	44.235		239	20	1:45.452	48.684	154	22.313	215	34.455	229	238
7	13:29.663	12:31.785	171	21.678	215	36.200	228		21	1:22.565	26.516	173	21.773	217	34.276	230	238
8	1:22.167	26.348	172	21.471	217	34.348	230	237	22	1:22.579	26.441	173	21.737	217	34.401	231	239
9	1:26.056	27.643	172	21.814	216	36.599	231	239	23	1:31.305	26.966	172	21.856	216	42.483		239
10	1:29.519	26.232	173	21.552	217	41.735		240	24	4:46.561	3:49.784	172	22.272	215	34.505	229	
11	2:49.959	1:52.105	171	22.668	213	35.186	227		25	1:23.537	27.006	173	22.028	214	34.503	230	238
12	1:26.159	27.738	172	23.163	187	35.258	230	236	26	1:22.139	26.400	173	21.509	217	34.230	230	238
13	1:24.198	26.945	173	21.924	216	35.329	230	239	27	1:30.074	26.400	173	21.737	217	41.937		238
14	1:24.244	27.394	171	22.077	215	34.773	230	238									

11 Fabian Hamprecht, DEU/ Nicki Thiim, DNK									theoretical besttime: 1:22.052								
1	1:54.655	47.823	158	24.195	176	42.637	227		19	1:22.346	26.352	174	21.589	217	34.405	230	239
2	1:23.938	26.976	170	22.016	213	34.946	230	236	20	1:23.345	26.471	174	21.793	217	35.081	231	239
3	1:24.246	27.757	171	21.868	215	34.621	229	238	21	1:23.588	26.724	172	22.079	214	34.785	229	239
4	1:23.457	27.201	172	21.581	215	34.675	230	238	22	1:23.372	26.687	172	21.913	217	34.772	231	239
5	1:23.138	26.691	170	21.648	215	34.799	230	239	23	1:24.431	27.195	173	21.802	216	35.434	229	240
6	1:30.373	26.524	172	21.739	215	42.110		239	24	1:32.879	27.076	171	22.595	212	43.208		238
7	2:58.641	1:58.996	169	23.729	213	35.916	229		25	4:38.404	3:37.314	171	22.889	174	38.201	229	
8	1:24.057	26.915	171	22.242	215	34.900	230	238	26	1:27.565	26.716	171	21.941	184	38.908	230	238
9	1:23.532	26.598	173	21.951	215	34.983	229	239	27	1:22.267	26.388	172	21.555	217	34.324	230	238
10	1:23.593	26.566	173	22.196	215	34.831	231	238	28	1:22.752	26.441	173	21.609	217	34.702	230	239
11	1:22.733	26.385	173	21.888	216	34.460	230	240	29	1:31.617	26.822	171	22.490	216	42.305		239
12	2:08.504	1:08.530	157	23.813	210	36.161	229	238	30	3:33.236	2:28.129	155	22.965	217	42.142	227	
13	1:23.497	26.506	173	21.919	216	35.072	226	238	31	1:22.549	26.300	173	21.544	216	34.705	229	236
14	1:30.772	26.520	174	21.990	215	42.262		235	32	1:27.030	26.498	172	21.625	217	38.907	229	238
15	2:53.282	1:56.713	173	21.906	216	34.663	229		33	1:22.339	26.273	172	21.524	217	34.542	229	238
16	1:22.569	26.390	174	21.629	215	34.550	230	238	34	1:25.097	26.399	173	21.455	219	37.243	231	237
17	1:23.272	26.896	174	21.809	217	34.567	230	238	35	1:22.469	26.354	173	21.589	217	34.526	230	240
18	1:22.536	26.297	174	21.648	217	34.591	230	239	36	1:30.660	26.896	173	21.988	216	41.776		239



ADAC GT Masters

Lap analysis Free Practice 1



Provisional

Lausitzring, Length: 3442 m

Air temperature: 23.4°C

Track temperature: 28.6°C

Weather condition: Dry

DMSB Reg. Nr.: 153/14
Deutscher Motor Sport Bund e.V.

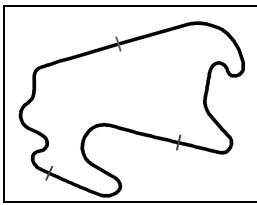
Friday 23.5.2014 08:00

Lap	Time	SE1	SP1	SE2	SP2	SE3	SP3	TSP	Lap	Time	SE1	SP1	SE2	SP2	SE3	SP3	TSP
12 Sebastien Ogier, FRA/ Markus Winkelhock, DEU									theoretical besttime: 1:22.702								
1	2:06.262	52.500	166	23.996	179	49.766			10	1:30.035	31.014	172	23.213	212	35.808	229	238
2	2:33.539	1:33.450	128	23.469	214	36.620	229		11	1:25.351	28.019	172	22.160	215	35.172	230	238
3	1:24.167	27.217	171	21.983	215	34.967	230	237	12	1:24.606	27.526	171	22.064	214	35.016	231	239
4	1:23.399	26.907	172	21.852	215	34.640	230	238	13	1:25.248	27.064	174	21.795	216	36.389	228	239
5	1:23.618	27.101	172	22.058	215	34.459	229	239	14	1:24.165	27.265	172	22.018	215	34.882	231	237
6	1:23.333	27.043	171	21.906	215	34.384	230	238	15	1:24.545	27.085	173	22.126	216	35.334	231	240
7	1:22.702	26.648	173	21.764	216	34.290	230	239	16	1:32.889	26.770	172	21.856	216	44.263		239
8	1:34.105	27.152	172	22.257	216	44.696		239	17	5:33.550	4:07.092	170	22.302	212	1:04.156		
9	3:58.059	2:55.627	168	24.132	207	38.300	229										

Lap	Time	SE1	SP1	SE2	SP2	SE3	SP3	TSP	Lap	Time	SE1	SP1	SE2	SP2	SE3	SP3	TSP
14 Florian Spengler, DEU/ Marko Asmer, EST									theoretical besttime: 1:23.439								
1	3:21.586	2:15.016	161	24.981	184	41.589	231		11	1:36.005	28.983	145	23.139	216	43.883		244
2	1:26.957	28.146	173	22.968	214	35.843	232	241	12	8:39.205	7:41.078	170	22.314	216	35.813	231	
3	1:24.950	27.321	174	22.124	217	35.505	234	242	13	1:26.375	29.273	174	21.890	218	35.212	233	240
4	1:26.254	27.404	175	23.529	216	35.321	233	242	14	1:23.995	27.244	174	21.671	218	35.080	233	241
5	1:24.912	27.259	175	22.148	215	35.505	231	242	15	1:24.507	27.269	173	22.030	216	35.208	231	242
6	1:24.650	27.372	174	22.117	217	35.161	234	242	16	1:24.111	27.185	174	22.084	219	34.842	234	241
7	1:24.978	27.549	172	22.074	217	35.355	233	242	17	1:24.355	27.107	174	21.905	219	35.343	234	241
8	1:24.308	27.259	174	21.833	217	35.216	233	242	18	1:24.735	27.074	173	22.569	218	35.092	233	241
9	1:24.500	27.177	174	22.079	218	35.244	234	243	19	5:33.319	26.926	174	21.822	218	4:44.571		241
10	1:24.153	27.211	175	21.841	218	35.101	234	242									

Lap	Time	SE1	SP1	SE2	SP2	SE3	SP3	TSP	Lap	Time	SE1	SP1	SE2	SP2	SE3	SP3	TSP
16 Rahel Frey, CHE/ Philip Geipel, DEU									theoretical besttime: 1:21.910								
1	2:10.617	1:01.422	99	28.772	155	40.423	222		17	3:21.167	2:12.339	119	26.237	202	42.591	228	
2	1:39.151	29.653	169	22.692	210	46.806		230	18	1:41.075	27.169	164	24.258	209	49.648		235
3	5:48.554	4:46.140	127	26.297	208	36.117	227		19	4:56.059	3:55.965	170	23.264	211	36.830	229	
4	1:23.933	26.965	172	21.911	213	35.057	229	236	20	1:24.983	27.490	171	22.382	215	35.111	231	238
5	1:23.648	26.628	171	21.954	213	35.066	229	237	21	1:23.285	26.827	173	21.687	216	34.771	231	240
6	1:23.176	26.610	173	21.686	214	34.880	229	238	22	1:34.379	26.846	174	26.258	127	41.275	229	240
7	1:22.951	26.453	173	21.792	214	34.706	229	237	23	1:36.037	35.514	145	24.702	212	35.821	229	237
8	1:22.757	26.391	172	21.693	215	34.673	229	237	24	1:23.676	26.867	173	21.798	217	35.011	230	238
9	1:22.853	26.489	172	21.670	218	34.694	229	238	25	1:23.026	26.698	174	21.647	217	34.681	230	238
10	1:30.372	27.439	172	21.750	214	41.183		237	26	1:23.325	26.851	171	21.616	216	34.858	230	238
11	6:05.126	5:08.433	171	21.768	215	34.925	228		27	1:22.972	26.637	173	21.642	216	34.693	230	238
12	1:22.308	26.201	173	21.559	213	34.548	229	237	28	1:32.819	26.682	173	22.183	213	43.954		238
13	1:43.954	44.725	121	24.440	214	34.789	228	237	29	2:15.529	1:16.854	170	23.139	211	35.536	229	
14	1:22.801	26.545	172	21.541	215	34.715	229	237	30	1:23.072	26.795	175	21.626	214	34.651	230	237
15	1:22.556	26.367	174	21.553	214	34.636	229	236	31	1:22.152	26.443	174	21.269	217	34.440	230	238
16	1:30.694	26.720	173	21.680	215	42.294		237	32	1:30.406	27.145	174	21.694	215	41.567		237

Lap	Time	SE1	SP1	SE2	SP2	SE3	SP3	TSP	Lap	Time	SE1	SP1	SE2	SP2	SE3	SP3	TSP
17 Remo Lips, CHE/ Lennart Marioneck, DEU									theoretical besttime: 1:22.562								
1	2:14.160	1:06.895	162	27.112	162	40.153	167		16	1:23.063	26.705	180	21.917	224	34.441	240	249
2	1:29.899	31.154	174	22.887	219	35.858	238	158	17	1:23.308	27.264	177	21.670	225	34.374	240	248
3	1:26.152	28.289	176	22.582	221	35.281	239	246	18	1:30.409	26.661	180	21.990	225	41.758		249
4	1:24.862	27.726	178	22.197	221	34.939	238	248	19	3:33.828	2:23.677	174	23.238	205	46.913		
5	1:24.308	27.318	178	21.980	222	35.010	239	247	20	6:14.033	5:15.694	174	22.534	219	35.805	237	
6	1:23.723	27.039	179	21.683	222	35.001	239	247	21	1:25.568	28.194	174	22.242	220	35.132	238	246
7	1:35.519	27.063	179	22.653	183	45.803		248	22	1:24.593	27.151	177	22.357	222	35.085	238	247
8	3:37.317	2:40.039	177	22.058	222	35.220	239		23	2:11.400	1:01.664	167	23.741	217	45.995		247
9	1:23.781	26.917	179	21.990	223	34.874	238	248	24	5:14.033	3:50.289	175	23.426	169	1:00.318	222	
10	1:23.563	27.100	178	21.865	222	34.598	238	248	25	1:26.639	29.000	176	22.828	220	34.811	240	234
11	1:52.975	47.713	149	24.303	220	40.959		248	26	1:23.893	26.759	178	22.078	222	35.056	239	249
12	5:59.025	5:00.671	174	22.415	223	35.939	239		27	1:24.103	27.149	177	21.915	224	35.039	239	249
13	1:23.137	26.863	180	21.880	224	34.394	239	249	28	1:24.810	27.863	179	21.861	224	35.086	239	249
14	1:23.164	26.973	180	21.586	226	34.605	241	249	29	1:23.681	26.978	179	22.030	221	34.673	239	248
15	1:23.306	26.971	179	22.020	223	34.315	239	249	30	1:30.757	27.113	177	21.784	223	41.860		247



ADAC GT Masters

Lap analysis Free Practice 1

Provisional



Lausitzring, Length: 3442 m

Air temperature: 23.4°C

Track temperature: 28.6°C

Weather condition: Dry



Reg. Nr.: 153/14

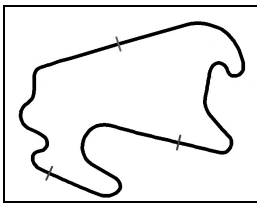
Friday 23.5.2014 08:00

Lap	Time	SE1	SP1	SE2	SP2	SE3	SP3	TSP	Lap	Time	SE1	SP1	SE2	SP2	SE3	SP3	TSP
18 Toni Seiler, CHE/ Jeroen Bleekemolen, NLD									theoretical besttime: 1:22.137								
1	2:44.188	1:42.077	167	25.107	211	37.004	238		15	5:13.928	4:12.198	164	24.577	209	37.153	236	
2	1:25.999	28.537	176	22.457	220	35.005	239	247	16	1:26.972	28.207	177	22.595	220	36.170	239	246
3	1:23.606	27.125	177	22.044	221	34.437	239	248	17	1:38.404	27.659	179	22.118	220	48.627		248
4	1:23.727	26.824	176	22.118	221	34.785	239	248	18	5:42.423	4:41.112	174	22.588	215	38.723	240	
5	1:23.251	26.898	177	21.831	222	34.522	239	248	19	1:27.577	28.795	159	22.190	221	36.592	242	250
6	1:23.262	26.774	178	21.960	223	34.528	240	247	20	1:23.937	27.202	178	21.915	223	34.820	240	250
7	1:35.509	28.002	175	23.328	220	44.179		248	21	1:23.986	26.927	179	21.879	223	35.180	240	250
8	5:33.931	4:36.644	173	22.287	221	35.000	240		22	1:23.381	26.731	179	21.873	223	34.777	241	249
9	1:22.304	26.468	179	21.668	222	34.168	240	248	23	1:35.396	27.488	176	23.478	174	44.430		251
10	1:33.646	27.102	176	23.057	219	43.487		249	24	3:19.406	2:19.582	172	23.631	219	36.193	240	
11	4:36.137	3:36.035	170	22.932	220	37.170	239		25	1:23.323	26.957	179	21.758	223	34.608	240	249
12	1:22.856	26.507	177	21.675	224	34.674	240	249	26	1:23.117	26.868	179	21.501	224	34.748	240	249
13	1:22.353	26.531	179	21.524	224	34.298	241	250	27	1:56.237	26.831	179	27.341	106	1:02.065		249
14	1:34.208	27.305	176	23.293	219	43.610		249	28	3:14.987	1:17.384	64	45.957	75	1:11.646		

19 Claudia Hürtgen, DEU/ Dominik Baumann, AUT									theoretical besttime: 1:22.078								
1	1:41.297	38.674	156	24.631	180	37.992	229		18	1:25.084	26.838	172	21.745	219	36.501	234	242
2	1:27.081	28.767	172	22.429	213	35.885	232	237	19	1:24.428	27.183	173	21.769	219	35.476	234	243
3	1:25.374	27.945	172	21.948	217	35.481	231	241	20	1:22.687	26.692	175	21.449	220	34.546	233	242
4	1:24.070	27.313	174	21.651	218	35.106	235	240	21	1:27.195	26.485	175	21.541	218	39.169	234	243
5	1:24.063	27.225	174	21.614	219	35.224	234	241	22	1:43.334	28.799	153	25.295	157	49.240		226
6	1:23.564	27.069	174	21.577	220	34.918	233	241	23	4:02.005	3:04.605	171	22.219	219	35.181	234	
7	1:24.638	27.536	170	21.773	220	35.329	234	239	24	1:27.386	28.370	160	23.471	215	35.545	235	240
8	1:22.759	26.756	174	21.524	220	34.479	236	243	25	1:22.702	26.610	175	21.557	220	34.535	237	242
9	1:23.785	26.932	174	21.899	217	34.954	234	242	26	1:25.419	26.894	175	22.065	220	36.460	234	245
10	1:22.956	26.709	175	21.777	220	34.470	234	242	27	1:30.097	27.583	174	21.618	220	40.896		242
11	1:34.670	26.902	171	22.924	214	44.844		242	28	2:32.190	1:28.670	173	21.822	219	41.698		
12	5:22.591	4:21.165	170	22.097	219	39.329	232		29	2:33.296	1:29.215	174	22.554	216	41.527		
13	1:23.786	26.870	175	21.970	220	34.946	232	238	30	2:30.002	1:27.130	175	21.563	217	41.309		
14	1:22.901	26.503	175	21.473	219	34.925	233	241	31	2:30.601	1:29.703	172	24.700	148	36.198	235	
15	1:28.991	26.455	175	21.479	221	41.057		241	32	1:22.495	26.636	176	21.522	223	34.337	235	241
16	4:06.222	3:01.594	138	25.544	191	39.084	233		33	1:22.192	26.569	176	21.306	223	34.317	235	243
17	1:22.957	26.780	175	21.497	219	34.680	234	238	34	1:30.143	26.616	176	21.538	222	41.989		242

20 Max Sandritter, DEU/ Jens Klingmann, DEU									theoretical besttime: 1:22.313								
1	1:39.808	37.418	148	24.863	202	37.527	228		18	1:41.769	42.377	171	23.228	211	36.164	231	241
2	1:24.986	28.009	172	21.851	214	35.126	231	235	19	1:24.656	27.652	175	21.925	221	35.079	232	240
3	1:23.584	27.273	174	21.521	217	34.790	231	238	20	1:24.195	27.130	174	21.912	217	35.153	233	241
4	1:23.143	26.976	175	21.634	217	34.533	232	239	21	1:38.860	27.331	174	21.954	202	49.575		240
5	1:23.172	26.856	174	21.482	217	34.834	231	239	22	7:52.737	6:55.469	172	22.188	218	35.080	233	
6	1:30.903	27.441	173	21.590	218	41.872		239	23	1:23.152	26.892	175	21.637	218	34.623	234	240
7	3:17.306	2:19.289	174	22.309	164	35.708	233		24	1:26.091	28.652	171	22.178	219	35.261	235	241
8	1:23.438	27.072	174	21.678	218	34.688	233	243	25	1:24.412	27.625	172	21.957	218	34.830	234	242
9	1:23.404	26.773	174	21.924	214	34.707	232	241	26	1:23.581	27.060	174	21.659	220	34.862	234	242
10	1:29.760	26.694	175	21.729	217	41.337		239	27	1:22.975	26.817	176	21.607	218	34.551	233	241
11	3:43.740	2:45.829	174	22.248	217	35.663	233		28	1:22.882	26.508	175	21.772	218	34.602	233	241
12	1:23.185	26.602	175	21.616	220	34.967	232	240	29	1:28.860	26.822	174	21.684	219	40.354		241
13	1:25.898	28.932	174	21.785	217	35.181	233	239	30	2:19.216	1:20.290	166	24.295	216	34.631	235	
14	1:22.688	26.603	174	21.544	219	34.541	234	240	31	1:22.356	26.438	176	21.385	220	34.533	233	241
15	1:30.568	27.048	176	21.866	218	41.654		243	32	1:22.508	26.507	176	21.511	220	34.490	234	240
16	4:01.427	3:04.373	174	21.979	217	35.075	232		33	1:30.159	26.365	176	21.427	220	42.367		241
17	1:23.885	27.028	176	21.775	217	35.082	233	239									

21 Luca Ludwig, DEU/ Alon Day, ISR									theoretical besttime: 1:22.053								
1	1:47.848	43.073	143	26.366	164	38.409	212		19	1:23.084	26.607	178	22.019	222	34.458	236	244
2	1:29.525	29.882	150	23.671	198	35.972	219	202	20	1:37.924	26.605	178	21.835	196	49.484		245
3	1:28.204	28.787	161	23.653	188	35.764	235	216	21	4:58.846	3:55.904	175	22.459	219	40.483	236	
4	1:32.262	27.583	176	22.122	219	42.557		245	22	1:24.646	27.510	170	22.007	221	35.129	236	246
5	3:44.292	2:47.405	176	21.995	219	34.892	236		23	1:23.393	27.094	177	21.569	222	34.730	238	245



ADAC GT Masters

Lap analysis Free Practice 1



Provisional

Lausitzring, Length: 3442 m

Air temperature: 23.4°C

Track temperature: 28.6°C

Weather condition: Dry

DMSB Reg. Nr.: 153/14

Friday 23.5.2014 08:00

Lap	Time	SE1	SP1	SE2	SP2	SE3	SP3	TSP	Lap	Time	SE1	SP1	SE2	SP2	SE3	SP3	TSP
6	1:24.380	27.473	176	22.114	220	34.793	236	245	24	1:23.249	26.944	177	21.696	222	34.609	238	247
7	1:23.981	27.394	177	21.994	220	34.593	237	244	25	1:27.861	27.292	174	22.129	221	38.440	238	248
8	1:23.613	27.295	176	21.808	221	34.510	237	245	26	1:29.137	26.458	178	27.164	191	35.515	238	247
9	1:23.414	27.106	177	21.867	220	34.441	237	246	27	1:23.218	26.915	177	21.927	223	34.376	238	247
10	1:30.695	27.409	178	21.769	220	41.517		246	28	1:22.766	26.610	177	21.618	223	34.538	238	246
11	3:43.643	2:46.542	173	22.430	221	34.671	235		29	1:22.553	26.578	178	21.733	221	34.242	238	247
12	1:23.492	27.167	177	21.922	220	34.403	236	244	30	1:22.918	26.573	179	21.719	221	34.626	237	247
13	1:22.739	26.857	178	21.689	222	34.193	236	245	31	1:22.568	26.536	179	21.637	223	34.395	238	247
14	1:22.865	26.727	178	21.744	222	34.394	236	246	32	1:22.390	26.491	179	21.514	224	34.385	239	248
15	1:22.667	26.683	179	21.656	223	34.328	237	245	33	1:22.461	26.524	178	21.693	223	34.244	239	248
16	1:30.839	27.486	178	21.920	222	41.433		246	34	1:22.210	26.346	179	21.542	224	34.322	237	247
17	5:23.644	4:26.799	177	22.159	220	34.686	236		35	1:34.302	28.929	150	22.761	223	42.612		246
18	1:23.316	26.864	177	21.899	222	34.553	236	245									

22 Nico Bastian, DEU/ Jaime Alguersuari, ESP

theoretical besttime: 1:22.793

1	2:29.976	1:25.456	117	27.839	186	36.681	232		16	1:23.478	26.932	176	21.858	220	34.688	238	246
2	1:25.302	28.137	173	22.090	217	35.075	235	243	17	1:23.168	26.760	176	21.762	221	34.646	238	247
3	1:24.068	27.338	176	21.785	219	34.945	236	245	18	1:41.619	26.712	178	21.881	178	53.026		248
4	1:24.112	27.242	175	21.771	219	35.099	237	246	19	7:29.348	6:29.310	154	24.077	217	35.961	235	
5	1:23.994	27.225	177	21.757	220	35.012	236	246	20	1:27.770	28.237	175	24.253	219	35.280	236	244
6	1:23.804	27.198	174	21.724	219	34.882	237	245	21	1:28.655	29.797	172	23.022	221	35.836	238	246
7	1:31.058	26.970	176	21.798	220	42.290		246	22	1:26.538	28.278	165	22.972	221	35.288	237	247
8	7:02.515	6:05.749	176	21.665	219	35.101	237		23	1:24.536	27.389	177	22.281	221	34.866	238	247
9	1:25.003	28.074	173	22.179	218	34.750	235	245	24	1:28.030	29.187	174	23.791	221	35.052	237	247
10	1:23.516	26.982	176	21.781	220	34.753	237	245	25	1:24.819	27.705	178	22.410	219	34.704	238	246
11	1:23.032	26.736	177	21.623	222	34.673	238	247	26	1:24.643	27.881	177	22.094	222	34.668	238	248
12	1:23.539	27.009	176	21.826	220	34.704	238	247	27	1:24.335	27.600	177	22.055	222	34.680	238	247
13	1:22.953	26.606	178	21.593	221	34.754	238	248	28	1:24.756	27.303	178	22.093	221	35.360	237	247
14	1:29.231	26.803	177	21.541	221	40.887		247	29	1:24.069	27.341	179	22.055	223	34.673	237	247
15	6:35.746	5:38.982	175	21.801	220	34.963	237		30	1:37.391	27.549	176	22.810	198	47.032		246

23 Jan Seyffarth, DEU/ Maro Engel, DEU

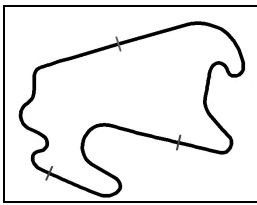
theoretical besttime: 1:22.955

1	1:52.813	44.412	162	26.932	176	41.469	232		16	1:25.418	28.048	175	22.247	220	35.123	237	246
2	1:27.602	28.073	172	23.323	213	36.206	235	242	17	1:24.072	27.336	176	21.997	220	34.739	237	246
3	1:26.159	27.912	173	22.513	219	35.734	236	245	18	1:42.414	27.227	176	22.619	179	52.568		247
4	1:25.227	27.822	174	22.236	219	35.169	236	246	19	4:54.091	3:56.871	174	22.117	220	35.103	236	
5	1:32.373	27.520	175	22.616	218	42.237		246	20	1:24.524	27.581	174	22.124	220	34.819	237	246
6	7:58.669	7:01.534	173	22.215	219	34.920	236		21	1:24.217	27.114	176	22.201	217	34.902	237	246
7	1:26.762	28.958	161	22.458	218	35.346	236	246	22	1:30.255	27.022	176	21.926	220	41.307		247
8	1:25.798	28.230	175	22.402	218	35.166	237	245	23	3:38.919	2:41.095	176	22.322	220	35.502	236	
9	1:24.880	27.400	175	22.307	210	35.173	237	246	24	1:30.201	31.399	170	23.371	218	35.431	236	245
10	1:25.836	28.639	176	22.173	220	35.024	238	246	25	1:27.566	27.982	176	22.084	221	37.500	237	245
11	1:24.600	27.277	176	22.100	220	35.223	235	247	26	1:23.478	26.684	177	21.915	221	34.879	236	247
12	1:23.887	27.242	176	21.880	220	34.765	236	244	27	1:24.026	27.212	177	21.853	222	34.961	237	246
13	1:32.028	27.285	176	22.792	220	41.951		246	28	1:23.718	26.814	178	22.044	222	34.860	238	247
14	5:49.974	4:52.737	174	22.182	219	35.055	235		29	1:22.955	26.535	178	21.745	223	34.675	238	247
15	1:24.769	27.240	175	22.043	219	35.486	237	245	30	1:30.891	26.750	179	22.244	220	41.897		247

24 Albert von Thurn und Taxis, DEU/ Tomas Enge, CZE

theoretical besttime: 1:23.197

1	2:04.580	50.133	157	25.585	171	48.862			13	15:51.878	14:51.634	171	23.913	224	36.331	245	
2	2:39.615	1:40.017	168	23.382	194	36.216	243		14	1:24.512	27.835	181	21.922	227	34.755	245	254
3	1:25.420	27.866	179	22.199	225	35.355	245	253	15	1:24.558	27.383	181	22.012	228	35.163	245	254
4	1:27.162	27.918	178	22.260	225	36.984	244	254	16	1:24.822	28.261	179	22.153	226	34.408	245	254
5	1:40.531	27.990	179	22.749	185	49.792		253	17	1:23.786	27.339	182	21.860	228	34.587	246	255
6	10:14.911	9:17.483	175	22.221	225	35.207	244		18	1:33.699	27.275	181	21.781	228	44.643		255
7	1:24.673	27.226	181	21.716	228	35.731	243	253	19	3:47.531	2:45.731	177	23.014	225	38.786	245	
8	1:24.637	27.818	181	21.881	227	34.938	244	252	20	1:24.246	27.370	181	22.031	227	34.845	245	255
9	1:24.156	27.445	181	22.069	226	34.642	244	253	21	1:23.564	27.077	181	21.712	230	34.775	246	255
10	1:24.086	27.276	181	21.895	228	34.915	244	254	22	1:23.528	27.107	180	21.804	229	34.617	246	255
11	1:24.275	27.307	181	21.804	228	35.164	243	254	23	1:24.228	27.432	174	22.028	228	34.768	245	255
12	1:36.149	27.573	165	22.698	227	45.878		253	24	1:33.440	27.334	181	22.919	227	43.187		254



ADAC GT Masters

Lap analysis Free Practice 1



Provisional

Lausitzring, Length: 3442 m

Air temperature: 23.4°C

Track temperature: 28.6°C

Weather condition: Dry

DMSB Reg. Nr.: 153/14
Deutscher Motor Sport Bund e.V.

Friday 23.5.2014 08:00

Lap	Time	SE1	SP1	SE2	SP2	SE3	SP3	TSP	Lap	Time	SE1	SP1	SE2	SP2	SE3	SP3	TSP
26 Maximilian Götz, DEU/ Maximilian Buhk, DEU									theoretical besttime: 1:22.569								
1	2:45.313	1:42.575	163	25.019	204	37.719	233		17	1:23.016	26.884	177	21.648	222	34.484	238	246
2	1:31.566	28.216	174	23.922	124	39.428	235	242	18	1:30.239	26.823	177	21.576	222	41.840		247
3	1:24.649	27.275	176	22.278	219	35.096	235	244	19	5:20.873	4:16.411	135	26.373	211	38.089	235	
4	1:24.131	27.328	176	21.832	221	34.971	236	244	20	1:36.839	26.713	177	23.211	176	46.915		245
5	1:23.853	27.263	176	21.852	221	34.738	236	245	21	4:38.206	3:41.750	176	21.741	221	34.715	236	
6	1:23.504	27.168	175	21.712	221	34.624	236	245	22	1:25.355	28.878	174	21.899	220	34.578	237	245
7	1:23.176	26.887	177	21.713	221	34.576	236	246	23	1:23.396	26.932	177	21.568	222	34.896	237	246
8	1:32.355	27.532	173	22.243	221	42.580		245	24	1:23.143	26.883	177	21.606	223	34.654	239	247
9	5:11.093	4:09.922	174	22.302	218	38.869	236		25	1:27.451	29.994	172	22.699	222	34.758	237	248
10	1:24.031	27.041	177	21.767	222	35.223	237	245	26	1:22.961	26.895	177	21.608	223	34.458	238	247
11	1:23.948	26.911	177	22.154	220	34.883	237	245	27	1:25.114	27.002	177	21.684	223	36.428	237	247
12	1:24.160	27.509	175	21.919	222	34.732	237	246	28	1:22.592	26.736	177	21.497	222	34.359	237	246
13	1:24.104	27.536	176	21.782	222	34.786	236	246	29	1:23.222	26.922	177	21.601	222	34.699	238	246
14	1:23.028	26.803	177	21.683	222	34.542	237	245	30	1:22.850	26.821	177	21.538	223	34.491	238	247
15	1:23.801	26.834	177	21.606	223	35.361	229	245	31	1:30.644	27.159	176	21.897	221	41.588		247
16	1:29.730	28.884	102	25.154	220	35.692	237	239									

27 Luca Stolz, DEU/ Heinz-Harald Frentzen, DEU									theoretical besttime: 1:22.943								
1	2:23.886	1:21.341	165	24.451	201	38.094	231		17	1:26.011	27.920	175	22.400	218	35.691	236	245
2	1:26.690	28.157	173	22.690	215	35.843	233	239	18	1:35.500	28.583	161	23.089	216	43.828		245
3	1:27.106	28.983	168	22.446	217	35.677	234	242	19	6:21.623	5:13.457	175	22.861	180	45.305	235	
4	1:25.258	27.777	175	22.213	217	35.268	235	243	20	1:27.428	30.017	166	22.553	218	34.858	234	244
5	1:26.272	28.818	174	22.155	218	35.299	235	243	21	1:24.596	27.531	176	21.957	220	35.108	235	243
6	1:26.631	29.211	173	22.356	218	35.064	236	244	22	1:34.892	27.177	176	22.252	220	45.463		244
7	1:24.869	27.785	174	22.109	218	34.975	236	244	23	2:46.384	1:48.979	174	21.943	219	35.462	236	
8	1:25.763	28.072	169	22.651	220	35.040	237	244	24	1:24.292	27.649	175	21.879	220	34.764	235	244
9	1:25.255	27.510	176	22.799	218	34.946	236	246	25	1:23.900	27.076	175	22.015	219	34.809	236	243
10	1:34.362	27.588	174	22.209	217	44.565		245	26	1:23.940	26.762	176	22.084	215	35.094	235	243
11	4:19.005	3:19.841	174	22.830	217	36.334	236		27	1:23.855	27.018	175	21.810	219	35.027	235	243
12	1:43.327	28.043	176	22.520	217	52.764		245	28	1:23.330	26.924	176	21.801	220	34.605	236	243
13	7:15.047	6:17.753	174	22.275	218	35.019	236		29	1:23.391	26.692	177	21.842	220	34.857	235	245
14	2:01.268	35.637	167	23.129	219	1:02.502	211	245	30	1:23.001	26.658	176	21.680	220	34.663	236	244
15	1:29.801	30.590	113	24.267	218	34.944	237	207	31	1:35.572	28.456	174	22.918	215	44.198		245
16	1:27.994	28.718	140	24.167	217	35.109	236	246									

100 Florian Stoll, DEU/ Daniel Dobitsch, AUT									theoretical besttime: 1:21.936								
1	2:00.325	56.882	169	23.620	188	39.823	228		14	1:22.218	26.298	175	21.494	218	34.426	232	239
2	1:25.336	27.844	174	22.224	215	35.268	230	237	15	1:31.104	26.505	174	22.090	215	42.509		240
3	1:23.826	26.857	174	22.427	216	34.542	232	240	16	6:40.429	5:24.342	162	23.607	187	52.480		
4	1:24.745	26.850	175	22.089	216	35.806	232	242	17	5:25.246	4:27.713	171	22.043	215	35.490	230	
5	1:23.782	26.955	173	21.811	217	35.016	230	241	18	1:48.997	41.819	169	22.172	216	45.006		239
6	1:24.048	27.060	173	22.465	214	34.523	230	240	19	5:33.468	4:36.224	173	21.754	217	35.490	230	
7	1:30.541	26.376	174	21.695	216	42.470		239	20	1:25.586	29.083	168	21.659	217	34.844	230	239
8	3:51.562	2:54.789	172	22.152	216	34.621	229		21	1:39.763	27.051	174	29.580	197	43.132		239
9	1:22.954	26.638	174	21.570	217	34.746	233	239	22	3:37.377	2:40.173	170	22.448	215	34.756	230	
10	1:39.055	26.804	174	22.179	187	50.072		241	23	1:22.371	26.559	175	21.504	218	34.308	231	239
11	7:46.075	6:48.586	173	21.798	217	35.691	230		24	1:22.217	26.570	175	21.441	218	34.206	230	239
12	1:22.474	26.437	175	21.432	218	34.605	232	239	25	1:37.062	27.007	174	23.123	195	46.932		240
13	1:23.320	26.983	174	21.769	217	34.568	231	241									



ADAC GT Masters

Vmax list Free Practice 1

Provisional



Lausitzring, Length: 3442 m

Air temperature: 23.4°C

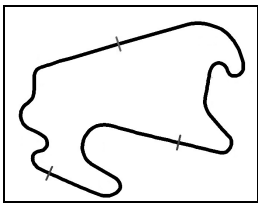
Track temperature: 28.6°C

Weather condition: Dry

DMSB Reg. Nr.: 153/14
Deutscher Motor Sport Bund e.V.

Friday 23.5.2014 08:00

Nr	Team, Car, Driver, Nat	Top speed
1	Callaway Competition, Corvette Z06.R GT3 Gavin Oliver , GBR Keilwitz Daniel , DEU	256,04 km/h
24	Reiter Engineering, Chevrolet Camaro GT von Thurn und Taxis Albert , DEU Enge Tomas , CZE	255,25 km/h
2	Callaway Competition, Corvette Z06.R GT3 Assenheimer Patrick , DEU Alessi Diego , ITA	253,98 km/h
18	Callaway Competition, Corvette Z06.R GT3 Seiler Toni , CHE Bleekemolen Jeroen , NLD	250,55 km/h
17	Callaway Competition, Corvette Z06.R GT3 Lips Remo , CHE Marioneck Lennart , DEU	249,33 km/h
22	ROWE Racing, Mercedes-Benz SLS AMG GT3 Bastian Nico , DEU Alguersuari Jaime , ESP	247,95 km/h
21	BKK Mobil Oil Zakspeed, Mercedes-Benz SLS AMG GT3 Ludwig Luca , DEU Day Alon , ISR	247,89 km/h
26	H.T.P. Motorsport, Mercedes-Benz SLS AMG GT3 Götz Maximilian , DEU Buhk Maximilian , DEU	247,72 km/h
23	ROWE Racing, Mercedes-Benz SLS AMG GT3 Seyffarth Jan , DEU Engel Maro , DEU	247,43 km/h
9	TONINO Team Herberth, Porsche 911 GT3 R Jöst Dominik , DEU Scholze Florian , DEU	246,64 km/h
27	H.T.P. Motorsport, Mercedes-Benz SLS AMG GT3 Stolz Luca , DEU Frentzen Heinz-Harald , DEU	246,24 km/h
6	Farnbacher Racing, Porsche 911 GT3 R Asch Sebastian , DEU Frommenwiler Philipp , CHE	246,13 km/h
19	PIXUM Team Schubert, BMW Z4 GT3 Hürtgen Claudia , DEU Baumann Dominik , AUT	244,56 km/h
8	TONINO Team Herberth, Porsche 911 GT3 R Renauer Robert , DEU Siedler Norbert , AUT	244,56 km/h



ADAC GT Masters

Vmax list Free Practice 1

Provisional



Lausitzring, Length: 3442 m

Air temperature: 23.4°C

Track temperature: 28.6°C

Weather condition: Dry

DMSB Reg. Nr.: 153/14
Deutscher Motor Sport Bund e.V.

Friday 23.5.2014 08:00

Nr	Team, Car, Driver, Nat	Top speed
7	TONINO Team Herberth, Porsche 911 GT3 R Handlos Herbert , AUT Renauer Alfred , DEU	244,34 km/h
5	Farnbacher Racing, Porsche 911 GT3 R Morcom Nathan , AUS Farnbacher Mario , DEU	244,28 km/h
14	MRS GT-Racing, McLaren MP4-12C GT3 Spengler Florian , DEU Asmer Marko , EST	243,56 km/h
20	PIXUM Team Schubert, BMW Z4 GT3 Sandritter Max , DEU Klingmann Jens , DEU	243,40 km/h
4	GW IT Racing Team Schütz Motorsport, Porsche 911 GT3 R Wossos Antonios , GRC Nathan Wolf , NLD	242,85 km/h
3	GW IT Racing Team Schütz Motorsport, Porsche 911 GT3 R Ragginger Martin , AUT van Lagen Jaap , NLD	241,92 km/h
100	kfzteile24 APR Motorsport, Audi R8 LMS ultra Stoll Florian , DEU Dobitsch Daniel , AUT	241,54 km/h
12	Prosperia C. Abt Racing, Audi R8 LMS ultra Ogier Sebastien , FRA Winkelhock Markus , DEU	240,13 km/h
16	YACO Racing, Audi R8 LMS ultra Frey Rahel , CHE Geipel Philip , DEU	240,03 km/h
10	Prosperia C. Abt Racing, Audi R8 LMS ultra van der Linde Kelvin , ZAF Rast Rene , DEU	239,97 km/h
11	Prosperia C. Abt Racing, Audi R8 LMS ultra Hamprecht Fabian , DEU Thiim Nicki , DNK	239,87 km/h