



# ADAC GT Masters

## Result List Qualifying 1



Provisional

Lausitzring, Length: 3442 m

Air temperature: 23.7°C

Track temperature: 28.2°C

Weather condition: Dry

**DMSB** Reg. Nr.: 153/14  
Deutscher Motor Sport Bund e.V.

Friday 23.5.2014 16:00

started : 25      classified : 25      not classified : 0

	Drivers	Team	Car	Lap	Best Time	Gap	Diff	Kph	Day Time
1	1 D.Keilwitz/O.Gavin	Callaway Competition	Corvette Z06.R GT3	5	<b>1:20.834</b>			153,3	16:17:06
2	3 M.Ragginger/J.van Lagen	GW IT Racing Team Schütz Motors	Porsche 911 GT3 R	10	<b>1:21.004</b>	0.170	0.170	153,0	16:34:59
3	6 P.Frommenwiler/S.Asch	Farnbacher Racing	Porsche 911 GT3 R	4	<b>1:21.023</b>	0.189	0.019	152,9	16:16:16
4	10 K.van der Linde/R.Rast	Prosperia C. Abt Racing	Audi R8 LMS ultra	7	<b>1:21.158</b>	0.324	0.135	152,7	16:20:21
5	19 C.Hürtgen/D.Baumann	PIXUM Team Schubert	BMW Z4 GT3	8	<b>1:21.193</b>	0.359	0.035	152,6	16:21:13
6	26 M.Buhk/M.Götz	H.T.P. Motorsport	Mercedes-Benz SLS AMG GT3	7	<b>1:21.251</b>	0.417	0.058	152,5	16:20:08
7	8 R.Renauer/N.Siedler	TONINO Team Herberth	Porsche 911 GT3 R	3	<b>1:21.286</b>	0.452	0.035	152,4	16:14:40
8	21 L.Ludwig/A.Day	BKK Mobil Oil Zakspeed	Mercedes-Benz SLS AMG GT3	9	<b>1:21.296</b>	0.462	0.010	152,4	16:23:13
9	22 N.Bastian/J.Alguersuari	ROWE Racing	Mercedes-Benz SLS AMG GT3	14	<b>1:21.332</b>	0.498	0.036	152,4	16:33:04
10	100 F.Stoll/D.Dobitsch	kfzteile24 APR Motorsport	Audi R8 LMS ultra	5	<b>1:21.384</b>	0.550	0.052	152,3	16:17:15
11	5 M.Farnbacher/N.Morcom	Farnbacher Racing	Porsche 911 GT3 R	6	<b>1:21.525</b>	0.691	0.141	152,0	16:19:25
12	12 S.Ogier/M.Winkelhock	Prosperia C. Abt Racing	Audi R8 LMS ultra	7	<b>1:21.559</b>	0.725	0.034	151,9	16:20:31
13	11 F.Hamprecht/N.Thiim	Prosperia C. Abt Racing	Audi R8 LMS ultra	9	<b>1:21.621</b>	0.787	0.062	151,8	16:23:01
14	23 J.Seyffarth/M.Engel	ROWE Racing	Mercedes-Benz SLS AMG GT3	11	<b>1:21.777</b>	0.943	0.156	151,5	16:31:49
15	20 M.Sandritter/J.Klingmann	PIXUM Team Schubert	BMW Z4 GT3	10	<b>1:21.891</b>	1.057	0.114	151,3	16:29:14
16	2 P.Assenheimer/D.Alessi	Callaway Competition	Corvette Z06.R GT3	12	<b>1:21.941</b>	1.107	0.050	151,2	16:31:12
17	27 L.Stolz/H.Frentzen	H.T.P. Motorsport	Mercedes-Benz SLS AMG GT3	4	<b>1:21.985</b>	1.151	0.044	151,1	16:16:36
18	16 R.Frey/P.Geipel	YACO Racing	Audi R8 LMS ultra	10	<b>1:22.054</b>	1.220	0.069	151,0	16:25:05
19	9 F.Scholze(*G*)/D.Jöst(*G*)	TONINO Team Herberth	Porsche 911 GT3 R	9	<b>1:22.251</b>	1.417	0.197	150,7	16:25:22
20	17 R.Lips(*G*)/L.Marionek	Callaway Competition	Corvette Z06.R GT3	7	<b>1:22.282</b>	1.448	0.031	150,6	16:20:38
21	18 T.Seiler(*G*)/J.Bleekemolen	Callaway Competition	Corvette Z06.R GT3	10	<b>1:22.404</b>	1.570	0.122	150,4	16:26:21
22	14 F.Spengler/M.Asmer	MRS GT-Racing	McLaren MP4-12C GT3	5	<b>1:22.610</b>	1.776	0.206	150,0	16:17:57
23	4 A.Wossos(*G*)/W.Nathan(*G*)	GW IT Racing Team Schütz Motors	Porsche 911 GT3 R	5	<b>1:22.776</b>	1.942	0.166	149,7	16:18:39
24	7 H.Handlos(*G*)/A.Renauer	TONINO Team Herberth	Porsche 911 GT3 R	5	<b>1:22.879</b>	2.045	0.103	149,5	16:17:50
25	24 A.von Thurn und Taxis/T.Enge	Reiter Engineering	Chevrolet Camaro GT	8	<b>1:23.409</b>	2.575	0.530	148,6	16:23:30

race director decision no. 15 cancellation of the fastest lap time for car no.24

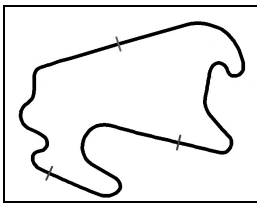
(\*G\*) marks the gentlemen driver

**Subject to final scrutineering!**

Publications Time:

Clerk of the course:

Time Keeping:



# ADAC GT Masters

## Lap analysis Qualifying 1

Provisional



Lausitzring, Length: 3442 m

Air temperature: 23.7°C

Track temperature: 28.2°C

Weather condition: Dry

**DMSB** Reg. Nr.: 153/14  
Deutscher Motor Sport Bund e.V.

Friday 23.5.2014 16:00

Lap	Time	SE1	SP1	SE2	SP2	SE3	SP3	TSP	Lap	Time	SE1	SP1	SE2	SP2	SE3	SP3	TSP
<b>1</b>	Daniel Keilwitz, DEU/ Oliver Gavin, GBR								<b>theoretical besttime: 1:20.629</b>								
1	1:39.494	37.796	161	24.933	198	36.765	239		6	1:24.723	25.922	179	22.233	229	36.568	185	252
2	1:24.158	27.293	180	22.194	227	34.671	243	248	7	1:36.213	31.142	165	24.755	133	40.316	<b>244</b>	192
3	1:21.075	25.928	<b>181</b>	21.431	228	33.716	243	252	8	1:20.917	25.756	181	<b>21.210</b>	229	33.951	219	252
4	1:21.004	26.036	180	21.305	228	<b>33.663</b>	243	251	9	1:37.096	28.690	167	23.361	208	45.045		230
5	<b>1:20.834</b>	25.836	180	21.290	<b>229</b>	33.708	243	<b>252</b>									

<b>2</b>	Patrick Assenheimer, DEU/ Diego Alessi, ITA								<b>theoretical besttime: 1:21.721</b>								
1	1:48.192	43.345	158	24.696	203	40.151	238		8	1:22.524	26.395	181	21.496	227	34.633	241	251
2	1:27.096	29.538	172	22.554	222	35.004	240	249	9	1:33.860	26.359	181	22.549	224	44.952		251
3	1:23.401	27.155	179	21.719	225	34.527	241	250	10	5:17.787	4:19.453	180	23.801	219	34.533	<b>243</b>	
4	1:23.074	26.895	180	21.933	226	34.246	242	251	11	1:22.828	26.707	180	21.585	226	34.536	240	250
5	1:22.355	26.492	<b>181</b>	21.503	226	34.360	242	250	<b>12</b>	<b>1:21.941</b>	26.579	180	<b>21.258</b>	<b>228</b>	<b>34.104</b>	241	249
6	1:27.572	26.936	177	25.746	163	34.890	241	251	13	1:32.045	26.926	177	21.808	227	43.311		250
7	1:22.347	26.542	181	21.605	226	34.200	241	<b>251</b>									

<b>3</b>	Martin Ragginger, AUT/ Jaap van Lagen, NLD								<b>theoretical besttime: 1:20.902</b>								
1	2:41.078	1:43.750	157	22.601	212	34.727	231		7	11:06.982	10:11.268	173	21.753	219	33.961	231	
2	1:21.693	26.297	174	21.444	220	33.952	233	239	8	1:21.272	25.777	175	21.402	220	34.093	231	239
3	1:21.807	26.366	175	21.397	<b>221</b>	34.044	233	241	9	1:23.248	27.060	174	21.801	220	34.387	230	240
4	1:21.242	26.091	175	<b>21.304</b>	219	<b>33.847</b>	233	242	<b>10</b>	<b>1:21.004</b>	25.751	<b>175</b>	21.325	220	33.928	232	239
5	1:28.471	28.000	155	24.490	126	35.981	<b>234</b>	241	11	1:46.422	29.582	140	26.193	167	50.647		240
6	1:32.985	26.321	174	21.383	219	45.281		<b>242</b>									

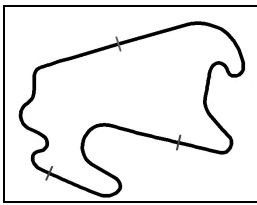
<b>4</b>	Antonios Wossos, GRC/ Wolf Nathan, NLD								<b>theoretical besttime: 1:22.690</b>								
1	3:00.936	1:55.790	143	25.212	181	39.934	207		<b>5</b>	<b>1:22.776</b>	26.415	<b>173</b>	21.919	217	34.442	233	<b>242</b>
2	1:28.797	30.003	170	23.161	200	35.633	231	216	6	1:22.989	26.594	172	21.951	218	34.444	233	241
3	1:23.962	27.085	172	21.931	218	34.946	232	240	7	1:31.680	26.544	172	<b>21.888</b>	218	43.248		241
4	1:23.546	26.515	172	22.644	<b>219</b>	<b>34.387</b>	<b>234</b>	241									

<b>5</b>	Mario Farnbacher, DEU/ Nathan Morcom, AUS								<b>theoretical besttime: 1:21.450</b>								
1	2:28.300	1:08.886	127	31.438	91	47.976	231		5	1:29.024	31.802	121	22.499	220	34.723	<b>237</b>	242
2	1:22.207	26.445	176	21.507	220	34.255	235	242	<b>6</b>	<b>1:21.525</b>	25.823	<b>178</b>	21.519	220	<b>34.183</b>	234	<b>245</b>
3	1:22.759	26.052	176	21.734	220	34.973	235	244	7	1:32.998	25.992	177	23.232	184	43.774		242
4	1:21.866	26.080	177	<b>21.444</b>	<b>221</b>	34.342	234	244									

<b>6</b>	Philipp Frommenwiler, CHE/ Sebastian Asch, DEU								<b>theoretical besttime: 1:20.896</b>								
1	2:07.919	52.194	144	26.046	160	49.679	234		5	1:24.925	25.881	177	21.387	221	37.657	236	245
2	1:25.870	26.516	176	21.385	222	37.969	237	243	6	1:21.957	26.011	177	<b>21.284</b>	221	34.662	235	245
3	1:21.394	26.003	177	21.419	221	33.972	236	<b>247</b>	7	1:43.691	30.178	140	24.812	186	48.701		242
4	<b>1:21.023</b>	25.985	<b>177</b>	21.307	<b>223</b>	<b>33.731</b>	<b>238</b>	<b>247</b>									

<b>7</b>	Herbert Handlos, AUT/ Alfred Renauer, DEU								<b>theoretical besttime: 1:22.613</b>								
1	2:12.477	55.746	134	26.365	155	50.366	232		6	1:22.906	26.441	<b>176</b>	21.818	219	34.647	235	242
2	1:24.639	27.504	176	22.148	219	34.987	235	240	7	1:23.207	26.443	176	21.824	221	34.940	233	<b>243</b>
3	1:25.801	28.272	172	22.162	220	35.367	234	242	8	1:36.577	29.334	156	23.675	204	43.568		242
4	1:24.593	27.782	176	21.849	<b>222</b>	34.962	<b>236</b>	240	9	2:44.662	1:47.203	167	22.235	220	35.224	235	
5	<b>1:22.879</b>	26.697	175	<b>21.657</b>	222	<b>34.525</b>	235	241	10	1:37.077	26.431	176	24.859	212	45.787		238

<b>8</b>	Robert Renauer, DEU/ Norbert Siedler, AUT								<b>theoretical besttime: 1:21.268</b>								
1	1:55.330	48.449	166	26.606	207	40.275	234		4	1:30.141	29.158	154	24.699	214	36.284	235	245
2	1:24.134	26.751	174	21.842	220	35.541	235	242	5	1:23.484	26.778	175	22.011	221	34.695	<b>236</b>	244
3	<b>1:21.286</b>	25.952	<b>176</b>	<b>21.344</b>	<b>222</b>	<b>33.990</b>	236	244	6	1:31.037	25.934	176	21.517	222	43.586		<b>245</b>



# ADAC GT Masters

## Lap analysis Qualifying 1

Provisional



Lausitzring, Length: 3442 m

Air temperature: 23.7°C

Track temperature: 28.2°C

Weather condition: Dry

**DMSB** Reg. Nr.: 153/14  
Deutscher Motor Sport Bund e.V.

Friday 23.5.2014 16:00

Lap	Time	SE1	SP1	SE2	SP2	SE3	SP3	TSP	Lap	Time	SE1	SP1	SE2	SP2	SE3	SP3	TSP
<b>9</b>	Florian Scholze, DEU/ Dominik Jöst, DEU								<b>theoretical besttime: 1:22.237</b>								
1	2:16.249	1:01.211	125	28.140	138	46.898	232		6	1:26.725	26.850	<b>177</b>	21.779	222	38.096	236	244
2	1:25.854	28.019	173	23.119	219	34.716	234	241	7	1:40.355	30.272	158	24.493	189	45.590		243
3	1:22.803	26.731	175	21.650	222	34.422	<b>237</b>	242	8	2:59.227	2:02.001	174	22.462	219	34.764	233	
4	1:26.506	27.574	175	22.843	218	36.089	236	<b>245</b>	<b>9</b>	<b>1:22.251</b>	26.369	176	<b>21.573</b>	222	34.309	234	240
5	1:22.531	26.525	177	21.711	<b>223</b>	<b>34.295</b>	236	244	10	1:34.931	28.435	174	22.848	220	43.648		241

<b>10</b>	Kelvin van der Linde, ZAF/ Rene Rast, DEU								<b>theoretical besttime: 1:20.912</b>								
1	1:54.510	47.237	140	26.846	163	40.427	229		6	1:25.732	26.147	172	24.007	170	35.578	231	<b>242</b>
2	1:27.232	26.565	173	22.705	214	37.962	230	238	<b>7</b>	<b>1:21.158</b>	25.881	174	<b>21.302</b>	217	<b>33.975</b>	231	239
3	1:22.164	26.066	<b>175</b>	21.589	218	34.509	232	239	8	1:23.846	25.635	174	21.367	218	36.844	231	240
4	1:29.496	27.276	116	25.352	193	36.868	230	241	9	1:43.161	27.529	143	24.006	180	51.626		239
5	1:21.623	26.030	174	21.404	<b>219</b>	34.189	<b>233</b>	239									

<b>11</b>	Fabian Hamprecht, DEU/ Nicki Thiim, DNK								<b>theoretical besttime: 1:21.582</b>								
1	1:59.371	51.595	167	24.948	186	42.828	228		6	1:21.841	26.034	174	21.374	<b>220</b>	34.433	229	241
2	1:24.077	27.324	174	21.836	219	34.917	231	237	7	1:23.158	26.916	174	21.694	219	34.548	232	237
3	1:22.533	26.221	<b>175</b>	21.703	213	34.609	232	241	8	1:22.017	25.991	174	21.582	220	34.444	231	240
4	1:21.772	<b>25.955</b>	174	21.524	220	<b>34.293</b>	<b>233</b>	241	<b>9</b>	<b>1:21.621</b>	25.991	174	<b>21.334</b>	219	34.296	229	239
5	1:25.089	26.610	172	23.404	217	35.075	232	<b>241</b>	10	1:30.228	26.249	174	21.990	216	41.989		236

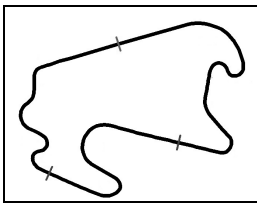
<b>12</b>	Sebastien Ogier, FRA/ Markus Winkelhock, DEU								<b>theoretical besttime: 1:21.489</b>								
1	1:53.480	45.524	168	28.127	153	39.829	228		6	1:33.650	32.007	88	25.724	214	35.919	230	238
2	1:22.508	26.382	174	21.754	218	34.372	<b>232</b>	236	<b>7</b>	<b>1:21.559</b>	26.064	<b>174</b>	<b>21.387</b>	218	<b>34.108</b>	230	238
3	1:36.506	31.297	134	30.552	206	34.657	230	<b>240</b>	8	1:28.337	27.479	165	23.991	181	36.867	228	238
4	1:21.868	26.189	173	21.483	218	34.196	231	238	9	1:30.695	25.994	174	21.393	218	43.308		236
5	1:22.019	26.067	174	21.581	<b>220</b>	34.371	230	239									

<b>14</b>	Florian Spengler, DEU/ Marko Asmer, EST								<b>theoretical besttime: 1:22.467</b>								
1	2:20.512	1:10.213	140	27.344	183	42.955	230		7	1:23.051	26.742	173	21.609	221	34.700	234	242
2	1:26.723	28.258	173	22.716	216	35.749	232	239	8	1:46.710	39.340	138	23.825	219	43.545		242
3	1:24.448	27.661	174	21.804	220	34.983	234	241	9	3:04.523	2:08.427	173	<b>21.545</b>	220	34.551	232	
4	1:23.120	26.725	<b>176</b>	21.606	220	34.789	234	241	10	1:23.061	26.608	175	21.600	221	34.853	232	240
5	<b>1:22.610</b>	26.488	175	21.645	<b>221</b>	<b>34.477</b>	<b>235</b>	243	11	1:22.970	26.445	174	21.704	220	34.821	233	240
6	1:25.777	26.472	176	21.751	219	37.554	233	<b>244</b>	12	1:37.597	26.782	174	24.139	204	46.676		240

<b>16</b>	Rahel Frey, CHE/ Philip Geipel, DEU								<b>theoretical besttime: 1:21.924</b>								
1	2:17.904	1:00.100	133	28.459	140	49.345	217		7	1:22.520	26.438	173	<b>21.402</b>	<b>218</b>	34.680	230	237
2	1:40.590	35.588	132	27.420	138	37.582	228	229	8	1:30.219	30.806	155	23.824	211	35.589	228	237
3	1:23.015	26.816	173	21.686	217	34.513	229	237	9	1:22.178	26.414	173	21.497	218	34.267	229	236
4	1:22.689	26.656	174	21.592	216	34.441	229	238	<b>10</b>	<b>1:22.054</b>	26.408	173	21.441	217	<b>34.205</b>	228	237
5	1:22.340	<b>26.317</b>	173	21.538	217	34.485	<b>231</b>	237	11	1:45.450	28.846	147	26.033	152	50.571		236
6	1:22.530	26.633	<b>174</b>	21.440	217	34.457	229	<b>239</b>									

<b>17</b>	Remo Lips, CHE/ Lennart Marioneck, DEU								<b>theoretical besttime: 1:21.805</b>								
1	2:13.774	1:07.670	168	24.482	203	41.622	233		6	1:23.333	26.439	178	<b>21.419</b>	224	35.475	240	248
2	1:30.741	30.250	173	24.472	193	36.019	237	243	<b>7</b>	<b>1:22.282</b>	26.386	178	21.596	224	34.300	238	248
3	1:22.376	26.610	177	21.502	224	34.264	239	247	8	1:22.475	26.159	<b>179</b>	21.649	223	34.667	237	247
4	1:23.043	26.593	178	21.940	220	34.510	<b>240</b>	248	9	1:42.841	31.522	147	25.301	211	46.018		223
5	1:22.601	26.871	178	21.503	<b>225</b>	<b>34.227</b>	240	<b>248</b>									

<b>18</b>	Toni Seiler, CHE/ Jeroen Bleekemolen, NLD								<b>theoretical besttime: 1:22.093</b>								
1	1:47.220	42.653	162	25.178	197	39.389	236		7	1:34.474	26.927	179	21.863	225	45.684		250
2	1:38.608	29.811	116	28.470	146	40.327	240	245	8	2:42.159	1:38.538	156	25.737	204	37.884	239	
3	1:38.225	28.424	173	26.993	151	42.808	239	249	9	1:22.850	26.774	178	21.675	225	34.401	239	248
4	1:29.678	31.461	172	22.869	222	35.348	241	248	<b>10</b>	<b>1:22.404</b>	26.384	179	21.758	225	34.262	238	248
5	1:22.782	26.746	179	21.696	226	34.340	<b>242</b>	250	11	1:22.790	26.997	179	21.668	224	<b>34.125</b>	240	247



# ADAC GT Masters

## Lap analysis Qualifying 1

Provisional



Lausitzring, Length: 3442 m

Air temperature: 23.7°C

Track temperature: 28.2°C

Weather condition: Dry



Reg. Nr.: 153/14

Friday 23.5.2014 16:00

Lap	Time	SE1	SP1	SE2	SP2	SE3	SP3	TSP	Lap	Time	SE1	SP1	SE2	SP2	SE3	SP3	TSP
6	1:23.213	26.708	<b>180</b>	21.725	<b>226</b>	34.780	240	<b>250</b>	12	1:36.370	26.645	179	<b>21.584</b>	225	48.141		248

### 19 Claudia Hürtgen, DEU/ Dominik Baumann, AUT

theoretical besttime: 1:21.157

1	1:33.842	35.533	169	22.849	215	35.460	229		7	1:21.394	26.020	176	21.252	223	34.122	236	242
2	1:22.867	26.779	175	21.569	215	34.519	233	237	<b>8</b>	<b>1:21.193</b>	26.055	176	<b>21.142</b>	221	<b>33.996</b>	232	242
3	1:22.014	26.613	175	21.361	222	34.040	234	240	9	1:34.273	27.650	170	22.744	217	43.879		242
4	1:22.042	26.339	175	21.354	221	34.349	<b>236</b>	239	10	4:37.766	3:38.176	138	24.102	215	35.488	233	
5	1:28.029	26.668	176	24.485	221	36.876	235	241	11	1:21.844	26.019	176	21.358	222	34.467	234	240
6	1:22.585	26.039	176	22.009	<b>224</b>	34.537	235	<b>243</b>	12	1:32.188	26.022	<b>177</b>	21.291	220	44.875		240

### 20 Max Sandritter, DEU/ Jens Klingmann, DEU

theoretical besttime: 1:21.406

1	1:35.262	36.596	160	23.287	214	35.379	229		8	2:08.545	26.163	175	21.403	222	1:20.979		239
2	1:23.005	26.783	175	21.434	219	34.788	230	236	9	5:55.535	4:58.377	172	21.795	216	35.363	234	
3	1:22.372	26.661	175	21.337	221	34.374	232	239	<b>10</b>	<b>1:21.891</b>	26.070	175	21.447	221	34.374	234	241
4	1:22.144	26.467	174	21.418	221	34.259	233	240	11	1:22.204	26.332	<b>177</b>	21.284	222	34.588	<b>235</b>	242
5	1:21.931	26.172	175	21.528	221	<b>34.231</b>	235	241	12	1:29.697	31.819	152	22.847	220	35.031	234	<b>242</b>
6	1:22.129	26.380	175	<b>21.207</b>	222	34.542	231	240	13	1:37.541	25.968	175	21.257	<b>223</b>	50.316		240
7	1:21.933	26.162	174	21.293	221	34.478	233	240									

### 21 Luca Ludwig, DEU/ Alon Day, ISR

theoretical besttime: 1:21.136

1	2:02.914	50.086	155	25.818	174	47.010	235		6	1:22.534	26.046	178	21.378	225	35.110	233	244
2	1:27.503	27.627	177	21.671	223	38.205	237	244	7	1:23.633	26.623	177	21.439	222	35.571	237	245
3	1:22.262	26.311	178	21.741	222	34.210	236	246	8	1:23.568	25.884	<b>180</b>	21.376	224	36.308	<b>237</b>	245
4	1:28.287	27.537	174	26.303	173	34.447	237	245	<b>9</b>	<b>1:21.296</b>	25.756	180	21.477	223	<b>34.063</b>	236	<b>247</b>
5	1:21.441	25.912	179	<b>21.317</b>	<b>225</b>	34.212	235	246	10	1:34.119	26.085	179	21.816	180	46.218		244

### 22 Nico Bastian, DEU/ Jaime Alguersuari, ESP

theoretical besttime: 1:21.326

1	1:58.707	51.719	170	24.589	181	42.399	235		9	1:21.715	26.034	177	21.620	220	34.061	237	247
2	1:23.384	26.451	177	21.575	222	35.358	236	244	10	1:21.610	26.008	177	21.558	221	34.044	237	246
3	1:22.159	26.314	178	21.587	<b>223</b>	34.258	<b>239</b>	246	11	1:30.795	26.869	178	21.960	222	41.966		245
4	1:22.623	26.487	178	21.800	221	34.336	238	<b>248</b>	12	4:24.587	3:28.771	177	21.463	221	34.353	236	
5	1:22.046	26.258	178	21.612	222	34.176	238	247	13	1:21.905	26.078	178	21.540	222	34.287	236	244
6	1:21.884	<b>26.002</b>	178	21.686	219	34.196	233	247	<b>14</b>	<b>1:21.332</b>	26.008	178	<b>21.332</b>	223	<b>33.992</b>	234	244
7	1:28.203	26.336	178	24.297	126	37.570	238	245	15	1:32.199	26.353	<b>179</b>	21.603	222	44.243		242
8	1:23.844	26.107	176	21.575	221	36.162	238	248									

### 23 Jan Seyffarth, DEU/ Maro Engel, DEU

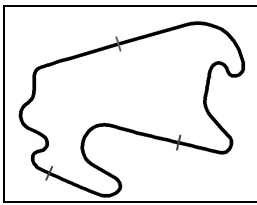
theoretical besttime: 1:21.622

1	1:57.752	51.042	162	24.978	201	41.732	234		8	1:34.809	28.017	142	28.442	132	38.350	237	246
2	1:26.387	26.583	176	21.541	221	38.263	235	244	9	1:31.495	26.186	176	21.640	221	43.669		246
3	1:22.766	26.717	176	21.730	221	34.319	237	245	10	7:05.971	6:09.971	176	21.718	220	34.282	236	
4	1:22.415	26.428	176	21.741	220	34.246	237	246	<b>11</b>	<b>1:21.777</b>	26.306	177	<b>21.477</b>	223	<b>33.994</b>	236	244
5	1:22.367	26.178	177	21.617	216	34.572	237	246	12	1:21.880	26.326	176	21.481	224	34.073	234	245
6	1:22.084	26.187	176	21.674	221	34.223	237	246	13	1:31.255	26.315	176	21.620	<b>224</b>	43.320		243
7	1:21.994	<b>26.151</b>	<b>177</b>	21.599	223	34.244	<b>237</b>	<b>246</b>									

### 24 Albert von Thurn und Taxis, DEU/ Tomas Enge, CZE

theoretical besttime: 1:23.192

1	2:10.751	54.155	165	26.255	151	50.341	245		<b>8</b>	<b>1:23.409</b>	26.877	181	21.795	231	34.737	247	256
2	1:24.352	27.852	181	21.932	229	34.568	247	255	9	1:34.185	27.865	180	22.006	229	44.314		256
3	1:24.431	27.915	178	21.859	<b>231</b>	34.657	247	256	10	2:44.605	1:45.818	178	22.459	223	36.328	248	
4	1:24.886	27.628	181	21.853	230	35.405	246	257	11	1:23.627	27.267	181	21.814	230	<b>34.546</b>	246	257
	<del>1:23.153</del>	<del>27.104</del>	<del>183</del>	<del>21.712</del>	<del>230</del>	<del>34.337</del>	<del>247</del>	<del>256</del>	12	1:23.736	26.887	182	21.804	230	35.045	247	256
5	1:31.156	28.071	180	22.746	175	40.339	<b>248</b>	257	13	1:23.624	27.154	<b>182</b>	<b>21.769</b>	231	34.701	246	256
6	1:24.290	27.184	179	21.921	230	35.185	247	<b>258</b>	14	1:40.645	27.245	181	23.234	188	50.166		256
7	1:23.633	27.106	180	21.939	230	34.588	247	256									



# ADAC GT Masters

## Lap analysis Qualifying 1

Provisional



Lausitzring, Length: 3442 m

Air temperature: 23.7°C

Track temperature: 28.2°C

Weather condition: Dry

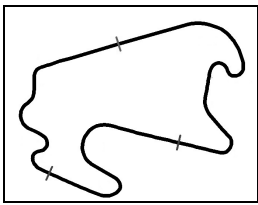
**DMSB** Reg. Nr.: 153/14  
Deutscher Motor Sport Bund e.V.

Friday 23.5.2014 16:00

Lap	Time	SE1	SP1	SE2	SP2	SE3	SP3	TSP	Lap	Time	SE1	SP1	SE2	SP2	SE3	SP3	TSP
<b>26</b>	Maximilian Buhk, DEU/ Maximilian Götz, DEU								<b>theoretical besttime: 1:21.132</b>								
1	1:56.954	49.339	165	26.134	187	41.481	234		5	1:21.360	26.021	179	21.321	225	34.018	238	246
2	1:23.764	26.426	177	21.406	224	35.932	236	243	6	1:21.303	25.939	<b>179</b>	21.421	224	<b>33.943</b>	238	247
3	1:22.001	26.301	176	21.282	224	34.418	237	245	<b>7</b>	<b>1:21.251</b>	25.945	179	<b>21.267</b>	224	34.039	<b>238</b>	247
4	1:21.737	26.363	177	21.300	224	34.074	237	246	8	1:31.351	25.922	<b>179</b>	21.390	<b>225</b>	44.039		<b>247</b>

<b>27</b>	Luca Stolz, DEU/ Heinz-Harald Frentzen, DEU								<b>theoretical besttime: 1:21.887</b>								
1	2:24.173	1:03.776	162	28.397	140	52.000	228		5	1:25.809	26.460	177	21.520	<b>223</b>	37.829	236	246
2	1:23.425	27.258	176	21.645	222	34.522	237	237	6	1:22.022	26.220	<b>178</b>	<b>21.443</b>	222	34.359	<b>238</b>	245
3	1:27.272	30.977	171	21.760	222	34.535	236	246	7	1:34.663	26.428	174	24.667	129	43.568	235	<b>247</b>
4	<b>1:21.985</b>	26.229	176	21.532	221	<b>34.224</b>	237	245	8	1:37.213	27.216	175	21.686	221	48.311		244

<b>100</b>	Florian Stoll, DEU/ Daniel Dobitsch, AUT								<b>theoretical besttime: 1:20.911</b>								
1	1:42.292	40.228	153	24.491	204	37.573	229		8	1:22.887	26.059	175	22.089	220	34.739	230	239
2	1:28.572	26.856	175	24.035	164	37.681	230	237	9	1:35.835	26.247	175	22.855	204	46.733		238
3	1:22.151	26.402	175	21.598	220	34.151	231	239	10	8:03.457	7:02.780	147	24.377	181	36.300	228	
4	1:21.448	26.246	175	21.346	220	<b>33.856</b>	<b>232</b>	239	11	1:21.721	26.153	175	21.442	220	34.126	229	235
5	<b>1:21.384</b>	26.027	<b>176</b>	21.450	220	33.907	232	<b>241</b>	12	1:21.691	25.782	176	21.445	220	34.464	229	237
6	1:22.165	25.822	175	21.980	221	34.363	231	239	13	1:21.470	25.953	174	21.335	<b>221</b>	34.182	231	237
7	1:21.387	26.122	<b>176</b>	<b>21.273</b>	220	33.992	231	239	14	1:57.956	31.977	128	28.798	138	57.181		238



# ADAC GT Masters

## Vmax list Qualifying 1

Provisional



Lausitzring, Length: 3442 m

Air temperature: 23.7°C

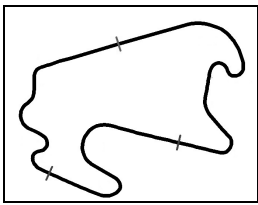
Track temperature: 28.1°C

Weather condition: Dry

**DMSB** Reg. Nr.: 153/14  
Deutscher Motor Sport Bund e.V.

Friday 23.5.2014 16:00

Nr	Team, Car, Driver, Nat	Top speed
24	<b>Reiter Engineering, Chevrolet Camaro GT</b> von Thurn und Taxis Albert , DEU Enge Tomas , CZE	257,51 km/h
1	<b>Callaway Competition, Corvette Z06.R GT3</b> Keilwitz Daniel , DEU Gavin Oliver , GBR	252,08 km/h
2	<b>Callaway Competition, Corvette Z06.R GT3</b> Assenheimer Patrick , DEU Alessi Diego , ITA	251,07 km/h
18	<b>Callaway Competition, Corvette Z06.R GT3</b> Seiler Toni , CHE Bleekemolen Jeroen , NLD	250,49 km/h
17	<b>Callaway Competition, Corvette Z06.R GT3</b> Lips Remo , CHE Marioneck Lennart , DEU	248,46 km/h
22	<b>ROWE Racing, Mercedes-Benz SLS AMG GT3</b> Bastian Nico , DEU Alguersuari Jaime , ESP	248,23 km/h
26	<b>H.T.P. Motorsport, Mercedes-Benz SLS AMG GT3</b> Buhk Maximilian , DEU Götz Maximilian , DEU	247,03 km/h
27	<b>H.T.P. Motorsport, Mercedes-Benz SLS AMG GT3</b> Stolz Luca , DEU Frentzen Heinz-Harald , DEU	246,64 km/h
6	<b>Farnbacher Racing, Porsche 911 GT3 R</b> Frommenwiler Philipp , CHE Asch Sebastian , DEU	246,58 km/h
21	<b>BKK Mobil Oil Zakspeed, Mercedes-Benz SLS AMG GT3</b> Ludwig Luca , DEU Day Alon , ISR	246,52 km/h
23	<b>ROWE Racing, Mercedes-Benz SLS AMG GT3</b> Seyffarth Jan , DEU Engel Maro , DEU	246,41 km/h
8	<b>TONINO Team Herberth, Porsche 911 GT3 R</b> Renauer Robert , DEU Siedler Norbert , AUT	245,06 km/h
5	<b>Farnbacher Racing, Porsche 911 GT3 R</b> Farnbacher Mario , DEU Morcom Nathan , AUS	244,78 km/h
9	<b>TONINO Team Herberth, Porsche 911 GT3 R</b> Scholze Florian , DEU Jöst Dominik , DEU	244,67 km/h



# ADAC GT Masters

## Vmax list Qualifying 1

Provisional



Lausitzring, Length: 3442 m

Air temperature: 23.7°C

Track temperature: 28.1°C

Weather condition: Dry

**DMSB** Reg. Nr.: 153/14  
Deutscher Motor Sport Bund e.V.

Friday 23.5.2014 16:00

Nr	Team, Car, Driver, Nat	Top speed
14	<b>MRS GT-Racing, McLaren MP4-12C GT3</b> Spengler Florian , DEU Asmer Marko , EST	243,51 km/h
19	<b>PIXUM Team Schubert, BMW Z4 GT3</b> Hürtgen Claudia , DEU Baumann Dominik , AUT	243,01 km/h
7	<b>TONINO Team Herberth, Porsche 911 GT3 R</b> Handlos Herbert , AUT Renauer Alfred , DEU	242,52 km/h
4	<b>GW IT Racing Team Schütz Motorsport, Porsche 911 GT3 R</b> Wossos Antonios , GRC Nathan Wolf , NLD	242,30 km/h
3	<b>GW IT Racing Team Schütz Motorsport, Porsche 911 GT3 R</b> Ragginger Martin , AUT van Lagen Jaap , NLD	242,25 km/h
20	<b>PIXUM Team Schubert, BMW Z4 GT3</b> Sandritter Max , DEU Klingmann Jens , DEU	242,25 km/h
10	<b>Prosperia C. Abt Racing, Audi R8 LMS ultra</b> van der Linde Kelvin , ZAF Rast Rene , DEU	241,65 km/h
11	<b>Prosperia C. Abt Racing, Audi R8 LMS ultra</b> Hamprecht Fabian , DEU Thiim Nicki , DNK	241,32 km/h
100	<b>kfzteile24 APR Motorsport, Audi R8 LMS ultra</b> Stoll Florian , DEU Dobitsch Daniel , AUT	240,51 km/h
12	<b>Prosperia C. Abt Racing, Audi R8 LMS ultra</b> Ogier Sebastien , FRA Winkelhock Markus , DEU	240,19 km/h
16	<b>YACO Racing, Audi R8 LMS ultra</b> Frey Rahel , CHE Geipel Philip , DEU	239,39 km/h