

ADAC GT Masters

Result List Qualifying 2



Provisional

Lausitzring, Length: 3442 m

Air temperature: 20.4°C

Track temperature: 24.7°C

Weather condition: Wet

DMSB Reg. Nr.: 153/14
Deutscher Motor Sport Bund e.V.

Friday 23.5.2014 16:35

started : 25 classified : 25 not classified : 0

	Drivers	Team	Car	Lap	Best Time	Gap	Diff	Kph	Day Time
1	19 C.Hürtgen/D.Baumann	PIXUM Team Schubert	BMW Z4 GT3	7	1:21.003			153,0	16:54:49
2	18 T.Seiler(*G*)/J.Bleekemolen	Callaway Competition	Corvette Z06.R GT3	7	1:21.167	0.164	0.164	152,7	16:54:54
3	10 K.van der Linde/R.Rast	Prosperia C. Abt Racing	Audi R8 LMS ultra	6	1:21.321	0.318	0.154	152,4	16:53:39
4	8 R.Renauer/N.Siedler	TONINO Team Herberth	Porsche 911 GT3 R	6	1:21.329	0.326	0.008	152,4	16:53:35
5	11 F.Hamprecht/N.Thiim	Prosperia C. Abt Racing	Audi R8 LMS ultra	7	1:21.502	0.499	0.173	152,0	16:55:32
6	26 M.Buhk/M.Götz	H.T.P. Motorsport	Mercedes-Benz SLS AMG GT3	7	1:21.510	0.507	0.008	152,0	16:55:10
7	6 P.Frommenwiler/S.Asch	Farnbacher Racing	Porsche 911 GT3 R	6	1:21.568	0.565	0.058	151,9	16:53:51
8	20 M.Sandritter/J.Klingmann	PIXUM Team Schubert	BMW Z4 GT3	7	1:21.660	0.657	0.092	151,7	16:54:50
9	3 M.Ragginger/J.van Lagen	GW IT Racing Team Schütz Motors	Porsche 911 GT3 R	5	1:21.706	0.703	0.046	151,7	16:52:42
10	1 D.Keilwitz/O.Gavin	Callaway Competition	Corvette Z06.R GT3	6	1:21.824	0.821	0.118	151,4	16:53:29
11	23 J.Seyffarth/M.Engel	ROWE Racing	Mercedes-Benz SLS AMG GT3	7	1:21.920	0.917	0.096	151,3	16:55:07
12	22 N.Bastian/J.Alguersuari	ROWE Racing	Mercedes-Benz SLS AMG GT3	7	1:21.973	0.970	0.053	151,2	16:55:30
13	16 R.Frey/P.Geipel	YACO Racing	Audi R8 LMS ultra	7	1:22.048	1.045	0.075	151,0	16:55:17
14	21 L.Ludwig/A.Day	BKK Mobil Oil Zakspeed	Mercedes-Benz SLS AMG GT3	6	1:22.068	1.065	0.020	151,0	16:53:40
15	24 A.von Thurn und Taxis/T.Engel	Reiter Engineering	Chevrolet Camaro GT	7	1:22.096	1.093	0.028	150,9	16:55:15
16	7 H.Handlos(*G*)/A.Renauer	TONINO Team Herberth	Porsche 911 GT3 R	6	1:22.184	1.181	0.088	150,8	16:54:03
17	5 M.Farnbacher/N.Morcom	Farnbacher Racing	Porsche 911 GT3 R	7	1:22.232	1.229	0.048	150,7	16:55:14
18	14 F.Spengler/M.Asmer	MRS GT-Racing	McLaren MP4-12C GT3	7	1:22.462	1.459	0.230	150,3	16:55:21
19	12 S.Ogier/M.Winkelhock	Prosperia C. Abt Racing	Audi R8 LMS ultra	7	1:22.554	1.551	0.092	150,1	16:55:39
20	2 P.Assenheimer/D.Alessi	Callaway Competition	Corvette Z06.R GT3	2	1:22.943	1.940	0.389	149,4	16:49:17
21	17 R.Lips(*G*)/L.Marionek	Callaway Competition	Corvette Z06.R GT3	4	1:23.144	2.141	0.201	149,0	16:50:50
22	27 L.Stolz/H.Frentzen	H.T.P. Motorsport	Mercedes-Benz SLS AMG GT3	3	1:23.648	2.645	0.504	148,1	16:49:50
23	100 F.Stoll/D.Dobitsch	kfzteile24 APR Motorsport	Audi R8 LMS ultra	3	1:24.258	3.255	0.610	147,1	16:49:58
24	9 F.Scholze(*G*)/D.Jöst(*G*)	TONINO Team Herberth	Porsche 911 GT3 R	2	1:24.294	3.291	0.036	147,0	16:48:14
25	4 A.Wossos(*G*)/W.Nathan(*G*)	GW IT Racing Team Schütz Motors	Porsche 911 GT3 R	7	1:24.631	3.628	0.337	146,4	16:55:45

race director decision no. 19, 20 cancellation of the fastest lap time for car no. 2,21

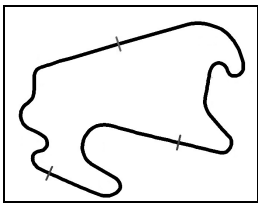
(*G*) marks the gentlemen driver

Subject to final scrutineering!

Publications Time:

Clerk of the course:

Time Keeping:



ADAC GT Masters

Lap analysis Qualifying 2

Provisional



Lausitzring, Length: 3442 m

Air temperature: 20.4°C

Track temperature: 24.6°C

Weather condition: Wet

DMSB Reg. Nr.: 153/14
Deutscher Motor Sport Bund e.V.

Friday 23.5.2014 16:35

Lap	Time	SE1	SP1	SE2	SP2	SE3	SP3	TSP	Lap	Time	SE1	SP1	SE2	SP2	SE3	SP3	TSP
1	Daniel Keilwitz, DEU/ Oliver Gavin, GBR								theoretical besttime: 1:21.641								
1	1:36.203	38.049	175	23.088	223	35.066	245		5	1:22.173	26.743	183	21.518	227	33.912	242	251
2	1:23.774	27.711	181	21.859	228	34.204	245	251	6	1:21.824	26.211	182	21.555	227	34.058	242	251
3	1:23.062	27.178	181	21.768	227	34.116	246	250	7	1:22.314	26.373	183	21.756	228	34.185	242	251
4	1:23.087	27.318	182	21.569	226	34.200	242	251									

2	Patrick Assenheimer, DEU/ Diego Alessi, ITA								theoretical besttime: 1:22.560								
1	1:31.782	34.356	178	22.659	222	34.767	240		4	1:22.972	27.246	181	21.557	226	34.169	240	251
	1:22.867	26.977	179	21.789	227	34.101	240	249	5	1:23.200	27.036	181	21.653	227	34.511	240	249
2	1:22.943	27.322	180	21.654	227	33.967	242	249	6	1:41.033	27.080	179	24.972	220	48.981		249
3	1:24.034	27.872	180	22.086	226	34.076	241	249									

3	Martin Ragginger, AUT/ Jaap van Lagen, NLD								theoretical besttime: 1:21.706								
1	1:56.738	52.451	166	23.547	216	40.740	230		4	1:37.747	28.974	172	23.010	207	45.763	231	238
2	1:23.158	27.032	174	21.843	218	34.283	231	238	5	1:21.706	26.279	175	21.464	220	33.963	230	239
3	1:23.026	26.701	176	22.019	221	34.306	231	240	6	1:31.554	26.395	175	21.561	220	43.598		238

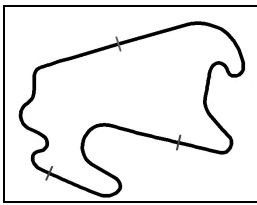
4	Antonios Wossos, GRC/ Wolf Nathan, NLD								theoretical besttime: 1:24.466								
1	2:11.168	1:07.200	157	25.553	183	38.415	231		5	1:24.861	27.332	174	22.355	216	35.174	232	239
2	1:28.435	29.194	170	23.309	215	35.932	231	239	6	1:24.683	27.415	174	22.236	212	35.032	230	240
3	1:25.345	27.892	174	22.260	218	35.193	231	239	7	1:24.631	27.444	174	22.289	218	34.898	230	238
4	1:26.495	27.995	174	22.462	217	36.038	230	239									

5	Mario Farnbacher, DEU/ Nathan Morcom, AUS								theoretical besttime: 1:22.232								
1	1:52.852	49.132	166	24.228	214	39.492	231		5	1:23.036	26.789	176	21.695	221	34.552	235	242
2	1:25.249	27.759	174	22.292	219	35.198	235	241	6	1:22.540	26.358	176	21.695	221	34.487	234	243
3	1:23.951	27.019	176	22.086	220	34.846	235	243	7	1:22.232	26.169	176	21.679	221	34.384	233	242
4	1:25.425	27.079	176	22.888	217	35.458	233	243									

6	Philipp Frommenwiler, CHE/ Sebastian Asch, DEU								theoretical besttime: 1:21.531								
1	1:52.323	48.221	167	24.635	214	39.467	234		6	1:21.568	26.272	177	21.379	222	33.917	235	242
2	1:25.146	26.579	175	22.063	221	36.504	233	246	7	1:29.437	26.235	176	21.485	221	41.717		245
3	1:22.600	26.768	176	21.716	221	34.116	238	242	8	15:11.765	14:01.786	164	26.929	178	43.050	225	
4	1:26.826	28.056	175	21.906		36.864	235	245	9	1:40.840	32.477	169	26.752	204	41.611	230	234
5	1:22.967	26.700	176	21.440	221	34.827	234	243									

7	Herbert Handlos, AUT/ Alfred Renauer, DEU								theoretical besttime: 1:22.184								
1	1:49.116	45.952	169	23.864	181	39.300	232		7	1:36.146	28.854	172	22.828	216	44.464		240
2	1:23.854	27.245	174	21.861	220	34.748	237	239	8	10:09.055	9:01.233	164	25.706	208	42.116	221	
3	1:28.537	28.876	173	24.236	214	35.425	234	245	9	1:40.393	32.832	165	26.099	210	41.462	224	232
4	1:37.406	27.280	174	23.944	164	46.182	231	240	10	1:39.604	31.864	166	26.109	207	41.631	226	233
5	1:22.645	26.685	176	21.501	223	34.459	231	240									
6	1:22.184	26.603	177	21.418	221	34.163	233	238									

8	Robert Renauer, DEU/ Norbert Siedler, AUT								theoretical besttime: 1:21.329								
1	1:43.221	39.039	171	24.330	214	39.852	233		7	1:30.930	26.720	173	25.671	136	38.539	233	243
2	1:22.585	26.718	175	21.663	219	34.204	235	240	8	1:49.830	27.515	140	25.666	186	56.649		243
3	1:25.296	27.039	176	22.657	194	35.600	234	242	9	8:49.624	7:41.410	166	26.218	199	41.996	221	
4	1:21.836	26.450	176	21.393	221	33.993	236	242	10	1:38.855	32.395	169	25.583	208	40.877	226	231
5	1:21.554	26.358	177	21.376	222	33.820	235	243									
6	1:21.329	26.278	177	21.316	222	33.735	235	243									



ADAC GT Masters

Lap analysis Qualifying 2



Provisional

Lausitzring, Length: 3442 m

Air temperature: 20.4°C

Track temperature: 24.6°C

Weather condition: Wet



Reg. Nr.: 153/14

Friday 23.5.2014 16:35

Lap	Time	SE1	SP1	SE2	SP2	SE3	SP3	TSP	Lap	Time	SE1	SP1	SE2	SP2	SE3	SP3	TSP
9	Florian Scholze, DEU/ Dominik Jöst, DEU								theoretical besttime: 1:23.464								
1	1:50.872	44.495	167	24.326	211	42.051	231		5	1:35.166	28.245	174	21.834	222	45.087		242
2	1:24.294	27.100	174	22.229	220	34.965	232	240	6	2:22.038	1:24.516	174	22.028	219	35.494	233	
3	1:24.677	27.377	175	21.766	221	35.534	235	241	7	1:44.369	28.127	150	22.391	220	53.851		241
4	1:24.407	27.787	174	22.022	219	34.598	233	243									

10	Kelvin van der Linde, ZAF/ Rene Rast, DEU								theoretical besttime: 1:21.056								
1	1:46.416	40.720	170	23.691	209	42.005	229		6	1:21.321	26.419	175	21.199	220	33.703	230	238
2	1:23.741	27.305	175	22.105	219	34.331	230	238	7	1:21.471	26.154	176	21.209	220	34.108	231	238
3	1:22.146	26.618	175	21.591	218	33.937	232	239	8	1:49.361	26.866	172	24.077	140	58.418		239
4	1:24.018	26.807	174	21.651	219	35.560	231	240									
5	1:21.761	26.324	176	21.278	220	34.159	230	239									

11	Fabian Hamprecht, DEU/ Nicki Thiim, DNK								theoretical besttime: 1:21.417								
1	1:44.631	40.073	166	23.549	209	41.009	230		5	1:22.752	26.789	173	21.593	219	34.370	230	236
2	1:23.107	26.730	173	21.806	218	34.571	229	238	6	1:21.549	26.183	174	21.322	219	34.044	230	238
3	1:28.916	27.107	171	24.631	153	37.178	230	238	7	1:21.502	26.051	174	21.366	220	34.085	230	238
4	1:50.733	40.813	98	26.200	200	43.720	228	238									

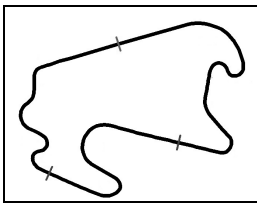
12	Sebastien Ogier, FRA/ Markus Winkelhock, DEU								theoretical besttime: 1:22.411								
1	1:54.340	50.532	160	24.572	212	39.236	228		9	7:05.108	5:53.875	99	28.075	172	43.158	214	
2	1:24.994	27.680	173	22.387	216	34.927	229	237	10	1:41.021	32.570	164	26.008	204	42.443	216	224
3	1:23.638	26.987	173	21.910	219	34.741	229	238	11	1:40.473	31.923	165	26.472	200	42.078	218	226
4	1:47.901	46.100	168	22.913	215	38.888	227	238	12	1:38.853	31.500	165	25.777	205	41.576	220	228
5	1:23.702	27.014	173	22.017	216	34.671	229	235	13	1:39.067	31.643	164	26.373	205	41.051	221	229
6	1:22.828	26.558	174	21.813	218	34.457	229	237	14	1:40.177	32.649	165	25.965	206	41.563	221	230
7	1:22.554	26.701	174	21.519	218	34.334	230	237	15	1:38.415	31.475	166	25.915	208	41.025	221	231
8	1:52.207	30.419	149	29.798	143	51.990		238									

14	Florian Spengler, DEU/ Marko Asmer, EST								theoretical besttime: 1:22.462								
1	1:48.540	41.421	165	24.056	204	43.063	232		6	1:23.573	26.956	174	21.885	217	34.732	233	240
2	1:24.143	26.986	175	22.191	218	34.966	234	241	7	1:22.462	26.443	175	21.581	220	34.438	234	241
3	1:25.281	27.483	174	22.493	220	35.305	234	240	8	1:48.683	27.011	172	26.087	173	55.585		242
4	1:31.304	30.894	108	24.194	171	36.216	233	242									
5	1:26.999	27.205	176	22.054	218	37.740	233	241									

16	Rahel Frey, CHE/ Philip Geipel, DEU								theoretical besttime: 1:22.044								
1	2:00.207	55.775	162	28.043	194	36.389	228		6	1:22.674	26.245	175	21.401	218	35.028	227	237
2	1:22.841	26.564	171	21.701	222	34.576	238	234	7	1:22.048	26.140	173	21.405	219	34.503	230	237
3	1:22.847	26.670	173	21.588	219	34.589	228	239	8	1:48.815	26.668	172	21.807	218	1:00.340		238
4	1:25.286	27.371	171	22.945	215	34.970		240									
5	1:22.298	26.303	174	21.458	218	34.537	229	239									

17	Remo Lips, CHE/ Lennart Marioneck, DEU								theoretical besttime: 1:22.142								
1	1:40.186	37.965	172	23.879	220	38.342	239		5	1:49.625	26.555	181	21.444	226	1:01.626		248
2	1:23.645	26.845	179	22.155	222	34.645	239	247	6	2:54.624	1:53.704	179	22.007	224	38.913	240	
3	1:23.809	27.246	179	22.030	222	34.533	240	248	7	1:44.088	29.560	157	25.277	207	49.251		248
4	1:23.144	27.197	180	21.804	224	34.143	239	248									

18	Toni Seiler, CHE/ Jeroen Bleekemolen, NLD								theoretical besttime: 1:21.122								
1	1:35.968	36.710	172	23.394	217	35.864	241		6	1:21.703	26.605	180	21.303	227	33.795	240	248
2	1:23.700	27.640	179	21.888	225	34.172	240	249	7	1:21.167	26.182	182	21.145	229	33.840	242	248
3	1:27.216	28.640	177	23.602	223	34.974	240	248	8	1:43.955	28.242	174	23.414	223	52.299		250
4	1:23.063	27.350	180	21.558	226	34.155	240	249									
5	1:21.986	26.604	180	21.365	223	34.017	240	249									



ADAC GT Masters

Lap analysis Qualifying 2

Provisional



Lausitzring, Length: 3442 m

Air temperature: 20.4°C

Track temperature: 24.6°C

Weather condition: Wet



Reg. Nr.: 153/14

Friday 23.5.2014 16:35

Lap	Time	SE1	SP1	SE2	SP2	SE3	SP3	TSP	Lap	Time	SE1	SP1	SE2	SP2	SE3	SP3	TSP
19 Claudia Hürtgen, DEU/ Dominik Baumann, AUT									theoretical besttime: 1:21.003								
1	1:34.623	36.141	170	22.877	215	35.605	234		7	1:21.003	26.164	175	21.020	224	33.819	233	240
2	1:22.917	26.674	175	21.917	222	34.326	234	239	8	1:38.121	26.431	175	21.400	224	50.290		241
3	1:23.733	27.834	174	21.748	222	34.151	231	241	9	11:04.270	9:55.441	162	26.688	208	42.141	219	
4	1:22.228	26.948	176	21.275	225	34.005	234	239	10	1:39.692	32.707	164	26.123	203	40.862	226	227
5	1:21.639	26.552	177	21.151	224	33.936	234	240									
6	1:23.775	26.793	176	21.680	213	35.302	235	240									

20 Max Sandritter, DEU/ Jens Klingmann, DEU									theoretical besttime: 1:21.572								
1	1:33.595	34.375	168	23.335	213	35.885	232		9	1:45.714	32.597	153	25.343	203	47.774		212
2	1:23.689	27.448	175	21.719	221	34.522	232	239	10	7:20.571	6:13.493	165	25.918	186	41.160	226	
3	1:24.760	28.286	165	21.950		34.524	233	238	11	1:38.816	32.687	167	25.275	208	40.854	227	232
4	1:22.952	27.162	175	21.508	222	34.282	233	240	12	1:38.952	32.496	168	25.413	209	41.043	227	235
5	1:22.423	26.810	176	21.270	222	34.343	231	240	13	1:38.874	32.516	168	25.305	209	41.053	229	235
6	1:21.931	26.456	176	21.170	222	34.305	234	238	14	1:38.700	32.264	169	25.514	207	40.922	226	235
7	1:21.660	26.301	176	21.258	223	34.101	234	240									
8	1:22.525	26.602	175	21.481	223	34.442	232	239									

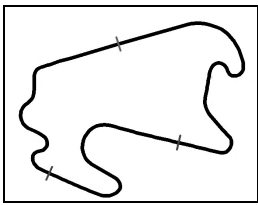
21 Luca Ludwig, DEU/ Alon Day, ISR									theoretical besttime: 1:21.418									
1	1:38.989	38.608	171	23.482	220	36.899	237		6	1:22.068	26.334	179	21.412	221	34.322	237	245	
2	1:22.103	26.323	179	21.741	223	34.039	238	246			1:21.157	26.040	180	21.344	225	33.773	239	246
3	1:24.881	27.644	175	21.994	224	35.243	237	247	7	1:56.404	27.515	177	21.740	223	1:07.149		248	
4	1:22.761	27.202	178	21.525	224	34.034	237	245										
5	1:30.128	26.375	180	23.304	149	40.449	236	244										

22 Nico Bastian, DEU/ Jaime Alguersuari, ESP									theoretical besttime: 1:21.918								
1	2:08.596	56.008	71	29.327	200	43.261	233		6	1:22.219	26.731	179	21.440	222	34.048	236	244
2	1:24.599	27.815	177	22.336	222	34.448	235	243	7	1:21.973	26.554	179	21.495	223	33.924	235	245
3	1:23.121	27.011	177	21.906	222	34.204	237	244	8	1:46.202	31.128	163	25.568	172	49.506		244
4	1:27.352	27.935	176	22.155	223	37.262	235	244	9	11:02.519	9:51.045	153	27.461	169	44.013	221	
5	1:23.469	27.302	177	21.872	223	34.295	236	244									

23 Jan Seyffarth, DEU/ Maro Engel, DEU									theoretical besttime: 1:21.878								
1	1:47.637	42.617	171	23.404	215	41.616	235		7	1:21.920	26.228	179	21.453	224	34.239	238	246
2	1:23.268	27.015	178	21.792	224	34.461	237	244	8	1:40.437	27.007	177	21.775	224	51.655		247
3	1:22.604	26.668	177	21.612	224	34.324	238	246	9	8:29.250	7:21.645	165	26.545	208	41.060	227	
4	1:24.245	27.246	178	21.612	223	35.387	237	247	10	1:39.003	32.688	167	25.681	212	40.634	230	236
5	1:24.897	27.480	178	22.031	223	35.386	237	246	11	1:39.307	32.412	165	25.606	211	41.289	230	238
6	1:23.026	26.956	179	21.873	224	34.197	237	246									

24 Albert von Thurn und Taxis, DEU/ Tomas Enge, CZE									theoretical besttime: 1:21.961								
1	1:58.378	53.944	169	23.838	222	40.596	247		7	1:22.096	26.295	183	21.683	229	34.118	248	258
2	1:23.121	27.296	183	21.642	229	34.183	247	256	8	1:49.019	28.509	140	23.151	228	57.359		257
3	1:22.806	27.019	183	21.631	231	34.156	248	256	9	7:41.670	6:30.981	159	27.894	206	42.795	231	
4	1:24.945	28.348	181	22.164	227	34.433	248	257	10	1:44.238	33.425	163	28.115	193	42.698	234	241
5	1:22.568	26.766	183	21.548	229	34.254	247	256									
6	1:22.358	26.571	183	21.605	230	34.182	249	256									

26 Maximilian Buhk, DEU/ Maximilian Götz, DEU									theoretical besttime: 1:21.348								
1	1:51.143	42.805	171	24.788	182	43.550	237		6	1:21.804	26.671	179	21.214	225	33.919	237	245
2	1:25.108	27.238	179	22.039	224	35.831	236	246	7	1:21.510	26.215	180	21.237	226	34.058	237	245
3	1:22.568	26.642	179	21.585	225	34.341	238	245	8	1:41.162	26.844	179	22.193	220	52.125		246
4	1:24.710	28.238	176	21.867	224	34.605	236	246									
5	1:23.579	26.678	180	21.416	225	35.485	236	244									



ADAC GT Masters

Lap analysis Qualifying 2

Provisional



Lausitzring, Length: 3442 m

Air temperature: 20.4°C

Track temperature: 24.6°C

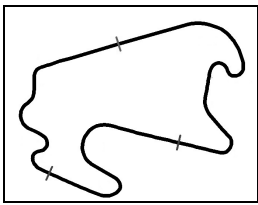
Weather condition: Wet

DMSB Reg. Nr.: 153/14
Deutscher Motor Sport Bund e.V.

Friday 23.5.2014 16:35

Lap	Time	SE1	SP1	SE2	SP2	SE3	SP3	TSP	Lap	Time	SE1	SP1	SE2	SP2	SE3	SP3	TSP
27 Luca Stolz, DEU/ Heinz-Harald Frentzen, DEU									theoretical besttime: 1:23.648								
1	2:02.459	51.285	165	24.311	208	46.863	235		5	1:35.920	32.670	164	24.714	175	38.536	234	171
2	1:25.063	28.067	176	22.242	222	34.754	235	244	6	1:39.506	27.829	148	27.764	155	43.913	184	241
3	1:23.648	27.468	176	21.817	223	34.363	236	243									
4	1:40.941	27.587	173	24.360	105	48.994	165	244									

Lap	Time	SE1	SP1	SE2	SP2	SE3	SP3	TSP	Lap	Time	SE1	SP1	SE2	SP2	SE3	SP3	TSP
100 Florian Stoll, DEU/ Daniel Dobitsch, AUT									theoretical besttime: 1:24.080								
1	2:09.591	1:06.260	165	25.085	169	38.246	230		4	1:26.270	28.056	149	22.504	212	35.710	230	237
2	1:24.854	27.577	175	22.116	217	35.161	230	236									
3	1:24.258	27.357	175	21.562	219	35.339	230	238									



ADAC GT Masters

Vmax list Qualifying 2

Provisional



Lausitzring, Length: 3442 m

Air temperature: 20.5°C

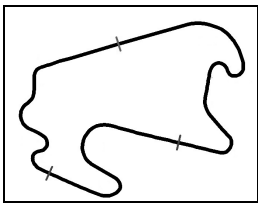
Track temperature: 24.5°C

Weather condition: Wet

DMSB Reg. Nr.: 153/14
Deutscher Motor Sport Bund e.V.

Friday 23.5.2014 16:35

Nr	Team, Car, Driver, Nat	Top speed
24	Reiter Engineering, Chevrolet Camaro GT von Thurn und Taxis Albert , DEU Enge Tomas , CZE	258,19 km/h
1	Callaway Competition, Corvette Z06.R GT3 Keilwitz Daniel , DEU Gavin Oliver , GBR	251,78 km/h
2	Callaway Competition, Corvette Z06.R GT3 Assenheimer Patrick , DEU Alessi Diego , ITA	250,78 km/h
18	Callaway Competition, Corvette Z06.R GT3 Seiler Toni , CHE Bleekemolen Jeroen , NLD	249,67 km/h
17	Callaway Competition, Corvette Z06.R GT3 Lips Remo , CHE Marioneck Lennart , DEU	248,23 km/h
21	BKK Mobil Oil Zakspeed, Mercedes-Benz SLS AMG GT3 Ludwig Luca , DEU Day Alon , ISR	247,60 km/h
23	ROWE Racing, Mercedes-Benz SLS AMG GT3 Seyffarth Jan , DEU Engel Maro , DEU	247,03 km/h
26	H.T.P. Motorsport, Mercedes-Benz SLS AMG GT3 Buhk Maximilian , DEU Götz Maximilian , DEU	246,47 km/h
6	Farnbacher Racing, Porsche 911 GT3 R Frommenwiler Philipp , CHE Asch Sebastian , DEU	246,19 km/h
7	TONINO Team Herberth, Porsche 911 GT3 R Handlos Herbert , AUT Renauer Alfred , DEU	245,34 km/h
22	ROWE Racing, Mercedes-Benz SLS AMG GT3 Bastian Nico , DEU Alguersuari Jaime , ESP	244,90 km/h
27	H.T.P. Motorsport, Mercedes-Benz SLS AMG GT3 Stolz Luca , DEU Frentzen Heinz-Harald , DEU	244,06 km/h
5	Farnbacher Racing, Porsche 911 GT3 R Farnbacher Mario , DEU Morcom Nathan , AUS	243,45 km/h
8	TONINO Team Herberth, Porsche 911 GT3 R Renauer Robert , DEU Siedler Norbert , AUT	243,18 km/h



ADAC GT Masters

Vmax list Qualifying 2

Provisional



Lausitzring, Length: 3442 m

Air temperature: 20.5°C

Track temperature: 24.5°C

Weather condition: Wet

DMSB Reg. Nr.: 153/14
Deutscher Motor Sport Bund e.V.

Friday 23.5.2014 16:35

Nr	Team, Car, Driver, Nat	Top speed
9	TONINO Team Herberth, Porsche 911 GT3 R Scholze Florian , DEU Jöst Dominik , DEU	242,79 km/h
14	MRS GT-Racing, McLaren MP4-12C GT3 Spengler Florian , DEU Asmer Marko , EST	242,25 km/h
19	PIXUM Team Schubert, BMW Z4 GT3 Hürtgen Claudia , DEU Baumann Dominik , AUT	241,32 km/h
20	PIXUM Team Schubert, BMW Z4 GT3 Sandritter Max , DEU Klingmann Jens , DEU	240,40 km/h
4	GW IT Racing Team Schütz Motorsport, Porsche 911 GT3 R Wossos Antonios , GRC Nathan Wolf , NLD	240,13 km/h
10	Prosperia C. Abt Racing, Audi R8 LMS ultra van der Linde Kelvin , ZAF Rast Rene , DEU	240,03 km/h
16	YACO Racing, Audi R8 LMS ultra Frey Rahel , CHE Geipel Philip , DEU	239,87 km/h
3	GW IT Racing Team Schütz Motorsport, Porsche 911 GT3 R Ragginger Martin , AUT van Lagen Jaap , NLD	239,65 km/h
12	Prosperia C. Abt Racing, Audi R8 LMS ultra Ogier Sebastien , FRA Winkelhock Markus , DEU	238,11 km/h
11	Prosperia C. Abt Racing, Audi R8 LMS ultra Hamprecht Fabian , DEU Thiim Nicki , DNK	238,06 km/h
100	kfzteile24 APR Motorsport, Audi R8 LMS ultra Stoll Florian , DEU Dobitsch Daniel , AUT	237,74 km/h