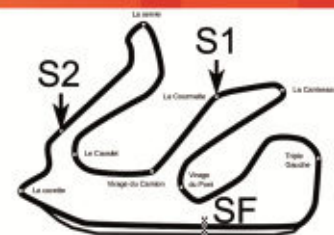


### GT TOUR FFSA 2014

### 30 Mai au 1er Juin



Porsche Carrera Cup France  
Essais Privés 2

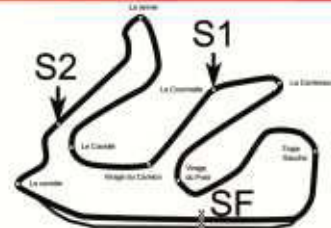
Circuit de Lédénon (3.14 km)  
Classement sur le meilleur tour

Pos.	N°	Noms	Nat	Team	Cat	P cat.	NT	S1	S2	S3	M Tps	Au tour	Ecart 1er	Ecart prec	Tps idéal
1	2	Jousse Maxime	FRA	Sebastien Loeb Racing	A	1	13	27.265	24.359	30.918	1:22.542	4	-	-	1:22.365
2	6	Armindo Nicolas	FRA	Imsa Performance Matmut	A	2	14	27.630	24.287	30.971	1:22.888	4	0.346	0.346	1:22.624
3	56	Dillmann Tom	FRA	RMS	A	3	16	27.607	24.617	30.814	1:23.038	3	0.496	0.150	1:22.798
4	76	Pasquali Laurent	FRA	Imsa Performance Matmut	B	1	16	27.508	24.328	31.254	1:23.090	10	0.548	0.052	1:23.005
5	5	Martins Lonni	POR	Racing Technology	A	4	16	27.557	24.643	30.925	1:23.125	4	0.583	0.035	1:22.975
6	14	Antunes Jimmy	SUI	Imsa Performance Matmut	A	5	16	27.604	24.507	31.100	1:23.211	5	0.669	0.086	1:23.118
7	3	Cognaud Alexandre	FRA	Racing Technology	A	6	13	27.676	24.428	31.122	1:23.226	12	0.684	0.015	1:22.831
8	88	Ledogar Côme	FRA	Team Martinet - Alméras	A	7	17	27.534	24.716	31.064	1:23.314	5	0.772	0.088	1:22.901
9	1	Castelli Gael	FRA	Larbre Compétition	A	8	15	27.723	24.495	31.127	1:23.345	2	0.803	0.031	1:23.345
10	12	Dayraut Jean Philippe	FRA	Cardeco Racing	A	9	15	27.869	24.511	31.022	1:23.402	8	0.860	0.057	1:23.093
11	85	Marroc Nicolas	FRA	@LoebRacing	A	10	16	27.631	24.624	31.162	1:23.417	9	0.875	0.015	1:23.155
12	18	Palette Steven	FRA	Yvan Muller Racing	A	11	17	27.611	24.655	31.225	1:23.491	5	0.949	0.074	1:23.445
13	911	Lapierre Christophe	FRA	@LoebRacing	B	2	16	27.758	24.635	31.239	1:23.632	3	1.090	0.141	1:23.294
14	7	Beltoise Vincent	FRA	Racing Technology	A	12	18	27.634	24.677	31.365	1:23.676	5	1.134	0.044	1:23.431
15	4	Bottemanne Sacha	FRA	Sebastien Loeb Racing	A	13	11	27.749	24.815	31.190	1:23.754	2	1.212	0.078	1:23.458
16	44	Hamon Christophe	FRA	Racing Technology	B	3	18	27.976	24.689	31.269	1:23.934	9	1.392	0.180	1:23.914
17	10	Monti Romain	FRA	Yvan Muller Racing	A	14	19	27.955	24.614	31.570	1:24.139	18	1.597	0.205	1:23.408
18	11	Lindland Roar	NOR	Sebastien Loeb Racing	B	4	17	28.058	24.705	31.390	1:24.153	9	1.611	0.014	1:23.860
19	9	De Narda Joffrey	FRA	@LoebRacing	A	15	17	28.010	24.794	31.391	1:24.195	15	1.653	0.042	1:23.864
20	07	Lepesqueux Antoine	FRA	Larbre Compétition	A	16	17	27.871	24.786	31.736	1:24.393	10	1.851	0.198	1:24.143
21	24	Cattaneo Marc	FRA	Team Martinet - Alméras	B	5	13	28.075	25.037	31.598	1:24.710	13	2.168	0.317	1:24.420
22	8	Glorieux Jean	BEL	Speed Lover	B	6	10	28.511	24.983	31.718	1:25.212	4	2.670	0.502	1:25.212
23	55	Jaquillard Christian	SUI	Yvan Muller Racing	B	7	13	29.008	25.326	31.928	1:26.262	12	3.720	1.050	1:25.994

M Tps : 1:22.542 (136.95 km/h), (N°2) Jousse Maxime

# GT TOUR FFSA 2014

## 30 Mai au 1er Juin



Porsche Carrera Cup France

Circuit de Lédenon (3.14 km)

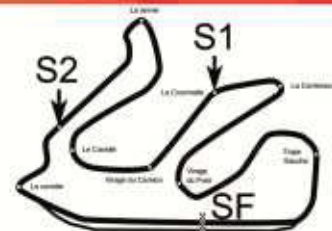
Essais Privés 2

Tour par tour

NT	Heure	S1	S2	S3	Dern. Tr	Total Time	NT	Heure	S1	S2	S3	Dern. Tr	Total Time
<b>N° 1, Castelli Gael, Pos. 9</b>							<b>N° 4, Bottemanne Sacha, Pos. 15</b>						
1	16:03:30	28.270	24.875	31.383	1:24.528	3:26.649	1	16:03:51	28.171	27.513	32.357	1:28.041	3:47.082
2	16:04:54	<b>27.723</b>	<b>24.495</b>	<b>31.127</b>	<b>1:23.345</b>	4:49.994	2	16:05:15	27.749	24.815	<b>31.190</b>	<b>1:23.754</b>	5:10.836
3	16:06:18	27.760	24.723	32.014	1:24.497	6:14.491	3	16:06:38	<b>27.600</b>	<b>24.668</b>	31.546	1:23.814	6:34.650
4	16:07:42	28.130	24.639	31.249	1:24.018	7:38.509	4	16:08:04	27.845	25.098	32.201	1:25.144	7:59.794
5	16:09:04	28.054	24.849	28.563	Pit In	8:59.975	5	16:09:27	27.974	25.279	30.169	Pit In	9:23.216
6	16:14:52	-	25.519	31.786	5:47.848	14:47.823	6	16:16:31	-	26.055	31.414	7:04.056	16:27.272
7	16:16:16	28.219	24.769	31.251	1:24.239	16:12.062	7	16:17:57	27.898	26.013	31.760	1:25.671	17:52.943
8	16:17:42	28.050	25.059	33.321	1:26.430	17:38.492	8	16:19:22	28.156	24.947	32.488	1:25.591	19:18.534
9	16:19:06	28.037	24.685	31.477	1:24.199	19:02.691	9	16:23:48	27.834	3:26.481	31.857	4:26.172	23:44.706
10	16:20:31	27.868	24.900	31.479	1:24.247	20:26.938	10	16:25:25	39.583	25.390	31.681	1:36.654	25:21.360
11	16:21:53	28.019	24.789	29.660	Pit In	21:49.406	11	16:26:56	28.128	27.272	35.700	Pit In	26:52.460
12	16:26:12	-	24.816	31.538	4:19.195	26:08.601	<b>N° 5, Martins Lonni, Pos. 5</b>						
13	16:27:36	28.008	24.580	31.504	1:24.092	27:32.693	1	16:03:29	27.923	24.882	31.215	1:24.020	3:25.224
14	16:29:00	<b>27.827</b>	<b>24.679</b>	31.557	1:24.063	28:56.756	2	16:04:53	27.833	24.848	31.221	1:23.902	4:49.126
15	16:30:24	27.772	24.961	31.265	1:23.998	30:20.754	3	16:06:17	27.602	24.734	31.436	1:23.772	6:12.898
<b>N° 2, Jousse Maxime, Pos. 1</b>							4	16:07:40	<b>27.557</b>	24.643	<b>30.925</b>	<b>1:23.125</b>	7:36.023
1	16:03:23	28.394	24.768	31.321	1:24.483	3:18.865	5	16:09:11	35.709	24.554	31.117	1:31.380	9:07.403
2	16:04:47	27.500	25.705	31.505	1:24.710	4:43.575	6	16:10:38	29.742	27.857	29.083	Pit In	10:34.085
3	16:06:10	27.494	24.504	<b>30.891</b>	1:22.889	6:06.464	7	16:17:11	-	25.218	31.308	6:33.340	17:07.425
4	16:07:33	27.265	24.359	30.918	<b>1:22.542</b>	7:29.006	8	16:18:35	27.588	24.719	31.276	1:23.583	18:31.008
5	16:09:09	31.341	27.180	38.157	1:36.678	9:05.684	9	16:19:58	27.666	24.579	31.327	1:23.572	19:54.580
6	16:10:30	27.806	24.404	28.570	Pit In	10:26.464	10	16:21:32	31.717	28.875	33.488	1:34.080	21:28.660
7	16:19:21	-	24.868	33.857	8:51.211	19:17.675	11	16:22:56	27.784	24.697	31.103	1:23.584	22:52.244
8	16:20:48	27.713	25.803	33.577	1:27.093	20:44.768	12	16:24:25	27.783	25.016	35.918	1:28.717	24:20.961
9	16:22:15	27.455	26.299	32.537	1:26.291	22:11.059	13	16:25:54	31.762	25.811	31.254	1:28.827	25:49.788
10	16:23:40	<b>27.234</b>	25.425	32.360	1:25.019	23:36.078	14	16:27:17	28.065	<b>24.493</b>	31.139	1:23.697	27:13.485
11	16:25:06	27.287	<b>24.240</b>	34.456	1:25.983	25:02.061	15	16:28:41	27.875	24.854	31.497	1:24.226	28:37.711
12	16:26:29	27.393	24.664	31.037	1:23.094	26:25.155	16	16:30:05	27.892	24.814	31.373	1:24.079	30:01.790
13	16:29:06	-	-	31.176	Pit In	29:02.629	<b>N° 6, Armindo Nicolas, Pos. 2</b>						
<b>N° 3, Cougnaud Alexandre, Pos. 7</b>							1	16:03:17	28.122	24.844	31.633	1:24.599	3:12.927
1	16:03:35	28.380	24.894	31.637	1:24.911	3:30.968	2	16:04:41	28.284	24.541	31.300	1:24.125	4:37.052
2	16:04:58	27.717	24.519	31.311	1:23.547	4:54.515	3	16:06:04	27.799	24.665	31.109	1:23.573	6:00.625
3	16:06:22	27.916	<b>24.327</b>	31.277	1:23.520	6:18.035	4	16:07:27	27.630	<b>24.287</b>	<b>30.971</b>	<b>1:22.888</b>	7:23.513
4	16:07:45	27.624	24.571	<b>31.080</b>	1:23.275	7:41.310	5	16:08:56	27.509	27.289	33.644	1:28.442	8:51.955
5	16:09:13	28.336	28.759	31.086	1:28.181	9:09.491	6	16:10:21	29.674	26.085	30.028	Pit In	10:17.742
6	16:10:36	28.230	24.977	29.418	Pit In	10:32.116	7	16:16:59	-	24.913	31.191	6:37.205	16:54.947
7	16:16:33	-	24.713	31.196	5:57.450	16:29.566	8	16:18:22	27.496	24.485	31.698	1:23.679	18:18.626
8	16:23:17	<b>27.424</b>	24.637	5:51.774	Pit In	23:13.401	9	16:23:08	<b>27.366</b>	-	-	4:45.952	23:04.578
9	16:25:31	-	24.656	31.463	2:13.665	25:27.066	10	16:24:34	29.431	24.878	31.234	1:25.543	24:30.121
10	16:26:54	27.643	24.535	31.511	1:23.689	26:50.755	11	16:25:57	27.580	24.613	31.161	1:23.354	25:53.475
11	16:28:23	28.147	25.764	35.118	1:29.029	28:19.784	12	16:27:21	27.564	24.735	31.230	1:23.529	27:17.004
12	16:29:47	27.676	24.428	31.122	<b>1:23.226</b>	29:43.010	13	16:28:45	27.929	24.688	31.258	1:23.875	28:40.879
13	16:31:09	27.732	25.585	29.287	Pit In	31:05.614	14	16:30:11	27.992	24.658	33.372	1:26.022	30:06.901

# GT TOUR FFSA 2014

## 30 Mai au 1er Juin



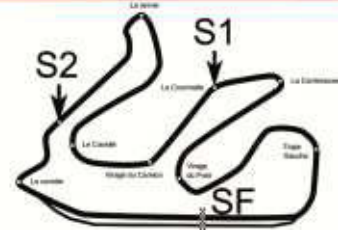
Porsche Carrera Cup France  
 Essais Privés 2

Circuit de Lédenon (3.14 km)  
 Tour par tour

NT	Heure	S1	S2	S3	Dern. Tr	Total Time	NT	Heure	S1	S2	S3	Dern. Tr	Total Time
<b>N° 6, Armino Nicolas, Pos. 2</b>							<b>N° 8, Glorieux Jean, Pos. 22</b>						
10	16:24:34	29.431	24.878	31.234	1:25.543	24:30.121	1	16:04:05	30.457	25.920	32.521	1:28.898	4:01.722
11	16:25:57	27.580	24.613	31.161	1:23.354	25:53.475	2	16:05:33	28.805	25.907	32.558	1:27.270	5:28.992
12	16:27:21	27.564	24.735	31.230	1:23.529	27:17.004	3	16:06:59	28.559	25.160	32.192	1:25.911	6:54.903
13	16:28:45	27.929	24.688	31.258	1:23.875	28:40.879	4	16:08:24	<b>28.511</b>	<b>24.983</b>	<b>31.718</b>	1:25.212	8:20.115
14	16:30:11	27.992	24.658	33.372	1:26.022	30:06.901	5	16:17:14	-	-	34.103	Pit In	17:10.453
<b>N° 07, Lepesqueux Antoine, Pos. 20</b>							6	16:22:17	-	27.369	33.144	5:03.044	22:13.497
1	16:04:50	-	28.784	32.973	2:09.831	4:45.815	7	16:23:45	29.532	25.776	32.713	1:28.021	23:41.518
2	16:06:18	29.617	25.602	33.339	1:28.558	6:14.373	8	16:25:12	29.495	25.095	32.676	1:27.266	25:08.784
3	16:07:44	29.058	25.340	31.976	1:26.374	7:40.747	9	16:26:40	29.330	25.295	32.444	1:27.069	26:35.853
4	16:09:10	28.283	25.046	32.198	1:25.527	9:06.274	10	16:28:09	32.255	25.476	31.491	Pit In	28:05.075
5	16:10:35	28.387	25.035	31.682	1:25.104	10:31.378	<b>N° 9, De Narda Joffrey, Pos. 19</b>						
6	16:12:00	28.134	25.068	32.038	1:25.240	11:56.618	1	16:04:25	32.860	28.867	31.904	1:33.631	4:21.397
7	16:13:27	28.282	25.267	33.591	Pit In	13:23.758	2	16:05:52	28.182	27.226	31.683	1:27.091	5:48.488
8	16:17:24	-	25.377	31.773	3:56.657	17:20.415	3	16:07:17	28.066	24.822	31.457	1:24.345	7:12.833
9	16:18:49	28.190	24.798	<b>31.486</b>	1:24.474	18:44.889	4	16:08:41	28.440	24.976	31.316	1:24.732	8:37.565
10	16:20:13	<b>27.871</b>	<b>24.786</b>	31.736	1:24.393	20:09.282	5	16:10:07	28.189	24.699	32.610	1:25.498	10:03.063
11	16:21:38	28.129	25.235	31.740	1:25.104	21:34.386	6	16:11:35	29.598	26.464	31.824	Pit In	11:30.949
12	16:23:03	28.377	24.945	31.826	1:25.148	22:59.534	7	16:16:13	-	25.439	31.535	4:38.503	16:09.452
13	16:24:28	28.053	24.988	32.083	1:25.124	24:24.658	8	16:17:49	29.940	24.993	41.114	1:36.047	17:45.499
14	16:25:55	28.816	25.603	31.772	1:26.191	25:50.849	9	16:19:15	29.039	<b>24.688</b>	31.554	1:25.281	19:10.780
15	16:27:20	28.280	25.081	31.920	1:25.281	27:16.130	10	16:20:39	27.925	24.857	31.587	1:24.369	20:35.149
16	16:28:47	29.515	25.222	31.937	1:26.674	28:42.804	11	16:22:03	27.877	25.061	<b>31.310</b>	1:24.248	21:59.397
17	16:30:12	28.157	24.992	31.954	1:25.103	30:07.907	12	16:23:28	28.248	24.915	31.511	1:24.674	23:24.071
<b>N° 7, Beltoise Vincent, Pos. 14</b>							13	16:24:52	<b>27.866</b>	24.810	31.614	1:24.290	24:48.361
1	16:03:25	28.394	25.102	31.620	1:25.116	3:21.647	14	16:26:17	28.247	25.037	31.977	1:25.261	26:13.622
2	16:05:32	27.844	1:06.401	31.949	2:06.194	5:27.841	15	16:27:42	28.010	24.794	31.391	1:24.195	27:37.817
3	16:06:58	27.949	<b>24.512</b>	34.136	1:26.597	6:54.438	16	16:29:06	28.047	25.192	31.568	1:24.807	29:02.624
4	16:08:22	27.647	24.679	31.418	1:23.744	8:18.182	17	16:30:45	28.020	34.981	35.194	1:38.195	30:40.819
5	16:09:46	<b>27.634</b>	24.677	31.365	1:23.676	9:41.858	<b>N° 10, Monti Romain, Pos. 17</b>						
6	16:11:28	32.137	30.994	39.392	1:42.523	11:24.381	1	16:03:56	29.569	24.985	31.623	1:26.177	3:51.988
7	16:12:56	31.067	24.989	31.705	1:27.761	12:52.142	2	16:05:20	28.586	24.786	<b>31.232</b>	1:24.604	5:16.592
8	16:14:21	28.053	24.543	32.636	1:25.232	14:17.374	3	16:06:43	28.589	24.587	29.898	Pit In	6:39.666
9	16:15:51	28.000	27.939	33.533	1:29.472	15:46.846	4	16:10:01	-	24.801	31.329	3:17.427	9:57.093
10	16:17:16	27.959	24.885	32.136	1:24.980	17:11.826	5	16:11:26	28.542	<b>24.399</b>	32.143	1:25.084	11:22.177
11	16:18:37	27.704	24.910	28.830	Pit In	18:33.270	6	16:12:51	28.285	24.840	31.606	1:24.731	12:46.908
12	16:22:55	-	24.941	31.510	4:17.759	22:51.029	7	16:14:15	28.337	24.570	31.511	1:24.418	14:11.326
13	16:24:19	28.005	24.611	31.401	1:24.017	24:15.046	8	16:15:41	28.891	24.932	31.811	1:25.634	15:36.960
14	16:25:43	27.822	24.662	31.402	1:23.886	25:38.932	9	16:17:05	28.075	24.693	31.702	1:24.470	17:01.430
15	16:27:09	28.050	24.712	33.840	1:26.602	27:05.534	10	16:18:29	27.986	24.759	31.547	1:24.292	18:25.722
16	16:28:33	28.218	24.601	<b>31.285</b>	1:24.104	28:29.638	11	16:19:54	28.068	24.899	31.574	1:24.541	19:50.263
17	16:29:58	27.808	24.828	31.919	1:24.555	29:54.193	12	16:21:19	28.130	25.040	31.770	1:24.940	21:15.203
18	16:31:27	28.094	24.789	36.608	1:29.491	31:23.684	13	16:22:44	<b>27.777</b>	25.284	31.748	1:24.809	22:40.012
							14	16:24:08	27.997	24.741	31.544	1:24.282	24:04.294

# GT TOUR FFSA 2014

## 30 Mai au 1er Juin



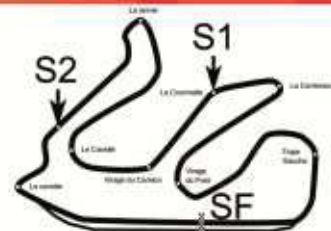
Porsche Carrera Cup France  
 Essais Privés 2

Circuit de Lédenon (3.14 km)  
 Tour par tour

NT	Heure	S1	S2	S3	Dern. Tr	Total Time	NT	Heure	S1	S2	S3	Dern. Tr	Total Time
N° 10, Monti Romain, Pos. 17							N° 14, Antunes Jimmy, Pos. 6						
11	16:19:54	28.068	24.899	31.574	1:24.541	19:50.263	1	16:03:46	28.310	25.157	31.462	1:24.929	3:42.542
12	16:21:19	28.130	25.040	31.770	1:24.940	21:15.203	2	16:05:10	27.760	24.679	31.310	1:23.749	5:06.291
13	16:22:44	<b>27.777</b>	25.284	31.748	1:24.809	22:40.012	3	16:06:33	27.781	24.519	31.116	1:23.416	6:29.707
14	16:24:08	27.997	24.741	31.544	1:24.282	24:04.294	4	16:08:00	27.653	26.821	31.903	1:26.377	7:56.084
15	16:25:37	27.894	29.005	31.800	1:28.699	25:32.993	5	16:09:23	27.604	<b>24.507</b>	<b>31.100</b>	1:23.211	9:19.295
16	16:27:01	27.947	25.006	31.765	1:24.718	26:57.711	6	16:10:47	28.849	25.645	29.322	Pit In	10:43.111
17	16:28:26	27.843	24.868	31.677	1:24.388	28:22.099	7	16:16:06	-	25.350	31.582	5:18.753	16:01.864
18	16:29:50	27.955	24.614	31.570	<b>1:24.139</b>	29:46.238	8	16:17:29	27.933	24.553	31.307	1:23.793	17:25.657
19	16:31:16	27.852	25.246	32.512	Pit In	31:11.848	9	16:18:53	27.652	24.882	31.481	1:24.015	18:49.672
							10	16:20:17	<b>27.511</b>	24.768	31.241	1:23.520	20:13.192
							11	16:21:40	27.873	25.420	29.361	Pit In	21:35.846
							12	16:25:29	-	25.364	31.312	3:49.130	25:24.976
							13	16:26:53	27.919	24.979	31.882	1:24.780	26:49.756
							14	16:28:17	27.519	24.736	31.477	1:23.732	28:13.488
							15	16:29:41	27.771	24.559	31.115	1:23.445	29:36.933
							16	16:31:04	27.859	24.614	31.332	1:23.805	31:00.738
N° 11, Lindland Roar, Pos. 18							N° 18, Palette Steven, Pos. 12						
1	16:04:00	29.673	25.408	31.967	1:27.048	3:55.863	1	16:03:44	28.690	25.595	31.811	1:26.096	3:40.639
2	16:05:26	28.402	25.620	31.893	1:25.915	5:21.778	2	16:05:09	27.824	25.276	31.344	1:24.444	5:05.083
3	16:06:51	28.214	25.932	31.503	1:25.649	6:47.427	3	16:06:33	27.980	24.851	31.304	1:24.135	6:29.218
4	16:08:15	27.990	24.944	<b>31.389</b>	1:24.323	8:11.750	4	16:07:59	28.541	26.019	31.537	1:26.097	7:55.315
5	16:09:40	27.925	24.828	31.459	1:24.212	9:35.962	5	16:09:23	<b>27.611</b>	24.655	<b>31.225</b>	1:23.491	9:18.806
6	16:11:08	31.505	27.195	29.118	Pit In	11:03.780	6	16:10:48	27.903	25.673	32.152	1:25.728	10:44.534
7	16:16:09	-	24.934	31.469	5:01.946	16:05.726	7	16:12:13	28.761	24.985	31.379	Pit In	12:09.659
8	16:17:39	31.403	25.549	32.656	1:29.608	17:35.334	8	16:17:45	-	25.118	41.924	5:31.526	17:41.185
9	16:19:03	28.058	<b>24.705</b>	31.390	1:24.153	18:59.487	9	16:19:09	28.327	24.672	31.317	1:24.316	19:05.501
10	16:20:55	<b>27.766</b>	47.572	36.350	1:51.688	20:51.175	10	16:20:33	27.652	24.749	31.557	1:23.958	20:29.459
11	16:22:23	29.399	25.748	32.620	1:27.767	22:18.942	11	16:21:58	27.910	25.085	31.354	1:24.349	21:53.808
12	16:23:53	28.731	29.768	31.681	1:30.180	23:49.122	12	16:23:22	27.815	<b>24.609</b>	32.018	1:24.442	23:18.250
13	16:25:18	28.326	24.755	31.627	1:24.708	25:13.830	13	16:24:46	28.005	24.905	31.602	1:24.512	24:42.762
14	16:26:42	28.193	24.998	31.751	1:24.942	26:38.772	14	16:26:13	28.567	25.317	33.067	1:26.951	26:09.713
15	16:28:07	28.121	24.823	31.547	1:24.491	28:03.263	15	16:27:39	29.253	24.809	31.609	1:25.671	27:35.384
16	16:29:35	28.316	25.113	34.237	1:27.666	29:30.929	16	16:29:04	28.299	25.162	31.879	1:25.340	29:00.724
17	16:31:00	28.438	25.429	31.292	Pit In	30:56.088	17	16:30:27	28.547	25.144	28.672	Pit In	30:23.087
N° 12, Dayraut Jean Philippe, Pos. 10							N° 24, Cattaneo Marc, Pos. 21						
1	16:03:44	30.653	26.311	33.101	1:30.065	3:40.301	1	16:04:29	32.548	27.694	31.946	Pit In	4:24.835
2	16:05:08	27.857	24.624	31.208	1:23.689	5:03.990	2	16:08:03	-	28.031	35.297	3:34.693	7:59.528
3	16:07:15	-	-	31.330	2:06.796	7:10.786	3	16:09:29	30.088	26.047	29.645	Pit In	9:25.308
4	16:08:39	27.630	25.849	31.363	1:24.842	8:35.628	4	16:18:03	-	25.695	32.876	8:34.169	17:59.477
5	16:10:04	27.637	24.993	32.177	1:24.807	10:00.435	5	16:19:31	29.084	25.502	33.273	1:27.859	19:27.336
6	16:11:33	31.067	26.752	31.504	Pit In	11:29.758	6	16:20:58	29.365	25.699	32.277	1:27.341	20:54.677
7	16:17:50	-	29.478	31.945	6:16.257	17:46.015	7	16:22:24	28.114	25.717	32.000	1:25.831	22:20.508
8	16:19:13	27.869	<b>24.511</b>	<b>31.022</b>	1:23.402	19:09.417	8	16:23:51	28.048	25.538	32.988	1:26.574	23:47.082
9	16:20:37	27.709	24.665	31.065	1:23.439	20:32.856							
10	16:22:00	27.658	24.671	31.439	1:23.768	21:56.624							
11	16:23:27	32.286	25.150	29.073	Pit In	23:23.133							
12	16:27:06	-	25.275	31.575	3:39.503	27:02.636							
13	16:28:30	<b>27.560</b>	24.683	31.266	1:23.509	28:26.145							
14	16:29:56	28.090	25.090	32.632	1:25.812	29:51.957							
15	16:31:19	27.757	24.775	31.182	1:23.714	31:15.671							

# GT TOUR FFSA 2014

## 30 Mai au 1er Juin



Porsche Carrera Cup France

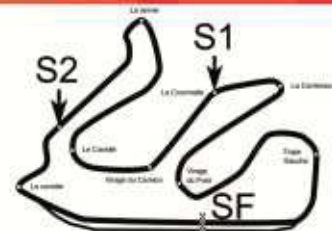
Circuit de Lédenon (3.14 km)

Essais Privés 2

Tour par tour

NT	Heure	S1	S2	S3	Dern. Tr	Total Time	NT	Heure	S1	S2	S3	Dern. Tr	Total Time
<b>N° 24, Cattaneo Marc, Pos. 21</b>							<b>N° 56, Dillmann Tom, Pos. 3</b>						
4	16:18:03	-	25.695	32.876	8:34.169	17:59.477	1	16:03:20	28.516	24.938	31.175	1:24.629	3:16.319
5	16:19:31	29.084	25.502	33.273	1:27.859	19:27.336	2	16:04:44	27.710	24.820	30.979	1:23.509	4:39.828
6	16:20:58	29.365	25.699	32.277	1:27.341	20:54.677	3	16:06:07	27.607	24.617	<b>30.814</b>	<b>1:23.038</b>	6:02.866
7	16:22:24	28.114	25.717	32.000	1:25.831	22:20.508	4	16:07:31	27.680	<b>24.520</b>	31.941	1:24.141	7:27.007
8	16:23:51	28.048	25.538	32.988	1:26.574	23:47.082	5	16:08:54	27.846	25.683	29.980	Pit In	8:50.516
9	16:25:16	28.373	24.892	31.909	1:25.174	25:12.256	6	16:15:50	-	28.140	33.797	6:55.465	15:45.981
10	16:26:41	28.224	25.329	31.907	1:25.460	26:37.716	7	16:17:14	27.818	24.533	31.762	1:24.113	17:10.094
11	16:28:07	28.258	25.134	31.825	1:25.217	28:02.933	8	16:18:39	27.538	24.659	33.166	1:25.363	18:35.457
12	16:29:32	<b>28.024</b>	<b>24.798</b>	32.257	1:25.079	29:28.012	9	16:20:06	<b>27.464</b>	26.115	33.742	1:27.321	20:02.778
13	16:30:56	28.075	25.037	<b>31.598</b>	<b>1:24.710</b>	30:52.722	10	16:21:35	27.619	28.764	32.128	1:28.511	21:31.289
<b>N° 44, Hamon Christophe, Pos. 16</b>							<b>N° 76, Pasquali Laurent, Pos. 4</b>						
1	16:03:55	30.711	25.953	31.803	1:28.467	3:51.509	1	16:03:26	28.500	25.005	31.504	1:25.009	3:22.300
2	16:05:22	29.377	25.379	31.749	1:26.505	5:18.014	2	16:04:50	28.016	24.760	31.346	1:24.122	4:46.422
3	16:06:47	29.083	24.753	31.307	1:25.143	6:43.157	3	16:06:15	28.340	24.667	31.364	1:24.371	6:10.793
4	16:08:11	28.336	24.990	<b>31.249</b>	1:24.575	8:07.732	4	16:07:38	27.761	24.468	31.293	1:23.522	7:34.315
5	16:09:36	28.077	24.765	31.420	1:24.262	9:31.994	5	16:09:02	27.720	24.807	31.226	1:23.753	8:58.068
6	16:11:02	29.077	25.782	31.641	1:26.500	10:58.494	6	16:10:23	27.815	24.893	28.453	Pit In	10:19.229
7	16:12:28	30.335	25.216	30.600	Pit In	12:24.645	7	16:15:03	-	29.788	29.584	Pit In	14:59.726
8	16:17:00	-	24.748	31.575	4:31.839	16:56.484	8	16:17:36	-	24.838	31.578	2:32.839	17:32.565
9	16:18:24	<b>27.976</b>	<b>24.689</b>	31.269	<b>1:23.934</b>	18:20.418	9	16:19:00	27.522	24.727	<b>31.169</b>	1:23.418	18:55.983
10	16:19:49	28.411	24.840	31.312	1:24.563	19:44.981	10	16:20:23	<b>27.508</b>	<b>24.328</b>	31.254	<b>1:23.090</b>	20:19.073
11	16:21:13	28.262	24.825	31.449	1:24.536	21:09.517	11	16:21:46	27.582	24.644	31.182	1:23.408	21:42.481
12	16:22:38	28.458	25.051	31.603	1:25.112	22:34.629	12	16:23:11	27.850	24.754	31.798	1:24.402	23:06.883
13	16:24:03	28.368	24.940	31.568	1:24.876	23:59.505	13	16:24:35	28.545	24.647	31.538	1:24.730	24:31.613
14	16:25:28	28.313	25.027	31.405	1:24.745	25:24.250	14	16:26:17	42.985	26.676	32.135	Pit In	26:13.409
15	16:26:53	28.330	25.087	31.926	1:25.343	26:49.593	15	16:29:59	-	25.975	33.899	3:42.285	29:55.694
16	16:28:19	28.950	24.855	32.324	1:26.129	28:15.722	16	16:31:25	28.077	25.057	32.393	1:25.527	31:21.221
17	16:29:45	28.490	25.143	31.801	1:25.434	29:41.156	<b>N° 85, Maroc Nicolas, Pos. 11</b>						
18	16:31:11	28.457	27.062	30.535	Pit In	31:07.210	1	16:03:41	30.806	25.520	34.615	1:30.941	3:37.224
<b>N° 55, Jaquillard Christian, Pos. 23</b>							2	16:05:05	27.918	24.977	31.479	1:24.374	5:01.598
1	16:04:34	31.555	27.516	34.149	1:33.220	4:30.681	3	16:06:29	28.274	24.762	<b>31.061</b>	1:24.097	6:25.695
2	16:06:02	29.674	25.854	32.277	1:27.805	5:58.486	4	16:07:53	27.627	24.750	31.232	1:23.609	7:49.304
3	16:07:32	30.500	25.510	33.536	1:29.546	7:28.032	5	16:09:18	28.411	24.790	31.294	1:24.495	9:13.799
4	16:08:58	28.752	25.597	32.373	1:26.722	8:54.754	6	16:10:39	27.939	24.781	29.003	Pit In	10:35.522
5	16:10:25	28.883	25.444	32.628	1:26.955	10:21.709	7	16:17:38	-	24.969	34.120	6:58.808	17:34.330
6	16:11:57	29.723	26.142	35.626	Pit In	11:53.200	8	16:19:02	27.772	<b>24.568</b>	31.175	1:23.515	18:57.845
7	16:18:06	-	30.755	37.598	6:09.064	18:02.264	9	16:20:25	27.631	24.624	31.162	1:23.417	20:21.262
8	16:19:37	30.781	26.817	33.621	1:31.219	19:33.483							
9	16:21:04	29.014	25.727	32.107	1:26.848	21:00.331							
10	16:22:30	28.765	25.450	32.056	1:26.271	22:26.602							
11	16:23:57	<b>28.740</b>	25.611	32.498	1:26.849	23:53.451							
12	16:25:23	29.008	<b>25.326</b>	<b>31.928</b>	<b>1:26.262</b>	25:19.713							
13	16:27:09	34.642	32.360	38.862	Pit In	27:05.577							

GT TOUR FFSA 2014  
30 Mai au 1er Juin



Porsche Carrera Cup France  
Essais Privés 2

Circuit de Lédenon (3.14 km)  
Tour par tour

NT	Heure	S1	S2	S3	Dern. Tr	Total Time	NT	Heure	S1	S2	S3	Dern. Tr	Total Time
<b>N° 85, Marroc Nicolas, Pos. 11</b>							13	16:26:02	28.425	24.804	32.283	1:25.512	25:58.447
5	16:09:18	28.411	24.790	31.294	1:24.495	9:13.799	14	16:27:27	28.168	24.777	31.544	1:24.489	27:22.936
6	16:10:39	27.939	24.781	29.003	Pit In	10:35.522	15	16:28:51	28.138	24.905	31.585	1:24.628	28:47.564
7	16:17:38	-	24.969	34.120	6:58.808	17:34.330	16	16:30:16	27.984	24.660	31.624	1:24.268	30:11.832
8	16:19:02	27.772	24.568	31.175	1:23.515	18:57.845							
9	16:20:25	27.631	24.624	31.162	1:23.417	20:21.262							
10	16:21:51	27.526	25.976	32.349	1:25.851	21:47.113							
11	16:23:15	27.884	24.726	31.347	1:23.957	23:11.070							
12	16:24:39	27.833	24.642	31.335	1:23.810	24:34.880							
13	16:26:03	27.989	24.793	31.299	1:24.081	25:58.961							
14	16:27:32	29.029	26.770	33.098	1:28.897	27:27.858							
15	16:28:56	27.874	24.663	31.977	1:24.514	28:52.372							
16	16:30:20	27.807	24.868	31.376	1:24.051	30:16.423							
<b>N° 88, Ledogar Côme, Pos. 8</b>													
1	16:04:02	28.616	24.814	31.204	1:24.634	3:58.339							
2	16:05:26	27.800	24.698	31.226	1:23.724	5:22.063							
3	16:06:50	28.208	24.951	31.384	1:24.543	6:46.606							
4	16:08:14	27.955	24.330	31.037	1:23.322	8:09.928							
5	16:09:37	27.534	24.716	31.064	1:23.314	9:33.242							
6	16:11:08	30.724	26.032	34.464	1:31.220	11:04.462							
7	16:12:37	30.729	27.740	29.930	Pit In	12:32.861							
8	16:17:48	-	24.733	40.902	5:11.689	17:44.550							
9	16:19:13	28.101	24.570	32.227	1:24.898	19:09.448							
10	16:20:38	28.417	24.803	31.530	1:24.750	20:34.198							
11	16:22:02	27.756	24.684	31.189	1:23.629	21:57.827							
12	16:23:26	28.061	24.531	31.371	1:23.963	23:21.790							
13	16:24:49	27.669	24.541	31.401	1:23.611	24:45.401							
14	16:26:23	33.293	26.724	34.036	1:34.053	26:19.454							
15	16:27:47	27.917	24.817	31.575	1:24.309	27:43.763							
16	16:29:12	27.996	24.668	31.545	1:24.209	29:07.972							
17	16:30:35	27.729	24.500	31.424	1:23.653	30:31.625							
<b>N° 911, Lapierre Christophe, Pos. 13</b>													
1	16:04:22	29.038	25.783	32.641	1:27.462	4:18.486							
2	16:05:47	27.907	24.949	31.553	1:24.409	5:42.895							
3	16:07:10	27.758	24.635	31.239	1:23.632	7:06.527							
4	16:08:34	27.673	24.672	31.289	1:23.634	8:30.161							
5	16:09:57	27.503	24.967	30.289	Pit In	9:52.920							
6	16:16:09	-	25.674	31.735	6:11.865	16:04.785							
7	16:17:34	28.070	25.299	31.742	1:25.111	17:29.896							
8	16:18:57	27.704	24.769	31.365	1:23.838	18:53.734							
9	16:20:21	27.626	24.970	31.156	1:23.752	20:17.486							
10	16:21:48	27.682	27.893	31.321	1:26.896	21:44.382							
11	16:23:13	28.097	24.826	31.576	1:24.499	23:08.881							
12	16:24:37	27.890	24.901	31.263	1:24.054	24:32.935							