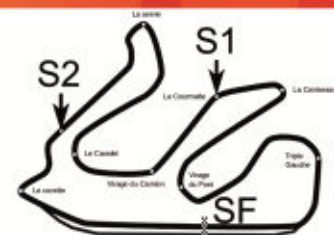


# GT TOUR FFSA 2014

## 30 Mai au 1er Juin



Championnat de France FFSA GT  
Essais libres 1

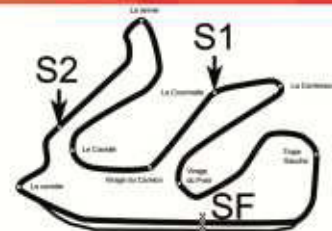
Circuit de Lédenon (3.14 km)  
Classement sur le meilleur tour

Pos.	N°	Team	Nom 1	Nom 2	Vehicule	Cat	P cat.	NT	S1	S2	S3	M Tps	Au tour	Ecart 1er	Ecart prec	M vit	Tps idéal
1	1	Team Sofrev ASP	GIAUQUE Philippe	MOULLIN TRAFFORT Mor...	Ferrari 458 Italia	CHA	1	14	26.257	23.660	29.572	1:19.489	13	-	-	142.21	1:19.450
2	20	Sofrev ASP	BEAUBELIQUE Jean...	BADEY Ludovic	Ferrari 458 Italia	CHA	2	15	26.154	23.540	30.184	1:19.878	14	0.389	0.389	141.52	1:19.612
3	51	Sébastien Loeb Racing	HASSID Henry	PARISY Mike	Audi R8 LMS Ultra	CHA	3	16	26.486	23.658	29.962	1:20.106	16	0.617	0.228	141.11	1:19.937
4	76	IMSA Performance Matmut	NARAC Raymond	ARMINDO Nicolas	Porsche 911 GT3 R	CHA	4	16	26.586	23.609	29.985	1:20.180	14	0.691	0.074	140.98	1:20.180
5	17	Saintéloc Racing	TONELLI Gérard	DERLOT Renaud	Audi R8 LMS Ultra	CHA	5	16	26.537	23.849	30.081	1:20.467	16	0.978	0.287	140.48	1:20.301
6	50	Sébastien Loeb Racing	BERVILLE Roland	BELTOISE Anthony	Audi R8 LMS Ultra	CHA	6	14	26.453	23.818	30.222	1:20.493	13	1.004	0.026	140.43	1:20.331
7	36*	Team Speed Car	DEMAY Jérôme	ABRIL Vincent	Audi R8 LMS Ultra	CHA	7	17	26.616	23.888	30.157	1:20.661	17	1.172	0.168	140.14	1:20.639
8	4	Sport Garage	VANNELET Gilles	LORGERE-ROUX Bruce	Ferrari 458 Italia	CHA	8	17	26.724	23.845	30.151	1:20.720	17	1.231	0.059	140.04	1:20.720
9	42	Saintéloc Racing	HALLYDAY David	GUILVERT Grégory	Audi R8 LMS Ultra	CHA	9	11	26.888	24.044	29.858	1:20.790	10	1.301	0.070	139.92	1:20.443
10	7	GSE by DKR Engineering	SAMON Tony	CAZENAVE Laurent	BMW Z4	CHA	10	17	26.761	23.897	30.362	1:21.020	17	1.531	0.230	139.52	1:20.909
11	9	Duqueine Engineering	POLICE Jean-Claude	AYARI Soheil	Ferrari 458 Italia	CHA	11	9	27.215	24.211	30.043	1:21.469	8	1.980	0.449	138.75	1:20.875
12	350	Team Duqueine	DUQUEINE Gilles	COLANCON Philippe	Ferrari 458 Italia	COU	1	15	26.947	24.172	30.496	1:21.615	15	2.126	0.146	138.5	1:21.615
13	22	Classic & Modern Racing	COUBARD Laurent	DEMOUSTIER Grégoire	Mercedes SLS AMG	CHA	12	15	27.156	24.194	30.430	1:21.780	15	2.291	0.165	138.22	1:21.589
14	43	Saintéloc Racing	SOURD Marc	BUFFIN Jean-Paul	Audi R8 LMS Ultra	COU	2	15	27.067	24.461	30.374	1:21.902	10	2.413	0.122	138.02	1:21.863
15	30	Team Speed Car	DESTEMBERT Pascal	DEGUFFROY Rémy	Audi R8 LMS Ultra	CHA	13	19	27.128	24.307	30.688	1:22.123	19	2.634	0.221	137.65	1:22.008
16	21	Classic & Modern Racing	HIRSCHI Pierre	NICOLLE Thomas	BMW Z4	COU	3	14	27.370	24.667	30.896	1:22.933	13	3.444	0.810	136.3	1:22.603
17	3	Sport Garage	CAYROLLE Eric	SANTAMATO Arno	Ferrari 458 Italia	CHA	14	5	27.342	24.526	31.370	1:23.238	4	3.749	0.305	135.8	1:22.975
18	44	Saintéloc Racing	ROSSELLO Fabrice	LALLEMENT Gilles	Audi R8 LMS Ultra	COU	4	12	28.462	25.114	31.066	1:24.642	11	5.153	1.404	133.55	1:24.151
19	31*	Team Speed Car	GARROUSTE Patrice	GUILLOT Marc	Aston Martin DBRS9	CHA	15	9	32.707	27.289	34.502	1:34.498	6	15.009	9.856	119.62	1:32.430
20	10	Sofrev ASP	DEBARD Eric	PANIS Olivier	Ferrari 458 Italia	CHA	16	0	-	-	-	-	0	-	-	-	-

M Tps : 1:19.489 (142.21 km/h), (N°1) MOULLIN TRAFFORT Morgan

# GT TOUR FFSA 2014

## 30 Mai au 1er Juin



Championnat de France FFSA GT

Circuit de Lédenon (3.14 km)

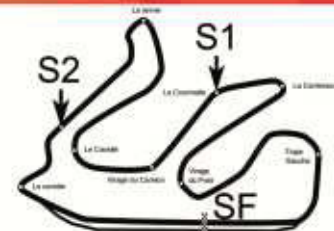
Essais libres 1

Tour par tour

NT	Heure	S1	S2	S3	Dern. Tr	Total Time	NT	Heure	S1	S2	S3	Dern. Tr	Total Time	
<b>N° 1, GIA / MOU, Pos. 1</b>							<b>N° 9, POL / AYA, Pos. 11</b>							
1	11:49:29	30.710	25.144	31.781	1:27.635	3:13.980	4	11:55:36	27.793	24.819	31.236	1:23.848	9:20.507	
2	11:50:59	29.689	24.842	35.658	1:30.189	4:44.169	5	11:56:59	27.501	24.691	30.916	1:23.108	10:43.615	
3	11:52:22	27.359	24.452	30.364	1:22.175	6:06.344	6	11:58:27	28.254	26.985	32.885	1:28.124	12:11.739	
4	11:53:43	26.854	24.165	30.269	1:21.288	7:27.632	7	11:59:50	27.197	24.953	30.919	1:23.069	13:34.808	
5	11:55:07	26.652	25.738	31.568	Pit In	8:51.590	8	12:01:12	27.046	24.686	30.502	1:22.234	14:57.042	
6	12:00:12	-	24.711	31.083	5:05.364	13:56.954	9	12:02:34	27.045	24.525	30.423	1:21.993	16:19.035	
7	12:01:33	26.766	23.832	30.059	1:20.657	15:17.611	10	12:03:55	26.905	23.947	30.316	1:21.168	17:40.203	
8	12:02:53	26.417	24.114	29.941	1:20.472	16:38.083	11	12:05:25	29.540	29.582	30.650	Pit In	19:09.975	
9	12:04:14	26.579	23.859	30.330	1:20.768	17:58.851	12	12:09:21	-	24.971	31.484	3:55.530	23:05.505	
10	12:05:43	31.776	28.028	29.160	Pit In	19:27.815	13	12:12:02	1:40.876	28.373	32.259	2:41.508	25:47.013	
11	12:12:25	-	24.239	31.391	6:41.757	26:09.572	14	12:13:26	27.281	24.252	32.082	1:23.615	27:10.628	
12	12:13:45	26.218	23.825	29.836	1:19.879	27:29.451	15	12:14:47	26.750	24.178	30.342	1:21.270	28:31.898	
13	12:15:04	26.257	23.660	29.572	1:19.489	28:48.940	16	12:16:08	26.696	23.966	30.457	1:21.119	29:53.017	
14	12:16:22	26.833	24.585	26.691	Pit In	30:07.049	17	12:17:29	26.761	23.897	30.362	1:21.020	31:14.037	
<b>N° 3, CAY / SAN, Pos. 17</b>							<b>N° 17, TON / DER, Pos. 5</b>							
1	11:53:30	-	26.171	32.133	5:03.014	7:14.962	1	11:50:45	38.760	29.090	38.191	1:46.041	4:29.683	
2	11:54:56	28.573	25.105	31.662	1:25.340	8:40.302	2	11:52:13	30.568	25.840	31.623	1:28.031	5:57.714	
3	11:56:19	27.656	24.683	31.107	1:23.446	10:03.748	3	11:53:41	27.612	27.038	33.075	1:27.725	7:25.439	
4	11:57:42	27.342	24.526	31.370	1:23.238	11:26.986	4	11:55:04	27.422	24.698	30.905	1:23.025	8:48.464	
5	11:59:23	45.976	25.072	29.624	Pit In	13:07.658	5	11:56:26	27.269	24.526	30.769	1:22.564	10:11.028	
<b>N° 4, VAN / LOR, Pos. 8</b>							6	11:57:53	28.341	25.849	32.243	1:26.433	11:37.461	
1	11:49:41	28.037	25.111	33.021	1:26.169	3:26.202	7	11:59:22	31.404	25.912	31.992	1:29.308	13:06.769	
2	11:51:06	28.159	25.141	31.207	1:24.507	4:50.709	8	12:00:44	27.035	24.324	30.518	1:21.877	14:28.646	
3	11:52:30	27.932	24.831	31.323	1:24.086	6:14.795	9	12:02:05	26.857	24.126	30.188	1:21.171	15:49.817	
4	11:53:52	27.453	24.385	30.549	1:22.387	7:37.182	10	12:03:26	26.653	23.781	30.510	1:20.944	17:10.761	
5	11:55:14	26.945	24.359	30.558	1:21.862	8:59.044	11	12:04:51	29.235	25.557	29.946	Pit In	18:35.499	
6	11:56:36	26.906	24.217	30.236	1:21.359	10:20.403	12	12:09:39	-	27.243	31.837	4:47.813	23:23.312	
7	11:57:57	26.867	24.235	30.173	1:21.275	11:41.678	13	12:11:05	29.029	27.186	30.661	Pit In	24:50.188	
8	11:59:22	28.868	26.050	30.006	Pit In	13:06.602	14	12:14:31	-	24.733	30.454	3:25.590	28:15.778	
9	12:03:39	-	25.197	30.559	4:16.916	17:23.518	15	12:15:52	26.590	23.968	29.983	1:20.541	29:36.319	
10	12:05:02	27.286	24.532	31.019	1:22.837	18:46.355	16	12:17:12	26.537	23.849	30.081	1:20.467	30:56.786	
11	12:06:24	27.282	25.011	30.363	1:22.656	20:09.011								
12	12:07:46	27.127	23.909	30.262	1:21.298	21:30.309								
13	12:09:07	27.940	24.666	28.682	Pit In	22:51.597								
14	12:12:40	-	24.286	30.578	3:32.636	26:24.233								
15	12:14:01	27.091	23.908	30.322	1:21.321	27:45.554								
16	12:15:22	26.940	23.986	30.193	1:21.119	29:06.673								
17	12:16:43	26.724	23.845	30.151	1:20.720	30:27.393								
<b>N° 7, SAM / CAZ, Pos. 10</b>														
1	11:51:20	-	29.028	32.983	2:54.300	5:04.760								
2	11:52:47	29.294	25.579	31.966	1:26.839	6:31.599								
3	11:54:12	28.390	25.175	31.495	1:25.060	7:56.659								

# GT TOUR FFSA 2014

## 30 Mai au 1er Juin



Championnat de France FFSA GT

Circuit de Lédenon (3.14 km)

Essais libres 1

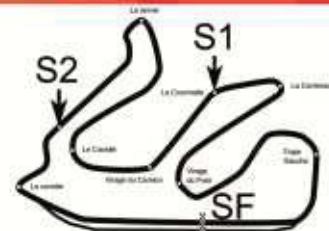
Tour par tour

NT	Heure	S1	S2	S3	Dern. Tr	Total Time	NT	Heure	S1	S2	S3	Dern. Tr	Total Time
<b>N° 17, TON / DER, Pos. 5</b>							<b>N° 30, DES / DEG, Pos. 15</b>						
16	12:17:12	26.537	23.849	30.081	1:20.467	30:56.786	10	12:09:25	27.581	24.679	31.066	1:23.326	23:09.603
<b>N° 20, BEA / BAD, Pos. 2</b>							<b>N° 31*, GAR / GUI, Pos. 19</b>						
1	11:49:27	29.875	25.388	33.053	1:28.316	3:11.378	1	12:01:24	33.752	31.444	36.168	Pit In	15:09.018
2	11:50:56	31.384	24.807	33.484	1:29.675	4:41.053	2	12:05:29	-	29.261	35.669	4:04.961	19:13.979
3	11:52:19	27.603	24.247	30.730	1:22.580	6:03.633	3	12:07:04	31.633	28.018	35.156	1:34.807	20:48.786
4	11:53:41	27.129	24.082	31.003	1:22.214	7:25.847	4	12:08:41	32.049	28.516	36.281	1:36.846	22:25.632
5	11:55:12	27.475	28.285	34.901	1:30.661	8:56.508	5	12:10:16	31.500	28.101	35.784	1:35.385	24:01.017
6	11:56:30	26.690	24.173	27.764	Pit In	10:15.135	6	12:11:51	32.707	27.289	34.502	1:34.498	25:35.515
7	12:02:49	-	24.360	30.466	6:18.614	16:33.749	7	12:13:26	31.949	27.474	36.130	1:35.553	27:11.068
8	12:04:10	26.725	24.353	30.235	1:21.313	17:55.062	8	12:15:04	30.639	28.359	38.294	1:37.292	28:48.360
9	12:05:31	26.436	24.067	30.180	1:20.683	19:15.745	9	12:16:46	33.024	28.849	40.431	1:42.304	30:30.664
10	12:06:51	28.043	24.118	27.922	Pit In	20:35.828	<b>N° 36*, DEM / ABR, Pos. 7</b>						
11	12:11:01	-	26.261	30.560	4:09.519	24:45.347	1	11:49:30	30.091	25.259	32.189	1:27.539	3:14.945
12	12:12:24	26.855	23.544	32.489	1:22.888	26:08.235	2	11:50:57	29.529	24.574	32.848	1:26.951	4:41.896
13	12:13:43	26.501	23.570	29.918	1:19.989	27:28.224	3	11:52:20	27.604	24.397	30.939	1:22.940	6:04.836
14	12:15:03	26.154	23.540	30.184	1:19.878	28:48.102	4	11:53:42	27.093	24.332	30.514	1:21.939	7:26.775
15	12:16:27	28.100	25.512	30.089	Pit In	30:11.803	5	11:55:08	27.070	24.569	33.995	1:25.634	8:52.409
<b>N° 21, HIR / NIC, Pos. 16</b>							<b>N° 36*, DEM / ABR, Pos. 7</b>						
1	11:50:49	30.128	31.277	34.357	Pit In	4:34.106	6	11:56:30	27.075	24.423	30.421	1:21.919	10:14.328
2	11:53:25	-	41.428	32.312	Pit In	7:10.077							
3	11:56:15	-	25.790	32.614	2:50.095	10:00.172							
4	11:57:41	28.224	25.156	32.007	1:25.387	11:25.559							
5	11:59:05	27.520	24.958	31.612	1:24.090	12:49.649							
6	12:00:31	27.692	25.236	33.089	1:26.017	14:15.666							
7	12:01:55	27.515	25.045	31.387	1:23.947	15:39.613							
8	12:03:19	28.245	25.171	31.174	1:24.590	17:04.203							
9	12:04:44	27.563	25.349	31.966	1:24.878	18:29.081							
10	12:06:05	28.308	25.470	27.229	Pit In	19:50.088							
11	12:12:25	-	25.039	31.821	6:19.688	26:09.776							
12	12:13:49	27.815	25.056	31.388	1:24.259	27:34.035							
13	12:15:12	27.370	24.667	30.896	1:22.933	28:56.968							
14	12:16:36	27.040	25.112	31.194	1:23.346	30:20.314							
<b>N° 22, COU / DEM, Pos. 13</b>													
1	11:52:48	29.143	25.646	32.075	1:26.864	6:32.974							
2	11:54:13	27.964	24.954	31.369	1:24.287	7:57.261							
3	11:55:37	27.796	25.037	31.257	1:24.090	9:21.351							
4	11:57:05	30.169	26.821	31.570	1:28.560	10:49.911							
5	11:58:29	27.852	24.800	31.106	1:23.758	12:13.669							
6	11:59:52	27.462	24.703	30.724	1:22.889	13:36.558							
7	12:01:14	27.230	25.581	29.317	Pit In	14:58.686							
8	12:06:38	-	27.608	34.183	5:23.621	20:22.307							
9	12:08:02	27.834	25.273	30.863	1:23.970	21:46.277							



### GT TOUR FFSA 2014

### 30 Mai au 1er Juin



Championnat de France FFSA GT

Circuit de Lédenon (3.14 km)

Essais libres 1

Tour par tour

NT	Heure	S1	S2	S3	Dern. Tr	Total Time	NT	Heure	S1	S2	S3	Dern. Tr	Total Time
----	-------	----	----	----	----------	------------	----	-------	----	----	----	----------	------------

**N° 51, HAS / PAR, Pos. 3**

11	12:08:39	27.445	25.055	28.653	Pit In	22:23.272
12	12:11:25	-	24.504	30.889	2:46.298	25:09.570
13	12:12:46	26.584	23.821	30.351	1:20.756	26:30.326
14	12:14:06	26.890	23.737	30.252	1:20.879	27:51.205
15	12:15:27	26.317	23.853	30.117	1:20.287	29:11.492
16	12:16:47	26.486	23.658	29.962	1:20.106	30:31.598

**N° 76, NAR / ARM, Pos. 4**

1	11:49:48	28.211	27.180	39.761	1:35.152	3:32.577
2	11:51:15	30.437	25.825	30.413	1:26.675	4:59.252
3	11:52:36	27.245	23.883	30.317	1:21.445	6:20.697
4	11:53:58	26.941	23.936	30.746	1:21.623	7:42.320
5	11:55:22	29.471	25.332	29.121	Pit In	9:06.244
6	12:00:59	-	24.151	30.407	5:37.676	14:43.920
7	12:02:20	26.855	23.866	30.238	1:20.959	16:04.879
8	12:03:42	26.843	24.928	30.248	1:22.019	17:26.898
9	12:05:30	51.461	27.488	28.720	Pit In	19:14.567
10	12:08:50	-	24.836	30.695	3:20.120	22:34.687
11	12:10:11	27.129	23.924	30.474	1:21.527	23:56.214
12	12:11:34	27.950	24.316	30.472	1:22.738	25:18.952
13	12:12:55	26.814	23.648	30.203	1:20.665	26:39.617
14	12:14:15	26.586	23.609	29.985	1:20.180	27:59.797
15	12:15:38	27.012	24.878	31.357	1:23.247	29:23.044
16	12:16:59	26.721	23.999	30.232	1:20.952	30:43.996

**N° 350, DUQ / COL, Pos. 12**

1	11:52:02	-	27.307	33.254	3:15.287	5:46.364
2	11:53:29	28.624	26.272	32.943	1:27.839	7:14.203
3	11:54:58	29.654	25.728	32.798	1:28.180	8:42.383
4	11:56:26	30.560	25.486	32.262	1:28.308	10:10.691
5	11:57:54	28.437	27.031	32.454	1:27.922	11:38.613
6	11:59:23	30.969	25.629	32.683	1:29.281	13:07.894
7	12:00:46	27.460	24.972	30.860	1:23.292	14:31.186
8	12:02:09	27.142	24.501	31.049	1:22.692	15:53.878
9	12:03:31	27.240	24.368	30.585	1:22.193	17:16.071
10	12:04:58	29.891	25.093	31.714	Pit In	18:42.769
11	12:11:48	-	26.615	33.840	6:50.370	25:33.139
12	12:13:13	27.834	24.708	32.236	1:24.778	26:57.917
13	12:14:36	27.347	24.374	31.225	1:22.946	28:20.863
14	12:15:59	27.116	24.580	30.890	1:22.586	29:43.449
15	12:17:20	26.947	24.172	30.496	1:21.615	31:05.064