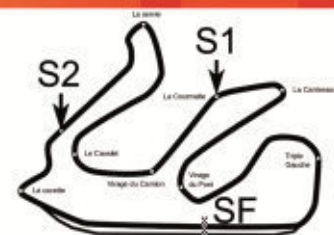


GT TOUR FFSA 2014 30 Mai au 1er Juin



Championnat de France FFSA GT
Essais libres 2

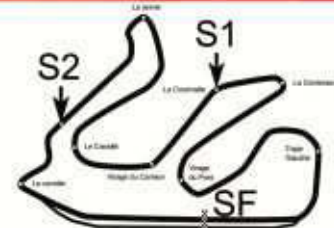
Circuit de Lédenon (3.14 km)
Classement sur le meilleur tour

Pos.	N°	Team	Nom 1	Nom 2	Vehicule	Cat	P cat.	NT	S1	S2	S3	M Tps	Au tour	Ecart 1er	Ecart prec	M vit	Tps idéal
1	51	Sébastien Loeb Racing	HASSID Henry	PARISY Mike	Audi R8 LMS Ultra	CHA	1	16	26.965	23.876	30.116	1:20.957	11	-	-	139.63	1:20.482
2	1	Team Sofrev ASP	GIAUQUE Philippe	MOULLIN TRAFFORT Mor...	Ferrari 458 Italia	CHA	2	8	26.885	23.909	30.350	1:21.144	5	0.187	0.187	139.31	1:21.144
3	42	Saintéloc Racing	HALLYDAY David	GUILVERT Grégory	Audi R8 LMS Ultra	CHA	3	14	27.038	23.807	30.328	1:21.173	14	0.216	0.029	139.26	1:20.958
4	20	Sofrev ASP	BEAUBELIQUE Je...	BADEY Ludovic	Ferrari 458 Italia	CHA	4	14	26.925	24.094	30.307	1:21.326	12	0.369	0.153	139	1:21.004
5	76	IMSA Performance Matmut	NARAC Raymond	ARMINDO Nicolas	Porsche 911 GT3 R	CHA	5	14	26.793	23.930	30.696	1:21.419	14	0.462	0.093	138.84	1:21.120
6	7	GSE by DKR Engineering	SAMON Tony	CAZENAVE Laurent	BMW Z4	CHA	6	13	26.942	24.160	30.579	1:21.681	13	0.724	0.262	138.39	1:21.681
7	50	Sébastien Loeb Racing	BERVILLE Roland	BELTOISE Anthony	Audi R8 LMS Ultra	CHA	7	17	26.907	24.268	30.550	1:21.725	13	0.768	0.044	138.32	1:21.635
8	17	Saintéloc Racing	TONELLI Gérard	DERLOT Renaud	Audi R8 LMS Ultra	CHA	8	16	27.266	23.985	30.506	1:21.757	16	0.800	0.032	138.26	1:21.634
9	350	Team Duqueine	DUQUEINE Gilles	COLANCON Philippe	Ferrari 458 Italia	COU	1	15	27.125	24.288	30.431	1:21.844	12	0.887	0.087	138.12	1:21.740
10	3	Sport Garage	CAYROLLE Eric	SANTAMATO Arno	Ferrari 458 Italia	CHA	9	12	27.163	23.980	30.796	1:21.939	5	0.982	0.095	137.96	1:21.939
11	30	Team Speed Car	DESTEMBERT Pas...	DEGUFFROY Rémy	Audi R8 LMS Ultra	CHA	10	19	26.883	24.451	30.756	1:22.090	15	1.133	0.151	137.7	1:21.920
12	4	Sport Garage	VANNELET Gilles	LORGERE-ROUX Bruce	Ferrari 458 Italia	CHA	11	9	27.009	24.321	30.831	1:22.161	5	1.204	0.071	137.58	1:21.952
13	9	Duqueine Engineering	POLICE Jean-Claud...	AYARI Soheil	Ferrari 458 Italia	CHA	12	10	27.722	24.322	30.693	1:22.737	8	1.780	0.576	136.63	1:22.433
14	22	Classic & Modern Racing	COUBARD Laurent	DEMOUSTIER Grégoire	Mercedes SLS AMG	CHA	13	11	28.172	24.289	30.989	1:23.450	11	2.493	0.713	135.46	1:23.254
15	44	Saintéloc Racing	ROSSELLO Fabrice	LALLEMENT Gilles	Audi R8 LMS Ultra	COU	2	15	27.898	24.598	31.241	1:23.737	13	2.780	0.287	134.99	1:23.240
16	36*	Team Speed Car	DEMAY Jérôme	ABRIL Vincent	Audi R8 LMS Ultra	CHA	14	18	28.257	24.670	31.560	1:24.487	15	3.530	0.750	133.8	1:24.306
17	21	Classic & Modern Racing	HIRSCHI Pierre	NICOLLE Thomas	BMW Z4	COU	3	17	28.132	25.002	31.357	1:24.491	5	3.534	0.004	133.79	1:23.739
18	31*	Team Speed Car	GARROUSTE Patri...	GUILLOT Marc	Aston Martin DBRS9	CHA	15	9	28.441	25.028	31.700	1:25.169	9	4.212	0.678	132.72	1:25.169
19	43	Saintéloc Racing	SOURD Marc	BUFFIN Jean-Paul	Audi R8 LMS Ultra	COU	4	6	29.040	25.193	32.127	1:26.360	4	5.403	1.191	130.89	1:26.337
20	10	Sofrev ASP	DEBARD Eric	PANIS Olivier	Ferrari 458 Italia	CHA	16	0	-	-	-	-	0	-	-	-	-

M Tps : 1:20.957 (139.63 km/h), (N°51) HASSID Henry

GT TOUR FFSA 2014

30 Mai au 1er Juin



Championnat de France FFSA GT

Circuit de Lédenon (3.14 km)

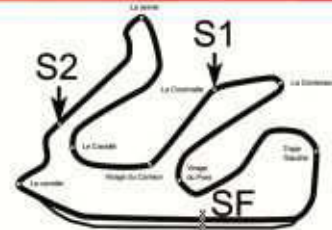
Essais libres 2

Tour par tour

NT	Heure	S1	S2	S3	Dern. Tr	Total Time	NT	Heure	S1	S2	S3	Dern. Tr	Total Time
N° 1, GIA / MOU, Pos. 2							11	12:54:35	-	24.421	31.194	10:09.600	28:34.191
1	12:29:20	28.376	25.067	30.905	1:24.348	3:19.119	12	12:55:58	28.172	24.187	30.937	1:23.296	29:57.487
2	12:30:43	28.246	24.397	30.824	1:23.467	4:42.586	13	12:57:20	26.942	24.160	30.579	1:21.681	31:19.168
3	12:32:07	27.003	24.449	32.533	1:23.985	6:06.571	N° 9, POL / AYA, Pos. 13						
4	12:33:29	27.190	24.365	30.451	1:22.006	7:28.577	1	12:41:29	28.437	24.902	31.401	1:24.740	15:28.725
5	12:34:50	26.885	23.909	30.350	1:21.144	8:49.721	2	12:42:53	27.888	24.791	30.898	1:23.577	16:52.302
6	12:36:27	33.786	30.403	32.889	1:37.078	10:26.799	3	12:44:18	28.164	25.813	31.206	1:25.183	18:17.485
7	12:37:51	27.418	24.829	31.580	1:23.827	11:50.626	4	12:45:41	27.418	24.905	30.846	1:23.169	19:40.654
8	12:40:08	-	-	31.034	Pit In	14:06.943	5	12:47:05	27.946	24.845	30.857	1:23.648	21:04.302
N° 3, CAY / SAN, Pos. 10							6	12:48:30	27.748	24.938	32.232	1:24.918	22:29.220
1	12:29:54	28.351	24.781	31.340	1:24.472	3:53.157	7	12:49:55	29.281	24.758	30.825	1:24.864	23:54.084
2	12:31:17	27.719	24.764	31.062	1:23.545	5:16.702	8	12:51:17	27.722	24.322	30.693	1:22.737	25:16.821
3	12:32:40	27.675	24.387	30.932	1:22.994	6:39.696	9	12:52:40	27.423	24.490	30.847	1:22.760	26:39.581
4	12:34:03	27.274	24.025	30.990	1:22.289	8:01.985	10	12:54:31	38.579	36.031	35.942	Pit In	28:30.133
5	12:35:24	27.163	23.980	30.796	1:21.939	9:23.924	N° 17, TON / DER, Pos. 8						
6	12:36:52	28.997	28.402	30.169	Pit In	10:51.492	1	12:30:33	28.850	25.489	32.023	1:26.362	4:32.764
7	12:45:23	-	36.404	34.149	8:30.956	19:22.448	2	12:32:01	28.539	25.494	33.294	1:27.327	6:00.091
8	12:46:48	28.115	26.093	31.158	1:25.366	20:47.814	3	12:33:26	28.823	24.884	31.242	1:24.949	7:25.040
9	12:48:11	27.712	24.332	30.990	1:23.034	22:10.848	4	12:34:49	27.549	24.639	30.883	1:23.071	8:48.111
10	12:49:34	27.297	24.127	30.823	1:22.247	23:33.095	5	12:36:17	31.840	24.740	31.333	1:27.913	10:16.024
11	12:50:57	27.768	24.186	30.957	1:22.911	24:56.006	6	12:37:40	27.460	24.691	30.861	1:23.012	11:39.036
12	12:52:18	27.767	24.740	29.286	Pit In	26:17.799	7	12:39:04	28.562	24.599	31.281	1:24.442	13:03.478
N° 4, VAN / LOR, Pos. 12							8	12:40:26	27.275	24.260	30.745	1:22.280	14:25.758
1	12:29:51	28.350	25.348	31.769	1:25.467	3:50.624	9	12:41:49	27.403	24.247	31.073	1:22.723	15:48.481
2	12:31:16	27.990	25.084	31.309	1:24.383	5:15.007	10	12:43:12	27.254	24.489	30.908	1:22.651	17:11.132
3	12:32:38	27.461	24.412	30.963	1:22.836	6:37.843	11	12:44:34	27.143	24.350	30.918	1:22.411	18:33.543
4	12:34:01	27.233	24.473	31.140	1:22.846	8:00.689	12	12:45:53	27.151	24.315	27.535	Pit In	19:52.544
5	12:35:23	27.009	24.321	30.831	1:22.161	9:22.850	13	12:51:36	-	27.540	33.588	5:42.687	25:35.231
6	12:36:51	30.489	25.797	31.071	1:27.357	10:50.207	14	12:53:21	30.758	34.213	40.573	1:45.544	27:20.775
7	12:38:13	27.315	24.555	30.827	1:22.697	12:12.904	15	12:54:49	29.669	25.856	32.448	1:27.973	28:48.748
8	12:39:36	27.282	24.116	31.022	1:22.420	13:35.324	16	12:56:11	27.266	23.985	30.506	1:21.757	30:10.505
9	12:40:58	27.288	24.611	30.318	Pit In	14:57.541	N° 20, BEA / BAD, Pos. 4						
N° 7, SAM / CAZ, Pos. 6							1	12:29:17	29.657	25.731	31.954	1:27.342	3:16.279
1	12:31:43	30.325	25.370	32.047	1:27.742	5:42.436	2	12:30:41	27.949	25.410	31.245	1:24.604	4:40.883
2	12:33:09	28.175	25.387	32.211	1:25.773	7:08.209	3	12:32:05	27.750	24.491	31.248	1:23.489	6:04.372
3	12:34:33	28.082	24.536	31.432	1:24.050	8:32.259	4	12:33:28	27.257	24.278	31.221	1:22.756	7:27.128
4	12:35:59	29.994	24.318	31.508	1:25.820	9:58.079	5	12:34:50	27.178	24.127	30.687	1:21.992	8:49.120
5	12:37:23	28.291	24.734	31.038	1:24.063	11:22.142	6	12:36:24	32.481	29.082	32.713	1:34.276	10:23.396
6	12:38:47	28.499	24.822	30.940	1:24.261	12:46.403	7	12:37:47	27.572	24.810	30.626	1:23.008	11:46.404
7	12:40:12	27.951	24.905	31.969	1:24.825	14:11.228	8	12:39:10	27.341	24.205	31.975	1:23.521	13:09.925
8	12:41:36	27.791	24.844	31.227	1:23.862	15:35.090	9	12:40:33	27.434	24.782	30.525	Pit In	14:32.666
9	12:42:59	27.900	24.542	30.825	1:23.267	16:58.357	10	12:44:33	-	25.202	31.208	4:00.140	18:32.806
10	12:44:25	27.852	26.429	31.953	Pit In	18:24.591	11	12:45:55	27.163	24.265	30.463	1:21.891	19:54.697

GT TOUR FFSA 2014

30 Mai au 1er Juin



Championnat de France FFSA GT

Circuit de Lédenon (3.14 km)

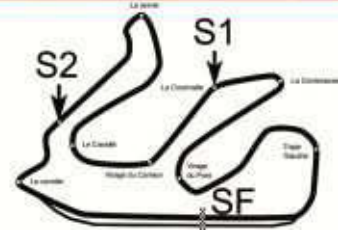
Essais libres 2

Tour par tour

NT	Heure	S1	S2	S3	Dern. Tr	Total Time	NT	Heure	S1	S2	S3	Dern. Tr	Total Time
N° 20, BEA / BAD, Pos. 4							N° 21, HIR / NIC, Pos. 17						
8	12:39:10	27.341	24.205	31.975	1:23.521	13:09.925	1	12:29:27	29.012	25.852	33.573	1:28.437	3:26.091
9	12:40:33	27.434	24.782	30.525	Pit In	14:32.666	2	12:30:54	28.878	25.321	32.664	1:26.863	4:52.954
10	12:44:33	-	25.202	31.208	4:00.140	18:32.806	3	12:32:18	27.920	25.308	31.706	1:24.934	6:17.888
11	12:45:55	27.163	24.265	30.463	1:21.891	19:54.697	4	12:33:43	27.774	25.101	31.941	1:24.816	7:42.704
12	12:47:17	26.925	24.094	30.307	1:21.326	21:16.023	5	12:35:08	28.132	25.002	31.357	1:24.491	9:07.195
13	12:48:38	27.151	23.986	30.342	1:21.479	22:37.502	6	12:36:33	29.349	25.719	29.962	Pit In	10:32.225
14	12:50:22	26.711	28.337	48.820	Pit In	24:21.370	7	12:38:38	-	25.916	29.445	Pit In	12:37.059
							8	12:42:36	-	26.111	32.592	3:58.821	16:35.880
							9	12:44:01	28.233	25.008	31.416	1:24.657	18:00.537
							10	12:45:37	38.766	25.348	31.541	1:35.655	19:36.192
							11	12:47:03	28.299	25.311	32.615	1:26.225	21:02.417
							12	12:48:31	28.234	25.764	34.079	1:28.077	22:30.494
							13	12:49:59	29.947	25.666	32.475	1:28.088	23:58.582
							14	12:51:24	28.273	25.316	31.759	1:25.348	25:23.930
							15	12:52:49	28.076	24.719	31.719	1:24.514	26:48.444
							16	12:54:14	27.945	25.225	31.519	1:24.689	28:13.133
							17	12:55:39	27.663	25.256	32.146	Pit In	29:38.198
							N° 31*, GAR / GUI, Pos. 18						
							1	12:44:24	33.687	29.057	34.541	1:37.285	18:23.923
							2	12:46:55	1:20.227	33.994	36.749	2:30.970	20:54.893
							3	12:48:29	31.917	27.246	33.950	1:33.113	22:28.006
							4	12:50:09	32.601	31.133	37.083	1:40.817	24:08.823
							5	12:51:39	30.328	25.923	32.987	1:29.238	25:38.061
							6	12:53:08	30.430	26.532	32.202	1:29.164	27:07.225
							7	12:54:34	28.822	25.397	31.920	1:26.139	28:33.364
							8	12:56:00	29.428	25.145	31.720	1:26.293	29:59.657
							9	12:57:25	28.441	25.028	31.700	1:25.169	31:24.826
							N° 36*, DEM / ABR, Pos. 16						
							1	12:29:47	34.313	29.077	35.604	1:38.994	3:46.117
							2	12:31:22	32.475	28.501	34.369	1:35.345	5:21.462
							3	12:32:53	30.789	26.815	33.669	1:31.273	6:52.735
							4	12:34:23	30.719	26.389	32.974	1:30.082	8:22.817
							5	12:35:58	29.068	28.997	36.835	1:34.900	9:57.717
							6	12:37:38	30.104	29.574	39.675	1:39.353	11:37.070
							7	12:39:08	32.173	26.924	31.530	Pit In	13:07.697
							8	12:42:28	-	26.733	32.905	3:19.399	16:27.096
							9	12:43:54	29.674	25.514	31.574	1:26.762	17:53.858
							10	12:45:21	28.744	25.571	31.816	1:26.131	19:19.989
							11	12:46:50	29.666	27.148	32.393	1:29.207	20:49.196
							12	12:48:15	28.614	25.288	31.502	1:25.404	22:14.600
							13	12:49:41	28.533	25.065	31.973	1:25.571	23:40.171
							14	12:51:07	28.708	25.654	31.884	1:26.246	25:06.417
							15	12:52:31	28.257	24.670	31.560	1:24.487	26:30.904
							16	12:53:56	28.134	25.031	31.574	1:24.739	27:55.643
							17	12:55:22	28.735	24.883	31.853	1:25.471	29:21.114
							18	12:56:48	28.771	25.009	32.522	1:26.302	30:47.416
N° 22, COU / DEM, Pos. 14							N° 30, DES / DEG, Pos. 11						
1	12:34:42	31.137	26.917	33.645	1:31.699	8:41.865	1	12:29:12	28.366	25.336	31.497	1:25.199	3:11.107
2	12:36:30	38.600	32.096	36.369	1:47.065	10:28.930	2	12:30:36	27.414	25.221	31.722	1:24.357	4:35.464
3	12:38:04	31.495	28.988	33.797	Pit In	12:03.210	3	12:31:59	27.231	24.598	31.184	1:23.013	5:58.477
4	12:47:01	-	28.507	33.918	8:56.898	21:00.108	4	12:33:22	27.168	25.026	30.865	1:23.059	7:21.536
5	12:48:29	29.573	26.347	32.692	1:28.612	22:28.720							
6	12:49:58	30.955	25.724	31.954	1:28.633	23:57.353							
7	12:51:23	28.606	24.920	31.694	1:25.220	25:22.573							
8	12:52:47	28.032	24.636	31.439	1:24.107	26:46.680							
9	12:54:13	29.183	24.818	31.423	1:25.424	28:12.104							
10	12:55:37	27.976	24.685	31.508	1:24.169	29:36.273							
11	12:57:00	28.172	24.289	30.989	1:23.450	30:59.723							

GT TOUR FFSA 2014

30 Mai au 1er Juin



Championnat de France FFSA GT

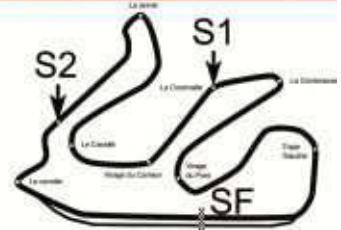
Circuit de Lédenon (3.14 km)

Essais libres 2

Tour par tour

NT	Heure	S1	S2	S3	Dern. Tr	Total Time	NT	Heure	S1	S2	S3	Dern. Tr	Total Time
N° 36*, DEM / ABR, Pos. 16							N° 50, BER / BEL, Pos. 7						
15	12:52:31	28.257	24.670	31.560	1:24.487	26:30.904	1	12:29:31	29.705	26.404	32.316	1:28.425	3:30.790
16	12:53:56	28.134	25.031	31.574	1:24.739	27:55.643	2	12:30:58	28.651	25.410	32.091	1:26.152	4:56.942
17	12:55:22	28.735	24.883	31.853	1:25.471	29:21.114	3	12:32:23	28.091	25.364	31.554	1:25.009	6:21.951
18	12:56:48	28.771	25.009	32.522	1:26.302	30:47.416	4	12:33:47	27.770	25.124	31.297	1:24.191	7:46.142
N° 42, HAL / GUI, Pos. 3							N° 51, HAS / PAR, Pos. 1						
1	12:32:16	28.913	25.019	31.145	1:25.077	6:15.368	1	12:30:37	28.622	25.517	32.979	1:27.118	4:36.457
2	12:33:39	27.756	24.459	30.683	1:22.898	7:38.266	2	12:32:01	27.625	24.726	31.303	1:23.654	6:00.111
3	12:35:01	27.040	24.290	30.826	1:22.156	9:00.422	3	12:33:25	27.873	24.665	31.294	1:23.832	7:23.943
4	12:36:25	27.400	26.389	30.355	Pit In	10:24.566	4	12:34:48	27.716	24.702	31.019	1:23.437	8:47.380
5	12:40:48	-	24.954	30.960	4:23.079	14:47.645	5	12:36:16	31.550	24.991	31.046	1:27.587	10:14.967
6	12:42:10	27.059	24.499	30.538	1:22.096	16:09.741	6	12:37:39	27.417	24.694	31.015	1:23.126	11:38.093
7	12:43:33	27.077	24.258	30.892	1:22.227	17:31.968	7	12:39:01	28.842	24.905	28.386	Pit In	13:00.226
8	12:44:54	26.916	23.916	30.442	1:21.274	18:53.242	8	12:44:51	-	24.935	31.086	5:50.624	18:50.850
9	12:46:17	28.650	24.214	30.627	1:23.491	20:16.733	9	12:46:13	27.279	24.414	30.289	1:21.982	20:12.832
10	12:47:39	26.887	24.159	30.264	1:21.310	21:38.043	10	12:47:35	26.905	24.110	30.172	1:21.187	21:34.019
11	12:48:59	27.980	24.486	28.306	Pit In	22:58.815	11	12:48:56	26.965	23.876	30.116	1:20.957	22:54.976
12	12:53:46	-	24.169	30.800	4:46.777	27:45.592	12	12:50:17	26.977	23.800	30.481	1:21.258	24:16.234
13	12:55:12	29.580	25.188	30.689	1:25.457	29:11.049	13	12:51:38	26.566	24.382	30.620	1:21.568	25:37.802
14	12:56:33	27.038	23.807	30.328	1:21.173	30:32.222	14	12:53:00	27.091	24.136	30.302	1:21.529	26:59.331
N° 43, SOU / BUF, Pos. 19							N° 76, NAR / ARM, Pos. 5						
1	12:30:56	30.895	25.709	32.316	1:28.920	4:55.366	1	12:30:14	27.075	24.796	30.906	1:22.777	4:13.916
2	12:32:24	29.434	26.630	32.325	1:28.389	6:23.755	2	12:31:37	27.113	24.271	30.701	1:22.085	5:36.001
3	12:33:52	29.017	25.858	32.745	1:27.620	7:51.375	3	12:32:59	27.175	24.151	30.659	1:21.985	6:57.986
4	12:35:18	29.040	25.193	32.127	1:26.360	9:17.735	4	12:34:23	28.664	24.761	31.464	1:24.889	8:22.875
5	12:37:16	48.581	35.566	33.157	Pit In	11:15.039	5	12:35:47	27.389	25.011	31.522	1:23.922	9:46.797
6	12:56:59	-	27.691	33.744	19:43.706	30:58.745	6	12:37:10	26.830	25.483	30.647	1:22.960	11:09.757
N° 44, ROS / LALL, Pos. 15							N° 76, NAR / ARM, Pos. 5						
1	12:30:16	28.279	26.046	32.453	1:26.778	4:15.706	7	12:38:33	27.370	24.328	30.657	1:22.355	12:32.112
2	12:31:42	28.204	25.157	31.926	1:25.287	5:40.993	8	12:39:57	28.943	24.218	31.265	1:24.426	13:56.538
3	12:33:06	27.642	24.898	32.275	1:24.815	7:05.808							
4	12:34:31	27.619	24.840	31.673	1:24.132	8:29.940							
5	12:36:34	1:03.780	28.815	31.212	Pit In	10:33.747							
6	12:42:29	-	26.405	32.583	5:55.042	16:28.789							
7	12:43:52	28.692	26.032	27.885	Pit In	17:51.398							
8	12:47:10	-	25.364	32.043	3:17.807	21:09.205							
9	12:48:34	27.896	24.933	31.232	1:24.061	22:33.266							
10	12:50:00	28.342	26.343	31.306	1:25.991	23:59.257							
11	12:51:28	28.460	24.838	34.643	1:27.941	25:27.198							
12	12:52:52	27.711	24.680	31.618	1:24.009	26:51.207							
13	12:54:16	27.898	24.598	31.241	1:23.737	28:14.944							
14	12:55:42	27.529	24.479	34.658	1:26.666	29:41.610							
15	12:57:03	27.733	24.519	28.883	Pit In	31:02.745							

GT TOUR FFSA 2014
30 Mai au 1er Juin



Championnat de France FFSA GT
Essais libres 2

Circuit de Lédenon (3.14 km)
Tour par tour

NT	Heure	S1	S2	S3	Dern. Tr	Total Time	NT	Heure	S1	S2	S3	Dern. Tr	Total Time
N° 76, NAR / ARM, Pos. 5													
4	12:34:23	28.664	24.761	31.464	1:24.889	8:22.875							
5	12:35:47	27.389	25.011	31.522	1:23.922	9:46.797							
6	12:37:10	26.830	25.483	30.647	1:22.960	11:09.757							
7	12:38:33	27.370	24.328	30.657	1:22.355	12:32.112							
8	12:39:57	28.943	24.218	31.265	1:24.426	13:56.538							
9	12:41:20	27.882	24.804	29.902	Pit In	15:19.126							
10	12:50:38	-	24.294	30.823	9:18.165	24:37.291							
11	12:51:59	27.029	24.004	30.426	1:21.459	25:58.750							
12	12:53:21	27.048	23.901	30.559	1:21.508	27:20.258							
13	12:54:43	27.290	24.264	30.626	1:22.180	28:42.438							
14	12:56:04	26.793	23.930	30.696	1:21.419	30:03.857							
N° 350, DUQ / COL, Pos. 9													
1	12:31:08	31.519	26.322	32.213	1:30.054	5:07.606							
2	12:32:33	28.092	25.579	31.422	1:25.093	6:32.699							
3	12:33:57	27.947	24.750	30.873	1:23.570	7:56.269							
4	12:35:20	27.363	24.758	30.789	1:22.910	9:19.179							
5	12:36:48	30.049	26.248	32.330	1:28.627	10:47.806							
6	12:38:12	27.767	24.567	30.838	1:23.172	12:10.978							
7	12:39:35	27.447	24.633	30.901	1:22.981	13:33.959							
8	12:40:57	27.598	24.607	30.742	1:22.947	14:56.906							
9	12:42:33	31.765	30.892	32.599	Pit In	16:32.162							
10	12:46:36	-	26.102	31.488	4:03.271	20:35.433							
11	12:47:59	27.457	24.727	30.969	1:23.153	21:58.586							
12	12:49:21	27.125	24.288	30.431	1:21.844	23:20.430							
13	12:50:44	27.021	24.805	30.899	1:22.725	24:43.155							
14	12:52:06	27.117	24.514	30.625	1:22.256	26:05.411							
15	12:53:36	31.226	27.457	30.865	Pit In	27:34.959							