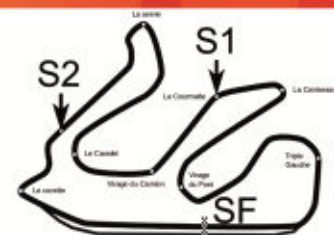


GT TOUR FFSA 2014 30 Mai au 1er Juin



Championnat de France FFSA GT
Essais libres 5

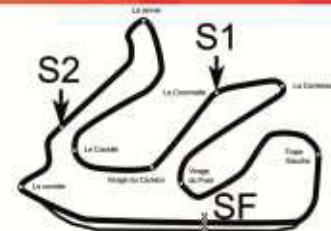
Circuit de Lédenon (3.14 km)
Classement sur le meilleur tour

Pos.	N°	Team	Nom 1	Nom 2	Vehicule	Cat	P cat.	NT	S1	S2	S3	M Tps	Au tour	Ecart 1er	Ecart prec	M vit	Tps idéal
1	50	Sébastien Loeb Racing	BERVILLE Roland	BELTOISE Anthony	Audi R8 LMS Ultra	CHA	1	10	26.203	23.846	30.153	1:20.202	6	-	-	140.94	1:20.171
2	1	Team Sofrev ASP	GIAUQUE Philippe	MOULLIN TRAFFORT M...	Ferrari 458 Italia	CHA	2	6	26.631	24.028	30.218	1:20.877	5	0.675	0.675	139.77	1:20.690
3	4	Sport Garage	VANNELET Gilles	LORGERE-ROUX Bruce	Ferrari 458 Italia	CHA	3	7	26.757	23.913	30.434	1:21.104	7	0.902	0.227	139.38	1:21.005
4	76	IMSA Performance Matmut	NARAC Raymond	ARMINDO Nicolas	Porsche 911 GT3 R	CHA	4	7	26.848	24.145	30.208	1:21.201	5	0.999	0.097	139.21	1:20.903
5	10	Sofrev ASP	DEBARD Eric	PANIS Olivier	Ferrari 458 Italia	CHA	5	8	26.659	24.244	30.305	1:21.208	2	1.006	0.007	139.2	1:20.982
6	42	Saintéloc Racing	HALLYDAY David	GUILVERT Grégory	Audi R8 LMS Ultra	CHA	6	7	27.030	24.052	30.275	1:21.357	6	1.155	0.149	138.94	1:21.048
7	51	Sébastien Loeb Racing	HASSID Henry	PARISY Mike	Audi R8 LMS Ultra	CHA	7	5	26.796	23.673	30.907	1:21.376	5	1.174	0.019	138.91	1:20.940
8	20	Sofrev ASP	BEAUBELIQUE J...	BADEY Ludovic	Ferrari 458 Italia	CHA	8	6	26.998	23.849	30.564	1:21.411	6	1.209	0.035	138.85	1:21.411
9	350	Team Duqueine	DUQUEINE Gilles	COLANCON Philippe	Ferrari 458 Italia	COU	1	10	26.787	24.289	30.380	1:21.456	3	1.254	0.045	138.77	1:21.398
10	17	Saintéloc Racing	TONELLI Gérard	DERLOT Renaud	Audi R8 LMS Ultra	CHA	9	7	26.798	24.077	30.737	1:21.612	6	1.410	0.156	138.51	1:20.991
11	3	Sport Garage	CAYROLLE Eric	SANTAMATO Arno	Ferrari 458 Italia	CHA	10	6	27.072	24.088	30.476	1:21.636	6	1.434	0.024	138.47	1:21.636
12	7	GSE by DKR Engineering	SAMON Tony	CAZENAVE Laurent	BMW Z4	CHA	11	4	27.633	24.164	30.538	1:22.335	2	2.133	0.699	137.29	1:22.105
13	30	Team Speed Car	DESTEMBERT P...	DEGUFFROY Rémy	Audi R8 LMS Ultra	CHA	12	6	27.323	24.440	30.672	1:22.435	3	2.233	0.100	137.13	1:22.170
14	22	Classic & Modern Racing	COUBARD Laure...	DEMOUSTIER Grégoire	Mercedes SLS AMG	CHA	13	5	28.430	24.266	30.775	1:23.471	5	3.269	1.036	135.42	1:22.856
15	36	Team Speed Car	DEMAY Jérôme	ABRIL Vincent	Audi R8 LMS Ultra	CHA	14	7	27.936	24.566	31.292	1:23.794	4	3.592	0.323	134.9	1:23.656
16	44	Saintéloc Racing	ROSSELLO Fabri...	LALLEMENT Gilles	Audi R8 LMS Ultra	COU	2	4	28.124	25.394	30.984	1:24.502	3	4.300	0.708	133.77	1:23.943
17	43	Saintéloc Racing	SOURD Marc	BUFFIN Jean-Paul	Audi R8 LMS Ultra	COU	3	7	28.058	24.871	31.741	1:24.670	6	4.468	0.168	133.51	1:24.611
18	9	Duqueine Engineering	POLICE Jean-Cla...	AYARI Soheil	Ferrari 458 Italia	CHA	15	0	-	-	-	-	0	-	-	-	-
19	21	Classic & Modern Racing	HIRSCHI Pierre	NICOLLE Thomas	BMW Z4	COU	4	0	-	-	-	-	0	-	-	-	-
20	31	Team Speed Car	GARROUSTE Pa...	GUILLOT Marc	Aston Martin DBRS9	CHA	16	0	-	-	-	-	0	-	-	-	-

M Tps : 1:20.202 (140.94 km/h), (N°50) BERVILLE Roland

GT TOUR FFSA 2014

30 Mai au 1er Juin



Championnat de France FFSA GT

Circuit de Lédenon (3.14 km)

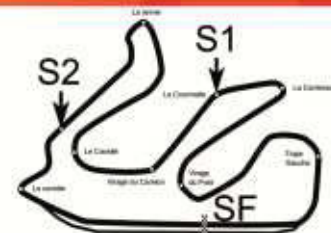
Essais libres 5

Tour par tour

NT	Heure	S1	S2	S3	Dern. Tr	Total Time	NT	Heure	S1	S2	S3	Dern. Tr	Total Time
N° 1, GIA / MOU, Pos. 2							N° 20, BEA / BAD, Pos. 8						
1	15:41:46	-	29.899	34.528	Pit In	6:44.900	5	15:47:43	27.417	24.025	30.286	1:21.728	12:41.385
2	15:43:48	-	29.047	34.395	2:01.804	8:46.704	6	15:49:04	26.798	24.077	30.737	1:21.612	14:02.997
3	15:45:14	29.785	25.070	30.973	1:25.828	10:12.532	7	15:50:26	26.854	23.907	31.121	1:21.882	15:24.879
4	15:46:35	27.218	24.052	30.031	1:21.301	11:33.833	N° 22, COU / DEM, Pos. 14						
5	15:47:56	26.631	24.028	30.218	1:20.877	12:54.710	1	15:43:52	29.111	25.636	31.886	1:26.633	8:51.305
6	15:49:31	31.751	29.272	33.876	Pit In	14:29.609	2	15:45:21	29.541	26.336	32.756	1:28.633	10:19.938
N° 3, CAY / SAN, Pos. 11							3	15:46:48	28.361	25.149	33.824	1:27.334	11:47.272
1	15:40:26	42.944	29.077	29.490	Pit In	5:24.539	4	15:48:14	29.327	25.191	30.973	1:25.491	13:12.763
2	15:44:21	-	26.999	33.191	3:54.980	9:19.519	5	15:49:37	27.227	24.594	30.827	1:22.648	14:35.411
3	15:45:43	27.539	24.250	30.642	1:22.431	10:41.950	6	15:50:58	26.998	23.849	30.564	1:21.411	15:56.822
4	15:47:25	27.406	24.586	50.381	1:42.373	12:24.323	N° 30, DES / DEG, Pos. 13						
5	15:48:47	27.181	24.164	30.555	1:21.900	13:46.223	1	15:42:28	28.222	25.854	32.358	1:26.434	10:26.505
6	15:50:09	27.072	24.088	30.476	1:21.636	15:07.859	2	15:46:53	28.875	25.362	31.250	1:25.487	11:51.992
N° 4, VAN / LOR, Pos. 3							3	15:48:18	27.924	24.870	32.278	1:25.072	13:17.064
1	15:40:46	32.668	28.750	32.788	1:34.206	5:45.284	4	15:49:43	27.815	24.927	31.654	1:24.396	14:41.460
2	15:42:11	28.323	25.487	30.726	1:24.536	7:09.820	5	15:51:06	28.430	24.266	30.775	1:23.471	16:04.931
3	15:43:33	27.114	24.150	30.706	1:21.970	8:31.790	N° 36, DEM / ABR, Pos. 15						
4	15:44:54	26.993	24.005	30.484	1:21.482	9:53.272	1	15:42:24	32.743	25.456	32.449	1:30.648	7:23.310
5	15:46:12	26.932	24.071	26.969	Pit In	11:11.244	2	15:43:50	28.514	25.086	31.921	1:25.521	8:48.831
6	15:49:22	-	24.131	30.335	3:09.332	14:20.576	3	15:45:16	29.921	25.186	31.313	1:26.420	10:15.251
7	15:50:43	26.757	23.913	30.434	1:21.104	15:41.680	4	15:46:40	27.936	24.566	31.292	1:23.794	11:39.045
N° 7, SAM / CAZ, Pos. 12							5	15:48:04	28.469	24.615	31.236	1:24.320	13:03.365
1	15:46:08	27.937	24.588	31.123	1:23.648	11:06.390	6	15:49:30	28.010	24.587	32.993	1:25.590	14:28.955
2	15:47:30	27.633	24.164	30.538	1:22.335	12:28.725	7	15:50:54	28.014	24.699	31.154	1:23.867	15:52.822
3	15:48:52	27.407	24.160	30.849	1:22.416	13:51.141	N° 42, HAL / GUI, Pos. 6						
4	15:50:15	27.617	24.199	30.565	1:22.381	15:13.522	1	15:40:41	31.054	26.142	35.738	1:32.934	5:39.834
N° 10, DEB / PAN, Pos. 5							2	15:42:14	32.827	28.161	31.908	Pit In	7:12.730
1	15:38:28	27.022	24.152	30.477	1:21.651	3:26.932	3	15:45:25	-	27.109	32.145	3:10.840	10:23.570
2	15:39:49	26.659	24.244	30.305	1:21.208	4:48.140	4	15:46:48	28.289	24.345	30.451	1:23.085	11:46.655
3	15:41:12	27.236	25.378	29.799	Pit In	6:10.553	5	15:48:10	27.630	23.809	30.678	1:22.117	13:08.772
4	15:45:15	-	25.005	31.142	4:03.760	10:14.313	6	15:49:31	27.030	24.052	30.275	1:21.357	14:30.129
5	15:46:37	26.797	24.335	30.237	1:21.369	11:35.682	7	15:50:53	27.112	23.743	30.637	1:21.492	15:51.621
6	15:47:58	26.918	24.123	30.247	1:21.288	12:56.970	N° 17, TON / DER, Pos. 10						
7	15:49:20	27.186	24.163	30.636	1:21.985	14:18.955	1	15:41:55	32.466	29.327	35.207	1:37.000	6:54.039
8	15:50:41	26.787	24.086	30.336	1:21.209	15:40.164	2	15:43:29	33.629	27.527	32.893	1:34.049	8:28.088
N° 17, TON / DER, Pos. 10							3	15:44:57	28.828	24.800	34.016	1:27.644	9:55.732
1	15:41:55	32.466	29.327	35.207	1:37.000	6:54.039	4	15:46:21	27.994	25.183	30.748	1:23.925	11:19.657
2	15:43:29	33.629	27.527	32.893	1:34.049	8:28.088							
3	15:44:57	28.828	24.800	34.016	1:27.644	9:55.732							
4	15:46:21	27.994	25.183	30.748	1:23.925	11:19.657							

GT TOUR FFSA 2014

30 Mai au 1er Juin



Championnat de France FFSA GT

Circuit de Lédenon (3.14 km)

Essais libres 5

Tour par tour

NT	Heure	S1	S2	S3	Dern. Tr	Total Time	NT	Heure	S1	S2	S3	Dern. Tr	Total Time
N° 42, HAL / GUI, Pos. 6							N° 350, DUQ / COL, Pos. 9						
6	15:49:31	27.030	24.052	30.275	1:21.357	14:30.129	1	15:38:39	27.531	24.685	30.667	1:22.883	3:37.893
7	15:50:53	27.112	23.743	30.637	1:21.492	15:51.621	2	15:40:02	27.838	25.082	30.334	1:23.254	5:01.147
N° 43, SOU / BUF, Pos. 17							N° 351, COL / COL, Pos. 10						
1	15:42:32	29.154	25.482	32.495	1:27.131	7:30.387	3	15:41:24	26.787	24.289	30.380	1:21.456	6:22.603
2	15:43:57	28.354	25.224	32.070	1:25.648	8:56.035	4	15:42:50	29.429	25.399	31.825	1:26.653	7:49.256
3	15:45:27	29.767	26.998	32.610	1:29.375	10:25.410	5	15:44:13	27.809	24.443	30.520	1:22.772	9:12.028
4	15:46:53	28.618	25.288	32.273	1:26.179	11:51.589	6	15:45:35	27.233	24.355	30.590	1:22.178	10:34.206
5	15:48:18	27.999	25.073	31.897	1:24.969	13:16.558	7	15:46:59	27.310	24.514	32.056	1:23.880	11:58.086
6	15:49:42	28.058	24.871	31.741	1:24.670	14:41.228	8	15:48:22	27.150	24.481	31.037	1:22.668	13:20.754
7	15:51:12	31.271	25.537	32.433	1:29.241	16:10.469	9	15:49:45	27.675	24.277	30.973	1:22.925	14:43.679
N° 44, ROS / LALL, Pos. 16							N° 352, COL / COL, Pos. 11						
1	15:47:00	29.268	30.396	33.586	1:33.250	11:59.154	10	15:51:05	28.017	24.758	27.716	Pit In	16:04.170
2	15:48:25	28.462	25.143	31.243	1:24.848	13:24.002							
3	15:49:50	28.124	25.394	30.984	1:24.502	14:48.504							
4	15:51:25	27.816	27.553	39.570	Pit In	16:23.443							
N° 50, BER / BEL, Pos. 1							N° 353, COL / COL, Pos. 12						
1	15:38:14	26.974	24.088	30.322	1:21.384	3:12.879	1	15:38:39	27.531	24.685	30.667	1:22.883	3:37.893
2	15:39:35	26.394	24.055	30.321	1:20.770	4:33.649	2	15:40:02	27.838	25.082	30.334	1:23.254	5:01.147
3	15:40:56	26.739	24.174	30.122	1:21.035	5:54.684	3	15:41:24	26.787	24.289	30.380	1:21.456	6:22.603
4	15:42:17	26.640	23.876	30.395	1:20.911	7:15.595	4	15:42:50	29.429	25.399	31.825	1:26.653	7:49.256
5	15:43:38	26.683	24.116	30.646	1:21.445	8:37.040	5	15:44:13	27.809	24.443	30.520	1:22.772	9:12.028
6	15:44:58	26.203	23.846	30.153	1:20.202	9:57.242	6	15:45:35	27.233	24.355	30.590	1:22.178	10:34.206
7	15:46:20	26.591	24.463	30.579	1:21.633	11:18.875	7	15:46:59	27.310	24.514	32.056	1:23.880	11:58.086
8	15:47:41	26.825	24.029	30.425	1:21.279	12:40.154	8	15:48:22	27.150	24.481	31.037	1:22.668	13:20.754
9	15:49:02	26.441	24.013	30.279	1:20.733	14:00.887	9	15:49:45	27.675	24.277	30.973	1:22.925	14:43.679
10	15:50:24	26.613	24.081	31.693	1:22.387	15:23.274	10	15:51:05	28.017	24.758	27.716	Pit In	16:04.170
N° 51, HAS / PAR, Pos. 7							N° 354, COL / COL, Pos. 13						
1	15:44:40	28.205	24.112	30.868	1:23.185	9:39.308	1	15:38:39	27.531	24.685	30.667	1:22.883	3:37.893
2	15:46:02	27.230	23.929	30.471	1:21.630	11:00.938	2	15:40:02	27.838	25.082	30.334	1:23.254	5:01.147
3	15:47:24	26.982	23.810	30.739	1:21.531	12:22.469	3	15:41:24	26.787	24.289	30.380	1:21.456	6:22.603
4	15:48:45	26.884	23.959	30.534	1:21.377	13:43.846	4	15:42:50	29.429	25.399	31.825	1:26.653	7:49.256
5	15:50:06	26.796	23.673	30.907	1:21.376	15:05.222	5	15:44:13	27.809	24.443	30.520	1:22.772	9:12.028
N° 76, NAR / ARM, Pos. 4							N° 355, COL / COL, Pos. 14						
1	15:41:45	27.275	24.078	31.133	1:22.486	6:43.503	1	15:38:39	27.531	24.685	30.667	1:22.883	3:37.893
2	15:43:28	27.000	24.235	52.494	1:43.729	8:27.232	2	15:40:02	27.838	25.082	30.334	1:23.254	5:01.147
3	15:44:51	27.876	24.025	30.302	1:22.203	9:49.435	3	15:41:24	26.787	24.289	30.380	1:21.456	6:22.603
4	15:46:12	27.124	24.008	30.402	1:21.534	11:10.969	4	15:42:50	29.429	25.399	31.825	1:26.653	7:49.256
5	15:47:33	26.848	24.145	30.208	1:21.201	12:32.170	5	15:44:13	27.809	24.443	30.520	1:22.772	9:12.028
6	15:48:55	26.929	23.847	30.537	1:21.313	13:53.483	6	15:45:35	27.233	24.355	30.590	1:22.178	10:34.206
7	15:50:16	27.080	24.659	29.217	Pit In	15:14.439	7	15:46:59	27.310	24.514	32.056	1:23.880	11:58.086