

# ADAC GT Masters

## Results Free Practice 1



Provisional

Reg. Nr.: 0301.14.127

Friday 9.5.2014 10:10

Circuit Zandvoort, Length: 4307 m

Air temperature: 12.7°C

Track temperature: 13.3°C

Weather condition: Dry

started : 25      classified : 25      not classified : 0

	Drivers	Team	Car	Lap	Best Time	Gap	Diff	Kph	Day Time
1	21 L.Ludwig/A.Day	BKK Mobil Oil Zakspeed	Mercedes-Benz SLS AMG GT3	15	<b>1:38.987</b>			156,6	11:02:30
2	12 C.Jöns/M.Winkelhock	Prosperia C. Abt Racing	Audi R8 LMS ultra	4	<b>1:39.389</b>	0.402	0.402	156,0	10:51:10
3	8 R.Renauer/N.Siedler	TONINO Team Herberth	Porsche 911 GT3 R	4	<b>1:39.583</b>	0.596	0.194	155,7	11:00:24
4	3 K.Estre/J.van Lagen	GW IT Racing Team Schütz Motors	Porsche 911 GT3 R	4	<b>1:39.619</b>	0.632	0.036	155,6	10:29:36
5	100 F.Stoll/D.Dobitsch	kfzteile24 APR Motorsport	Audi R8 LMS ultra	12	<b>1:39.832</b>	0.845	0.213	155,3	10:51:39
6	6 S.Asch/P.Frommenwiler	Farnbacher Racing	Porsche 911 GT3 R	2	<b>1:39.846</b>	0.859	0.014	155,3	10:23:30
7	16 R.Frey/P.Geipel	YACO Racing	Audi R8 LMS ultra	18	<b>1:39.960</b>	0.973	0.114	155,1	11:04:01
8	11 F.Hamprecht/N.Thiim	Prosperia C. Abt Racing	Audi R8 LMS ultra	9	<b>1:39.974</b>	0.987	0.014	155,1	11:01:29
9	1 A.Wirth/D.Keilwitz	Callaway Competition	Corvette Z06.R GT3	4	<b>1:40.007</b>	1.020	0.033	155,0	10:22:11
10	26 M.Götz/M.Buhk	H.T.P. Motorsport	Mercedes-Benz SLS AMG GT3	9	<b>1:40.090</b>	1.103	0.083	154,9	10:55:31
11	18 T.Seiler(*G*)/J.Bleekemolen	Callaway Competition	Corvette Z06.R GT3	9	<b>1:40.145</b>	1.158	0.055	154,8	10:46:53
12	20 M.Sandritter/J.Klingmann	PIXUM Team Schubert	BMW Z4 GT3	3	<b>1:40.336</b>	1.349	0.191	154,5	10:31:39
13	10 K.van der Linde/R.Rast	Prosperia C. Abt Racing	Audi R8 LMS ultra	9	<b>1:40.392</b>	1.405	0.056	154,4	11:02:37
14	19 C.Hürtgen/D.Baumann	PIXUM Team Schubert	BMW Z4 GT3	22	<b>1:40.624</b>	1.637	0.232	154,1	11:08:27
15	23 J.Seyffarth/M.Engel	ROWE RACING	Mercedes-Benz SLS AMG GT3	13	<b>1:41.023</b>	2.036	0.399	153,5	10:54:04
16	17 R.Lips(*G*)/L.Marionek	Callaway Competition	Corvette Z06.R GT3	19	<b>1:41.259</b>	2.272	0.236	153,1	11:10:29
17	2 P.Assenheimer/D.Alessi	Callaway Competition	Corvette Z06.R GT3	17	<b>1:41.311</b>	2.324	0.052	153,0	11:06:16
18	24 A.von Thurn und Taxis/P.Kox	Reiter Engineering	Chevrolet Camaro GT	5	<b>1:41.424</b>	2.437	0.113	152,9	10:22:58
19	5 N.Morcom/M.Farnbacher	Farnbacher Racing	Porsche 911 GT3 R	18	<b>1:41.583</b>	2.596	0.159	152,6	11:08:14
20	13 D.Jahn/S.Barth	RWT RACING Team	Corvette Z06.R GT3	15	<b>1:41.791</b>	2.804	0.208	152,3	11:07:12
21	27 L.Stolz/H.Frentzen	H.T.P. Motorsport	Mercedes-Benz SLS AMG GT3	4	<b>1:41.924</b>	2.937	0.133	152,1	10:28:32
22	9 F.Scholze(*G*)/D.Jöst(*G*)	TONINO Team Herberth	Porsche 911 GT3 R	7	<b>1:42.360</b>	3.373	0.436	151,5	10:51:56
23	14 F.Spengler/M.Asmer	MRS GT-Racing	McLaren MP4-12C GT3	6	<b>1:42.785</b>	3.798	0.425	150,9	10:33:54
24	4 A.Wossos(*G*)/W.Nathan(*G*)	GW IT Racing Team Schütz Motors	Porsche 911 GT3 R	16	<b>1:43.503</b>	4.516	0.718	149,8	11:03:01
25	7 H.Handlos(*G*)/A.Renauer	TONINO Team Herberth	Porsche 911 GT3 R	18	<b>1:43.817</b>	4.830	0.314	149,4	11:03:03

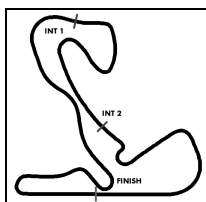
(\*G\*) marks the gentlemen driver

Subject to final scrutineering!

Publications Time:

Clerk of the course:

Time Keeping:



# ADAC GT Masters

## Lap analysis Free Practice 1



Provisional

Reg. Nr.: 0301.14.127

Friday 9.5.2014 10:10

Circuit Zandvoort, Length: 4307 m

Air temperature: 12.7°C

Track temperature: 13.3°C

Weather condition: Dry

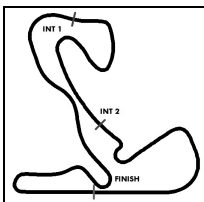
Lap	Time	SE1	SP1	SE2	SP2	SE3	SP3	TSP	Lap	Time	SE1	SP1	SE2	SP2	SE3	SP3	TSP
<b>1</b> Andreas Wirth, DEU/ Daniel Keilwitz, DEU									<b>theoretical besttime: 1:39.792</b>								
1	7:07.036	6:06.961	174	28.582	196	31.493	243		12	1:40.360	44.376	194	26.563	218	<b>29.421</b>	251	260
2	1:43.161	45.947	185	27.093	212	30.121	247	233	13	1:47.757	44.099	<b>200</b>	27.067	220	36.591		259
3	1:41.004	44.647	198	26.680	216	29.677	250	255	14	4:09.802	3:04.485	189	28.681	173	36.636	248	
4	<b>1:40.007</b>	44.161	200	<b>26.421</b>	218	29.425	249	263	15	1:40.753	44.491	197	26.693	218	29.569	250	258
5	2:07.917	59.414	174	29.353	156	39.150		261	16	1:40.201	44.038	198	26.678	218	29.485	247	265
6	8:26.094	7:28.023	196	26.994	208	31.077	248		17	1:40.405	44.219	200	26.719	220	29.467	<b>251</b>	260
7	1:55.803	45.735	196	27.238	195	42.830		253	18	1:40.305	43.950	200	26.702	<b>221</b>	29.653	250	<b>265</b>
8	9:05.950	7:58.067	164	31.153	151	36.730	205		19	1:40.471	44.006	199	26.906	220	29.559	250	262
9	2:07.573	56.521	151	30.098	186	40.954		194	20	1:40.843	44.139	200	26.668	219	30.036	249	261
10	3:40.658	2:41.775	192	27.206	216	31.677	249		21	1:40.791	44.302	199	26.835	221	29.654	248	257
11	1:40.435	44.404	199	26.547	218	29.484	251	260									

<b>2</b> Patrick Assenheimer, DEU/ Diego Alessi, ITA									<b>theoretical besttime: 1:41.294</b>								
1	14:20.762	13:18.049	163	29.480	179	33.233	234		11	5:59.595	5:00.950	182	27.710	207	30.935	240	
2	1:48.840	48.712	178	27.823	181	32.305	230	212	12	1:44.719	46.715	186	27.551	213	30.453	244	211
3	1:46.581	47.922	178	27.586	207	31.073	238	222	13	1:43.540	46.079	188	27.189	213	30.272	241	247
4	1:45.655	47.387	182	27.456	213	30.812	240	201	14	1:45.282	45.965	186	28.384	159	30.933	243	246
5	1:44.557	46.744	183	27.253	215	30.560	242	237	15	1:52.847	46.988	184	27.401	214	38.458		245
6	1:52.110	46.376	184	27.051	216	38.683		233	16	3:37.639	2:40.282	185	27.046	215	30.311	243	
7	9:09.253	8:09.544	168	28.376	199	31.333	237		<b>17</b>	<b>1:41.311</b>	44.495	188	26.941	<b>218</b>	<b>29.875</b>	<b>245</b>	258
8	1:46.198	47.843	182	27.446	206	30.909	239	202	18	1:41.512	44.516	187	26.998	217	29.998	245	260
9	1:45.054	47.264	183	27.222	214	30.568	241	219	19	1:41.539	44.538	187	<b>26.924</b>	215	30.077	244	<b>260</b>
10	1:52.575	46.570	184	27.346	210	38.659		233	20	1:43.195	46.052	<b>191</b>	27.099	216	30.044	245	258

<b>3</b> Kevin Estre, DEU/ Jaap van Lagen, NLD									<b>theoretical besttime: 1:39.546</b>								
1	14:30.265	13:32.161	178	27.461	203	30.643	237		8	1:44.121	46.203	148	28.081	209	29.837	238	238
2	1:45.805	44.685	192	26.971	139	34.149	236	249	9	1:40.565	44.477	193	26.727	<b>211</b>	<b>29.361</b>	<b>241</b>	248
3	1:40.479	44.463	191	26.500	211	29.516	239	251	10	1:40.260	44.146	<b>195</b>	26.715	211	29.399	238	249
4	<b>1:39.619</b>	<b>43.928</b>	195	<b>26.257</b>	210	29.434	240	<b>253</b>	11	1:49.923	49.075	153	29.285	166	31.563	238	249
5	1:48.214	44.107	191	26.680	211	37.427		253	12	1:42.142	45.441	186	27.105	209	29.596	238	245
6	4:48.828	3:31.367	134	30.837	156	46.624			13	1:51.669	45.219	189	27.266	205	39.184		243
7	19:49.096	18:51.265	172	27.727	204	30.104	237										

<b>4</b> Antonios Wossos, GRC/ Wolf Nathan, NLD									<b>theoretical besttime: 1:42.938</b>								
1	14:11.806	13:09.077	146	30.115	161	32.614	232		11	1:55.684	47.563	151	28.068	207	40.053		248
2	1:47.005	47.167	172	27.962	195	31.876	232	240	12	3:29.565	2:29.179	166	29.293	204	31.093	236	
3	1:45.433	46.743	178	27.499	206	31.191	234	237	13	1:44.834	46.470	182	27.436	210	30.928	235	243
4	1:44.475	46.073	177	27.469	206	30.933	234	245	14	1:44.503	46.130	184	27.648	208	30.725	235	241
5	1:44.259	46.411	176	<b>27.242</b>	209	30.606	237	247	15	1:44.143	46.109	186	27.568	209	30.466	236	247
6	1:45.263	46.430	178	27.522	210	31.311	235	242	<b>16</b>	<b>1:43.503</b>	45.958	187	<b>27.242</b>	210	<b>30.303</b>	237	247
7	2:01.442	48.053	169	28.623	196	44.766		225	17	1:43.718	45.831	189	27.372	208	30.515	237	248
8	12:09.841	11:10.248	176	27.836	206	31.757	229		18	1:45.158	47.188	183	27.443	209	30.527	237	230
9	1:45.044	46.664	185	27.427	209	30.953	235	239	19	1:53.693	45.393	<b>191</b>	27.282	<b>210</b>	41.018		<b>251</b>
10	1:44.732	45.967	185	28.242	210	30.523	<b>237</b>	248									

<b>5</b> Nathan Morcom, AUS/ Mario Farnbacher, DEU									<b>theoretical besttime: 1:41.573</b>								
1	19:23.847	18:22.041	166	29.101	200	32.705	232		11	1:42.305	45.171	191	27.078	209	30.056	238	<b>252</b>
2	1:45.609	46.867	185	27.892	207	30.850	236	237	12	1:51.647	45.772	192	27.457	207	38.418		250
3	1:43.956	46.208	188	27.242	209	30.506	235	245	13	3:29.331	2:31.107	189	27.505	209	30.719	237	
4	1:57.764	46.825	173	27.798	207	43.141		248	14	2:00.094	45.487	190	31.770	133	42.837		246
5	6:50.632	5:47.129	154	30.539	177	32.964	231		15	3:42.014	2:43.781	179	27.820	206	30.413	238	
6	1:47.939	47.982	179	28.315	201	31.642	234	224	16	1:42.511	45.234	191	27.136	209	30.141	239	233
7	1:44.797	46.332	190	27.911	196	30.554	238	242	17	1:42.077	44.935	<b>194</b>	26.974	210	30.168	<b>240</b>	247
8	1:42.775	45.245	188	27.283	211	30.247	237	247	<b>18</b>	<b>1:41.583</b>	44.698	193	26.889	210	<b>29.996</b>	239	250
9	1:43.151	45.806	190	27.024	<b>211</b>	30.321	237	240	19	1:42.057	45.026	187	27.011	210	30.020	239	252
10	1:42.587	45.346	189	27.091	211	30.150	238	250	20	1:48.432	45.168	191	<b>26.879</b>	207	36.385		242



# ADAC GT Masters

## Lap analysis Free Practice 1



Provisional

Reg. Nr.: 0301.14.127

Friday 9.5.2014 10:10

Circuit Zandvoort, Length: 4307 m

Air temperature: 12.7°C

Track temperature: 13.3°C

Weather condition: Dry

Lap	Time	SE1	SP1	SE2	SP2	SE3	SP3	TSP	Lap	Time	SE1	SP1	SE2	SP2	SE3	SP3	TSP
<b>6 Sebastian Asch, DEU/ Philipp Frommenwiler, CHE</b>									<b>theoretical besttime: 1:39.846</b>								
1	11:50.512	10:54.271	189	26.636	209	29.605	240		9	1:44.137	46.464	187	27.305	210	30.368	238	219
2	<b>1:39.846</b>	<b>43.924</b>	<b>197</b>	<b>26.569</b>	210	<b>29.353</b>	<b>241</b>	249	10	1:42.623	45.610	191	26.982	210	30.031	239	233
3	1:50.641	44.356	190	27.193	204	39.092		<b>254</b>	11	1:41.971	45.179	191	26.930	211	29.862	238	236
4	4:10.126	3:11.509	171	28.201	205	30.416	238		12	1:41.947	45.051	193	26.971	211	29.925	240	237
5	1:42.014	44.982	189	26.899	<b>212</b>	30.133	239	241	13	1:53.141	45.454	183	29.453	206	38.234		237
6	1:41.612	44.483	195	27.359	209	29.770	240	248	14	5:35.842	4:37.510	183	27.762	208	30.570	237	
7	1:54.405	44.789	193	26.847	210	42.769		247	15	1:44.506	45.659	192	28.554	208	30.293	238	234
8	10:15.253	9:15.955	167	27.989	204	31.309	233		16	1:51.932	46.194	179	27.662	209	38.076		231

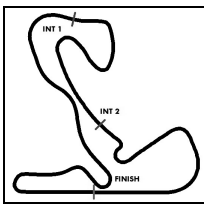
Lap	Time	SE1	SP1	SE2	SP2	SE3	SP3	TSP	Lap	Time	SE1	SP1	SE2	SP2	SE3	SP3	TSP
<b>7 Herbert Handlos, AUT/ Alfred Renauer, DEU</b>									<b>theoretical besttime: 1:43.439</b>								
1	17:02.851	15:53.809	141	32.942	153	36.100	211		13	1:45.135	46.685	181	27.692	210	30.758	237	237
2	1:53.749	53.264	165	28.733	198	31.752	234	195	14	1:45.760	47.663	180	27.601	212	30.496	235	239
3	1:45.932	47.367	182	27.534	211	31.031	235	230	15	1:47.554	46.908	151	29.525	207	31.121	236	246
4	1:46.400	46.694	185	28.281	197	31.425	236	247	16	1:45.670	46.188	187	28.497	198	30.985	236	238
5	1:55.453	46.791	182	27.404	212	41.258		247	17	1:44.870	46.583	185	27.556	211	30.731	235	235
6	7:35.257	6:35.264	169	28.426	205	31.567	233		<b>18</b>	<b>1:43.817</b>	<b>45.891</b>	187	27.340	<b>213</b>	30.586	235	<b>251</b>
7	1:46.437	47.263	179	27.606	211	31.568	230	226	19	1:43.998	46.148	184	27.481	210	<b>30.369</b>	237	245
8	1:44.458	46.591	184	27.295	212	30.572	<b>238</b>	238	20	1:45.112	46.815	186	27.692	211	30.605	238	245
9	1:44.685	46.542	<b>188</b>	<b>27.179</b>	212	30.964	235	240	21	1:46.346	47.668	182	27.948	210	30.730	237	250
10	1:46.641	47.194	183	28.384	199	31.063	236	239	22	1:45.114	46.720	183	27.603	211	30.791	236	242
11	1:44.106	46.157	186	27.353	211	30.596	237	242									
12	1:44.522	46.135	179	27.702	211	30.685	236	246									

Lap	Time	SE1	SP1	SE2	SP2	SE3	SP3	TSP	Lap	Time	SE1	SP1	SE2	SP2	SE3	SP3	TSP
<b>8 Robert Renauer, DEU/ Norbert Siedler, AUT</b>									<b>theoretical besttime: 1:39.367</b>								
1	45:23.886	44:22.559	150	29.652	203	31.675	235		<b>4</b>	<b>1:39.583</b>	44.003	195	<b>26.310</b>	<b>211</b>	29.270	241	<b>252</b>
2	1:41.097	44.951	194	26.601	210	29.545	240	234	5	1:39.786	43.917	<b>196</b>	26.555	211	29.314	240	251
3	1:39.772	43.936	194	26.696	210	<b>29.140</b>	<b>241</b>	251	6	1:49.610	45.160	191	26.837	206	37.613		244

Lap	Time	SE1	SP1	SE2	SP2	SE3	SP3	TSP	Lap	Time	SE1	SP1	SE2	SP2	SE3	SP3	TSP
<b>9 Florian Scholze, DEU/ Dominik Jöst, DEU</b>									<b>theoretical besttime: 1:42.003</b>								
1	19:19.413	18:16.791	162	30.071	182	32.551	229		8	1:44.965	<b>44.921</b>	194	29.162	206	30.882	237	252
2	1:47.046	48.334	174	27.596	206	31.116	237	210	9	1:43.297	45.665	191	27.090	208	30.542	240	244
3	1:44.155	46.492	190	27.201	210	30.462	239	227	10	1:42.729	45.426	188	27.225	<b>213</b>	<b>30.078</b>	240	244
4	1:55.723	45.832	188	27.204	211	42.687		248	11	1:42.688	45.014	<b>194</b>	27.213	211	30.461	240	<b>253</b>
5	13:43.176	12:44.684	180	27.584	208	30.908	237		12	1:54.616	45.927	182	29.175	166	39.514		249
6	1:44.676	45.910	191	28.399	194	30.367	240	232	13	4:34.129	3:35.154	185	27.546	198	31.429	236	
7	<b>1:42.360</b>	45.087	194	<b>27.004</b>	212	30.269	<b>241</b>	247	14	1:57.016	48.633	164	28.209	179	40.174		232

Lap	Time	SE1	SP1	SE2	SP2	SE3	SP3	TSP	Lap	Time	SE1	SP1	SE2	SP2	SE3	SP3	TSP
<b>10 Kelvin van der Linde, ZAF/ Rene Rast, DEU</b>									<b>theoretical besttime: 1:40.283</b>								
1	35:32.542	34:28.109	138	32.946	134	31.487	233		8	5:09.186	4:13.019	191	26.742	208	29.425	238	
2	1:43.056	45.898	189	27.232	207	29.926	237	243	<b>9</b>	<b>1:40.392</b>	44.337	192	26.765	208	<b>29.290</b>	238	250
3	1:41.439	45.010	190	26.886	<b>210</b>	29.543	238	243	10	1:46.915	44.325	193	26.754	209	35.836		250
4	1:40.558	44.351	192	26.736	209	29.471	237	250	11	3:19.944	2:22.587	188	27.307	207	30.050	236	
5	1:40.534	<b>44.262</b>	191	<b>26.731</b>	208	29.541	237	250	12	1:42.148	44.974	192	27.149	207	30.025	237	249
6	1:40.845	44.390	193	26.865	209	29.590	<b>239</b>	250	13	1:41.344	44.388	<b>194</b>	27.329	207	29.627	238	250
7	1:49.097	45.109	189	27.142	207	36.846		<b>252</b>									

Lap	Time	SE1	SP1	SE2	SP2	SE3	SP3	TSP	Lap	Time	SE1	SP1	SE2	SP2	SE3	SP3	TSP
<b>11 Fabian Hamprecht, DEU/ Nicki Thiim, DNK</b>									<b>theoretical besttime: 1:39.897</b>								
1	34:54.481	33:49.112	167	33.993	153	31.376	233		8	1:40.535	44.522	194	<b>26.620</b>	208	29.393	238	248
2	1:43.580	45.889	188	27.358	206	30.333	235	246	<b>9</b>	<b>1:39.974</b>	<b>44.077</b>	195	26.697	209	<b>29.200</b>	<b>239</b>	250
3	1:42.056	45.078	192	27.070	206	29.908	238	249	10	1:47.263	44.331	<b>196</b>	29.805	155	33.127	238	<b>251</b>
4	1:41.755	44.672	192	26.969	207	30.114	238	251	11	1:40.880	44.529	193	26.661	208	29.690	238	250
5	1:41.365	44.603	193	26.807	208	29.955	233	250	12	1:47.576	44.807	194	26.730	<b>209</b>	36.039		250
6	1:49.821	46.348	190	27.216	207	36.257		248	13	2:57.549	1:59.762	190	27.300	207	30.487	236	
7	4:35.707	3:38.131	190	27.761	200	29.815	236		14	1:42.546	45.375	190	27.218	207	29.953	238	248



# ADAC GT Masters

## Lap analysis Free Practice 1



Provisional

Reg. Nr.: 0301.14.127

Friday 9.5.2014 10:10

Circuit Zandvoort, Length: 4307 m

Air temperature: 12.7°C

Track temperature: 13.3°C

Weather condition: Dry

Lap	Time	SE1	SP1	SE2	SP2	SE3	SP3	TSP	Lap	Time	SE1	SP1	SE2	SP2	SE3	SP3	TSP
<b>12</b>	Christer Jöns, DEU/ Markus Winkelhock, DEU								<b>theoretical besttime: 1:39.220</b>								
1	36:08.501	35:02.384	164	32.532	119	33.585	235		6	1:51.721	46.096	166	28.204	207	37.421	247	
2	1:41.311	45.230	192	26.511	<b>211</b>	29.570	237	237	7	13:55.444	12:58.975	191	26.771	208	29.698	237	
3	1:41.508	44.646	159	27.424	208	29.438	239	249	8	1:39.662	44.148	192	26.381	210	29.133	239	250
4	<b>1:39.389</b>	43.982	<b>194</b>	26.385	209	<b>29.022</b>	<b>240</b>	251									
5	1:39.485	<b>43.837</b>	194	<b>26.361</b>	210	29.287	230	<b>252</b>									

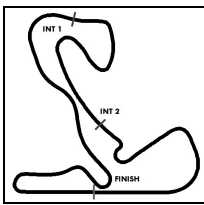
<b>13</b>	David Jahn, DEU/ Sven Barth, DEU								<b>theoretical besttime: 1:41.487</b>								
1	30:46.933	29:35.079	123	35.318	149	36.536	206		10	3:38.427	2:40.739	194	27.322	213	30.366	242	
2	1:56.871	54.217	163	30.443	179	32.211	236	170	11	1:41.912	45.054	196	26.995	213	<b>29.863</b>	<b>243</b>	252
3	1:51.111	51.009	171	28.653	189	31.449	239	213	12	1:42.759	44.849	195	27.714	210	30.196	243	253
4	1:45.131	47.024	187	27.460	209	30.647	240	242	13	1:42.369	44.874	<b>197</b>	27.379	213	30.116	242	251
5	1:44.255	46.629	191	27.190	213	30.436	241	245	14	1:42.464	45.243	196	27.225	215	29.996	243	250
6	1:43.073	45.285	193	27.217	214	30.571	241	254	<b>15</b>	<b>1:41.791</b>	<b>44.730</b>	196	27.110	215	29.951	241	<b>255</b>
7	1:42.876	45.128	173	27.551	<b>216</b>	30.197	242	252	16	1:44.964	45.007	196	28.890	156	31.067	241	252
8	1:42.235	44.988	195	<b>26.894</b>	216	30.353	242	246	17	1:51.583	45.172	194	28.583	151	37.828		254
9	1:50.082	45.115	196	27.304	214	37.663		247									

<b>14</b>	Florian Spengler, DEU/ Marko Asmer, EST								<b>theoretical besttime: 1:42.564</b>								
1	13:21.327	12:17.110	136	30.772	147	33.445	226		9	1:44.676	46.881	183	<b>27.170</b>	210	30.625	234	217
2	1:58.470	49.936	140	29.263	183	39.271		194	10	1:43.715	45.701	188	27.638	209	30.376	236	243
3	3:25.277	2:26.754	178	27.639	198	30.884	236		11	1:43.045	45.595	181	27.320	210	30.130	<b>238</b>	251
4	1:43.609	45.812	182	27.290	208	30.507	237	245	12	1:43.076	45.486	<b>191</b>	27.409	<b>212</b>	30.181	237	251
5	1:43.168	45.510	186	27.198	210	30.460	236	248	13	1:42.952	45.273	190	27.508	211	30.171	237	252
6	<b>1:42.785</b>	45.454	186	27.210	210	<b>30.121</b>	237	250	14	1:47.553	46.367	150	30.345	209	30.841	236	<b>253</b>
7	2:05.460	52.636	145	29.888	162	42.936		230	15	1:44.258	45.339	188	28.038	196	30.881	<b>238</b>	252
8	16:42.730	15:40.632	113	30.817	168	31.281	232		16	1:52.054	46.453	189	27.773	211	37.828		236

<b>16</b>	Rahel Frey, CHE/ Philip Geipel, DEU								<b>theoretical besttime: 1:39.896</b>								
1	5:57.791	4:56.605	170	29.385	183	31.801	230		12	1:42.003	45.127	190	26.962	208	29.914	237	246
2	1:45.646	47.800	186	27.341	207	30.505	234	231	13	1:41.599	44.888	194	26.761	208	29.950	236	248
3	1:42.205	45.526	191	26.813	210	29.866	234	246	14	1:48.492	44.771	194	27.282	208	36.439		248
4	1:41.274	44.746	192	26.814	209	29.714	235	248	15	3:32.220	2:20.964	137	33.557	130	37.699	180	
5	1:41.602	44.822	191	26.914	209	29.866	236	247	16	2:01.331	52.851	151	35.262	106	33.218	237	173
6	1:53.352	47.033	192	26.943	209	39.376		247	17	1:40.735	44.511	195	26.707	207	29.517	237	248
7	5:55.493	4:56.303	188	27.662	208	31.528	235		<b>18</b>	<b>1:39.960</b>	<b>44.097</b>	197	26.682	207	<b>29.181</b>	<b>238</b>	249
8	1:42.222	45.339	191	26.909	<b>210</b>	29.974	236	245	19	1:40.362	44.338	197	26.753	209	29.271	<b>239</b>	250
9	1:50.903	45.668	190	26.965	210	38.270		246	20	1:40.527	44.336	<b>197</b>	<b>26.618</b>	209	29.573	238	<b>251</b>
10	14:01.454	13:02.456	167	28.137	199	30.861	234		21	1:48.074	44.689	196	27.089	208	36.296		249
11	1:43.264	45.642	190	27.355	208	30.267	235	246									

<b>17</b>	Remo Lips, CHE/ Lennart Marioneck, DEU								<b>theoretical besttime: 1:41.259</b>								
1	15:14.458	14:08.102	143	30.942	193	35.414	233		11	1:42.133	44.790	196	27.146	<b>218</b>	30.197	243	255
2	1:50.891	50.794	184	28.575	209	31.522	241	213	12	1:43.029	45.424	196	27.300	217	30.305	<b>244</b>	247
3	1:44.543	46.365	191	27.486	215	30.692	240	251	13	1:45.107	47.949	196	27.038	217	30.120	244	194
4	1:43.430	45.799	195	27.217	214	30.414	242	254	14	1:42.436	44.883	<b>198</b>	27.376	217	30.177	242	254
5	1:42.967	45.425	193	27.442	217	30.100	243	255	15	1:42.395	45.022	198	27.290	217	30.083	243	258
6	1:51.417	45.311	196	27.229	217	38.877		256	16	1:50.248	45.266	186	27.840	218	37.142		<b>259</b>
7	13:28.602	12:29.695	173	28.068	214	30.839	238		17	3:55.038	2:57.491	194	27.104	202	30.443	243	
8	1:43.987	46.189	194	27.278	217	30.520	242	237	18	1:41.414	44.582	196	27.041	214	29.791	242	251
9	1:43.248	45.739	193	27.177	217	30.332	242	254	<b>19</b>	<b>1:41.259</b>	<b>44.512</b>	196	<b>26.982</b>	217	<b>29.765</b>	243	251
10	1:42.919	45.644	196	27.080	215	30.195	243	251									

<b>18</b>	Toni Seiler, CHE/ Jeroen Bleekemolen, NLD								<b>theoretical besttime: 1:39.911</b>								
1	18:08.308	17:07.697	165	28.956	196	31.655	238		10	1:40.219	44.298	194	26.594	<b>217</b>	<b>29.327</b>	<b>244</b>	251
2	1:42.418	45.471	191	26.938	213	30.009	241	238	11	1:51.870	46.172	184	27.355	210	38.343		238
3	1:41.568	44.810	194	26.859	216	29.899	241	248	12	6:01.688	5:01.780	166	28.868	210	31.040	236	
4	1:40.988	44.528	194	26.632	216	29.828	241	247	13	1:59.200	48.419	159	29.224	168	41.557		239
5	1:57.642	44.712	195	27.525	184	45.405		245	14	5:03.826	3:50.108	177	28.474	168	45.244		



# ADAC GT Masters

## Lap analysis Free Practice 1



Provisional

Reg. Nr.: 0301.14.127

Friday 9.5.2014 10:10

Circuit Zandvoort, Length: 4307 m

Air temperature: 12.7°C

Track temperature: 13.3°C

Weather condition: Dry

Lap	Time	SE1	SP1	SE2	SP2	SE3	SP3	TSP	Lap	Time	SE1	SP1	SE2	SP2	SE3	SP3	TSP
6	6:40.116	5:41.819	182	27.562	205	30.735	238		15	5:36.087	4:35.533	175	29.228	194	31.326	234	
7	1:41.236	44.903	194	26.637	216	29.696	242	243	16	1:45.586	46.810	184	27.610	215	31.166	236	243
8	1:40.870	44.197	195	27.091	216	29.582	242	251									
9	<b>1:40.145</b>	<b>44.083</b>	<b>196</b>	<b>26.501</b>	<b>217</b>	29.561	242	<b>253</b>									

### 19 Claudia Hürtgen, DEU/ Dominik Baumann, AUT

theoretical besttime: 1:40.423

1	14:06.329	13:05.347	173	28.906	199	32.076	232		13	3:56.049	2:58.476	188	27.444	208	30.129	238	
2	1:44.507	46.586	187	27.635	206	30.286	236	240	14	1:42.157	45.063	190	27.226	209	29.868	239	244
3	1:42.571	45.459	184	27.148	208	29.964	239	247	15	1:42.286	45.417	192	27.037	210	29.832	240	246
4	1:42.381	45.023	190	27.275	205	30.083	238	249	16	1:48.145	44.832	193	26.961	211	36.352		252
5	1:41.874	44.925	192	27.231	211	29.718	238	249	17	2:54.994	1:54.692	169	28.745	194	31.557	235	
6	1:42.031	45.087	191	27.165	209	29.779	240	249	18	1:43.534	46.200	185	27.118	208	30.216	237	236
7	1:54.129	45.100	191	27.204	208	41.825		249	19	1:40.849	44.653	193	26.571	210	29.625	238	249
8	6:20.746	5:19.746	165	28.591	203	32.409	230		20	1:40.645	<b>44.370</b>	192	<b>26.564</b>	209	29.711	239	250
9	1:45.984	47.262	183	28.153	206	30.569	235	218	21	1:41.904	45.144	190	26.877	209	29.883	239	250
10	1:43.997	45.758	190	27.308	207	30.931	233	237	<b>22</b>	<b>1:40.624</b>	44.464	<b>195</b>	26.671	<b>211</b>	<b>29.489</b>	<b>240</b>	<b>255</b>
11	1:42.772	45.199	191	27.419	208	30.154	233	244	23	1:48.020	44.850	193	26.833	210	36.337		251
12	1:49.243	44.830	189	27.158	207	37.255		246									

### 20 Max Sandritter, DEU/ Jens Klingmann, DEU

theoretical besttime: 1:40.249

1	18:18.748	17:20.475	155	28.131	200	30.142	236		11	1:41.477	44.726	196	27.044	210	29.707	236	243
2	1:40.781	44.665	194	26.740	207	<b>29.376</b>	237	244	12	1:41.615	44.909	195	26.801	208	29.905	<b>239</b>	247
3	<b>1:40.336</b>	44.364	192	<b>26.558</b>	208	29.414	238	249	13	1:41.842	44.929	193	27.136	209	29.777	238	248
4	1:40.479	<b>44.315</b>	194	26.581	208	29.583	235	250	14	1:41.709	44.882	<b>197</b>	26.821	209	30.006	238	246
5	1:51.604	45.180	193	26.921	209	39.503		224	15	1:41.918	44.888	193	27.051	208	29.979	235	248
6	7:41.754	6:44.299	185	27.151	204	30.304	236		16	1:48.453	45.123	193	27.225	203	36.105		<b>251</b>
7	1:41.873	45.097	193	26.943	209	29.833	238	242	17	3:52.538	2:52.675	192	27.452	152	32.411	238	
8	1:42.147	45.293	195	27.110	209	29.744	238	249	18	1:41.312	44.836	194	26.852	209	29.624	238	247
9	1:58.735	53.931	162	27.840	203	36.964		249	19	1:41.279	44.626	193	26.884	<b>211</b>	29.769	237	250
10	4:00.259	3:03.148	191	26.981	206	30.130	236		20	1:41.463	44.812	193	26.994	209	29.657	237	251

### 21 Luca Ludwig, DEU/ Alon Day, ISR

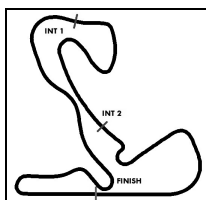
theoretical besttime: 1:38.876

1	13:58.181	12:56.451	172	29.149	183	32.581	234		11	4:14.559	3:16.656	181	27.828	213	30.075	242	
2	1:46.804	47.422	188	27.554	213	31.828	231	221	12	1:39.944	44.311	197	26.493	214	29.140	244	253
3	1:44.632	46.549	191	27.525	215	30.558	240	239	13	1:39.693	43.931	198	26.575	214	29.187	<b>245</b>	256
4	1:42.520	45.715	194	27.053	215	29.752	241	249	14	1:38.989	43.737	198	26.200	<b>216</b>	<b>29.052</b>	243	<b>258</b>
5	1:42.133	45.055	196	27.082	216	29.996	242	255	<b>15</b>	<b>1:38.987</b>	<b>43.653</b>	<b>199</b>	<b>26.171</b>	216	29.163	244	256
6	1:52.559	45.408	193	27.552	200	39.599		253	16	1:48.124	43.854	197	26.542	214	37.728		255
7	13:37.441	12:37.967	189	27.600	214	31.874	239		17	3:51.432	2:53.627	195	26.820	216	30.985	243	
8	1:43.131	46.276	193	27.063	214	29.792	242	250	18	1:39.788	44.050	195	26.432	216	29.306	244	254
9	1:41.503	44.786	194	26.966	216	29.751	241	254	19	1:48.697	44.469	194	26.617	215	37.611		256
10	1:49.830	44.635	192	27.956	215	37.239		254									

### 23 Jan Seyffarth, DEU/ Maro Engel, DEU

theoretical besttime: 1:40.905

1	2:12.351	1:10.892	171	29.183	199	32.276	232		11	1:41.490	44.829	188	<b>26.753</b>	211	29.908	238	251
2	1:45.970	46.451	188	28.053	209	31.466	232	240	12	1:41.226	44.742	187	26.788	212	<b>29.696</b>	<b>238</b>	252
3	1:43.549	45.632	190	27.349	211	30.568	235	245	<b>13</b>	<b>1:41.023</b>	<b>44.456</b>	188	26.853	212	29.714	238	253
4	1:42.674	45.287	186	27.123	212	30.264	237	250	14	1:48.214	44.766	188	26.832	212	36.616		253
5	1:42.316	45.077	186	26.981	<b>213</b>	30.258	236	252	15	7:58.827	7:00.764	186	27.350	211	30.713	236	
6	1:42.224	44.896	191	27.127	213	30.201	235	251	16	1:43.617	45.002	190	28.023	213	30.592	236	251
7	1:41.776	44.827	189	26.934	212	30.015	236	252	17	1:42.600	45.517	192	26.961	213	30.122	237	250
8	1:50.226	45.473	186	27.422	213	37.331		252	18	1:41.572	44.643	<b>193</b>	26.909	213	30.020	237	<b>254</b>
9	22:55.967	21:53.222	178	28.810	207	33.935	236		19	1:41.717	44.662	193	26.976	212	30.079	231	253
10	1:43.603	46.001	189	27.335	212	30.267	237	243									



# ADAC GT Masters

## Lap analysis Free Practice 1



Provisional

Reg. Nr.: 0301.14.127

Friday 9.5.2014 10:10

Circuit Zandvoort, Length: 4307 m

Air temperature: 12.7°C

Track temperature: 13.3°C

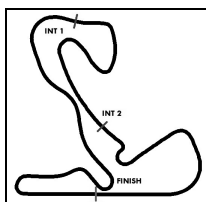
Weather condition: Dry

Lap	Time	SE1	SP1	SE2	SP2	SE3	SP3	TSP	Lap	Time	SE1	SP1	SE2	SP2	SE3	SP3	TSP
<b>24</b>	Albert von Thurn und Taxis, DEU/ Peter Kox, NLD								<b>theoretical besttime: 1:41.115</b>								
1	6:10.852	5:11.833	179	28.126	212	30.893	240		9	1:52.648	50.795	171	29.029	209	32.824	227	205
2	1:43.084	46.051	193	27.004	218	30.029	242	227	10	2:05.479	54.080	150	30.195	182	41.204		204
3	1:41.920	45.329	194	26.871	219	29.720	244	245	11	3:14.779	2:16.393	177	27.810	202	30.576	242	
4	1:41.462	44.993	195	26.851	<b>220</b>	<b>29.618</b>	<b>244</b>	245	12	1:52.316	46.530	167	30.826	130	34.960	240	249
5	<b>1:41.424</b>	<b>44.892</b>	<b>196</b>	26.838	219	29.694	244	244	13	2:02.857	52.239	132	31.319	174	39.299		236
6	1:41.455	45.056	194	<b>26.605</b>	219	29.794	243	250	14	8:23.361	7:24.705	172	27.702	199	30.954	241	
7	2:00.044	47.506	186	27.841	206	44.697		238	15	1:43.117	45.666	192	27.124	213	30.327	243	249
8	13:54.553	12:50.608	152	30.343	186	33.602	212		16	1:56.713	49.061	158	28.382	181	39.270		<b>255</b>

Lap	Time	SE1	SP1	SE2	SP2	SE3	SP3	TSP	Lap	Time	SE1	SP1	SE2	SP2	SE3	SP3	TSP
<b>26</b>	Maximilian Götz, DEU/ Maximilian Buhk, DEU								<b>theoretical besttime: 1:40.090</b>								
1	17:19.551	16:17.550	147	29.658	170	32.343	230		7	1:41.581	44.842	195	26.846	213	29.893	240	253
2	1:45.266	47.000	189	27.334	196	30.932	239	222	8	1:40.869	44.497	196	26.710	215	29.662	242	254
3	1:40.991	44.616	195	26.817	215	29.558	242	253	<b>9</b>	<b>1:40.090</b>	<b>44.151</b>	<b>197</b>	<b>26.480</b>	215	<b>29.459</b>	<b>242</b>	255
4	1:41.699	44.299	195	27.045	205	30.355	242	257	10	1:44.199	44.180	196	27.019	191	33.000	242	<b>257</b>
5	1:52.138	44.469	197	26.984	207	40.685		254	11	1:48.087	44.502	197	26.675	<b>215</b>	36.910		252
6	16:09.399	15:04.288	184	30.243	150	34.868	239										

Lap	Time	SE1	SP1	SE2	SP2	SE3	SP3	TSP	Lap	Time	SE1	SP1	SE2	SP2	SE3	SP3	TSP
<b>27</b>	Luca Stolz, DEU/ Heinz-Harald Frentzen, DEU								<b>theoretical besttime: 1:41.876</b>								
1	13:21.830	12:21.928	177	28.882	206	31.020	236		8	1:42.913	45.581	193	27.088	212	30.244	239	240
2	1:45.278	46.590	181	27.920	212	30.768	235	234	9	1:42.900	45.096	<b>194</b>	27.550	209	30.254	239	248
3	1:42.921	45.793	186	27.091	214	30.037	238	245	10	1:50.881	45.593	144	28.198	207	37.090		247
4	<b>1:41.924</b>	44.920	194	<b>26.968</b>	<b>214</b>	<b>30.036</b>	<b>241</b>	252	11	8:49.562	7:41.899	127	33.457	143	34.206	230	
5	1:42.175	<b>44.872</b>	192	27.187	214	30.116	238	251	12	1:51.702	50.446	165	28.708	174	32.548	235	192
6	1:53.485	45.684	179	27.992	201	39.809		<b>253</b>	13	1:48.408	48.971	186	28.185	201	31.252	237	212
7	20:29.770	19:31.366	188	27.604	205	30.800	237										

Lap	Time	SE1	SP1	SE2	SP2	SE3	SP3	TSP	Lap	Time	SE1	SP1	SE2	SP2	SE3	SP3	TSP
<b>100</b>	Florian Stoll, DEU/ Daniel Dobitsch, AUT								<b>theoretical besttime: 1:39.631</b>								
1	16:59.767	15:31.424	141	35.942	112	52.401			<b>12</b>	<b>1:39.832</b>	44.476	195	<b>26.218</b>	209	<b>29.138</b>	<b>238</b>	246
2	4:34.822	3:36.877	181	27.676	207	30.269	234		13	1:43.869	<b>44.275</b>	195	26.439	209	33.155	220	249
3	1:43.354	45.763	188	27.278	206	30.313	234	246	14	1:54.500	46.453	191	27.693	188	40.354		212
4	1:45.303	45.031	194	27.060	209	33.212	229	247	15	3:30.652	2:31.264	123	28.684	194	30.704	233	
5	1:55.806	54.821	152	29.248	199	31.737	232	194	16	1:41.652	44.916	192	27.149	207	29.587	235	246
6	1:49.352	48.504	181	28.607	172	32.241	232	222	17	1:40.556	44.641	196	26.356	209	29.559	235	249
7	1:46.336	47.832	178	28.021	206	30.483	234	217	18	1:41.222	44.786	193	26.644	209	29.792	236	248
8	1:42.587	45.724	194	27.041	208	29.822	236	240	19	1:41.720	45.103	191	27.090	209	29.527	237	249
9	1:42.040	45.277	191	26.932	209	29.831	235	244	20	1:40.537	44.511	191	26.683	<b>210</b>	29.343	237	248
10	1:48.588	44.954	189	27.439	209	36.195		248	21	1:41.345	44.500	193	27.277	207	29.568	236	<b>250</b>
11	4:11.370	3:07.798	182	31.110	165	32.462	234		22	1:47.318	44.739	<b>196</b>	26.805	209	35.774		248



# ADAC GT Masters

## Vmax list Free Practice 1



Provisional

Reg. Nr.: 0301.14.127

Friday 9.5.2014 10:10

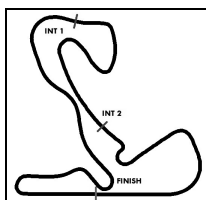
Circuit Zandvoort, Length: 4307 m

Air temperature: 12.7°C

Track temperature: 13.3°C

Weather condition: Dry

Nr	Team, Car, Driver, Nat	Top speed
1	<b>Callaway Competition, Corvette Z06.R GT3</b> Wirth Andreas , DEU Keilwitz Daniel , DEU	265,42 km/h
2	<b>Callaway Competition, Corvette Z06.R GT3</b> Assenheimer Patrick , DEU Alessi Diego , ITA	260,43 km/h
17	<b>Callaway Competition, Corvette Z06.R GT3</b> Lips Remo , CHE Marioneck Lennart , DEU	258,87 km/h
21	<b>BKK Mobil Oil Zakspeed, Mercedes-Benz SLS AMG GT3</b> Ludwig Luca , DEU Day Alon , ISR	258,37 km/h
26	<b>H.T.P. Motorsport, Mercedes-Benz SLS AMG GT3</b> Götz Maximilian , DEU Buhk Maximilian , DEU	256,96 km/h
13	<b>RWT RACING Team, Corvette Z06.R GT3</b> Jahn David , DEU Barth Sven , DEU	255,20 km/h
19	<b>PIXUM Team Schubert, BMW Z4 GT3</b> Hürtgen Claudia , DEU Baumann Dominik , AUT	254,84 km/h
24	<b>Reiter Engineering, Chevrolet Camaro GT</b> von Thurn und Taxis Albert , DEU Kox Peter , NLD	254,60 km/h
6	<b>Farnbacher Racing, Porsche 911 GT3 R</b> Asch Sebastian , DEU Frommenwiler Philipp , CHE	253,88 km/h
23	<b>ROWE RACING, Mercedes-Benz SLS AMG GT3</b> Seyffarth Jan , DEU Engel Maro , DEU	253,52 km/h
27	<b>H.T.P. Motorsport, Mercedes-Benz SLS AMG GT3</b> Stolz Luca , DEU Frentzen Heinz-Harald , DEU	253,28 km/h
3	<b>GW IT Racing Team Schütz Motorsport, Porsche 911 GT3 R</b> Estre Kevin , DEU van Lagen Jaap , NLD	253,16 km/h
18	<b>Callaway Competition, Corvette Z06.R GT3</b> Seiler Toni , CHE Bleekemolen Jeroen , NLD	253,11 km/h
14	<b>MRS GT-Racing, McLaren MP4-12C GT3</b> Spengler Florian , DEU Asmer Marko , EST	253,05 km/h



# ADAC GT Masters

## Vmax list Free Practice 1



Provisional

Reg. Nr.: 0301.14.127

Friday 9.5.2014 10:10

Circuit Zandvoort, Length: 4307 m

Air temperature: 12.7°C

Track temperature: 13.3°C

Weather condition: Dry

Nr	Team, Car, Driver, Nat	Top speed
9	<b>TONINO Team Herberth, Porsche 911 GT3 R</b> Scholze Florian , DEU Jöst Dominik , DEU	252,57 km/h
8	<b>TONINO Team Herberth, Porsche 911 GT3 R</b> Renauer Robert , DEU Siedler Norbert , AUT	251,87 km/h
10	<b>Prosperia C. Abt Racing, Audi R8 LMS ultra</b> van der Linde Kelvin , ZAF Rast Rene , DEU	251,81 km/h
12	<b>Prosperia C. Abt Racing, Audi R8 LMS ultra</b> Jöns Christer , DEU Winkelhock Markus , DEU	251,69 km/h
5	<b>Farnbacher Racing, Porsche 911 GT3 R</b> Morcom Nathan , AUS Farnbacher Mario , DEU	251,63 km/h
11	<b>Prosperia C. Abt Racing, Audi R8 LMS ultra</b> Hamprecht Fabian , DEU Thiim Nicki , DNK	251,40 km/h
7	<b>TONINO Team Herberth, Porsche 911 GT3 R</b> Handlos Herbert , AUT Renauer Alfred , DEU	251,16 km/h
4	<b>GW IT Racing Team Schütz Motorsport, Porsche 911 GT3 R</b> Wossos Antonios , GRC Nathan Wolf , NLD	250,93 km/h
16	<b>YACO Racing, Audi R8 LMS ultra</b> Frey Rahel , CHE Geipel Philip , DEU	250,87 km/h
20	<b>PIXUM Team Schubert, BMW Z4 GT3</b> Sandritter Max , DEU Klingmann Jens , DEU	250,70 km/h
100	<b>kfzteile24 APR Motorsport, Audi R8 LMS ultra</b> Stoll Florian , DEU Dobitsch Daniel , AUT	250,35 km/h