

ADAC GT Masters

Results Race 2

Provisional

Reg. Nr.: 0301.14.127

Sunday 11.5.2014 12:00



Circuit Zandvoort, Length: 4307 m

Air temperature: 10.3°C

Track temperature: 10.4°C

Weather condition: Wet

started : 25 classified : 20 not classified : 5

	Drivers	Team	Car	Laps	Total Time	Gap	Kph	Lap	Time	Kph
1	3 K.Estre/J.van Lagen	GW IT Racing Team Schütz Motors	Porsche 911 GT3 R	31	1:00:47.322		131,8	6	1:52.767	137,5
2	10 K.van der Linde/R.Rast	Prosperia C. Abt Racing	Audi R8 LMS ultra	31	1:00:55.693	8.371	131,5	6	1:53.697	136,4
3	11 F.Hamprecht/N.Thiim	Prosperia C. Abt Racing	Audi R8 LMS ultra	31	1:01:01.259	13.937	131,3	8	1:53.189	137,0
4	12 C.Jöns/M.Winkelhock	Prosperia C. Abt Racing	Audi R8 LMS ultra	31	1:01:06.035	18.713	131,1	8	1:52.990	137,2
5	19 C.Hürtgen/D.Baumann	PIXUM Team Schubert	BMW Z4 GT3	31	1:01:14.713	27.391	130,8	9	1:54.108	135,9
6	26 M.Götz/M.Buhk	H.T.P. Motorsport	Mercedes-Benz SLS AMG GT3	31	1:01:17.430	30.108	130,7	9	1:54.205	135,8
7	20 M.Sandritter/J.Klingmann	PIXUM Team Schubert	BMW Z4 GT3	31	1:01:27.611	40.289	130,3	9	1:53.728	136,3
8	6 S.Asch/P.Frommenwiler	Farnbacher Racing	Porsche 911 GT3 R	31	1:01:49.694	1:02.372	129,6	9	1:55.527	134,2
9	1 A.Wirth/D.Keilwitz	Callaway Competition	Corvette Z06.R GT3	31	1:01:55.810	1:08.488	129,4	8	1:54.714	135,2
10	23 J.Seyffarth/M.Engel	ROWE RACING	Mercedes-Benz SLS AMG GT3	31	1:01:56.947	1:09.625	129,3	9	1:54.550	135,4
11										
12	8 R.Renauer/N.Siedler	TONINO Team Herberth	Porsche 911 GT3 R	31	1:02:03.791	1:16.469	129,1	8	1:54.308	135,6
13	5 N.Morcom/M.Farnbacher	Farnbacher Racing	Porsche 911 GT3 R	31	1:02:18.562	1:31.240	128,6	9	1:55.553	134,2
14	7 H.Handlos(*G*)/A.Renauer	TONINO Team Herberth	Porsche 911 GT3 R	31	1:02:41.211	1:53.889	127,8	11	1:55.214	134,6
15	13 D.Jahn/S.Barth	RWT RACING Team	Corvette Z06.R GT3	31	1:02:43.029	1:55.707	127,7	9	1:56.074	133,6
16	9 F.Scholze(*G*)/D.Jöst(*G*)	TONINO Team Herberth	Porsche 911 GT3 R	30	1:00:58.763	1 LAP	127,1	8	1:56.095	133,6
17										
18	17 R.Lips(*G*)/L.Marionek	Callaway Competition	Corvette Z06.R GT3	30	1:01:24.594	1 LAP	126,2	8	1:57.592	131,9
19	14 F.Spengler/M.Asmer	MRS GT-Racing	McLaren MP4-12C GT3	30	1:01:33.776	1 LAP	125,9	8	1:56.953	132,6
20	4 A.Wossos(*G*)/W.Nathan(*G*)	GW IT Racing Team Schütz Motors	Porsche 911 GT3 R	30	1:02:32.602	1 LAP	124,0	9	1:56.471	133,1
not classified										
16	R.Frey/P.Geipel	YACO Racing	Audi R8 LMS ultra	20	41:12.442	11LAPS	125,4	5	1:55.525	134,2
2	P.Assenheimer/D.Alessi	Callaway Competition	Corvette Z06.R GT3	17	33:39.730	14LAPS	130,5	7	1:56.027	133,6
27	L.Stolz/H.Frentzen	H.T.P. Motorsport	Mercedes-Benz SLS AMG GT3	12	23:43.535	19LAPS	130,7	9	1:54.511	135,4
18	T.Seiler(*G*)/J.Bleekemolen	Callaway Competition	Corvette Z06.R GT3	10	20:01.739	21LAPS	129,0	9	1:55.298	134,5
24	A.von Thum und Taxis/P.Kox	Reiter Engineering	Chevrolet Camaro GT	8	16:10.521	23LAPS	127,8	7	1:57.510	131,9

Subject to appeal !

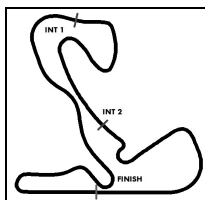
Fastest lap of the race. Car 3 driver van Lagen on lap 6. Time 1:52.767, average speed 137,5 km/h.

Subject to final scrutineering!

Publications Time:

Clerk of the course:

Time Keeping:



ADAC GT Masters

Lap chart Race 2

Provisional

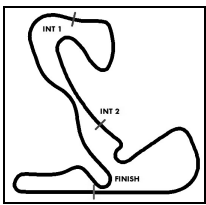


Circuit Zandvoort, Length: 4307 m

Sunday 11.5.2014 12:00

POS	1	2	3	4	5	6	7	8	9	10	11	12	13	14	15	16	17	18	19	20	21	22	23	24	25	26	27
LAP 1	10	11	3	19	12	26	18	8	20	1	23	7	5	6	21	16	27	100	2	13	9	14	17	24	4		
LAP 2	10	11	3	19	12	26	18	20	8	1	7	5	6	21	16	27	100	2	13	23	9	14	17	24	4		
LAP 3	10	3	11	19	12	26	18	20	8	1	7	5	6	21	16	27	100	2	13	23	9	14	17	24	4		
LAP 4	10	3	11	19	12	26	20	18	8	1	7	5	6	21	16	100	27	2	13	23	14	9	17	24	4		
LAP 5	10	3	11	19	12	26	20	18	1	8	7	5	6	21	16	100	27	2	23	13	14	9	17	24	4		
LAP 6	10	3	11	19	12	26	20	1	8	18	7	5	6	21	16	100	27	23	2	13	14	9	24	17	4		
LAP 7	10	3	11	12	19	26	20	1	8	18	7	5	6	21	16	100	27	23	2	13	14	9	24	17	4		
LAP 8	10	3	11	12	19	26	20	1	8	18	7	5	6	21	16	27	23	2	13	100	14	9	24	17	4		
LAP 9	10	3	11	12	19	26	20	1	8	18	7	5	6	21	16	27	23	2	13	14	9	17	4	100			
LAP 10	10	3	11	12	19	26	20	1	8	7	5	6	27	21	23	2	13	14	9	.18	17	16	4	100			
LAP 11	3	10	11	12	19	26	20	1	8	7	5	6	21	23	2	13	27	14	9	16	17	4	100				
LAP 12	3	10	11	12	19	26	20	1	8	7	5	6	21	23	2	27	13	14	9	16	17	4	100				
LAP 13	3	10	11	12	19	20	.26	1	8	7	5	21	23	.6	2	13	14	9	16	17	4	.100					
LAP 14	3	11	12	.10	20	.19	1	7	.8	5	23	.21	13	2	9	16	14	26	.17	.4	6	100'					
LAP 15	3	11	20	.12	1	7	5	.23	13	2	10	14	.9	19	.16	26	8	6	21	17'	100'	4'					
LAP 16	3	11	20	1	5	.7	13	2	10	12	19	26	.14	.8	6	23	21	9'	16'	17'	100'	4'					
LAP 17	.3	.11	20	.1	.5	.13	10	.2	12	19	26	7	6	23	21	8	9'	16'	14'	100'	17'	4'					
LAP 18	.20	3	11	10	12	19	26	1	6	7	23	5	21	8	13	9	16	14	100	17	4'						
LAP 19	3	11	10	12	19	20	26	1	6	23	21	7	5	8	13	9	16	14	100	17	4'						
LAP 20	3	10	11	12	19	26	20	1	6	23	21	7	5	8	13	9	14	100	17	.16	4'						
LAP 21	3	10	11	12	19	26	20	1	6	23	21	7	5	8	13	9	14	100	17	4'							
LAP 22	3	10	11	12	19	26	20	1	6	23	21	5	8	7	13	9	100	14	17'	4'							
LAP 23	3	10	11	12	19	26	20	1	6	23	21	5	8	7	13	9	100	14	17'	4'							
LAP 24	3	10	11	12	19	26	20	1	6	23	21	8	5	7	13	9	100	14'	17'	4'							
LAP 25	3	10	11	12	19	26	20	1	6	23	21	8	5	7	13	9	100	14'	17'	4'							
LAP 26	3	10	11	12	19	26	20	1	6	23	21	8	5	7	13	9	100'	14'	17'	4'							
LAP 27	3	10	11	12	19	26	20	1	6	23	21	8	5	7	13	9'	100'	17'	14'	4'							
LAP 28	3	10	11	12	19	26	20	1	6	23	21	8	5	7	13	9'	100'	17'	14'	4'							
LAP 29	3	10	11	12	19	26	20	6	1	23	21	8	5	7	13	9'	100'	17'	14'	4'							
LAP 30	3	10	11	12	19	26	20	6	1	23	21	8	5	7	13	9'	100'	17'	14'	4'							
LAP 31	3	10	11	12	19	26	20	6	1	23	21	8	5	7	13	.9	.100										

. - PIT STOP ' - LAP BEHIND



ADAC GT Masters

Lap analysis Race 2



Provisional

Reg. Nr.: 0301.14.127

Sunday 11.5.2014 12:00

Circuit Zandvoort, Length: 4307 m

Air temperature: 10.3°C

Track temperature: 10.4°C

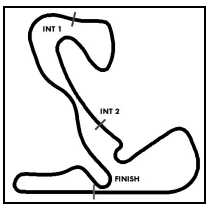
Weather condition: Wet

Lap	Time	SE1	SP1	SE2	SP2	SE3	SP3	TSP	Lap	Time	SE1	SP1	SE2	SP2	SE3	SP3	TSP
1 Andreas Wirth, DEU/ Daniel Keilwitz, DEU									theoretical besttime: 1:54.536								
1	2:08.121	1:00.385	163	31.175	154	36.561	231	179	17	2:02.856	50.690	179	29.892	197	42.274		224
2	1:57.999	51.606	170	30.383	162	36.010	233	209	18	2:56.097	1:50.141	177	30.026	184	35.930	230	
3	1:57.487	51.476	168	30.239	169	35.772	235	206	19	1:58.476	52.051	171	30.395	191	36.030	230	207
4	1:56.569	51.028	174	29.800	175	35.741	235	213	20	1:58.974	52.029	174	30.631	191	36.314	230	222
5	1:56.901	51.211	178	29.737	185	35.953	232	208	21	1:58.832	52.385	173	30.415	198	36.032	229	216
6	1:55.592	50.967	178	29.701	203	34.924	235	223	22	1:59.132	52.388	179	30.422	199	36.322	229	219
7	1:55.290	50.634	180	29.585	199	35.071	234	218	23	1:58.994	52.306	179	30.250	200	36.438	229	216
8	1:54.714	50.175	181	29.480	201	35.059	235	224	24	1:59.153	52.605	177	30.292	197	36.256	231	219
9	1:54.772	50.132	177	29.610	203	35.030	235	223	25	2:00.335	53.461	175	30.608	191	36.266	231	203
10	1:55.477	50.673	179	29.579	207	35.225	234	221	26	1:59.420	52.464	177	30.240	200	36.716	229	220
11	1:55.480	50.708	179	29.545	200	35.227	235	216	27	1:59.623	52.888	177	30.328	204	36.407	230	220
12	1:56.172	50.567	178	29.809	200	35.796	233	225	28	1:59.169	52.846	176	30.089	207	36.234	232	232
13	1:55.317	50.365	180	29.640	203	35.312	234	223	29	2:00.303	52.901	173	30.544	178	36.858	231	226
14	1:55.508	50.644	179	29.596	204	35.268	235	228	30	1:59.181	52.639	178	30.280	194	36.262	232	230
15	1:55.865	50.748	180	29.757	201	35.360	234	222	31	1:58.289	52.270	176	30.048	203	35.971	233	227
16	1:55.712	50.446	177	29.776	197	35.490	234	225									

2 Patrick Assenheimer, DEU/ Diego Alessi, ITA									theoretical besttime: 1:55.500								
1	2:13.604	1:04.211	153	31.665	148	37.728	227	150	10	1:57.095	50.787	174	30.202	196	36.106	226	231
2	2:00.026	52.965	172	30.938	190	36.123	226	184	11	1:56.892	50.971	174	30.181	198	35.740	227	216
3	1:57.980	51.878	172	30.202	196	35.900	228	211	12	1:57.047	50.891	177	30.139	193	36.017	227	226
4	1:58.274	51.566	168	30.417	191	36.291	224	219	13	1:57.754	51.484	176	30.120	198	36.150	226	218
5	1:56.831	51.282	174	30.254	193	35.295	228	223	14	1:57.967	51.635	162	30.520	197	35.812	229	221
6	1:56.634	50.353	177	30.350	199	35.931	230	229	15	1:57.354	51.318	175	30.192	201	35.844	228	219
7	1:56.027	50.475	175	30.082	205	35.470	228	229	16	1:58.126	51.676	176	30.321	194	36.129	227	226
8	1:56.687	50.682	175	30.331	201	35.674	229	230	17	2:05.293	51.919	176	30.419	196	42.955		223
9	1:56.139	50.280	178	29.925	199	35.934	227	239									

3 Kevin Estre, FRA/ Jaap van Lagen, NLD									theoretical besttime: 1:52.756								
1	2:02.424	56.932	157	30.000	186	35.492	224	213	17	2:01.143	49.710	175	29.818	201	41.615		234
2	1:56.065	50.721	162	29.852	187	35.492	220	221	18	2:52.145	1:46.463	169	30.026	174	35.656	222	
3	1:54.876	50.328	172	29.911	195	34.637	225	223	19	1:56.974	51.695	172	29.541	172	35.738	223	192
4	1:53.946	49.861	176	29.658	198	34.427	226	226	20	1:57.663	51.782	172	29.968	171	35.913	222	196
5	1:53.602	49.522	176	29.241	200	34.839	225	228	21	1:57.527	51.656	174	29.942	176	35.929	221	192
6	1:52.767	49.223	176	29.252	201	34.292	227	224	22	1:56.340	51.107	175	29.738	187	35.495	222	200
7	1:53.235	49.376	172	29.387	201	34.472	228	229	23	1:57.090	51.363	172	29.895	174	35.832	218	200
8	1:54.359	50.019	175	29.614	198	34.726	227	228	24	1:57.110	51.504	173	29.680	180	35.926	221	199
9	1:53.734	49.573	175	29.643	198	34.518	224	224	25	1:57.541	51.762	168	29.828	185	35.951	220	206
10	1:54.705	50.492	177	29.450	180	34.763	228	228	26	1:56.947	51.402	173	29.763	187	35.782	221	200
11	1:53.699	49.867	177	29.317	198	34.515	227	232	27	1:57.308	51.222	174	30.022	180	36.064	222	203
12	1:53.653	49.598	178	29.477	198	34.578	226	233	28	1:56.854	51.125	172	30.051	184	35.678	222	209
13	1:54.461	50.317	175	29.466	199	34.678	225	212	29	1:56.525	51.087	177	29.613	180	35.825	222	200
14	1:54.993	50.248	176	29.821	194	34.924	225	213	30	1:55.948	50.683	177	29.579	196	35.686	223	210
15	1:54.133	49.958	173	29.626	199	34.549	227	227	31	1:55.718	50.528	178	29.432	189	35.758	223	205
16	1:53.837	49.565	175	29.556	197	34.716	227	233									

4 Antonios Wossos, GRC/ Wolf Nathan, NLD									theoretical besttime: 1:56.471								
1	2:18.299	1:08.352	133	32.771	129	37.176	220	139	17	2:02.650	53.962	161	30.659	169	38.029	219	193
2	2:02.582	54.648	150	31.194	163	36.740	220	172	18	2:07.135	57.143	156	32.398	146	37.594	218	179
3	2:00.905	53.684	156	30.743	167	36.478	221	182	19	2:02.982	54.361	162	31.075	159	37.546	213	189
4	1:59.749	52.862	157	30.715	170	36.172	223	204	20	2:05.557	55.721	149	31.312	164	38.524	214	190
5	1:58.906	52.616	159	30.349	182	35.941	223	205	21	2:05.051	56.361	152	31.293	163	37.397	217	188
6	1:58.476	52.156	157	30.412	177	35.908	223	209	22	2:03.346	54.741	156	31.111	158	37.494	217	195
7	1:57.912	51.737	160	30.428	182	35.747	224	219	23	2:05.282	55.675	160	31.372	159	38.235	215	178
8	1:57.951	51.920	160	30.188	189	35.843	223	213	24	2:06.338	57.925	153	31.113	166	37.300	217	189
9	1:56.471	51.200	163	29.809	196	35.462	224	228	25	2:04.690	55.534	160	31.083	160	38.073	211	194
10	1:59.364	52.387	161	30.949	161	36.028	222	202	26	2:07.119	56.950	152	31.318	161	38.851	218	184
11	1:59.048	52.613	160	30.391	180	36.044	219	204	27	2:03.781	55.358	150	31.303	159	37.120	220	188
12	1:58.823	52.314	161	30.239	161	36.270	223	208	28	2:04.738	54.880	143	32.333	163	37.525	219	191



ADAC GT Masters

Lap analysis Race 2



Provisional

Reg. Nr.: 0301.14.127

Sunday 11.5.2014 12:00

Circuit Zandvoort, Length: 4307 m

Air temperature: 10.3°C

Track temperature: 10.4°C

Weather condition: Wet

Lap	Time	SE1	SP1	SE2	SP2	SE3	SP3	TSP	Lap	Time	SE1	SP1	SE2	SP2	SE3	SP3	TSP
13	1:59.378	52.979	159	30.222	186	36.177	220	195	29	2:03.545	55.060	154	30.950	163	37.535	216	187
14	2:09.440	54.208	153	30.823	161	44.409		201	30	2:04.045	56.087	159	30.967	172	36.991	214	178
15	3:07.907	2:00.742	155	30.713	170	36.452	220										
16	2:01.132	53.908	160	30.810	167	36.414	221	185									

5 Nathan Morcom, AUS/ Mario Farnbacher, DEU

theoretical besttime: 1:55.450

1	2:10.097	1:01.874	150	31.164	147	37.059	222	169	17	2:03.538	51.813	173	29.948	188	41.777		203
2	1:59.021	52.641	162	30.073	184	36.307	222	189	18	2:59.328	1:51.314	153	31.019	166	36.995	219	
3	1:58.028	51.717	174	29.946	175	36.365	218	203	19	2:03.197	52.932	165	31.848	169	38.417	214	205
4	1:56.394	51.132	173	29.750	173	35.512	225	201	20	2:01.780	53.579	161	31.180	177	37.021	217	198
5	1:56.080	50.983	173	29.636	184	35.461	225	208	21	2:01.042	53.331	161	30.941	177	36.770	221	211
6	1:55.794	51.198	173	29.376	184	35.220	228	213	22	1:58.771	52.002	169	30.197	185	36.572	222	222
7	1:57.175	51.706	170	29.765	182	35.704	221	202	23	1:58.543	51.542	171	30.281	178	36.720	219	226
8	1:56.082	51.229	174	29.647	187	35.206	226	208	24	1:59.337	52.090	171	30.159	187	37.088	217	
9	1:55.553	50.868	174	29.407	184	35.278	227	213	25	2:00.186	52.661	163	30.814	190	36.711	215	217
10	1:55.935	50.997	175	29.503	190	35.435	226	206	26	1:58.868	51.869	169	30.196	185	36.803	219	223
11	1:55.781	51.093	175	29.467	186	35.221	226	205	27	1:59.421	52.342	168	30.195	188	36.884	219	226
12	1:56.341	51.104	173	29.698	191	35.539	226	209	28	1:59.054	51.892	167	30.542	183	36.620	221	230
13	1:55.847	51.098	172	29.483	191	35.266	226	204	29	1:59.439	52.562	153	30.696	192	36.181	222	215
14	1:57.652	51.759	165	30.030	185	35.863	214	199	30	1:58.040	51.584	175	30.231	192	36.225	222	225
15	1:56.896	51.685	174	29.939	187	35.272	225	205	31	1:58.294	52.093	173	29.876	188	36.325	222	219
16	1:57.048	52.004	174	29.482	185	35.562	224	203									

6 Sebastian Asch, DEU/ Philipp Frommenwiler, CHE

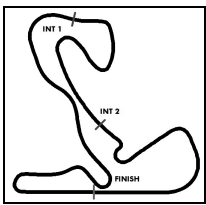
theoretical besttime: 1:55.400

1	2:10.987	1:03.035	153	30.887	163	37.065	223	174	17	1:57.403	50.948	164	30.090	191	36.365	224	223
2	1:58.722	52.373	167	29.953	179	36.396	224	200	18	1:56.801	50.936	176	29.888	191	35.977	223	211
3	1:57.946	52.404	168	29.982	187	35.560	224	200	19	1:57.142	51.192	174	29.843	192	36.107	223	199
4	1:57.189	51.624	170	29.790	175	35.775	224	203	20	1:58.010	51.147	171	30.194	178	36.669	222	209
5	1:55.797	50.993	175	29.564	195	35.240	225	206	21	1:58.808	51.989	168	30.167	190	36.652	222	203
6	1:55.671	50.972	176	29.421	200	35.278	228	206	22	1:57.808	51.505	173	30.138	194	36.165	221	208
7	1:56.624	51.308	171	29.635	180	35.681	227	203	23	1:57.892	51.820	173	30.188	192	35.884	223	205
8	1:56.518	51.517	175	29.649	194	35.352	225	207	24	1:57.474	51.494	176	29.998	193	35.982	222	214
9	1:55.527	50.739	175	29.524	187	35.264	223	214	25	1:58.121	52.082	167	30.098	196	35.941	223	212
10	1:55.981	51.004	175	29.556	197	35.421	225	213	26	1:58.505	51.802	162	30.042	199	36.661	223	219
11	1:55.898	50.943	172	29.665	193	35.290	225	207	27	1:59.756	53.162	171	30.257	187	36.337	224	208
12	1:56.157	50.856	177	29.595	191	35.706	225	214	28	1:59.114	52.679	160	30.249	194	36.186	224	215
13	2:02.548	51.059	174	29.825	193	41.664		206	29	1:57.542	51.589	174	29.832	191	36.121	223	224
14	2:52.707	1:47.104	172	29.898	197	35.705	227		30	1:57.026	51.234	172	29.955	192	35.837	225	212
15	1:56.737	51.015	173	29.942	195	35.780	221	213	31	1:56.770	51.270	175	29.667	187	35.833	224	216
16	1:56.513	51.358	176	29.570	195	35.585	225	197									

7 Herbert Handlos, AUT/ Alfred Renauer, DEU

theoretical besttime: 1:55.059

1	2:09.890	1:01.531	158	30.899	149	37.460	219	163	17	2:55.707	1:49.129	165	30.054	185	36.524	220	
2	1:58.808	52.560	173	30.050	170	36.198	221	197	18	2:00.957	53.627	167	30.820	187	36.510	217	208
3	1:57.750	51.728	173	29.990	184	36.032	220	208	19	2:05.513	52.297	166	30.527	191	42.689	204	213
4	1:56.498	51.217	174	29.542	195	35.739	222	211	20	2:01.215	53.472	163	30.738	186	37.005	217	198
5	1:56.300	51.124	176	29.684	190	35.492	221	220	21	2:01.898	53.767	160	30.900	178	37.231	217	208
6	1:55.866	51.126	176	29.273	196	35.467	225	222	22	2:04.241	56.160	155	31.002	179	37.079	218	216
7	1:57.033	51.618	174	29.570	180	35.845	225	222	23	2:01.646	53.347	163	30.880	182	37.419	216	224
8	1:56.175	51.191	178	29.416	189	35.568	222	220	24	2:01.370	53.556	164	30.859	180	36.955	218	221
9	1:55.512	50.708	176	29.319	193	35.485	224	227	25	2:01.318	53.602	163	30.848	189	36.868	220	211
10	1:55.584	50.789	178	29.183	196	35.612	223	220	26	2:01.445	53.570	163	30.805	185	37.070	218	213
11	1:55.214	50.543	178	29.338	192	35.333	224	225	27	2:00.598	53.358	168	30.488	184	36.752	219	207
12	1:55.766	50.613	179	29.436	197	35.717	223	223	28	2:00.342	53.159	163	30.605	181	36.578	221	220
13	1:55.463	50.725	179	29.335	192	35.403	224	226	29	2:00.112	52.879	167	30.479	189	36.754	217	222
14	1:56.902	51.850	178	29.504	194	35.548	224	208	30	2:01.187	53.325	163	30.562	190	37.300	216	215
15	1:55.946	51.148	180	29.462	196	35.336	225	215	31	2:00.533	53.263	164	30.363	187	36.907	216	198
16	2:04.422	50.923	178	29.854	191	43.645		221									



ADAC GT Masters

Lap analysis Race 2

Provisional



Circuit Zandvoort, Length: 4307 m

Air temperature: 10.3°C

Track temperature: 10.4°C

Weather condition: Wet

Reg. Nr.: 0301.14.127

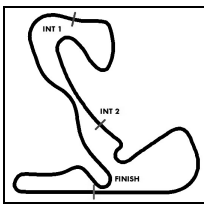
Sunday 11.5.2014 12:00

Lap	Time	SE1	SP1	SE2	SP2	SE3	SP3	TSP	Lap	Time	SE1	SP1	SE2	SP2	SE3	SP3	TSP
8 Robert Renauer, DEU/ Norbert Siedler, AUT									theoretical besttime: 1:54.075								
1	2:06.710	59.448	157	30.993	158	36.269	217	178	17	2:12.954	1:07.586	179	29.749	192	35.619	223	
2	1:58.918	52.061	170	30.821	164	36.036	220	187	18	1:58.325	51.814	175	30.524	180	35.987	221	220
3	1:57.174	51.343	171	30.248	159	35.583	222	210	19	1:57.468	51.462	173	30.123	181	35.883	221	217
4	1:57.110	51.345	176	29.860	170	35.905	223	201	20	1:58.954	52.061	174	30.364	177	36.529	221	212
5	1:57.279	51.967	174	29.730	174	35.582	220	209	21	2:01.329	53.403	162	30.981	167	36.945	219	196
6	1:56.948	51.491	178	29.582	181	35.875	221	213	22	1:58.588	52.306	175	30.002	186	36.280	223	196
7	1:55.919	51.136	175	29.484	182	35.299	223	203	23	1:58.712	52.096	176	30.315	170	36.301	221	213
8	1:54.308	50.120	181	29.363	186	34.825	223	208	24	1:58.503	52.032	172	30.222	188	36.249	220	203
9	1:54.317	50.194	178	29.130	192	34.993	224	208	25	1:56.342	50.991	179	29.615	191	35.736	222	229
10	1:54.755	50.450	176	29.194	191	35.111	224	206	26	1:56.496	51.049	179	29.646	185	35.801	223	227
11	1:55.703	50.878	177	29.453	186	35.372	224	208	27	1:57.105	51.182	177	29.838	169	36.085	221	225
12	1:55.735	50.379	177	29.742	185	35.614	221	216	28	1:56.919	51.173	178	29.839	187	35.907	222	230
13	1:55.632	50.735	176	29.601	185	35.296	223	221	29	1:56.455	50.988	179	29.608	189	35.859	224	224
14	2:02.687	50.999	177	29.428	188	42.260		203	30	1:56.691	51.339	179	29.704	182	35.648	225	208
15	2:51.987	1:45.930	175	30.286	193	35.771	221		31	1:58.863	52.008	175	29.950	186	36.905	222	208
16	2:04.905	51.937	179	29.544	197	43.424		204									

9 Florian Scholze, DEU/ Dominik Jöst, DEU									theoretical besttime: 1:56.095								
1	2:16.190	1:06.622	149	31.965	146	37.603	221	139	17	1:57.075	51.548	171	29.729	189	35.798	224	212
2	2:00.910	54.047	160	30.521	162	36.342	223	179	18	1:58.739	51.903	173	30.081	188	36.755	222	213
3	1:58.564	52.059	168	30.191	178	36.314	225	207	19	2:00.367	52.728	166	30.871	188	36.768	220	199
4	1:59.460	51.837	163	31.657	162	35.966	223	212	20	2:00.717	53.107	166	30.521	178	37.089	218	203
5	1:57.767	52.001	159	30.068	185	35.698	224	206	21	2:00.589	53.088	170	30.779	185	36.722	222	218
6	1:57.581	51.903	163	30.210	182	35.468	225	204	22	1:59.006	52.286	171	30.223	194	36.497	224	220
7	1:56.854	51.653	168	29.915	193	35.286	227	200	23	1:59.721	52.885	171	30.246	187	36.590	221	215
8	1:56.095	51.341	163	29.645	190	35.109	227	203	24	1:59.989	52.620	165	30.542	183	36.827	222	218
9	1:57.329	51.651	169	30.069	190	35.609	227	221	25	1:59.813	52.594	169	30.487	196	36.732	222	212
10	1:58.779	52.350	161	29.872	180	36.557	222	193	26	2:14.457	52.164	171	45.389	168	36.904	222	213
11	1:58.453	52.071	160	30.412	187	35.970	226	201	27	2:00.802	53.175	170	31.119	174	36.508	224	208
12	1:58.131	51.894	161	30.394	179	35.843	225	211	28	1:59.114	52.466	171	30.127	190	36.521	222	205
13	1:58.816	52.501	157	30.499	182	35.816	227	190	29	1:58.709	52.476	170	30.066	186	36.167	224	
14	1:57.642	52.304	171	29.811	183	35.527	225	195	30	2:00.460	53.914	161	30.379	186	36.167	225	213
15	2:03.941	51.360	170	29.766	186	42.815		196									
16	2:52.693	1:46.928	171	29.944	190	35.821	224										

10 Kelvin van der Linde, ZAF/ Rene Rast, DEU									theoretical besttime: 1:53.529								
1	1:59.808	54.662	172	29.715	184	35.431	219	213	17	1:55.469	50.541	178	29.731	190	35.197	225	220
2	1:55.747	50.941	173	29.427	193	35.379	220	207	18	1:55.208	50.335	178	29.755	198	35.118	223	221
3	1:54.700	50.502	178	29.330	198	34.868	223	217	19	1:56.256	51.116	176	29.672	195	35.468	225	215
4	1:54.297	50.399	180	29.257	196	34.641	224	229	20	1:57.984	51.716	176	30.229	183	36.039	218	216
5	1:54.021	50.000	180	29.183	197	34.838	223	223	21	1:56.787	51.016	177	30.218	194	35.553	219	221
6	1:53.697	49.823	181	29.325	192	34.549	224	223	22	1:56.596	51.124	175	29.901	195	35.571	222	221
7	1:53.951	49.797	180	29.351	197	34.803	223	229	23	1:57.183	51.508	174	30.210	192	35.465	222	211
8	1:54.415	50.368	179	29.366	193	34.681	225	229	24	1:57.289	51.378	177	30.104	184	35.807	224	212
9	1:54.051	49.883	181	29.468	198	34.700	224	229	25	1:57.076	51.211	174	30.141	183	35.724	222	217
10	1:54.908	50.421	180	29.371	180	35.116	224	229	26	1:57.566	51.815	175	30.043	180	35.708	222	206
11	1:55.326	51.047	177	29.517	191	34.762	225	224	27	1:57.671	51.394	174	30.294	178	35.983	220	221
12	1:54.491	50.445	181	29.471	197	34.575	225	222	28	1:57.399	51.424	176	30.114	177	35.861	223	214
13	1:54.607	50.258	178	29.463	193	34.886	224	223	29	1:57.153	51.274	176	30.197	177	35.682	222	217
14	2:01.810	50.619	179	29.675	195	41.516		205	30	1:57.420	51.657	177	30.002	172	35.761	224	203
15	2:50.259	1:45.162	177	29.885	191	35.212	220		31	1:56.797	51.092	177	29.901	184	35.804	190	218
16	1:55.751	50.787	176	29.702	189	35.262	223	209									

11 Fabian Hamprecht, DEU/ Nicki Thiim, DNK									theoretical besttime: 1:52.981								
1	2:01.159	55.748	175	29.757	186	35.654	220	201	17	2:00.083	49.988	181	29.318	200	40.777		230
2	1:57.206	51.615	172	29.842	186	35.749	221	214	18	2:52.833	1:46.577	172	30.420	187	35.836	222	
3	1:57.025	51.965	173	29.887	191	35.173	223	204	19	1:57.986	51.730	176	29.941	188	36.315	223	202
4	1:54.988	50.363	175	29.571	194	35.054	223	224	20	1:58.817	51.597	174	30.339	179	36.881	215	207
5	1:54.089	50.039	176	29.326	197	34.724	224	230	21	1:58.139	52.042	173	30.287	185	35.810	223	207



ADAC GT Masters

Lap analysis Race 2



Provisional

Reg. Nr.: 0301.14.127

Sunday 11.5.2014 12:00

Circuit Zandvoort, Length: 4307 m

Air temperature: 10.3°C

Track temperature: 10.4°C

Weather condition: Wet

Lap	Time	SE1	SP1	SE2	SP2	SE3	SP3	TSP	Lap	Time	SE1	SP1	SE2	SP2	SE3	SP3	TSP
6	1:53.855	49.894	176	29.377	198	34.584	226	227	22	1:56.988	51.342	176	30.249	190	35.397	224	215
7	1:53.547	49.497	176	29.336	197	34.714	226	238	23	1:57.222	51.580	176	30.029	184	35.613	223	212
8	1:53.189	49.705	179	29.197	198	34.287	224	234	24	1:57.406	51.302	174	30.088	183	36.016	222	219
9	1:53.220	49.565	179	29.222	199	34.433	225	235	25	1:57.549	51.451	173	30.150	186	35.948	222	207
10	1:53.447	49.549	181	29.226	197	34.672	223	236	26	1:58.259	52.167	166	30.403	193	35.689	222	221
11	1:54.059	49.922	180	29.297	192	34.840	225	234	27	1:57.881	51.403	174	30.405	184	36.073	223	215
12	1:54.575	50.201	180	29.474	196	34.900	225	230	28	1:57.612	51.370	168	30.255	184	35.987	222	221
13	1:54.383	50.067	180	29.315	194	35.001	224	231	29	1:57.939	51.383	173	30.220	178	36.336	222	213
14	1:55.131	50.624	181	29.401	194	35.106	224	218	30	1:57.413	51.439	174	30.082	194	35.892	224	209
15	1:53.892	49.768	181	29.381	198	34.743	222	232	31	1:58.029	51.371	172	30.357	173	36.301	219	218
16	1:53.338	49.558	181	29.294	198	34.486	225	234									

12 Christer Jöns, DEU/ Markus Winkelhock, DEU

theoretical besttime: 1:52.679

1	2:03.812	57.633	157	30.251	182	35.928	219	210	17	1:53.534	49.600	180	29.460	198	34.474	225	228
2	1:57.266	51.349	169	30.044	187	35.873	223	213	18	1:54.700	50.116	178	29.434	200	35.150	222	230
3	1:57.170	51.570	173	30.362	194	35.238	224	220	19	1:55.682	50.169	179	30.089	197	35.424	223	236
4	1:54.879	50.225	167	29.639	195	35.015	224	226	20	1:56.611	50.767	175	30.215	188	35.629	221	232
5	1:54.388	50.224	172	29.542	198	34.622	225	233	21	1:58.114	51.777	169	30.601	190	35.736	220	210
6	1:54.766	50.661	174	29.359	203	34.746	227	234	22	1:57.664	51.758	172	30.357	196	35.549	222	231
7	1:54.581	50.558	177	29.405	193	34.618	227	225	23	1:56.913	51.303	176	29.799	198	35.811	221	226
8	1:52.990	49.441	177	29.408	189	34.141	227	222	24	1:57.787	51.830	171	30.111	190	35.846	221	221
9	1:53.255	49.873	178	29.097	201	34.285	226	234	25	1:58.615	52.288	168	30.413	188	35.914	218	214
10	1:54.493	49.938	178	29.344	198	35.211	224	228	26	1:58.958	52.810	169	30.275	188	35.873	220	205
11	1:53.989	49.842	177	29.726	192	34.421	225	226	27	1:58.933	52.363	172	30.580	181	35.990	221	213
12	1:55.049	50.678	176	29.529	190	34.842	223	228	28	1:57.637	51.994	171	29.844	191	35.799	223	217
13	1:54.453	50.520	177	29.411	199	34.522	224	227	29	1:57.481	51.212	173	30.042	181	36.227	222	221
14	1:54.380	50.397	179	29.324	200	34.659	224	211	30	1:57.283	51.201	174	30.186	187	35.896	223	235
15	2:01.993	50.729	175	29.723	200	41.541		223	31	1:57.188	51.469	174	30.032	187	35.687	222	221
16	2:51.471	1:46.922	180	29.580	200	34.969	224										

13 David Jahn, DEU/ Sven Barth, DEU

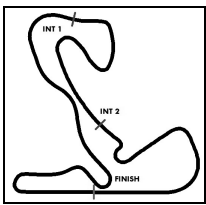
theoretical besttime: 1:55.665

1	2:13.946	1:04.643	143	32.396	149	36.907	225	142	17	2:04.226	51.273	176	30.316	192	42.637		215
2	2:00.033	52.951	153	30.950	174	36.132	225	167	18	2:56.453	1:49.045	172	30.502	183	36.906	226	
3	1:58.160	51.823	159	30.501	175	35.836	226	202	19	2:00.020	52.863	163	30.564	177	36.593	224	208
4	1:57.774	51.424	164	30.515	189	35.835	222	220	20	2:00.118	52.819	173	30.805	185	36.494	223	194
5	1:57.823	51.892	173	30.339	183	35.592	227	225	21	2:00.551	53.150	172	30.923	172	36.478	224	217
6	1:56.149	50.451	175	29.984		35.714	230	211	22	2:00.867	52.904	159	31.235	170	36.728	226	210
7	1:56.189	50.508	175	30.145	186	35.536	228	215	23	2:01.428	53.099	157	31.009	179	37.320	222	216
8	1:56.451	50.592	174	30.155	189	35.704	226	217	24	2:01.610	53.517	154	31.122	171	36.971	224	207
9	1:56.074	50.468	177	30.040	182	35.566	227	222	25	2:01.426	53.400	156	30.990	178	37.036	224	206
10	1:57.205	50.707	170	30.222	192	36.276	222	216	26	2:01.161	53.416	160	30.918	189	36.827	227	209
11	1:57.028	50.987	174	30.385	191	35.656	228	216	27	2:01.178	53.349	161	30.765	167	37.064	225	207
12	1:57.248	50.674	169	30.648	186	35.926	225	213	28	2:00.667	52.800	163	31.004	171	36.863	225	215
13	1:57.172	51.004	170	30.191	200	35.977	227	208	29	2:00.375	52.776	165	30.743	171	36.856	226	210
14	1:56.434	51.054	175	30.150	190	35.230	228	198	30	2:00.730	53.147	156	30.919	177	36.792	223	216
15	1:56.843	51.244	174	30.016	198	35.583	227	219	31	2:01.168	53.810	173	30.561	183	36.797	224	189
16	1:56.522	50.728	178	30.168	199	35.626	227	223									

14 Florian Spengler, DEU/ Marko Asmer, EST

theoretical besttime: 1:56.855

1	2:16.458	1:06.885	142	31.927	155	37.646	223	149	17	2:59.787	1:52.353	165	30.854	192	36.580	221	
2	2:01.265	54.217	151	30.920	172	36.128	224	202	18	2:00.328	53.110	170	30.487	192	36.731	219	210
3	1:58.311	51.875	153	30.385	176	36.051	225	207	19	2:00.817	53.071	161	30.768	177	36.978	219	212
4	1:57.914	51.962	155	30.484	181	35.468	223	217	20	2:01.670	53.271	165	31.350	180	37.049	219	215
5	1:57.121	51.470	161	30.181	187	35.470	225	230	21	2:01.335	53.252	163	31.356	192	36.727	220	221
6	1:57.465	51.622	164	30.126	183	35.717	224	213	22	2:02.162	52.794	168	31.624	178	37.744	221	215
7	1:57.393	51.480	162	30.290	187	35.623	226	225	23	2:01.085	53.056	161	31.101	195	36.928	221	203
8	1:56.953	51.568	161	29.991	192	35.394	223	221	24	2:02.108	53.380	141	31.239	168	37.489	219	225
9	1:57.556	51.687	158	30.042	193	35.827	224	227	25	2:04.832	55.040	162	32.422	160	37.370	220	202
10	1:58.678	52.172	159	30.160	189	36.346	224	194	26	2:04.023	55.889	166	30.877	160	37.257	222	192
11	1:58.559	52.127	157	30.415	192	36.017	222	217	27	2:05.561	56.130	165	31.176	172	38.255	220	206
12	1:57.913	51.836	156	30.325	194	35.752	224	220	28	2:03.411	54.939	145	31.184	181	37.288	221	204



ADAC GT Masters

Lap analysis Race 2



Provisional

Reg. Nr.: 0301.14.127

Sunday 11.5.2014 12:00

Circuit Zandvoort, Length: 4307 m

Air temperature: 10.3°C

Track temperature: 10.4°C

Weather condition: Wet

Lap	Time	SE1	SP1	SE2	SP2	SE3	SP3	TSP	Lap	Time	SE1	SP1	SE2	SP2	SE3	SP3	TSP
13	1:58.964	52.723	156	30.467	196	35.774	223	192	29	2:03.163	53.555	154	32.174	150	37.434	223	220
14	2:00.543	53.569	154	31.126	188	35.848	224	197	30	2:01.712	53.388	163	31.210	183	37.114	211	197
15	1:58.596	52.363	158	30.336	192	35.897	221	205									
16	2:08.093	52.878	158	30.444	178	44.771		200									

16 Rahel Frey, CHE/ Philip Geipel, DEU

theoretical besttime: 1:55.141

1	2:12.415	1:03.541	150	31.335	136	37.539	217	161	11	1:55.640	51.090	177	29.632	191	34.918	223	215
2	1:58.925	52.296	169	30.378	175	36.251	218	200	12	1:55.889	51.060	178	29.687	195	35.142	222	210
3	1:57.964	51.995	172	30.234	183	35.735	223	205	13	1:56.058	51.102	177	29.643	195	35.313	222	197
4	1:58.583	51.314	174	30.846	159	36.423	213	216	14	1:56.962	51.476	169	30.222	192	35.264	223	205
5	1:55.525	50.932	175	29.576	188	35.017	224	232	15	2:03.578	50.815	176	29.959	193	42.804		211
6	1:55.878	50.894	176	29.723	192	35.261	224	211	16	2:52.955	1:46.722	161	29.977	183	36.256	222	
7	1:55.898	50.886	173	29.756	191	35.256	224	215	17	1:57.117	51.644	177	29.865	194	35.608	223	207
8	1:55.619	50.647	178	29.932	187	35.040	224	223	18	1:58.263	51.618	175	30.028	177	36.617	219	215
9	1:56.127	50.978	175	29.913	199	35.236	224	215	19	2:02.642	52.693	174	30.572	176	39.377	205	202
10	2:22.260	1:16.979	173	30.018	197	35.263	222	225	20	2:24.144	58.209	133	35.468	135	50.467		192

17 Remo Lips, CHE/ Lennart Marioneck, DEU

theoretical besttime: 1:57.293

1	2:17.085	1:07.077	146	32.207	150	37.801	224	147	17	2:00.469	53.411	169	30.240	185	36.818	223	202
2	2:01.984	54.424	167	31.060	185	36.500	225	187	18	1:59.874	52.685	174	30.176	185	37.013	223	194
3	1:59.756	52.634	170	30.542	166	36.580	226	209	19	2:00.861	53.002	171	30.405	185	37.454	222	194
4	1:59.586	52.204	172	30.759	182	36.623	225	220	20	2:01.596	53.639	169	30.689	179	37.268	221	207
5	1:58.642	51.844	172	30.595	191	36.203	227	232	21	2:01.177	53.231	173	30.656	182	37.290	223	202
6	1:59.815	52.906	173	30.341	183	36.568	226	211	22	2:01.565	53.168	173	30.507	177	37.890	222	194
7	1:57.989	51.823	174	29.951	196	36.215	226	210	23	2:02.028	53.354	172	30.493	169	38.181	223	191
8	1:57.592	51.628	176	30.074	202	35.890	226	221	24	2:01.449	53.873	175	30.328	182	37.248	222	197
9	1:57.815	51.463	176	29.940	196	36.412	226	220	25	2:02.261	54.418	163	30.737	169	37.106	222	202
10	1:58.680	52.093	174	30.042	191	36.545	224	210	26	2:00.892	53.324	167	30.429	168	37.139	222	203
11	1:59.694	53.190	173	30.279	192	36.225	226	226	27	2:01.954	54.210	177	30.437	171	37.307	224	205
12	1:59.074	52.262	166	30.408	194	36.404	226	203	28	2:02.623	53.523	157	30.653	166	38.447	225	203
13	1:58.663	52.173	174	30.172	191	36.318	224	210	29	2:00.006	52.480	174	30.303	171	37.223	225	212
14	2:05.993	52.087	171	30.355	180	43.551		217	30	1:59.449	52.485	176	30.233	171	36.731	227	203
15	2:56.598	1:48.856	175	31.186	178	36.556	224										
16	1:59.424	52.485	173	30.381	190	36.558	224	200									

18 Toni Seiler, CHE/ Jeroen Bleekemolen, NLD

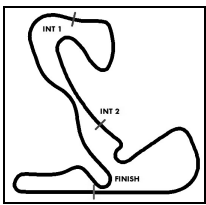
theoretical besttime: 1:55.143

1	2:05.573	58.823	173	30.146	161	36.604	225	193	6	1:57.919	51.396	174	30.253	171	36.270	229	215
2	1:58.859	52.356	162	30.470	170	36.033	228	198	7	1:57.428	52.141	172	29.566	174	35.721	231	196
3	1:57.352	51.512	171	29.984	172	35.856	227	199	8	1:56.066	51.234	177	29.375	179	35.457	229	212
4	1:57.729	51.717	170	29.994	173	36.018	228	205	9	1:55.298	50.650	176	29.471	186	35.177	229	217
5	1:56.791	51.458	174	29.765	172	35.568	230	209	10	2:18.724	50.728	174	29.316	182	58.680		217

19 Claudia Hürtgen, DEU/ Dominik Baumann, AUT

theoretical besttime: 1:53.930

1	2:03.121	56.558	175	30.311	174	36.252	223	211	17	1:56.365	50.838	178	29.998	176	35.529	226	216
2	1:57.683	51.405	173	30.053	178	36.225	221	211	18	1:55.350	50.076	180	29.722	192	35.552	222	221
3	1:56.354	51.197	178	29.811	194	35.346	224	215	19	1:58.638	50.857	182	29.892	181	37.889	199	221
4	1:55.525	50.566	177	29.640	194	35.319	227	230	20	1:58.631	51.839	175	30.423	179	36.369	218	211
5	1:54.549	50.174	177	29.460	199	34.915	226	231	21	1:57.414	51.126	173	29.968	178	36.320	218	208
6	1:54.867	50.398	179	29.408	198	35.061	226	228	22	1:57.710	51.357	177	30.162	183	36.191	220	211
7	1:55.210	50.348	178	29.440	200	35.422	223	232	23	1:57.978	51.195	177	30.605	184	36.178	220	212
8	1:54.976	50.423	178	29.486	186	35.067	228	220	24	1:57.908	51.265	179	29.943	185	36.700	216	215
9	1:54.108	49.850	175	29.520	200	34.738	227	240	25	1:57.507	51.314	176	29.902	180	36.291	219	209
10	1:54.497	50.334	177	29.380	201	34.783	228	232	26	1:57.996	51.301	175	29.970	178	36.725	217	203
11	1:54.296	49.961	178	29.431	199	34.904	227	225	27	1:57.557	50.923	181	29.942	184	36.692	219	210
12	1:54.980	50.130	177	29.569	198	35.281	227	238	28	1:57.687	51.271	177	30.015	176	36.401	223	212
13	1:54.548	50.087	176	29.520	198	34.941	226	232	29	1:57.298	51.548	174	29.838	184	35.912	223	224
14	2:01.426	50.623	176	29.342	202	41.461		208	30	1:56.673	50.849	175	29.956	190	35.868	225	216
15	2:50.712	1:45.586	179	29.792	188	35.334	226		31	1:56.686	50.878	177	29.844	183	35.964	223	214
16	1:56.463	50.896	177	29.868	179	35.699	224	222									



ADAC GT Masters

Lap analysis Race 2



Provisional

Reg. Nr.: 0301.14.127

Sunday 11.5.2014 12:00

Circuit Zandvoort, Length: 4307 m

Air temperature: 10.3°C

Track temperature: 10.4°C

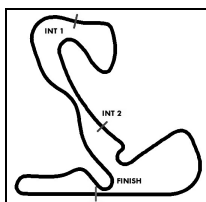
Weather condition: Wet

Lap	Time	SE1	SP1	SE2	SP2	SE3	SP3	TSP	Lap	Time	SE1	SP1	SE2	SP2	SE3	SP3	TSP
20 Max Sandritter, DEU/ Jens Klingmann, DEU									theoretical besttime: 1:53.728								
1	2:07.578	59.635	155	31.306	160	36.637	219	183	17	1:54.828	50.132	180	29.567	201	35.129	221	213
2	1:57.679	51.421	162	30.353	181	35.905	221	206	18	2:01.420	50.147	180	29.561	198	41.712		224
3	1:56.971	50.986	165	30.216	182	35.769	223	221	19	3:01.164	1:47.240	169	30.196	178	43.728	171	
4	1:55.607	50.985	175	29.636	192	34.986	225	221	20	1:59.961	53.329	168	30.321	184	36.311	219	190
5	1:54.611	50.018	178	29.522	193	35.071	224	229	21	1:58.502	52.205	166	30.142	190	36.155	221	216
6	1:54.206	49.804	180	29.472	198	34.930	226	223	22	1:58.936	52.319	169	30.611	180	36.006	222	210
7	1:54.269	49.740	182	29.452	193	35.077	224	217	23	1:58.797	52.124	168	30.623	182	36.050	220	226
8	1:54.079	49.780	181	29.399	197	34.900	226	221	24	1:58.195	51.813	172	30.276	193	36.106	221	224
9	1:53.728	49.669	180	29.261	196	34.798	226	222	25	1:58.059	51.784	168	30.232	190	36.043	221	216
10	1:54.111	49.752	181	29.529	197	34.830	228	224	26	1:58.117	51.707	174	30.175	189	36.235	221	217
11	1:54.494	49.921	181	29.472	189	35.101	225	225	27	1:57.740	51.682	173	30.034	192	36.024	219	229
12	1:54.670	49.981	181	29.593	196	35.096	223	221	28	1:58.210	51.599	172	30.341	191	36.270	223	230
13	1:54.920	50.053	179	29.817	195	35.050	227	220	29	1:58.194	51.677	173	30.055	186	36.462	220	228
14	1:54.278	50.016	180	29.463	198	34.799	227	202	30	1:58.175	51.701	174	30.205	179	36.269	222	229
15	1:54.071	49.734	180	29.463	200	34.874	224	222	31	1:57.677	51.302	172	30.266	185	36.109	215	234
16	1:54.364	49.899	180	29.478	201	34.987	223	221									

Lap	Time	SE1	SP1	SE2	SP2	SE3	SP3	TSP	Lap	Time	SE1	SP1	SE2	SP2	SE3	SP3	TSP
21 Luca Ludwig, DEU/ Alon Day, ISR									theoretical besttime: 1:55.201								
1	2:11.711	1:02.737	164	31.102	152	37.872	222		17	1:58.082	51.896	178	30.080	199	36.106	223	215
2	1:58.921	52.511	174	30.060	179	36.350	222	191	18	1:58.094	51.599	179	29.914	196	36.581	219	221
3	1:58.312	52.251	176	29.939	168	36.122	224	200	19	1:59.236	52.466	176	30.223	193	36.547	221	214
4	1:56.920	51.255	177	29.763	181	35.902	226	210	20	1:59.348	52.415	172	30.307	191	36.626	222	214
5	1:56.065	51.027	178	29.589	188	35.449	224	215	21	1:58.811	52.010	177	30.218	198	36.583	222	224
6	1:56.049	51.101	179	29.514	200	35.434	227	213	22	1:58.583	52.104	175	30.089	198	36.390	222	219
7	1:55.897	50.783	178	29.663	199	35.451	226	214	23	1:57.922	51.557	177	30.032	197	36.333	224	226
8	1:56.317	51.312	179	29.765	199	35.240	225	215	24	1:57.930	51.432	179	30.165	193	36.333	222	228
9	1:55.681	50.949	178	29.538	199	35.194	227	213	25	1:58.145	51.484	178	30.296	194	36.365	221	228
10	1:56.925	50.804	180	29.695	202	36.426	228	221	26	1:58.356	52.002	177	30.227	199	36.127	223	227
11	1:55.859	50.697	182	29.915	201	35.247	227	223	27	1:58.527	51.990	176	30.177	197	36.360	223	223
12	1:55.508	50.577	182	29.430	204	35.501	225	225	28	1:58.401	52.235	176	29.978	197	36.188	224	217
13	1:56.053	50.815	181	29.699	202	35.539	227	223	29	1:58.135	51.559	178	30.215	195	36.361	223	225
14	2:02.903	50.746	180	29.606	197	42.551		229	30	1:57.859	51.387	178	30.020	199	36.452	219	228
15	2:56.430	1:50.435	178	29.965	196	36.030	223		31	1:58.541	51.842	177	30.028	197	36.671	218	221
16	1:57.728	51.660	180	29.805	199	36.263	223	208									

Lap	Time	SE1	SP1	SE2	SP2	SE3	SP3	TSP	Lap	Time	SE1	SP1	SE2	SP2	SE3	SP3	TSP
23 Jan Seyffarth, DEU/ Maro Engel, DEU									theoretical besttime: 1:54.084								
1	2:08.511	1:00.718	159	31.178	170	36.615	223	169	17	1:56.723	51.528	174	29.864	190	35.331	225	202
2	2:06.217	1:00.288	177	29.998	178	35.931	224	229	18	2:00.044	52.422	163	30.991	182	36.631	221	207
3	1:57.798	51.406	162	31.041	179	35.351	225	194	19	1:59.047	52.257	170	30.419	181	36.371	221	208
4	1:57.753	51.263	155	30.842	188	35.648	225	209	20	1:58.581	52.049	174	30.321	193	36.211	221	215
5	1:56.866	51.118	169	30.059	196	35.689	227	223	21	1:59.266	52.422	177	30.310	192	36.534	221	208
6	1:55.644	50.367	176	29.943	197	35.334	228	228	22	1:58.715	52.061	178	30.264	192	36.390	221	215
7	1:54.859	49.832	181	29.682	192	35.345	229	226	23	1:58.523	51.959	176	30.325	195	36.239	222	212
8	1:55.390	51.138	180	29.589	201	34.663	229	210	24	1:58.026	51.822	178	29.985	198	36.219	221	211
9	1:54.550	49.852	180	29.602	201	35.096	228	227	25	1:58.541	52.046	175	30.287	197	36.208	221	221
10	1:55.777	50.890	177	29.653	204	35.234	226	229	26	1:58.704	52.088	176	30.177	195	36.439	220	217
11	1:55.888	50.516	178	30.107	200	35.265	228	221	27	1:58.316	52.118	179	29.987	200	36.211	221	210
12	1:55.179	50.355	178	29.873	203	34.951	227	228	28	1:57.654	51.748	180	30.070	198	35.836	223	213
13	1:56.327	51.003	178	29.894	199	35.430	226	216	29	1:57.630	51.821	178	30.044	199	35.765	223	223
14	1:56.124	50.587	175	30.010	202	35.527	225	216	30	1:57.042	51.358	178	29.831	200	35.853	224	221
15	2:02.499	50.818	172	30.256	197	41.425		227	31	1:56.620	51.277	181	29.829	202	35.514	225	227
16	2:54.133	1:48.523	180	30.030	187	35.580	224										

Lap	Time	SE1	SP1	SE2	SP2	SE3	SP3	TSP	Lap	Time	SE1	SP1	SE2	SP2	SE3	SP3	TSP
24 Albert von Thurn und Taxis, DEU/ Peter Kox, NLD									theoretical besttime: 1:57.037								
1	2:17.566	1:07.414	153	32.479	160	37.673	226	151	6	1:57.985	51.728	169	30.260	181	35.997	232	212
2	2:02.220	54.305	162	31.233		36.682	230	186	7	1:57.510	51.380	168	30.202	190	35.928	232	213
3	1:59.574	52.465	165	30.839	173	36.270	232	194	8	1:57.560	51.584	173	30.032	187	35.944	233	207
4	1:59.469	52.194	172	30.946	178	36.329	232	206									
5	1:58.637	51.867	170	30.600	193	36.170	231	208									



ADAC GT Masters



Lap analysis Race 2

Provisional

Reg. Nr.: 0301.14.127

Sunday 11.5.2014 12:00

Circuit Zandvoort, Length: 4307 m

Air temperature: 10.3°C

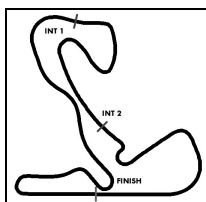
Track temperature: 10.4°C

Weather condition: Wet

Lap	Time	SE1	SP1	SE2	SP2	SE3	SP3	TSP	Lap	Time	SE1	SP1	SE2	SP2	SE3	SP3	TSP
26 Maximilian Götz, DEU/ Maximilian Buhk, DEU									theoretical besttime: 1:54.026								
1	2:04.464	57.949	167	30.222	175	36.293	223	190	17	1:56.181	50.723	182	29.739	199	35.719	225	223
2	1:57.113	51.150	175	30.006	178	35.957	223	214	18	1:56.391	50.931	182	29.648	196	35.812	224	228
3	1:57.387	51.398	178	30.141	199	35.848	225	210	19	1:57.357	51.388	181	29.668	192	36.301	221	218
4	1:55.110	50.315	180	29.565	191	35.230	226	221	20	1:57.895	51.422	178	30.063	188	36.410	222	213
5	1:54.638	50.167	181	29.401	195	35.070	226	227	21	1:58.083	51.599	176	30.442	189	36.042	222	216
6	1:54.740	49.956	181	29.631	196	35.153	226	230	22	1:57.343	51.508	176	30.145	201	35.690	224	212
7	1:54.609	49.910	181	29.615	190	35.084	228	224	23	1:57.874	51.646	175	30.252	195	35.976	224	215
8	1:54.912	50.129	179	29.567	196	35.216	227	226	24	1:57.397	51.668	175	29.762	195	35.967	224	211
9	1:54.205	49.754	181	29.580	196	34.871	229	238	25	1:57.609	51.426	177	30.055	189	36.128	222	214
10	1:54.467	50.121	182	29.457	196	34.889	228	230	26	1:58.013	51.662	177	30.114	192	36.237	224	209
11	1:54.640	49.962	181	29.611	195	35.067	228	234	27	1:57.311	51.412	181	29.856	194	36.043	224	224
12	1:54.934	50.144	181	29.737	199	35.053	225	228	28	1:57.728	51.257	181	29.967	183	36.504	223	212
13	2:01.502	50.416	178	29.838	197	41.248		232	29	1:57.275	51.226	176	30.057	192	35.992	224	207
14	2:53.108	1:47.362	181	29.718	195	36.028	225		30	1:56.628	51.005	181	29.715	196	35.908	225	222
15	1:55.373	50.541	181	29.593	200	35.239	226	219	31	1:57.099	50.970	177	30.036	191	36.093	205	217
16	1:56.044	50.819	181	29.539	199	35.686	225	222									

27 Luca Stolz, DEU/ Heinz-Harald Frentzen, DEU									theoretical besttime: 1:54.073								
1	2:13.014	1:03.909	145	31.046	159	38.059	218	144	7	1:56.145	50.518	175	30.023	184	35.604	225	213
2	1:58.938	52.154	164	30.299	172	36.485	223	195	8	1:55.236	50.596	176	29.454	197	35.186	227	215
3	1:58.176	51.682	168	30.553	178	35.941	225	216	9	1:54.511	49.448	176	29.892	198	35.171	228	230
4	1:58.069	50.845	171	30.286	175	36.938	214	217	10	1:54.884	50.020	172	29.454	203	35.410	227	234
5	1:57.212	51.650	175	29.909	193	35.653	223	214	11	2:05.618	50.218	176	40.006	182	35.394	226	214
6	1:55.815	50.212	175	29.872	182	35.731	224	216	12	1:55.917	50.166	170	30.139	204	35.612	224	215

100 Florian Stoll, DEU/ Daniel Dobitsch, AUT									theoretical besttime: 1:55.790								
1	2:13.185	1:03.226	159	32.223	146	37.736	215	163	17	1:57.746	51.808	175	29.922	188	36.016	218	220
2	1:59.574	52.703	165	30.432	168	36.439	218	191	18	1:57.853	51.765	170	29.876	189	36.212	218	219
3	1:57.919	51.574	170	30.259	187	36.086	220	211	19	1:59.159	52.119	170	30.492	178	36.548	216	207
4	1:57.503	51.433	169	30.083	179	35.987	216	212	20	2:01.321	53.097	166	31.422	172	36.802	219	209
5	1:56.358	51.187	174	29.835	196	35.336	221	216	21	2:01.348	53.415	161	31.386	184	36.547	219	214
6	1:56.092	50.750	173	30.000	197	35.342	220	224	22	2:00.256	53.056	172	30.507	187	36.693	218	219
7	1:56.403	50.785	173	29.903	196	35.715	221	218	23	1:58.717	51.966	174	30.316	188	36.435	217	221
8	2:04.001	52.100	172	30.054	196	41.847		220	24	1:58.999	52.520	173	30.353	186	36.126	217	218
9	2:20.943	1:15.843	175	29.728	197	35.372	218		25	1:58.895	52.404	173	30.263	192	36.228	215	215
10	1:57.032	51.717	176	29.704	198	35.611	219	198	26	2:00.385	51.975	174	31.760	142	36.650	218	224
11	1:56.836	51.323	174	30.003	197	35.510	217	221	27	1:58.387	51.938	172	30.205	187	36.244	219	217
12	1:57.388	51.924	176	29.831	197	35.633	217	216	28	1:58.760	52.185	176	30.352	189	36.223	219	221
13	2:03.560	51.708	175	30.012	196	41.840		212	29	2:00.026	53.761	176	30.257	186	36.008	219	223
14	2:55.856	1:50.179	168	29.968	193	35.709	219		30	1:59.081	52.288	169	30.508	183	36.285	219	222
15	1:57.008	51.322	174	29.975	185	35.711	219	220									
16	1:58.922	52.333	172	30.230	184	36.359	219	218									



ADAC GT Masters

Vmax list Race 2

Provisional

Reg. Nr.: 0301.14.127

Sunday 11.5.2014 12:00



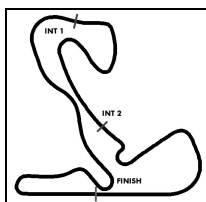
Circuit Zandvoort, Length: 4307 m

Air temperature: 10.3°C

Track temperature: 10.4°C

Weather condition: Wet

Nr	Team, Car, Driver, Nat	Top speed
19	PIXUM Team Schubert, BMW Z4 GT3 Hürtgen Claudia , DEU Baumann Dominik , AUT	240,11 km/h
2	Callaway Competition, Corvette Z06.R GT3 Assenheimer Patrick , DEU Alessi Diego , ITA	238,78 km/h
26	H.T.P. Motorsport, Mercedes-Benz SLS AMG GT3 Götz Maximilian , DEU Buhk Maximilian , DEU	238,46 km/h
11	Prosperia C. Abt Racing, Audi R8 LMS ultra Hamprecht Fabian , DEU Thiim Nicki , DNK	238,20 km/h
12	Prosperia C. Abt Racing, Audi R8 LMS ultra Jöns Christer , DEU Winkelhock Markus , DEU	235,96 km/h
20	PIXUM Team Schubert, BMW Z4 GT3 Sandritter Max , DEU Klingmann Jens , DEU	234,22 km/h
27	H.T.P. Motorsport, Mercedes-Benz SLS AMG GT3 Stolz Luca , DEU Frentzen Heinz-Harald , DEU	233,92 km/h
3	GW IT Racing Team Schütz Motorsport, Porsche 911 GT3 R Estre Kevin , FRA van Lagen Jaap , NLD	233,61 km/h
17	Callaway Competition, Corvette Z06.R GT3 Lips Remo , CHE Marionek Lennart , DEU	232,26 km/h
16	YACO Racing, Audi R8 LMS ultra Frey Rahel , CHE Geipel Philip , DEU	232,11 km/h
1	Callaway Competition, Corvette Z06.R GT3 Wirth Andreas , DEU Keilwitz Daniel , DEU	231,56 km/h
5	Farnbacher Racing, Porsche 911 GT3 R Morcom Nathan , AUS Farnbacher Mario , DEU	230,18 km/h
14	MRS GT-Racing, McLaren MP4-12C GT3 Spengler Florian , DEU Asmer Marko , EST	229,84 km/h
8	TONINO Team Herberth, Porsche 911 GT3 R Renauer Robert , DEU Siedler Norbert , AUT	229,54 km/h



Circuit Zandvoort, Length: 4307 m

Air temperature: 10.3°C

Track temperature: 10.4°C

Weather condition: Wet

ADAC GT Masters

Vmax list Race 2

Provisional

Reg. Nr.: 0301.14.127

Sunday 11.5.2014 12:00



Nr	Team, Car, Driver, Nat	Top speed
10	Prosperia C. Abt Racing, Audi R8 LMS ultra van der Linde Kelvin , ZAF Rast Rene , DEU	229,40 km/h
23	ROWE RACING, Mercedes-Benz SLS AMG GT3 Seyffarth Jan , DEU Engel Maro , DEU	229,35 km/h
21	BKK Mobil Oil Zakspeed, Mercedes-Benz SLS AMG GT3 Ludwig Luca , DEU Day Alon , ISR	228,52 km/h
4	GW IT Racing Team Schütz Motorsport, Porsche 911 GT3 R Wossos Antonios , GRC Nathan Wolf , NLD	227,99 km/h
7	TONINO Team Herberth, Porsche 911 GT3 R Handlos Herbert , AUT Renauer Alfred , DEU	226,89 km/h
24	Reiter Engineering, Chevrolet Camaro GT von Thurn und Taxis Albert , DEU Kox Peter , NLD	225,09 km/h
13	RWT RACING Team, Corvette Z06.R GT3 Jahn David , DEU Barth Sven , DEU	224,63 km/h
100	kfzteile24 APR Motorsport, Audi R8 LMS ultra Stoll Florian , DEU Dobitsch Daniel , AUT	224,44 km/h
6	Farnbacher Racing, Porsche 911 GT3 R Asch Sebastian , DEU Frommenwiler Philipp , CHE	223,74 km/h
9	TONINO Team Herberth, Porsche 911 GT3 R Scholze Florian , DEU Jöst Dominik , DEU	221,22 km/h
18	Callaway Competition, Corvette Z06.R GT3 Seiler Toni , CHE Bleekemolen Jeroen , NLD	216,87 km/h