

# ADAC GT Masters

## Result List Qualifying 1



Provisional

Reg. Nr.: 0301.14.127

Friday 9.5.2014 17:35

Circuit Zandvoort, Length: 4307 m

Air temperature: 10.8°C

Track temperature: 11.9°C

Weather condition: Dry

started : 25      classified : 25      not classified : 0

	Drivers	Team	Car	Lap	Best Time	Gap	Diff	Kph	Day Time
1	8 R.Renauer/N.Siedler	TONINO Team Herberth	Porsche 911 GT3 R	3	<b>1:38.123</b>			158,0	17:40:55
2	3 K.Estre/J.van Lagen	GW IT Racing Team Schütz Motors	Porsche 911 GT3 R	3	<b>1:38.779</b>	0.656	0.656	157,0	17:42:56
3	1 A.Wirth/D.Keilwitz	Callaway Competition	Corvette Z06.R GT3	4	<b>1:38.971</b>	0.848	0.192	156,7	17:42:13
4	10 K.van der Linde/R.Rast	Prosperia C. Abt Racing	Audi R8 LMS ultra	3	<b>1:39.356</b>	1.233	0.385	156,1	17:42:52
5	100 F.Stoll/D.Dobitsch	kfzteile24 APR Motorsport	Audi R8 LMS ultra	3	<b>1:39.891</b>	1.768	0.535	155,2	17:40:25
6	20 M.Sandritter/J.Klingmann	PIXUM Team Schubert	BMW Z4 GT3	3	<b>1:40.089</b>	1.966	0.198	154,9	17:41:52
7	12 C.Jöns/M.Winkelhock	Prosperia C. Abt Racing	Audi R8 LMS ultra	2	<b>1:40.110</b>	1.987	0.021	154,9	17:41:47
8	9 F.Scholze(*G*)/D.Jöst(*G*)	TONINO Team Herberth	Porsche 911 GT3 R	4	<b>1:40.254</b>	2.131	0.144	154,7	17:42:39
9	27 L.Stolz/H.Frentzen	H.T.P. Motorsport	Mercedes-Benz SLS AMG GT3	3	<b>1:40.720</b>	2.597	0.466	153,9	17:42:01
10	18 T.Seiler(*G*)/J.Bleekemolen	Callaway Competition	Corvette Z06.R GT3	4	<b>1:40.839</b>	2.716	0.119	153,8	17:42:46
11	11 F.Hamprecht/N.Thiim	Prosperia C. Abt Racing	Audi R8 LMS ultra	2	<b>1:40.949</b>	2.826	0.110	153,6	17:41:48
12	24 A.von Thurn und Taxis/P.Kox	Reiter Engineering	Chevrolet Camaro GT	3	<b>1:41.560</b>	3.437	0.611	152,7	17:42:19
13	17 R.Lips(*G*)/L.Marionek	Callaway Competition	Corvette Z06.R GT3	4	<b>1:41.667</b>	3.544	0.107	152,5	17:43:02
14	4 A.Wossos(*G*)/W.Nathan(*G*)	GW IT Racing Team Schütz Motors	Porsche 911 GT3 R	4	<b>1:41.681</b>	3.558	0.014	152,5	17:42:24
15	5 N.Morcom/M.Farnbacher	Farnbacher Racing	Porsche 911 GT3 R	3	<b>1:41.878</b>	3.755	0.197	152,2	17:42:22
16	7 H.Handlos(*G*)/A.Renauer	TONINO Team Herberth	Porsche 911 GT3 R	3	<b>1:41.915</b>	3.792	0.037	152,1	17:41:56
17	14 F.Spengler/M.Asmer	MRS GT-Racing	McLaren MP4-12C GT3	3	<b>1:42.122</b>	3.999	0.207	151,8	17:41:41
18	19 C.Hürtgen/D.Baumann	PIXUM Team Schubert	BMW Z4 GT3	3	<b>1:43.268</b>	5.145	1.146	150,1	17:41:44
19	2 P.Assenheimer/D.Alessi	Callaway Competition	Corvette Z06.R GT3	3	<b>1:44.651</b>	6.528	1.383	148,2	17:43:04
20	21 L.Ludwig/A.Day	BKK Mobil Oil Zakspeed	Mercedes-Benz SLS AMG GT3	2	<b>1:45.552</b>	7.429	0.901	146,9	17:42:04
21	13 D.Jahn/S.Barth	RWT RACING Team	Corvette Z06.R GT3	2	<b>1:46.258</b>	8.135	0.706	145,9	17:41:51
22	23 J.Seyffarth/M.Engel	ROWE RACING	Mercedes-Benz SLS AMG GT3	2	<b>1:46.502</b>	8.379	0.244	145,6	17:42:35
23	26 M.Götz/M.Buhk	H.T.P. Motorsport	Mercedes-Benz SLS AMG GT3	2	<b>1:46.923</b>	8.800	0.421	145,0	17:42:33
24	6 S.Asch/P.Frommenwiler	Farnbacher Racing	Porsche 911 GT3 R	5	<b>1:52.507</b>	14.384	5.584	137,8	18:40:57
25	16 R.Frey/P.Geipel	YACO Racing	Audi R8 LMS ultra	7	<b>1:54.082</b>	15.959	1.575	135,9	18:44:41

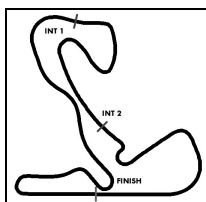
(\*G\*) marks the gentlemen driver

Subject to final scrutineering!

Publications Time:

Clerk of the course:

Time Keeping:



# ADAC GT Masters

## Lap analysis Qualifying 1



Provisional

Reg. Nr.: 0301.14.127

Friday 9.5.2014 17:35

Circuit Zandvoort, Length: 4307 m

Air temperature: 10.9°C

Track temperature: 12.0°C

Weather condition: Dry

Lap	Time	SE1	SP1	SE2	SP2	SE3	SP3	TSP	Lap	Time	SE1	SP1	SE2	SP2	SE3	SP3	TSP
<b>1</b>	Andreas Wirth, DEU/ Daniel Keilwitz, DEU								<b>theoretical besttime: 1:38.971</b>								
1	2:08.687	1:06.857	186	27.821	198	34.009	246		7	1:58.754	52.697	169	31.545	178	34.512	237	193
2	1:40.996	44.777	199	26.600	<b>220</b>	29.619	<b>252</b>	242	8	1:56.860	52.341	172	29.895	179	34.624	237	205
3	1:44.936	46.872	171	27.975	192	30.089	251	263	9	1:54.826	50.954	170	29.774	200	34.098	234	206
4	<b>1:38.971</b>	<b>43.490</b>	<b>201</b>	<b>26.262</b>	219	<b>29.219</b>	251	<b>265</b>	10	1:55.385	51.318	172	29.886	190	34.181	237	219
5	2:03.441	43.493	201	30.646	178	49.302		262	11	2:13.353	56.241	159	32.293	150	44.819		193
6	55:04.251	53:56.099	146	32.389	160	35.763	236										

<b>2</b>	Patrick Assenheimer, DEU/ Diego Alessi, ITA								<b>theoretical besttime: 1:44.651</b>								
1	4:29.559	3:27.404	161	29.482	185	32.673	236		6	2:08.652	59.229	148	32.663	160	36.760	227	166
2	1:50.317	47.414	182	28.736	163	34.167	242	239	7	2:01.941	55.232	152	30.768	158	35.941	228	206
3	<b>1:44.651</b>	<b>47.062</b>	<b>184</b>	<b>26.758</b>	<b>207</b>	<b>30.831</b>	<b>244</b>	241	8	2:00.264	54.544	152	30.247	171	35.473	229	193
4	2:05.692	52.903	145	30.943	158	41.846		<b>252</b>	9	1:57.766	52.907	161	30.167	178	34.692	232	195
5	53:35.754	52:23.066	124	33.952	145	38.736	213		10	2:13.837	56.011	145	30.903	151	46.923		197

<b>3</b>	Kevin Estre, DEU/ Jaap van Lagen, NLD								<b>theoretical besttime: 1:38.779</b>								
1	4:33.665	3:30.059	181	28.060	188	35.546	238		5	57:45.249	56:38.417	150	31.454	168	35.378	226	
2	1:43.963	44.309	195	26.300	<b>210</b>	33.354	<b>240</b>	247	6	1:55.704	52.516	172	29.682	189	33.506	227	178
3	<b>1:38.779</b>	<b>43.594</b>	<b>196</b>	<b>26.115</b>	210	<b>29.070</b>	239	249	7	1:54.122	51.049	178	29.483	183	33.590	228	195
4	2:05.087	50.324	159	28.733	179	46.030		<b>251</b>	8	2:09.664	52.819	153	29.983	188	46.862		205

<b>4</b>	Antonios Wossos, GRC/ Wolf Nathan, NLD								<b>theoretical besttime: 1:41.535</b>								
1	2:12.548	1:11.365	158	28.808	188	32.375	228		5	2:02.219	<del>44.864</del>	<b>192</b>	29.420	148	47.935		<b>251</b>
2	1:45.335	47.226	183	27.500	209	30.609	237	236	6	59:50.837	58:38.760	144	32.416	148	39.661	212	
3	1:44.968	47.286	183	27.563	209	30.119	237	250	7	2:01.697	55.039	159	30.688	166	35.970	224	181
4	<b>1:41.681</b>	45.010	190	<b>27.033</b>	<b>210</b>	<b>29.638</b>	<b>239</b>	250	8	2:12.543	54.018	149	31.829	151	46.696		185

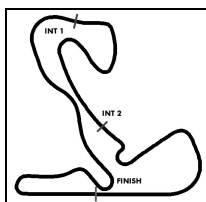
<b>5</b>	Nathan Morcom, AUS/ Mario Farnbacher, DEU								<b>theoretical besttime: 1:41.031</b>								
1	3:52.258	2:44.206	123	33.537	158	34.515	231		5	52:48.571	51:38.365	155	32.479	162	37.727	220	
2	1:48.504	48.804	185	28.200	200	31.500	235	223	6	2:07.051	56.221	155	33.501	158	37.329	223	191
3	<b>1:41.878</b>	45.286	<b>193</b>	<b>26.647</b>	<b>211</b>	<b>29.945</b>	<b>237</b>	239	7	2:02.291	53.075	156	33.163	164	36.053	223	191
4	2:02.035	<b>44.439</b>	191	29.940	128	47.656		<b>250</b>	8	2:08.886	52.421	160	31.757	169	44.708		209

<b>6</b>	Sebastian Asch, DEU/ Philipp Frommenwiler, CHE								<b>theoretical besttime: 1:52.421</b>								
1	7:02.509	5:50.650	165	35.236	118	36.623	213		<b>5</b>	<b>1:52.507</b>	49.761	177	29.090	196	<b>33.656</b>	230	212
2	2:13.448	51.944	<b>191</b>	<b>29.004</b>	142	52.500		185	6	1:53.828	50.681	174	29.186	<b>200</b>	33.961	<b>230</b>	211
3	52:54.400	51:47.727	155	31.147	172	35.526	225		7	2:00.076	49.841	171	29.500	199	40.735		<b>217</b>
4	1:55.166	51.601	176	29.430	185	34.135	230	181	8	3:17.592	1:56.196	145	32.253	161	49.143		

<b>7</b>	Herbert Handlos, AUT/ Alfred Renauer, DEU								<b>theoretical besttime: 1:41.390</b>								
1	3:29.877	2:27.343	161	29.986	185	32.548	233		<b>3</b>	<b>1:41.915</b>	45.398	189	<b>26.571</b>	207	<b>29.946</b>	<b>240</b>	251
2	1:44.525	47.406	187	27.117	210	30.002	237	238	4	1:53.226	<del>44.873</del>	<b>191</b>	27.052	<b>213</b>	41.301		<b>253</b>

<b>8</b>	Robert Renauer, DEU/ Norbert Siedler, AUT								<b>theoretical besttime: 1:38.123</b>								
1	2:32.501	1:29.702	162	30.058	196	32.741	228		<b>3</b>	<b>1:38.123</b>	43.580	<b>200</b>	<b>25.755</b>	<b>213</b>	<b>28.788</b>	<b>241</b>	251
2	1:44.549	47.226	180	27.417	207	29.906	239	231	4	1:52.418	43.891	191	28.416	201	40.111		<b>254</b>

<b>9</b>	Florian Scholze, DEU/ Dominik Jöst, DEU								<b>theoretical besttime: 1:40.034</b>								
1	2:33.268	1:30.583	135	29.963	177	32.722	235		<b>4</b>	<b>1:40.254</b>	44.275	<b>198</b>	<b>26.239</b>	214	29.740	<b>241</b>	252
2	1:45.321	48.187	177	27.108	212	30.026	239	221	5	2:13.271	46.925	142	36.102	124	50.244		<b>253</b>
3	1:40.760	44.834	195	26.406	<b>214</b>	<b>29.520</b>	239	252									



# ADAC GT Masters

## Lap analysis Qualifying 1

Provisional



Circuit Zandvoort, Length: 4307 m

Air temperature: 10.9°C

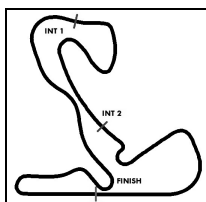
Track temperature: 12.0°C

Weather condition: Dry

Reg. Nr.: 0301.14.127

Friday 9.5.2014 17:35

Lap	Time	SE1	SP1	SE2	SP2	SE3	SP3	TSP	Lap	Time	SE1	SP1	SE2	SP2	SE3	SP3	TSP
<b>10</b>	Kelvin van der Linde, ZAF/ Rene Rast, DEU								<b>theoretical besttime: 1:39.356</b>								
1	4:25.866	3:19.392	123	34.398	171	32.076	233		5	53:26.173	52:20.722	151	30.161	185	35.290	223	
2	1:46.938	48.248	165	28.161	206	30.529	237	211	6	1:56.557	52.335	166	30.025	201	34.197	226	202
3	<b>1:39.356</b>	<b>43.752</b>	<b>196</b>	<b>26.430</b>	<b>209</b>	<b>29.174</b>	<b>238</b>	248	7	1:54.039	50.983	167	29.166	203	33.890	226	218
4	2:07.645	48.476	137	32.083	140	47.086		<b>250</b>	8	2:02.856	52.303	161	29.404	192	41.149		195
<b>11</b>	Fabian Hamprecht, DEU/ Nicki Thiim, DNK								<b>theoretical besttime: 1:39.279</b>								
1	5:07.999	4:09.778	179	27.815	207	30.406	<b>238</b>		3	1:57.334	43.568	<b>196</b>	<b>26.120</b>	210	47.646		<b>251</b>
2	<b>1:40.949</b>	45.065	194	26.293	<b>211</b>	<b>29.591</b>	238	250									
<b>12</b>	Christer Jöns, DEU/ Markus Winkelhock, DEU								<b>theoretical besttime: 1:39.149</b>								
1	5:07.171	4:09.210	157	27.779	209	30.182	237		3	1:57.210	43.854	194	<b>26.065</b>	<b>212</b>	47.291		<b>251</b>
2	<b>1:40.110</b>	44.314	<b>196</b>	26.566	211	<b>29.230</b>	<b>239</b>	249									
<b>13</b>	David Jahn, DEU/ Sven Barth, DEU								<b>theoretical besttime: 1:41.745</b>								
1	5:05.334	4:03.251	151	29.571	188	32.512	236		5	2:01.441	55.498	156	30.399	156	35.544	227	171
2	<b>1:46.258</b>	48.645	189	27.115	209	<b>30.498</b>	<b>241</b>	226	6	1:57.693	52.743	166	29.947	165	35.003	228	185
3	1:55.993	<b>44.616</b>	<b>199</b>	<b>26.631</b>	<b>216</b>	44.746		<b>252</b>	7	1:57.757	53.082	167	30.060	179	34.615	229	195
4	54:17.201	53:08.680	146	32.340	162	36.181	226		8	1:57.381	53.050	167	29.980	193	34.351	228	197
<b>14</b>	Florian Spengler, DEU/ Marko Asmer, EST								<b>theoretical besttime: 1:41.410</b>								
1	3:15.333	2:13.849	169	28.916	195	32.568	234		<b>3</b>	<b>1:42.122</b>	45.294	192	26.957	210	<b>29.871</b>	<b>238</b>	249
2	1:43.999	46.489	190	27.208	211	30.302	237	245	4	1:49.851	44.771	<b>194</b>	<b>26.768</b>	<b>211</b>	38.312		<b>250</b>
<b>16</b>	Rahel Frey, CHE/ Philip Geipel, DEU								<b>theoretical besttime: 1:44.438</b>								
1	5:17.043	4:11.580	157	29.944	183	35.519	228		5	1:57.144	52.338	175	30.241	197	34.565	223	201
2	1:54.576	54.585	177	29.702	202	<b>30.289</b>	<b>237</b>	215	6	1:58.143	54.651	175	29.491	192	34.001	225	224
3	2:07.213	<b>44.690</b>	<b>197</b>	34.182	138	48.341		<b>248</b>	<b>7</b>	<b>1:54.082</b>	50.366	180	<b>29.459</b>	<b>204</b>	34.257	224	204
4	54:33.558	53:26.125	166	31.375	168	36.058	223		8	2:05.584	52.503	172	30.980	179	42.101		217
<b>17</b>	Remo Lips, CHE/ Lennart Marioneck, DEU								<b>theoretical besttime: 1:41.665</b>								
1	2:50.592	1:47.237	137	30.208	170	33.147	236		7	2:09.319	1:00.634	142	31.917	150	36.768	227	161
2	1:48.063	48.577	188	27.459	<b>216</b>	32.027	241	239	8	2:02.969	55.579	156	31.128	171	36.262	226	196
3	1:42.216	45.478	<b>196</b>	<b>26.574</b>	211	30.164	<b>243</b>	<b>252</b>	9	2:02.233	55.041	156	31.571	168	35.621	229	193
4	<b>1:41.667</b>	<b>44.932</b>	195	26.576	214	<b>30.159</b>	243	251	10	1:58.634	52.719	169	30.710	176	35.205	227	206
5	2:05.906	52.209	139	32.429	158	41.268		249	11	2:13.368	56.078	140	31.957	176	45.333		209
6	52:51.950	51:28.984	139	35.407	144	47.559	169										
<b>18</b>	Toni Seiler, CHE/ Jeroen Bleekemolen, NLD								<b>theoretical besttime: 1:40.656</b>								
1	2:24.828	1:21.375	139	31.062	176	32.391	233		<b>4</b>	<b>1:40.839</b>	44.374	194	<b>26.472</b>	215	29.993	239	<b>257</b>
2	1:59.255	57.548	159	29.980	175	31.727	238	224	5	2:08.952	49.410	142	31.957	154	47.585		255
3	1:41.538	45.091	<b>195</b>	26.637	<b>216</b>	<b>29.810</b>	<b>241</b>	254	6	1:01:08.1	59:41.287	130	34.838	138	51.999		
<b>19</b>	Claudia Hürtgen, DEU/ Dominik Baumann, AUT								<b>theoretical besttime: 1:40.602</b>								
1	3:12.501	2:09.696	166	30.264	187	32.541	228		6	1:55.472	51.066	173	29.880	183	34.526	227	195
2	1:49.163	47.967	181	27.505	208	33.691	236	216	7	1:53.821	50.019	173	29.341	179	34.461	226	214
3	<b>1:43.268</b>	45.194	<b>195</b>	28.240	201	<b>29.834</b>	<b>239</b>	246	8	1:53.631	50.159	178	29.282	188	34.190	226	223
4	1:52.901	<b>44.218</b>	193	<b>26.550</b>	<b>210</b>	42.133		<b>251</b>	9	1:59.936	49.300	178	29.365	198	41.271		231
5	53:25.710	52:20.430	169	30.050	172	35.230	223		10	3:26.240	2:08.226	175	29.600	181	48.414		
<b>20</b>	Max Sandritter, DEU/ Jens Klingmann, DEU								<b>theoretical besttime: 1:39.732</b>								
1	3:26.973	2:25.183	153	29.751	177	32.039	231		<b>3</b>	<b>1:40.089</b>	44.206	<b>197</b>	<b>26.290</b>	<b>212</b>	<b>29.593</b>	<b>239</b>	249
2	1:46.012	45.878	191	26.550	210	33.584	236	230	4	7:32.550	43.849	194	4:51.841	41	1:56.860		<b>253</b>



# ADAC GT Masters

## Lap analysis Qualifying 1



Provisional

Reg. Nr.: 0301.14.127

Friday 9.5.2014 17:35

Circuit Zandvoort, Length: 4307 m

Air temperature: 10.9°C

Track temperature: 12.0°C

Weather condition: Dry

Lap	Time	SE1	SP1	SE2	SP2	SE3	SP3	TSP	Lap	Time	SE1	SP1	SE2	SP2	SE3	SP3	TSP
<b>21</b>	Luca Ludwig, DEU/ Alon Day, ISR								<b>theoretical besttime: 1:40.986</b>								
1	5:19.138	4:14.306	172	30.734	199	34.098	238		5	1:57.358	53.081	171	29.681	181	34.596	226	182
2	<b>1:45.552</b>	45.732	189	29.837	<b>213</b>	<b>29.983</b>	<b>241</b>	248	6	1:55.758	52.074	175	29.547	192	34.137	228	199
3	2:10.021	<b>44.016</b>	<b>196</b>	<b>26.987</b>	169	59.018		<b>255</b>	7	1:55.213	51.484	176	29.479	198	34.250	227	205
4	55:50.004	54:42.921	151	31.181	174	35.902	221		8	2:05.471	51.427	179	29.578	197	44.466		208

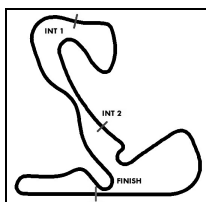
<b>23</b>	Jan Seyffarth, DEU/ Maro Engel, DEU								<b>theoretical besttime: 1:45.156</b>								
1	5:48.884	4:48.868	174	28.557	194	31.459	238		6	1:54.661	50.753	180	29.513	200	34.395	226	209
2	<b>1:46.502</b>	<b>44.528</b>	<b>196</b>	<b>26.575</b>	<b>215</b>	35.399	<b>238</b>	252	7	1:54.070	50.715	183	29.302	201	<b>34.053</b>	224	205
3	2:14.773	47.408	108	39.035	120	48.330		<b>254</b>	8	1:54.601	50.430	178	29.804	192	34.367	225	212
4	52:14.710	51:09.449	163	30.330	178	34.931	226		9	1:55.004	50.906	179	29.946	203	34.152	226	206
5	1:55.757	51.779	175	29.755	186	34.223	227	195	10	2:09.874	51.143	164	29.995	183	48.736		203

<b>24</b>	Albert von Thurn und Taxis, DEU/ Peter Kox, NLD								<b>theoretical besttime: 1:41.499</b>								
1	3:47.371	2:39.278	114	33.650	185	34.443	236		6	2:00.831	54.290	158	30.910	177	35.631	229	200
2	1:50.758	50.328	179	29.769	178	30.661	<b>245</b>	235	7	1:57.376	52.009	171	30.094	186	35.273	231	216
3	<b>1:41.560</b>	44.758	<b>197</b>	<b>26.705</b>	<b>218</b>	<b>30.097</b>	240	257	8	1:59.553	53.067	168	30.572	179	35.914	232	200
4	2:03.374	<b>44.697</b>	194	31.533	115	47.144		<b>257</b>	9	1:57.345	51.428	177	30.423	192	35.494	230	218
5	52:52.598	51:44.705	159	31.439	182	36.454	227		10	2:07.644	52.722	124	31.785	179	43.137		213

<b>26</b>	Maximilian Götz, DEU/ Maximilian Buhk, DEU								<b>theoretical besttime: 1:44.747</b>								
1	5:46.547	4:47.378	174	28.050	<b>204</b>	31.119	240		6	1:55.520	51.149	177	29.433	187	34.938	227	218
2	<b>1:46.923</b>	45.000	194	<b>27.249</b>	192	34.674	<b>240</b>	253	7	1:53.869	50.450	179	29.475	189	33.944	230	215
3	1:56.430	<b>43.564</b>	<b>199</b>	27.714	164	45.152		<b>255</b>	8	1:53.896	50.546	180	29.416	196	<b>33.934</b>	229	214
4	52:52.825	51:47.080	146	30.367	171	35.378	227		9	1:54.271	50.526	180	29.690	193	34.055	229	211
5	1:55.758	51.638	169	29.856	180	34.264	227	200	10	2:14.247	55.873	140	31.359	165	47.015		218

<b>27</b>	Luca Stolz, DEU/ Heinz-Harald Frentzen, DEU								<b>theoretical besttime: 1:39.896</b>								
1	3:39.943	2:38.949	153	29.528	194	31.466	236		<b>3</b>	<b>1:40.720</b>	44.317	174	26.551	<b>215</b>	29.852	240	<b>256</b>
2	1:40.854	45.061	197	<b>26.322</b>	214	<b>29.471</b>	<b>241</b>	240	4	2:11.512	<b>44.103</b>	<b>197</b>	28.143	180	59.266		255

<b>100</b>	Florian Stoll, DEU/ Daniel Dobitsch, AUT								<b>theoretical besttime: 1:39.457</b>								
1	2:04.059	1:05.106	179	28.582	203	30.371	233		6	1:55.539	50.978	170	30.398	189	34.163	223	211
2	1:41.381	44.680	196	26.710	210	29.991	235	244	7	1:53.357	50.029	174	29.366	196	33.962	225	217
3	<b>1:39.891</b>	44.091	<b>197</b>	26.663	209	<b>29.137</b>	<b>237</b>	247	8	1:52.175	49.398	178	29.011	204	33.766	225	224
4	1:53.066	<b>43.999</b>	197	<b>26.321</b>	<b>211</b>	42.746		<b>249</b>	9	1:52.123	49.494	178	29.137	202	33.492	224	233
5	56:36.971	55:31.934	164	30.031	188	35.006	221		10	2:14.280	52.282	118	33.799	127	48.199		233



# ADAC GT Masters

## Vmax list Qualifying 1

Provisional

Reg. Nr.: 0301.14.127

Friday 9.5.2014 17:35



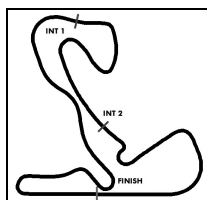
Circuit Zandvoort, Length: 4307 m

Air temperature: 10.9°C

Track temperature: 12.0°C

Weather condition: Dry

Nr	Team, Car, Driver, Nat	Top speed
1	<b>Callaway Competition, Corvette Z06.R GT3</b> Wirth Andreas , DEU Keilwitz Daniel , DEU	264,58 km/h
24	<b>Reiter Engineering, Chevrolet Camaro GT</b> von Thurn und Taxis Albert , DEU Kox Peter , NLD	257,39 km/h
18	<b>Callaway Competition, Corvette Z06.R GT3</b> Seiler Toni , CHE Bleekemolen Jeroen , NLD	256,59 km/h
27	<b>H.T.P. Motorsport, Mercedes-Benz SLS AMG GT3</b> Stolz Luca , DEU Frentzen Heinz-Harald , DEU	255,92 km/h
26	<b>H.T.P. Motorsport, Mercedes-Benz SLS AMG GT3</b> Götz Maximilian , DEU Buhk Maximilian , DEU	255,38 km/h
21	<b>BKK Mobil Oil Zakspeed, Mercedes-Benz SLS AMG GT3</b> Ludwig Luca , DEU Day Alon , ISR	255,08 km/h
23	<b>ROWE RACING, Mercedes-Benz SLS AMG GT3</b> Seyffarth Jan , DEU Engel Maro , DEU	254,24 km/h
8	<b>TONINO Team Herberth, Porsche 911 GT3 R</b> Renauer Robert , DEU Siedler Norbert , AUT	253,64 km/h
7	<b>TONINO Team Herberth, Porsche 911 GT3 R</b> Handlos Herbert , AUT Renauer Alfred , DEU	253,28 km/h
9	<b>TONINO Team Herberth, Porsche 911 GT3 R</b> Scholze Florian , DEU Jöst Dominik , DEU	253,11 km/h
20	<b>PIXUM Team Schubert, BMW Z4 GT3</b> Sandritter Max , DEU Klingmann Jens , DEU	252,93 km/h
17	<b>Callaway Competition, Corvette Z06.R GT3</b> Lips Remo , CHE Marioneck Lennart , DEU	252,22 km/h
2	<b>Callaway Competition, Corvette Z06.R GT3</b> Assenheimer Patrick , DEU Alessi Diego , ITA	251,75 km/h
13	<b>RWT RACING Team, Corvette Z06.R GT3</b> Jahn David , DEU Barth Sven , DEU	251,69 km/h



# ADAC GT Masters

## Vmax list Qualifying 1

Provisional

Reg. Nr.: 0301.14.127

Friday 9.5.2014 17:35



Circuit Zandvoort, Length: 4307 m

Air temperature: 10.9°C

Track temperature: 12.0°C

Weather condition: Dry

Nr	Team, Car, Driver, Nat	Top speed
4	<b>GW IT Racing Team Schütz Motorsport, Porsche 911 GT3 R</b> Wossos Antonios , GRC Nathan Wolf , NLD	251,28 km/h
3	<b>GW IT Racing Team Schütz Motorsport, Porsche 911 GT3 R</b> Estre Kevin , DEU van Lagen Jaap , NLD	251,10 km/h
12	<b>Prosperia C. Abt Racing, Audi R8 LMS ultra</b> Jöns Christer , DEU Winkelhock Markus , DEU	250,93 km/h
11	<b>Prosperia C. Abt Racing, Audi R8 LMS ultra</b> Hamprecht Fabian , DEU Thiim Nicki , DNK	250,87 km/h
19	<b>PIXUM Team Schubert, BMW Z4 GT3</b> Hürtgen Claudia , DEU Baumann Dominik , AUT	250,70 km/h
5	<b>Farnbacher Racing, Porsche 911 GT3 R</b> Morcom Nathan , AUS Farnbacher Mario , DEU	250,46 km/h
10	<b>Prosperia C. Abt Racing, Audi R8 LMS ultra</b> van der Linde Kelvin , ZAF Rast Rene , DEU	250,23 km/h
14	<b>MRS GT-Racing, McLaren MP4-12C GT3</b> Spengler Florian , DEU Asmer Marko , EST	249,83 km/h
100	<b>kfzteile24 APR Motorsport, Audi R8 LMS ultra</b> Stoll Florian , DEU Dobitsch Daniel , AUT	248,91 km/h
16	<b>YACO Racing, Audi R8 LMS ultra</b> Frey Rahel , CHE Geipel Philip , DEU	248,45 km/h
6	<b>Farnbacher Racing, Porsche 911 GT3 R</b> Asch Sebastian , DEU Frommenwiler Philipp , CHE	217,04 km/h