

# ADAC GT Masters

## Result List Qualifying 2



Provisional

Reg. Nr.: 0301.14.127

Saturday 10.5.2014 09:00

Circuit Zandvoort, Length: 4307 m

Air temperature: 10.9°C

Track temperature: 11.3°C

Weather condition: Wet

started : 25      classified : 25      not classified : 0

	Drivers	Team	Car	Lap	Best Time	Gap	Diff	Kph	Day Time
1	10 K.van der Linde/R.Rast	Prosperia C. Abt Racing	Audi R8 LMS ultra	7	<b>1:50.734</b>			140,0	9:23:17
2	11 F.Hamprecht/N.Thiim	Prosperia C. Abt Racing	Audi R8 LMS ultra	7	<b>1:50.760</b>	0.026	0.026	140,0	9:20:57
3	19 C.Hürtgen/D.Baumann	PIXUM Team Schubert	BMW Z4 GT3	11	<b>1:50.919</b>	0.185	0.159	139,8	9:32:55
4	3 K.Estre/J.van Lagen	GW IT Racing Team Schütz Motors	Porsche 911 GT3 R	4	<b>1:50.989</b>	0.255	0.070	139,7	9:10:54
5	12 C.Jöns/M.Winkelhock	Prosperia C. Abt Racing	Audi R8 LMS ultra	7	<b>1:51.021</b>	0.287	0.032	139,7	9:19:57
6	18 T.Seiler(*G*)/J.Bleekemolen	Callaway Competition	Corvette Z06.R GT3	7	<b>1:51.103</b>	0.369	0.082	139,6	9:19:49
7	26 M.Götz/M.Buhk	H.T.P. Motorsport	Mercedes-Benz SLS AMG GT3	7	<b>1:51.196</b>	0.462	0.093	139,4	9:20:02
8	8 R.Renauer/N.Siedler	TONINO Team Herberth	Porsche 911 GT3 R	6	<b>1:51.337</b>	0.603	0.141	139,3	9:19:10
9	20 M.Sandritter/J.Klingmann	PIXUM Team Schubert	BMW Z4 GT3	6	<b>1:51.425</b>	0.691	0.088	139,2	9:20:18
10	1 A.Wirth/D.Keilwitz	Callaway Competition	Corvette Z06.R GT3	8	<b>1:51.545</b>	0.811	0.120	139,0	9:21:59
11	23 J.Seyffarth/M.Engel	ROWE RACING	Mercedes-Benz SLS AMG GT3	4	<b>1:51.734</b>	1.000	0.189	138,8	9:09:48
12	7 H.Handlos(*G*)/A.Renauer	TONINO Team Herberth	Porsche 911 GT3 R	8	<b>1:51.759</b>	1.025	0.025	138,7	9:21:08
13	21 L.Ludwig/A.Day	BKK Mobil Oil Zakspeed	Mercedes-Benz SLS AMG GT3	8	<b>1:51.927</b>	1.193	0.168	138,5	9:20:54
14	5 N.Morcom/M.Farnbacher	Farnbacher Racing	Porsche 911 GT3 R	8	<b>1:51.945</b>	1.211	0.018	138,5	9:18:46
15	27 L.Stolz/H.Frentzen	H.T.P. Motorsport	Mercedes-Benz SLS AMG GT3	8	<b>1:51.968</b>	1.234	0.023	138,5	9:21:33
16	100 F.Stoll/D.Dobitsch	kfzteile24 APR Motorsport	Audi R8 LMS ultra	7	<b>1:52.100</b>	1.366	0.132	138,3	9:20:44
17	6 S.Asch/P.Frommenwiler	Farnbacher Racing	Porsche 911 GT3 R	7	<b>1:52.534</b>	1.800	0.434	137,8	9:18:48
18	9 F.Scholze(*G*)/D.Jöst(*G*)	TONINO Team Herberth	Porsche 911 GT3 R	8	<b>1:52.857</b>	2.123	0.323	137,4	9:21:07
19	16 R.Frey/P.Geipel	YACO Racing	Audi R8 LMS ultra	8	<b>1:53.656</b>	2.922	0.799	136,4	9:21:18
20	2 P.Assenheimer/D.Alessi	Callaway Competition	Corvette Z06.R GT3	4	<b>1:53.878</b>	3.144	0.222	136,2	9:10:47
21	13 D.Jahn/S.Barth	RWT RACING Team	Corvette Z06.R GT3	7	<b>1:53.893</b>	3.159	0.015	136,1	9:21:16
22	14 F.Spengler/M.Asmer	MRS GT-Racing	McLaren MP4-12C GT3	9	<b>1:55.130</b>	4.396	1.237	134,7	9:22:54
23	4 A.Wossos(*G*)/W.Nathan(*G*)	GW IT Racing Team Schütz Motors	Porsche 911 GT3 R	9	<b>1:55.839</b>	5.105	0.709	133,9	9:23:49
24	17 R.Lips(*G*)/L.Marionek	Callaway Competition	Corvette Z06.R GT3	7	<b>1:56.299</b>	5.565	0.460	133,3	9:21:23
25	24 A.von Thum und Taxis/P.Kox	Reiter Engineering	Chevrolet Camaro GT	8	<b>1:56.670</b>	5.936	0.371	132,9	9:21:16

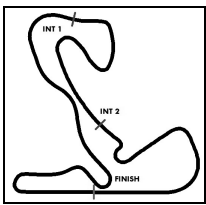
(\*G\*) marks the gentlemen driver

Subject to final scrutineering!

Publications Time:

Clerk of the course:

Time Keeping:



# ADAC GT Masters

## Lap analysis Qualifying 2



Provisional

Reg. Nr.: 0301.14.127

Saturday 10.5.2014 09:00

Circuit Zandvoort, Length: 4307 m

Air temperature: 10.9°C

Track temperature: 11.3°C

Weather condition: Wet

Lap	Time	SE1	SP1	SE2	SP2	SE3	SP3	TSP	Lap	Time	SE1	SP1	SE2	SP2	SE3	SP3	TSP
<b>1</b>	Andreas Wirth, DEU/ Daniel Keilwitz, DEU									<b>theoretical besttime: 1:51.438</b>							
1	3:07.574	2:01.420	153	30.579	165	35.575	234		7	1:51.744	49.092	185	28.596	203	<b>34.056</b>	239	206
2	2:24.739	55.826	132	33.528	132	55.385		179	<b>8</b>	<b>1:51.545</b>	<i>48.844</i>	185	28.617	201	34.084	<b>240</b>	215
3	2:44.932	1:35.849	164	30.847	107	38.236	239		9	1:59.645	49.128	185	28.872	205	41.645		217
4	1:52.204	49.328	180	28.752	192	34.124	239	204	10	7:11.462	6:03.237	159	30.318	167	37.907	236	
5	2:08.078	50.359	176	28.898	184	48.821		210	11	2:02.250	49.420	181	29.000	181	43.830		<b>219</b>
6	5:58.768	4:45.283	<b>185</b>	<b>28.538</b>	<b>207</b>	44.947	239										

<b>2</b>	Patrick Assenheimer, DEU/ Diego Alessi, ITA									<b>theoretical besttime: 1:53.878</b>							
1	2:38.097	1:23.518	151	31.682	191	42.897	229		3	3:54.974	2:44.272	169	29.361	198	41.341	230	
2	2:20.425	55.304	128	32.618	141	52.503		218	<b>4</b>	<b>1:53.878</b>	<i>50.395</i>	<b>180</b>	<b>29.061</b>	<b>208</b>	<b>34.422</b>	<b>232</b>	224

<b>3</b>	Kevin Estre, DEU/ Jaap van Lagen, NLD									<b>theoretical besttime: 1:50.677</b>							
1	2:19.819	1:11.969	148	33.069	189	34.781	225		7	1:51.340	48.428	180	28.862	202	34.050	226	220
2	2:17.287	49.493	176	37.369	109	50.425		207	8	1:51.022	<i>48.309</i>	<b>181</b>	<b>28.661</b>	<b>206</b>	34.052	<b>228</b>	224
3	4:26.303	2:39.790	91	1:05.118	53	41.395	225		9	2:00.588	48.362	181	28.915	<b>207</b>	43.311		<b>233</b>
4	<b>1:50.989</b>	48.473	178	28.809	206	<b>33.707</b>	226	225	10	8:05.968	6:53.607	160	36.077	102	36.284	222	
5	2:19.018	58.439	136	34.178	128	46.401		214	11	2:18.346	51.004	156	29.690	197	57.652		198
6	5:07.218	3:52.445	153	30.206	172	44.567	227										

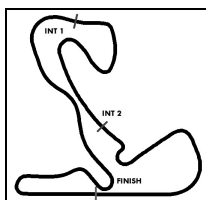
<b>4</b>	Antonios Wossos, GRC/ Wolf Nathan, NLD									<b>theoretical besttime: 1:55.590</b>							
1	2:32.705	1:17.412	137	31.824	133	43.469	213		6	5:24.029	4:07.370	141	33.624	137	43.035	222	
2	2:18.908	56.512	129	32.825	144	49.571		167	7	1:57.509	52.558	161	<b>29.752</b>	<b>190</b>	35.199	224	181
3	3:37.380	2:23.383	142	31.296	170	42.701	219		8	1:56.246	51.077	164	29.820	176	35.349	222	199
4	1:57.293	51.957	156	30.245	169	35.091	224	194	<b>9</b>	<b>1:55.839</b>	50.845	<b>166</b>	29.920	170	<b>35.074</b>	<b>225</b>	205
5	2:09.060	51.490	162	29.896	166	47.674		193	10	2:13.486	50.764	162	32.634	128	50.088		<b>215</b>

<b>5</b>	Nathan Morcom, AUS/ Mario Farnbacher, DEU									<b>theoretical besttime: 1:51.360</b>							
1	2:27.006	1:15.178	162	30.990	145	40.838	223		7	2:54.773	1:52.385	177	28.590	196	33.798	228	
2	2:19.034	52.086	126	36.220	135	50.728		193	<b>8</b>	<b>1:51.945</b>	49.760	180	28.555	196	<b>33.630</b>	<b>231</b>	216
3	3:11.868	2:08.512	173	28.674	197	34.682	228		9	1:52.136	49.448	180	28.782	201	33.906	230	211
4	1:52.019	49.638	174	<b>28.483</b>	197	33.898	230	202	10	1:58.879	49.405	178	28.931	<b>201</b>	40.543		<b>218</b>
5	1:51.947	<b>49.247</b>	<b>182</b>	28.577	200	34.123	186	217	11	8:23.461	7:19.146	172	29.146	177	35.169	227	
6	2:17.667	59.014	137	32.473	154	46.180		137									

<b>6</b>	Sebastian Asch, DEU/ Philipp Frommenwiler, CHE									<b>theoretical besttime: 1:52.457</b>							
1	2:46.223	1:36.531	146	31.444	168	38.248	220		8	1:53.683	50.083	178	29.108	201	34.492	226	203
2	2:27.017	55.223	127	36.959	117	54.835		183	9	2:03.294	50.483	174	30.613	183	42.198		<b>208</b>
3	3:00.151	1:54.302	166	29.623	159	36.226	226		10	3:03.972	1:44.617	180	30.405	139	48.950		
4	1:54.158	50.911	167	28.861	193	34.386	<b>229</b>	193	11	5:09.958	4:05.805	173	29.248	197	34.905	225	
5	2:04.481	50.632	170	29.034	203	44.815		198	12	1:53.010	50.026	<b>182</b>	<b>28.700</b>	200	34.284	223	195
6	4:43.694	3:41.125	177	28.703	204	<b>33.866</b>	228		13	2:08.807	54.115	158	30.222	176	44.470		170
7	<b>1:52.534</b>	<b>49.891</b>	176	28.747	<b>205</b>	33.896	229	197									

<b>7</b>	Herbert Handlos, AUT/ Alfred Renauer, DEU									<b>theoretical besttime: 1:51.759</b>							
1	3:00.264	1:52.425	161	31.736	170	36.103	226		7	1:56.007	50.126	180	30.206	196	35.675	<b>228</b>	192
2	2:28.358	1:00.086	112	34.870	144	53.402		194	<b>8</b>	<b>1:51.759</b>	49.168	178	<b>28.793</b>	198	<b>33.798</b>	228	<b>224</b>
3	3:17.471	2:11.109	160	31.108	161	35.254	226		9	1:52.896	49.490	177	29.195	198	34.211	228	213
4	1:54.172	51.141	176	29.104	<b>201</b>	33.927	227	209	10	2:06.632	49.662	<b>181</b>	28.878	196	48.092		212
5	2:19.015	50.246	177	32.379	118	56.390		216	11	6:28.304	5:18.096	165	29.752	174	40.456	224	
6	4:21.016	3:17.107	173	28.915	189	34.994	227		12	2:17.829	49.577	<b>181</b>	31.368	101	56.884		215

<b>8</b>	Robert Renauer, DEU/ Norbert Siedler, AUT									<b>theoretical besttime: 1:51.120</b>							
1	3:31.379	2:11.794	143	32.518	173	47.067			<b>6</b>	<b>1:51.337</b>	48.826	183	<b>28.513</b>	188	33.998	<b>228</b>	<b>214</b>
2	4:54.224	3:42.513	134	31.211	173	40.500	222		7	1:51.374	48.741	<b>185</b>	28.767	189	<b>33.866</b>	227	209
3	1:52.758	49.796	182	28.754	181	34.208	227	194	8	1:52.017	48.790	181	28.959	<b>193</b>	34.268	224	213
4	2:08.661	49.341	183	28.687	176	50.633		202	9	2:23.935	1:00.287	129	34.718	146	48.930		197



# ADAC GT Masters

## Lap analysis Qualifying 2



Provisional

Reg. Nr.: 0301.14.127

Saturday 10.5.2014 09:00

Circuit Zandvoort, Length: 4307 m

Air temperature: 10.9°C

Track temperature: 11.3°C

Weather condition: Wet

Lap	Time	SE1	SP1	SE2	SP2	SE3	SP3	TSP	Lap	Time	SE1	SP1	SE2	SP2	SE3	SP3	TSP
5	4:52.100	3:44.877	170	31.347	159	35.876	226										

### 9 Florian Scholze, DEU/ Dominik Jöst, DEU

theoretical besttime: 1:52.836

1	2:31.530	1:16.705	142	31.638	142	43.187	217		7	1:54.249	50.030	173	30.157	193	34.062	226	200
2	2:18.199	55.277	148	32.499	135	50.423		177	8	<b>1:52.857</b>	49.858	172	28.958	<b>198</b>	<b>34.041</b>	227	213
3	3:43.525	2:36.344	161	29.846	176	37.335	225		9	1:54.627	50.004	171	29.969	179	34.654	<b>227</b>	<b>214</b>
4	1:55.770	51.184	<b>176</b>	29.471	177	35.115	225	197	10	2:07.115	50.402	171	<b>28.937</b>	189	47.776		211
5	2:11.101	51.456	170	31.014	165	48.631		198	11	6:20.474	5:04.308	162	35.011	137	41.155	223	
6	4:39.875	3:32.601	156	30.880	158	36.394	226		12	2:15.738	51.137	170	33.406	124	51.195		195

### 10 Kelvin van der Linde, ZAF/ Rene Rast, DEU

theoretical besttime: 1:50.280

1	3:26.817	2:15.458	168	29.447	184	41.912			5	5:46.860	4:21.674	130	36.045	150	49.141		
2	4:44.911	3:39.073	177	29.617	150	36.221	226		6	3:29.912	2:11.676	140	40.037	99	38.199	227	
3	1:50.917	49.201	178	<b>28.551</b>	208	33.165	<b>228</b>	214	7	<b>1:50.734</b>	49.058	176	28.602	<b>209</b>	<b>33.074</b>	228	233
4	2:07.722	<b>48.655</b>	180	28.633	202	50.434		<b>236</b>	8	8:56.459	48.688	<b>183</b>	7:19.739	129	48.032		233

### 11 Fabian Hamprecht, DEU/ Nicki Thiim, DNK

theoretical besttime: 1:50.469

1	3:46.645	2:29.187	166	30.205	179	47.253			7	<b>1:50.760</b>	48.589	183	28.668	202	33.503	<b>228</b>	230
2	4:18.616	3:14.630	172	29.361	185	34.625	226		8	1:51.116	48.471	<b>184</b>	28.764	<b>206</b>	33.881	226	<b>236</b>
3	1:51.540	49.422	177	28.691	203	<b>33.427</b>	227	210	9	2:08.409	52.350	160	32.903	171	43.156		220
4	2:01.579	<b>48.447</b>	184	<b>28.595</b>	199	44.537		228	10	6:24.112	5:04.415	167	39.422	108	40.275	221	
5	5:17.210	4:07.962	154	32.756	159	36.492	226		11	2:08.372	51.613	174	29.159	184	47.600		206
6	1:50.941	48.673	181	28.788	199	33.480	227	213									

### 12 Christer Jöns, DEU/ Markus Winkelhock, DEU

theoretical besttime: 1:50.987

1	2:44.000	1:29.741	149	31.032	167	43.227	223		8	2:01.256	58.402	163	28.775	<b>202</b>	34.079	228	175
2	2:28.093	56.713	125	36.946	118	54.434		193	9	2:08.414	57.853	161	36.391	172	34.170	228	212
3	4:16.464	3:13.097	156	29.147	187	34.220	227		10	2:07.144	49.755	153	32.629	150	44.760		<b>218</b>
4	1:51.890	49.767	176	<b>28.380</b>	199	33.743	229	196	11	4:52.045	3:45.201	154	30.929	150	35.915	226	
5	2:14.759	55.041	143	32.690	142	47.028		176	12	1:52.834	49.768	178	28.661	202	34.405	223	200
6	4:31.314	3:18.478	139	29.608	189	43.228	229		13	2:20.916	56.290	139	34.985	122	49.641		172
7	<b>1:51.021</b>	<b>49.066</b>	<b>180</b>	28.414	197	<b>33.541</b>	<b>229</b>	213									

### 13 David Jahn, DEU/ Sven Barth, DEU

theoretical besttime: 1:52.522

1	3:10.211	1:53.276	155	32.042	161	44.893			7	<b>1:53.893</b>	49.643	173	29.451	199	34.799	230	217
2	5:16.950	4:08.032	144	31.419	177	37.499	225		8	1:55.641	52.029	164	29.685	<b>211</b>	<b>33.927</b>	<b>230</b>	194
3	1:56.809	52.510	167	29.743	195	34.556	227	174	9	2:02.416	49.239	<b>183</b>	<b>29.356</b>	202	43.821		<b>222</b>
4	2:08.029	49.967	177	29.976	153	48.086		209	10	6:28.167	4:55.033	164	44.028	70	49.106	226	
5	4:56.040	3:51.819	173	29.694	198	34.527	229		11	2:12.509	49.839	176	30.116	169	52.554		201
6	1:54.472	49.664	179	30.085	201	34.723	230	204									

### 14 Florian Spengler, DEU/ Marko Asmer, EST

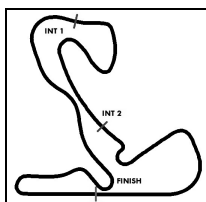
theoretical besttime: 1:54.088

1	3:05.105	1:58.165	137	31.215	168	35.725	226		7	1:55.376	50.608	166	29.857	151	34.911	<b>228</b>	<b>210</b>
2	2:25.384	57.645	125	33.442	134	54.297		182	8	1:55.246	50.821	166	<b>29.309</b>	171	35.116	225	193
3	2:55.314	1:45.018	137	31.020	158	39.276	226		9	<b>1:55.130</b>	50.368	<b>167</b>	29.487	<b>182</b>	35.275	225	207
4	1:55.531	51.416	158	29.704	170	<b>34.411</b>	227	181	10	2:17.907	53.060	133	34.847	160	50.000		184
5	2:09.274	50.925	165	30.080	155	48.269		189	11	6:09.995	4:54.357	155	33.544	154	42.094	216	
6	4:37.557	3:33.050	160	29.694	166	34.813	226		12	2:10.712	51.805	165	29.837	166	49.070		184

### 16 Rahel Frey, CHE/ Philip Geipel, DEU

theoretical besttime: 1:52.864

1	2:47.505	1:28.197	137	34.867	131	44.441	221		8	<b>1:53.656</b>	50.045	175	29.535	184	34.076	226	210
2	2:30.557	1:02.866	143	30.730	150	56.961		193	9	2:02.578	59.288	164	29.427	187	<b>33.863</b>	<b>227</b>	204
3	3:26.097	2:22.812	176	29.261	<b>194</b>	34.024	226		10	2:05.535	49.829	<b>181</b>	<b>29.172</b>	182	46.534		220
4	1:53.846	50.281	179	29.626	186	33.939	225	209	11	5:42.537	4:36.042	158	30.409	160	36.086	223	
5	2:18.952	50.414	173	32.049	127	56.489		210	12	1:54.652	50.447	180	29.545	177	34.660	183	207
6	4:28.310	3:23.835	173	29.292	180	35.183	223		13	2:21.682	58.801	162	32.093	137	50.788		114
7	1:58.996	50.134	179	30.585	174	38.277	225	<b>223</b>									



# ADAC GT Masters

## Lap analysis Qualifying 2



Provisional

Reg. Nr.: 0301.14.127

Saturday 10.5.2014 09:00

Circuit Zandvoort, Length: 4307 m

Air temperature: 10.9°C

Track temperature: 11.3°C

Weather condition: Wet

Lap	Time	SE1	SP1	SE2	SP2	SE3	SP3	TSP	Lap	Time	SE1	SP1	SE2	SP2	SE3	SP3	TSP
<b>17</b>	Remo Lips, CHE/ Lennart Marioneck, DEU									<b>theoretical besttime: 1:55.851</b>							
1	6:01.860	4:40.336	126	35.247	146	46.277			<b>7</b>	<b>1:56.299</b>	51.472	172	<b>29.875</b>	<b>202</b>	<b>34.952</b>	230	208
2	2:24.718	1:15.353	141	31.266	194	38.099	227		8	1:58.375	52.335	156	31.006	186	35.034	<b>232</b>	217
3	2:00.883	52.636	173	32.311	162	35.936	231	196	9	2:07.640	<i>51.024</i>	<b>177</b>	29.989	177	46.627		<b>220</b>
4	2:10.220	52.475	171	30.012	188	47.733		206	10	5:56.168	4:45.775	168	30.685	169	39.708	227	
5	4:52.144	3:45.034	169	31.330	174	35.780	231		11	2:17.759	51.475	174	35.097	148	51.187		215
6	1:57.647	52.220	170	30.251	190	35.176	231	201									

<b>18</b>	Toni Seiler, CHE/ Jeroen Bleekemolen, NLD									<b>theoretical besttime: 1:50.839</b>							
1	2:25.543	1:14.147	160	31.585	144	39.811	228		<b>7</b>	<b>1:51.103</b>	48.652	<b>188</b>	<b>28.537</b>	195	33.914	232	213
2	2:15.283	51.762	113	33.991	140	49.530		201	8	1:51.303	48.960	187	28.693	<b>202</b>	<b>33.650</b>	232	<b>229</b>
3	3:42.288	2:32.184	152	31.837	158	38.267	232		9	2:06.159	54.308	149	34.161	157	37.690	<b>233</b>	224
4	1:52.031	49.058	182	28.900	190	34.073	232	213	10	2:09.751	48.664	185	33.656	143	47.431		224
5	2:06.657	49.131	186	28.853	187	48.673		217	11	6:16.948	4:56.596	140	32.043	123	48.309		
6	5:36.120	4:20.154	142	33.582	144	42.384	232										

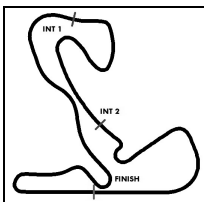
<b>19</b>	Claudia Hürtgen, DEU/ Dominik Baumann, AUT									<b>theoretical besttime: 1:50.879</b>							
1	2:02.789	57.591	169	29.663	178	35.535	222		7	3:43.961	2:38.594	155	30.384	162	34.983	226	
2	2:09.404	51.001	175	30.461	144	47.942		188	8	1:51.433	48.959	182	28.463	202	34.011	227	218
3	3:48.735	2:42.882	176	28.603	193	37.250	226		9	2:09.744	48.668	<b>183</b>	31.492	133	49.584		230
4	1:51.745	49.239	181	28.443	205	34.063	<b>228</b>	219	10	5:16.540	4:08.815	170	29.552	165	38.173	224	
5	1:58.887	49.100	180	28.479	<b>208</b>	41.308		<b>234</b>	<b>11</b>	<b>1:50.919</b>	48.708	181	<b>28.322</b>	204	<b>33.889</b>	225	223
6	6:11.548	4:36.628	105	41.294	145	53.626			12	2:22.389	58.676	129	35.457	126	48.256		181

<b>20</b>	Max Sandritter, DEU/ Jens Klingmann, DEU									<b>theoretical besttime: 1:50.992</b>							
1	4:04.222	2:34.082	167	31.106	114	59.034			7	1:51.493	48.725	<b>184</b>	28.786	206	<b>33.982</b>	226	221
2	5:29.230	4:23.341	168	29.535	178	36.354	225		8	1:51.683	48.512	184	28.949	<b>207</b>	34.222	227	230
3	1:52.250	49.410	180	28.673	203	34.167	226	202	9	2:02.703	48.928	182	29.228	187	44.547		225
4	2:11.967	55.160	154	30.863	160	45.944		191	10	6:16.897	5:12.494	175	29.560	185	34.843	222	
5	4:49.157	3:41.904	176	<b>28.498</b>	204	38.755	226		11	2:09.215	50.891	146	31.750	149	46.574		217
6	<b>1:51.425</b>	48.692	183	28.643	205	34.090	<b>228</b>	<b>230</b>									

<b>21</b>	Luca Ludwig, DEU/ Alon Day, ISR									<b>theoretical besttime: 1:51.592</b>							
1	2:55.590	1:37.014	139	35.412	172	43.164	222		7	1:54.214	50.549	174	29.234	198	34.431	229	209
2	2:25.374	58.767	134	31.768	179	54.839		207	<b>8</b>	<b>1:51.927</b>	48.915	<b>185</b>	28.643	203	34.369	<b>230</b>	215
3	3:57.198	2:54.178	178	28.653	200	34.367	229		9	1:58.107	49.369	182	28.959	<b>210</b>	39.779	220	<b>230</b>
4	1:52.140	49.161	178	28.722	208	<b>34.257</b>	229	229	10	2:01.712	49.159	182	29.047	209	43.506		226
5	2:13.332	54.901	146	32.520	164	45.911		203	11	6:29.650	5:16.041	177	33.996	111	39.613	227	
6	3:45.040	2:41.923	175	<b>28.420</b>	197	34.697	229		12	2:17.964	50.142	161	37.578	177	50.244		211

<b>23</b>	Jan Seyffarth, DEU/ Maro Engel, DEU									<b>theoretical besttime: 1:51.529</b>							
1	2:01.458	56.743	176	29.650	193	35.065	224		7	6:55.697	5:32.490	149	33.303	155	49.904		
2	2:04.942	50.612	183	29.599	152	44.731		220	8	3:24.369	2:12.659	180	29.564	186	42.146	226	
3	3:50.380	2:47.212	183	28.880	200	34.288	227		9	2:23.892	54.676	155	35.235	132	53.981		227
4	<b>1:51.734</b>	<b>48.850</b>	184	28.790	<b>209</b>	<b>34.094</b>	<b>228</b>	<b>234</b>	10	4:18.547	3:14.404	180	29.492	201	34.651	226	
5	1:52.738	48.887	184	29.092	206	34.759	171	225	11	1:52.469	49.393	<b>185</b>	<b>28.585</b>	208	34.491	224	223
6	2:14.867	57.463	149	31.724	148	45.680		152	12	2:07.022	52.848	169	30.302	166	43.872		204

<b>24</b>	Albert von Thurn und Taxis, DEU/ Peter Kox, NLD									<b>theoretical besttime: 1:56.670</b>							
1	2:12.229	1:04.988	158	30.846	179	36.395	227		7	1:58.463	51.993	<b>174</b>	30.931	176	35.539	<b>234</b>	187
2	2:20.842	55.881	167	35.334	126	49.627		194	<b>8</b>	<b>1:56.670</b>	51.524	171	<b>29.650</b>	178	<b>35.496</b>	<b>234</b>	203
3	3:34.016	2:27.302	168	30.405	159	36.309	231		9	1:58.588	51.902	172	30.535	177	36.151	233	194
4	2:00.083	53.722	169	30.805	173	35.556	230	181	10	2:09.399	51.996	160	31.212	160	46.191		194
5	2:16.966	55.430	164	30.843	154	50.693		193	11	5:48.982	4:39.911	167	30.360	174	38.711	229	
6	4:56.907	3:49.305	153	30.970	154	36.632	233		12	2:11.494	51.736	170	30.940	<b>183</b>	48.818		<b>204</b>



# ADAC GT Masters

## Lap analysis Qualifying 2



Provisional

Reg. Nr.: 0301.14.127

Saturday 10.5.2014 09:00

Circuit Zandvoort, Length: 4307 m

Air temperature: 10.9°C

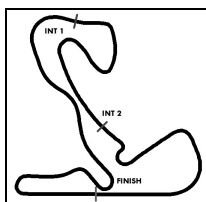
Track temperature: 11.3°C

Weather condition: Wet

Lap	Time	SE1	SP1	SE2	SP2	SE3	SP3	TSP	Lap	Time	SE1	SP1	SE2	SP2	SE3	SP3	TSP
<b>26</b> Maximilian Götz, DEU/ Maximilian Buhk, DEU									<b>theoretical besttime: 1:51.116</b>								
1	2:28.028	1:15.681	151	31.189	131	41.158	227		7	<b>1:51.196</b>	49.059	186	<b>28.277</b>	201	<b>33.860</b>	229	220
2	2:20.143	51.674	117	37.523	136	50.946		201	8	1:51.963	49.272	<b>187</b>	28.661	<b>203</b>	34.030	230	<b>224</b>
3	3:28.219	2:18.307	177	30.378	178	39.534	230		9	1:52.809	49.578	171	28.960	202	34.271	230	218
4	1:51.682	49.162	186	28.602	195	33.918	<b>232</b>	212	10	2:10.914	48.979	184	34.604	137	47.331		218
5	2:06.781	51.170	183	28.473	198	47.138		198	11	5:20.242	4:06.640	169	33.941	157	39.661	225	
6	5:56.643	4:41.429	141	29.125	176	46.089	230		12	2:09.514	49.910	184	28.962	176	50.642		208

Lap	Time	SE1	SP1	SE2	SP2	SE3	SP3	TSP	Lap	Time	SE1	SP1	SE2	SP2	SE3	SP3	TSP
<b>27</b> Luca Stolz, DEU/ Heinz-Harald Frentzen, DEU									<b>theoretical besttime: 1:51.450</b>								
1	2:38.649	1:25.206	166	31.013	173	42.430	224		7	2:22.045	49.018	182	57.466	143	35.561	228	220
2	2:32.006	58.852	99	37.782	124	55.372		198	8	<b>1:51.968</b>	49.166	177	28.797	<b>210</b>	<b>34.005</b>	228	216
3	3:31.298	2:22.840	157	32.636	144	35.822	227		9	2:26.473	48.750	<b>183</b>	43.221	83	54.502	151	<b>239</b>
4	1:52.488	49.573	180	<b>28.695</b>	188	34.220	<b>230</b>	213	10	2:39.104	1:06.586	123	39.054	128	53.464		125
5	2:19.273	49.102	177	35.006	105	55.165		215	11	5:16.658	4:01.329	117	34.198	142	41.131	222	
6	4:25.559	3:20.642	173	29.593	168	35.324	230		12	2:26.618	51.594	172	36.094	102	58.930		207

Lap	Time	SE1	SP1	SE2	SP2	SE3	SP3	TSP	Lap	Time	SE1	SP1	SE2	SP2	SE3	SP3	TSP
<b>100</b> Florian Stoll, DEU/ Daniel Dobitsch, AUT									<b>theoretical besttime: 1:51.911</b>								
1	3:32.834	2:12.607	122	32.671	165	47.556			7	<b>1:52.100</b>	49.433	180	<b>28.465</b>	201	34.202	223	224
2	4:34.569	3:30.230	169	29.522	195	34.817	222		8	1:52.621	49.473	180	28.942	205	34.206	224	<b>237</b>
3	1:53.580	50.530	177	29.037	200	<b>34.013</b>	<b>226</b>	205	9	2:09.265	53.268	140	32.793	163	43.204		218
4	2:06.067	49.900	176	28.704	<b>205</b>	47.463		209	10	6:21.406	5:14.931	173	30.473	163	36.002	222	
5	4:52.103	3:49.090	179	28.751	197	34.262	221		11	1:54.906	50.788	176	28.996	195	35.122	158	206
6	1:52.744	49.760	<b>182</b>	28.657	203	34.327	225	212	12	2:21.144	58.777	152	32.203	141	50.164		126



# ADAC GT Masters

## Vmax list Qualifying 2

Provisional

Reg. Nr.: 0301.14.127

Saturday 10.5.2014 09:00



Circuit Zandvoort, Length: 4307 m

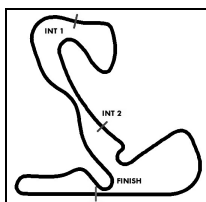
Air temperature: 10.9°C

Track temperature: 11.3°C

Weather condition: Wet

Nr	Team, Car, Driver, Nat	Top speed
2	<b>Callaway Competition, Corvette Z06.R GT3</b> Assenheimer Patrick , DEU Alessi Diego , ITA	247,14 km/h
27	<b>H.T.P. Motorsport, Mercedes-Benz SLS AMG GT3</b> Stolz Luca , DEU Frentzen Heinz-Harald , DEU	238,67 km/h
100	<b>kfzteile24 APR Motorsport, Audi R8 LMS ultra</b> Stoll Florian , DEU Dobitsch Daniel , AUT	236,74 km/h
10	<b>Prosperia C. Abt Racing, Audi R8 LMS ultra</b> van der Linde Kelvin , ZAF Rast Rene , DEU	235,96 km/h
11	<b>Prosperia C. Abt Racing, Audi R8 LMS ultra</b> Hamprecht Fabian , DEU Thiim Nicki , DNK	235,96 km/h
19	<b>PIXUM Team Schubert, BMW Z4 GT3</b> Hürtgen Claudia , DEU Baumann Dominik , AUT	234,02 km/h
23	<b>ROWE RACING, Mercedes-Benz SLS AMG GT3</b> Seyffarth Jan , DEU Engel Maro , DEU	234,02 km/h
3	<b>GW IT Racing Team Schütz Motorsport, Porsche 911 GT3 R</b> Estre Kevin , DEU van Lagen Jaap , NLD	233,31 km/h
21	<b>BKK Mobil Oil Zakspeed, Mercedes-Benz SLS AMG GT3</b> Ludwig Luca , DEU Day Alon , ISR	230,47 km/h
20	<b>PIXUM Team Schubert, BMW Z4 GT3</b> Sandritter Max , DEU Klingmann Jens , DEU	230,28 km/h
18	<b>Callaway Competition, Corvette Z06.R GT3</b> Seiler Toni , CHE Bleekemolen Jeroen , NLD	228,52 km/h
26	<b>H.T.P. Motorsport, Mercedes-Benz SLS AMG GT3</b> Götz Maximilian , DEU Buhk Maximilian , DEU	224,07 km/h
7	<b>TONINO Team Herberth, Porsche 911 GT3 R</b> Handlos Herbert , AUT Renauer Alfred , DEU	223,56 km/h
16	<b>YACO Racing, Audi R8 LMS ultra</b> Frey Rahel , CHE Geipel Philip , DEU	223,32 km/h





# ADAC GT Masters

## Vmax list Qualifying 2

Provisional

Reg. Nr.: 0301.14.127

Saturday 10.5.2014 09:00



Circuit Zandvoort, Length: 4307 m

Air temperature: 10.9°C

Track temperature: 11.3°C

Weather condition: Wet

Nr	Team, Car, Driver, Nat	Top speed
13	<b>RWT RACING Team, Corvette Z06.R GT3</b> Jahn David , DEU Barth Sven , DEU	221,95 km/h
17	<b>Callaway Competition, Corvette Z06.R GT3</b> Lips Remo , CHE Marioneck Lennart , DEU	219,96 km/h
1	<b>Callaway Competition, Corvette Z06.R GT3</b> Wirth Andreas , DEU Keilwitz Daniel , DEU	218,85 km/h
12	<b>Prosperia C. Abt Racing, Audi R8 LMS ultra</b> Jöns Christer , DEU Winkelhock Markus , DEU	217,87 km/h
5	<b>Farnbacher Racing, Porsche 911 GT3 R</b> Morcom Nathan , AUS Farnbacher Mario , DEU	217,52 km/h
4	<b>GW IT Racing Team Schütz Motorsport, Porsche 911 GT3 R</b> Wossos Antonios , GRC Nathan Wolf , NLD	215,27 km/h
9	<b>TONINO Team Herberth, Porsche 911 GT3 R</b> Scholze Florian , DEU Jöst Dominik , DEU	213,82 km/h
8	<b>TONINO Team Herberth, Porsche 911 GT3 R</b> Renauer Robert , DEU Siedler Norbert , AUT	213,78 km/h
14	<b>MRS GT-Racing, McLaren MP4-12C GT3</b> Spengler Florian , DEU Asmer Marko , EST	209,71 km/h
6	<b>Farnbacher Racing, Porsche 911 GT3 R</b> Asch Sebastian , DEU Frommenwiler Philipp , CHE	207,77 km/h
24	<b>Reiter Engineering, Chevrolet Camaro GT</b> von Thurn und Taxis Albert , DEU Kox Peter , NLD	204,43 km/h