

Circuit of Jerez
On June, 21 - 22

Qualifying - 2 RESULTS

Ord.	Nº	Entrant	Nat.	Driver	Nat.	St.	TG	Driver 2	Nat.	St.	TG	Vehicle	Cat.	Clas.	Laps	Best	Time	Gap	Interval	Km/h
1	55	AF Corse	ITA	Claudio Sdanewitsch	DEU	AM	G	<u>Michele Rugolo</u>	ITA	AM		Ferrari 458 Italia	GTS	1º	4	4	1'43.802			153.569
2	61	SMP Racing -Russian Bears	RUS	Viacheslav Maleev	RUS	AM	G	<u>José M. Pérez Aicart</u>	ESP	PRO		Ferrari 458 Italia	GTS	2º	11	10	1'44.446	0"644	0"644	152.622
3	2	V8 Racing	NLD	Miguel Ramos	PRT	PRO		<u>Nicky Pastorelli</u>	ITA	PRO		Chevrolet Corvette	Super GT	1º	8	6	1'44.450	0"648	0"004	152.617
4	6	Selleslagh Racing Team SRT	BEL	<u>Maxime Soulet</u>	BEL	PRO		Isaac Tutumlu	ESP	AM		Chevrolet Corvette	Super GT	2º	6	5	1'44.859	1"057	0"409	152.021
5	58	Team Novadrivier	PRT	César Campaniço	PRT	AM		<u>Aditya Patel</u>	IND	AM		Audi R8 LMS Ultra	GTS	3º	11	11	1'45.002	1"200	0"143	151.814
6	1	Scuderia Villorba Corse	ITA	<u>Andrea Montermini</u>	ITA	PRO		Niccolò Schirò	ITA	PRO		Ferrari 458 Italia	Super GT	3º	6	5	1'45.007	1"205	0"005	151.807
7	56	AF Corse	ITA	<u>Giorgio Roda</u>	ITA	AM		Paolo Ruberti	ITA	PRO		Ferrari 458 Italia	GTS	4º	4	3	1'45.218	1"416	0"211	151.503
8	63	Ombra Racing	ITA	<u>Stefano Costantini</u>	ITA	AM		Alan Sicart	ESP	AM		Ferrari 458 Italia	GTS	5º	6	6	1'45.456	1"654	0"238	151.161
9	60	SMP Racing -Russian Bears	RUS	<u>Roman Mavlanov</u>	RUS	AM		Daniel Zampieri	ITA	PRO		Ferrari 458 Italia	Super GT	4º	7	6	1'45.559	1"757	0"103	151.013
10	13	Autorlando Sport	ITA	<u>Matteo Beretta</u>	ITA	AM		Joël Camathias	CHE	PRO		Porsche 997 GT3	GTS	6º	8	4	1'45.584	1"782	0"025	150.977
11	4	V8 Racing	NLD	<u>Diederik Sijthoff</u>	NLD	AM		Archie Hamilton	GBR	AM		Chevrolet Corvette	Super GT	5º	6	5	1'45.836	2"034	0"252	150.618
12	5	Drivex School	ESP	<u>Thomas Fjordbach</u>	DNK	AM		Alvaro Barba	ESP	PRO		Porsche 997 GT3	Super GT	6º	8	3	1'46.848	3"046	1"012	149.191
13	74	Nova Race	ITA	Craig Dolby	GBR	PRO		<u>Lorenzo Bontempelli</u>	ITA	AM		Nissan GT-R Nismo GT3	GTS	7º	6	5	1'46.928	3"126	0"080	149.080
14	54	AF Corse	ITA	<u>Duncan Cameron</u>	GBR	AM		Matt Griffin	IRL	PRO		Ferrari 458 Italia	GTS	8º	11	6	1'46.932	3"130	0"004	149.074
15	62	Ombra Racing	ITA	<u>Mario Cordoni</u>	ITA	AM	G	Stefano Gattuso	ITA	AM		Ferrari 458 Italia	GTS	9º	9	5	1'47.237	3"435	0"305	148.650
16	99	V8 Racing	NLD	Dylan Derdaele	BEL	AM		<u>Dennis Retera</u>	NLD	AM		Chevrolet Corvette	GTS	10º	9	3	1'48.019	4"217	0"782	147.574
17	7	Drivex School	ESP	<u>Miquel Angel de Castro</u>	ESP	PRO						Porsche 997 GT3	Super GT	7º	5	4	1'51.726	7"924	3"707	142.678

car #99 time 1:46.370 deleted track limits
 car #74 time 1:47.662 deleted track limits
 car #13 time 1:45.285 deleted track limits
 car #99 time 1:47.295 deleted yellow flag S2

Circuit of Jerez on June 21, 2014

At 12:19

RACE DIRECTOR

TIMEKEEPER

LAP ANALYSIS Qualifying - 2

On June, 21 - 22
Circuit of Jerez

Number	1			2			4			5			6			7		
Lap	Lap Time	Partial	Speed	Lap Time	Partial	Speed	Lap Time	Partial	Speed	Lap Time	Partial	Speed	Lap Time	Partial	Speed	Lap Time	Partial	Speed
1 ^a - 1	0'50.381	0'50.381	233.262	0'51.602	0'51.602	228.330	0'56.615	0'56.615	154.286	0'52.463	0'52.463	223.603	0'45.293	0'45.293	237.363	0'59.567	0'59.567	174.194
1 ^a - 2	1'20.077	0'29.696		1'23.492	0'31.890		1'30.011	0'33.396		1'26.422	0'33.959		1'14.685	0'29.392		1'34.387	0'34.820	
1 ^a - 3	8'14.399	6'54.322	PIT	2'04.478	0'40.986		3'04.075	1'34.064	PIT	2'03.780	0'37.358		1'50.171	0'35.486		2'14.423	0'40.036	
2 ^a - 1	0'47.640	0'47.640	231.760	0'41.123	0'41.123	236.324	0'46.766	0'46.766	229.300	0'41.407	0'41.407	232.759	0'40.987	0'40.987	240.001	0'44.234	0'44.234	223.603
2 ^a - 2	1'17.947	0'30.307		1'10.596	0'29.473		1'16.487	0'29.721		1'11.087	0'29.680		1'10.126	0'29.139		1'15.568	0'31.334	
2 ^a - 3	1'53.484	0'35.537		1'46.082	0'35.486		1'52.743	0'36.256		1'46.848	0'35.761		2'32.179	1'22.053	PIT	1'52.971	0'37.403	
3 ^a - 1	0'40.645	0'40.645	234.783	0'41.198	0'41.198	237.886	0'42.023	0'42.023	231.264	0'55.001	0'55.001	229.788	0'43.552	0'43.552	238.939	0'44.106	0'44.106	231.264
3 ^a - 2	1'09.761	0'29.116		1'10.870	0'29.472		1'11.395	0'29.372		1'25.617	0'30.616		1'12.456	0'28.904		1'14.829	0'30.723	
3 ^a - 3	1'45.052	0'35.291		2'27.866	1'17.196	PIT	1'47.318	0'35.923		2'01.628	0'36.011		1'47.630	0'35.174		1'51.726	0'36.897	
4 ^a - 1	0'40.655	0'40.655	234.783	0'44.086	0'44.086	236.843	0'40.861	0'40.861	231.760	0'41.275	0'41.275	233.262	0'40.715	0'40.715	238.411	0'43.360	0'43.360	210.938
4 ^a - 2	1'09.798	0'29.143		1'13.784	0'29.698		1'10.000	0'29.139		1'11.148	0'29.873		1'09.622	0'28.907		1'14.523	0'31.163	
4 ^a - 3	1'45.007	0'35.209		1'49.583	0'35.799		1'45.836	0'35.836		1'47.227	0'36.079		1'44.859	0'35.237		1'51.845	0'37.322	
5 ^a - 1	0'46.219	0'46.219	190.477	0'40.516	0'40.516	237.363	0'41.004	0'41.004	230.770	0'41.500	0'41.500	231.264	0'40.804	0'40.804	238.939	0'45.018	0'45.018	212.599
5 ^a - 2	1'20.568	0'34.349		1'09.410	0'28.894		1'10.222	0'29.218		1'11.355	0'29.855		1'09.961	0'29.157		1'16.947	0'31.929	
5 ^a - 3	1'57.204	0'36.636		1'44.450	0'35.040		1'46.084	0'35.862		1'47.286	0'35.931		1'45.428	0'35.467				
6 ^a - 1	0'40.981	0'40.981	233.767	0'40.805	0'40.805	238.411	0'42.839	0'42.839	227.369	0'41.561	0'41.561	230.278	0'45.937	0'45.937	189.807			
6 ^a - 2	1'10.175	0'29.194		1'10.159	0'29.354		1'13.537	0'30.698		1'11.582	0'30.021		1'17.069	0'31.132				
6 ^a - 3				1'45.540	0'35.381					1'47.788	0'36.206							
7 ^a - 1				0'40.700	0'40.700	238.411				0'46.559	0'46.559	186.529						
7 ^a - 2				1'09.873	0'29.173					1'20.102	0'33.543							
7 ^a - 3				1'45.391	0'35.518					2'00.006	0'39.904							
8 ^a - 1				0'40.722	0'40.722	238.411				0'45.040	0'45.040	175.610						
8 ^a - 2				1'12.981	0'32.259					1'19.979	0'34.939							
8 ^a - 3																		
9 ^a - 1																		
9 ^a - 2																		
9 ^a - 3																		
10 ^a - 1																		
10 ^a - 2																		
10 ^a - 3																		

Ideal Lap	
0'40.645	0'40.645
1'09.761	0'29.116
1'44.970	0'35.209

Ideal Lap	
0'40.516	0'40.516
1'09.410	0'28.894
1'44.450	0'35.040

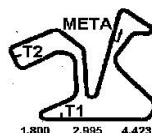
Ideal Lap	
0'40.861	0'40.861
1'10.000	0'29.139
1'45.836	0'35.836

Ideal Lap	
0'41.275	0'41.275
1'10.955	0'29.680
1'46.716	0'35.761

Ideal Lap	
0'40.715	0'40.715
1'09.619	0'28.904
1'44.793	0'35.174

Ideal Lap	
0'43.360	0'43.360
1'14.083	0'30.723
1'50.980	0'36.897

Ideal Best Lap	
0'40.036	0'40.036
1'08.808	0'28.772
1'43.667	0'34.859



LAP ANALYSIS Qualifying - 2

On June, 21 - 22
Circuit of Jerez

Number	13			54			55			56			58			60		
Lap	Lap Time	Partial	Speed	Lap Time	Partial	Speed	Lap Time	Partial	Speed	Lap Time	Partial	Speed	Lap Time	Partial	Speed	Lap Time	Partial	Speed
1 ^a - 1	0'52.388	0'52.388	224.067	0'50.983	0'50.983	233.262	0'48.319	0'48.319	227.849	0'51.361	0'51.361	230.770	0'51.587	0'51.587	223.141	0'45.151	0'45.151	234.783
1 ^a - 2	1'23.701	0'31.313		1'20.921	0'29.938		1'20.377	0'32.058		1'22.466	0'31.105		1'22.524	0'30.937		1'14.202	0'29.051	
1 ^a - 3	1'59.577	0'35.876		1'58.038	0'37.117		1'57.520	0'37.143		1'59.958	0'37.492		1'59.016	0'36.492		1'49.687	0'35.485	
2 ^a - 1	0'40.603	0'40.603	236.324	0'41.607	0'41.607	233.262	0'40.294	0'40.294	234.274	0'40.777	0'40.777	232.759	0'41.246	0'41.246	228.814	0'42.581	0'42.581	176.183
2 ^a - 2	1'09.702	0'29.099		1'11.845	0'30.238		1'09.066	0'28.772		1'09.990	0'29.213		1'11.190	0'29.944		1'18.369	0'35.788	
2 ^a - 3	1'45.285	0'35.583		1'48.994	0'37.149		1'43.925	0'34.859		1'45.218	0'35.228		1'47.077	0'35.887		1'55.323	0'36.954	
3 ^a - 1	0'40.629	0'40.629	237.363	0'42.010	0'42.010	234.783	0'40.036	0'40.036	235.808	0'44.059	0'44.059	218.624	0'41.098	0'41.098	230.278	0'40.877	0'40.877	232.759
3 ^a - 2	1'09.763	0'29.134		1'13.198	0'31.188		1'08.834	0'28.798		1'13.855	0'29.796		1'10.578	0'29.480		1'09.960	0'29.083	
3 ^a - 3	1'45.584	0'35.821		1'48.994	0'37.149	PIT	1'43.802	0'34.968		1'50.126	0'36.271		1'46.631	0'36.053		1'45.896	0'35.936	
4 ^a - 1	0'47.199	0'47.199	200.372	0'49.528	0'49.528	227.369	0'43.966	0'43.966	144.385	0'41.113	0'41.113	232.759	0'40.963	0'40.963	230.278	0'46.500	0'46.500	151.261
4 ^a - 2	1'20.781	0'33.582		1'20.854	0'31.326		1'18.007	0'34.041		1'11.078	0'29.965		1'10.219	0'29.256		1'22.176	0'35.676	
4 ^a - 3	1'57.942	0'37.161		1'57.038	0'36.184								1'45.994	0'35.775		1'58.442	0'36.266	
5 ^a - 1	0'41.009	0'41.009	235.295	0'41.451	0'41.451	234.783							0'41.112	0'41.112	227.369	0'40.648	0'40.648	235.295
5 ^a - 2	1'10.422	0'29.413		1'10.960	0'29.509								1'11.232	0'30.120		1'10.105	0'29.457	
5 ^a - 3	1'46.208	0'35.786		1'46.932	0'35.972								2'50.974	1'39.742	PIT	1'45.559	0'35.454	
6 ^a - 1	0'42.367	0'42.367	232.258	0'41.254	0'41.254	235.808							0'50.475	0'50.475	207.693	0'47.829	0'47.829	183.051
6 ^a - 2	1'14.279	0'31.912		1'10.927	0'29.673								1'23.688	0'33.213		1'22.295	0'34.466	
6 ^a - 3	1'108.226	9'53.947	PIT	1'46.992	0'36.065								2'04.852	0'41.164		1'58.678	0'36.383	
7 ^a - 1	0'54.590	0'54.590	223.141	0'41.493	0'41.493	180.603							0'44.324	0'44.324	225.942	0'41.298	0'41.298	232.759
7 ^a - 2	1'26.584	0'31.994		1'19.467	0'37.974								1'18.667	0'34.343		1'12.104	0'30.806	
7 ^a - 3	2'05.438	0'38.854		9'48.651	8'29.184	PIT							9'35.133	8'16.466	PIT			
8 ^a - 1	0'45.620	0'45.620	208.898	0'52.093	0'52.093	229.788							0'46.661	0'46.661	225.470			
8 ^a - 2	1'20.446	0'34.826		1'23.896	0'31.803								1'16.320	0'29.659				
8 ^a - 3				2'00.524	0'36.628								1'52.608	0'36.288				
9 ^a - 1				0'41.528	0'41.528	233.767							0'40.674	0'40.674	229.300			
9 ^a - 2				1'11.166	0'29.638								1'09.691	0'29.017				
9 ^a - 3				1'47.327	0'36.161								1'45.481	0'35.790				
10 ^a - 1				0'41.423	0'41.423	234.783							0'40.469	0'40.469	227.849			
10 ^a - 2				1'11.029	0'29.606								1'09.476	0'29.007				
10 ^a - 3				1'47.284	0'36.255								1'45.002	0'35.526				

Ideal Lap	
0'40.603	0'40.603
1'09.702	0'29.099
1'45.285	0'35.583

Ideal Lap	
0'41.254	0'41.254
1'10.763	0'29.509
1'46.735	0'35.972

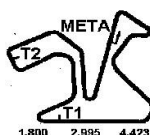
Ideal Lap	
0'40.036	0'40.036
1'08.808	0'28.772
1'43.667	0'34.859

Ideal Lap	
0'40.777	0'40.777
1'09.990	0'29.213
1'45.218	0'35.228

Ideal Lap	
0'40.469	0'40.469
1'09.476	0'29.007
1'45.002	0'35.526

Ideal Lap	
0'40.648	0'40.648
1'09.699	0'29.051
1'45.153	0'35.454

Ideal Best Lap	
0'40.036	0'40.036
1'08.808	0'28.772
1'43.667	0'34.859



LAP ANALYSIS Qualifying - 2

On June, 21 - 22
Circuit of Jerez

Number	61			62			63			74			99		
Lap	Lap Time	Partial	Speed	Lap Time	Partial	Speed	Lap Time	Partial	Speed	Lap Time	Partial	Speed	Lap Time	Partial	Speed
1 ^a - 1	0'51.424	0'51.424	171.975	0'54.515	0'54.515	226.891	0'52.525	0'52.525	229.300	0'57.180	0'57.180	171.975	0'55.144	0'55.144	208.495
1 ^a - 2	1'22.797	0'31.373		1'28.853	0'34.338		1'24.468	0'31.943		1'33.153	0'35.973		1'27.199	0'32.055	
1 ^a - 3	2'07.634	0'44.837		2'11.068	0'42.215		2'03.809	0'39.341		2'12.500	0'39.347		2'04.111	0'36.912	
2 ^a - 1	0'40.766	0'40.766	234.783	0'43.919	0'43.919	232.259	0'55.786	0'55.786	232.759	0'41.636	0'41.636	231.760	0'41.937	0'41.937	233.262
2 ^a - 2	1'09.923	0'29.157		1'14.066	0'30.147		1'25.644	0'29.858		1'11.343	0'29.707		1'12.050	0'30.113	
2 ^a - 3	1'44.930	0'35.007		1'49.792	0'35.726		2'01.071	0'35.427		1'47.662	0'36.319		1'48.019	0'35.969	
3 ^a - 1	0'42.978	0'42.978	221.766	0'41.712	0'41.712	234.783	0'40.669	0'40.669	236.324	0'41.741	0'41.741	232.259	0'41.826	0'41.826	232.759
3 ^a - 2	1'17.464	0'34.486		1'11.507	0'29.795		1'09.896	0'29.227		1'11.400	0'29.659		1'11.597	0'29.771	
3 ^a - 3	1'52.562	0'35.098		1'47.551	0'36.044		1'45.687	0'35.791		1'47.366	0'35.966		2'34.814	1'23.217	PIT
4 ^a - 1	0'40.705	0'40.705	234.783	0'41.539	0'41.539	233.262	0'40.604	0'40.604	234.783	0'41.157	0'41.157	231.264	0'50.491	0'50.491	177.925
4 ^a - 2	1'09.854	0'29.149		1'11.240	0'29.701		1'09.868	0'29.264		1'10.777	0'29.620		1'23.554	0'33.063	
4 ^a - 3	1'45.684	0'35.830		1'47.237	0'35.997		1'45.669	0'35.801		1'46.928	0'36.151		1'59.867	0'36.313	
5 ^a - 1	0'40.428	0'40.428	233.262	0'43.465	0'43.465	229.300	0'40.708	0'40.708	235.295	0'41.290	0'41.290	233.262	0'41.202	0'41.202	235.295
5 ^a - 2	1'09.854	0'29.426		1'14.686	0'31.221		1'09.827	0'29.119		1'11.063	0'29.773		1'10.472	0'29.270	
5 ^a - 3	1'45.086	0'35.232		1'53.235	0'38.549		1'45.456	0'35.629		1'47.441	0'36.378		1'46.370	0'35.898	
6 ^a - 1	0'40.676	0'40.676	233.767	0'41.857	0'41.857	234.274	0'40.714	0'40.714	235.295	0'49.498	0'49.498	196.008	0'41.462	0'41.462	236.843
6 ^a - 2	1'12.739	0'32.063		1'11.930	0'30.073		10'48.416	10'07.702		1'25.089	0'35.591		1'10.768	0'29.306	
6 ^a - 3	2'31.317	1'18.578	PIT	12'06.584	10'54.654	PIT							1'47.295	0'36.527	
7 ^a - 1	0'49.328	0'49.328	177.340	0'48.305	0'48.305	230.278							0'41.275	0'41.275	236.324
7 ^a - 2	1'33.835	0'44.507		1'18.688	0'30.383								1'10.950	0'29.675	
7 ^a - 3	9'15.143	7'41.308	PIT	15'7.301	0'38.613								9'54.752	8'43.802	PIT
8 ^a - 1	0'46.560	0'46.560	229.788	0'41.833	0'41.833	232.759							0'48.452	0'48.452	231.760
8 ^a - 2	1'17.124	0'30.564		1'11.690	0'29.857								1'20.333	0'31.881	
8 ^a - 3	1'55.528	0'38.404		1'49.025	0'37.335								1'57.794	0'37.461	
9 ^a - 1	0'40.543	0'40.543	236.843	0'41.967	0'41.967	233.262							0'41.372	0'41.372	236.843
9 ^a - 2	1'09.503	0'28.960		1'13.819	0'31.852								1'10.833	0'29.461	
9 ^a - 3	1'44.446	0'34.943													
10 ^a - 1	0'40.398	0'40.398	233.767												
10 ^a - 2	1'09.786	0'29.388													
10 ^a - 3	1'44.897	0'35.111													

Ideal Lap	
0'40.398	0'40.398
1'09.358	0'28.960
1'44.301	0'34.943

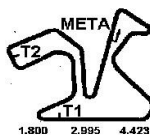
Ideal Lap	
0'41.539	0'41.539
1'11.240	0'29.701
1'46.966	0'35.726

Ideal Lap	
0'40.604	0'40.604
1'09.723	0'29.119
1'45.150	0'35.427

Ideal Lap	
0'41.157	0'41.157
1'10.777	0'29.620
1'46.743	0'35.966

Ideal Lap	
0'41.202	0'41.202
1'10.472	0'29.270
1'46.370	0'35.898

Ideal Best Lap	
0'40.036	0'40.036
1'08.808	0'28.772
1'43.667	0'34.859



Qualifying - 2 Sectors Results

Sector - 1			Sector - 2			Sector - 3			Ideal Lap vs Best Lap				
Ord.	Nº Driver	Time	Nº Driver	Time	Nº Driver	Time	Ord.	Nº Driver	Ideal Lap	Best Lap	Ord.		
1	55 Michele Rugolo	40.036	55 Michele Rugolo	28.772	55 Michele Rugolo	34.859	1	55 Michele Rugolo	1'43.667	1'43.802	1		
2	61 José M. Pérez Aicart	40.398	2 Nicky Pastorelli	28.894	61 José M. Pérez Aicart	34.943	2	61 José M. Pérez Aicart	1'44.301	1'44.446	2		
3	58 Aditya Patel	40.469	6 Maxime Soulet	28.904	2 Nicky Pastorelli	35.040	3	2 Nicky Pastorelli	1'44.450	1'44.450	3		
4	2 Nicky Pastorelli	40.516	61 José M. Pérez Aicart	28.960	6 Maxime Soulet	35.174	4	6 Maxime Soulet	1'44.793	1'44.859	4		
5	13 Matteo Beretta	40.603	58 Aditya Patel	29.007	1 Niccolò Schirò	35.209	5	1 Niccolò Schirò	1'44.970	1'45.007	6		
6	63 Stefano Costantini	40.604	60 Roman Mavlanov	29.051	56 Giorgio Roda	35.228	6	58 Aditya Patel	1'45.002	1'45.002	5		
7	1 Niccolò Schirò	40.645	13 Matteo Beretta	29.099	63 Stefano Costantini	35.427	7	63 Stefano Costantini	1'45.150	1'45.456	9		
8	60 Roman Mavlanov	40.648	1 Niccolò Schirò	29.116	60 Roman Mavlanov	35.454	8	60 Roman Mavlanov	1'45.153	1'45.559	10		
9	6 Maxime Soulet	40.715	63 Stefano Costantini	29.119	58 Aditya Patel	35.526	9	56 Giorgio Roda	1'45.218	1'45.218	7		
10	56 Giorgio Roda	40.777	4 Diederik Sijthoff	29.139	13 Matteo Beretta	35.583	10	13 Matteo Beretta	1'45.285	1'45.285	8		
11	4 Diederik Sijthoff	40.861	56 Giorgio Roda	29.213	62 Mario Cordoni	35.726	11	4 Diederik Sijthoff	1'45.836	1'45.836	11		
12	74 Lorenzo Bontempelli	41.157	99 Dennis Retera	29.270	5 Thomas Fjordbach	35.761	12	99 Dennis Retera	1'46.370	1'46.370	12		
13	99 Dennis Retera	41.202	54 Duncan Cameron	29.509	4 Diederik Sijthoff	35.836	13	5 Thomas Fjordbach	1'46.716	1'46.848	13		
14	54 Duncan Cameron	41.254	74 Lorenzo Bontempelli	29.620	99 Dennis Retera	35.898	14	54 Duncan Cameron	1'46.735	1'46.932	15		
15	5 Thomas Fjordbach	41.275	5 Thomas Fjordbach	29.680	74 Lorenzo Bontempelli	35.966	15	74 Lorenzo Bontempelli	1'46.743	1'46.928	14		
16	62 Mario Cordoni	41.539	62 Mario Cordoni	29.701	54 Duncan Cameron	35.972	16	62 Mario Cordoni	1'46.966	1'47.237	16		
17	7 Miguel Angel de Castro	43.360	7 Miguel Angel de Castro	30.723	7 Miguel Angel de Castro	36.897	17	7 Miguel Angel de Castro	1'50.980	1'51.726	17		

Qualifying - 2 MAXIMUM SPEED

Ord.	Nº	Entrant	Nat.	Driver	Nat.	St.	TG	Driver 2	Nat.	St.	TG	Vehicle	Cat.	Cla.	Km/h
1	6	Selleslugh Racing Team SRT	BEL	Maxime Soulet	BEL	PRO		Isaac Tutumlu	ESP	AM		Chevrolet Corvette	Super GT	1º	240.001
2	2	V8 Racing	NLD	Miguel Ramos	PRT	PRO		Nicky Pastorelli	ITA	PRO		Chevrolet Corvette	Super GT	2º	238.411
3	13	Autorlando Sport	ITA	Matteo Beretta	ITA	AM		Joël Camathias	CHE	PRO		Porsche 997 GT3	GTS	1º	237.363
4	61	SMP Racing -Russian Bears	RUS	Viacheslav Maleev	RUS	AM	G	José M. Pérez Aicart	ESP	PRO		Ferrari 458 Italia	GTS	2º	236.843
5	99	V8 Racing	NLD	Dylan Derdaele	BEL	AM		Dennis Retera	NLD	AM		Chevrolet Corvette	GTS	3º	236.843
6	63	Ombra Racing	ITA	Stefano Costantini	ITA	AM		Alan Sicart	ESP	AM		Ferrari 458 Italia	GTS	4º	236.324
7	54	AF Corse	ITA	Duncan Cameron	GBR	AM		Matt Griffin	IRL	PRO		Ferrari 458 Italia	GTS	5º	235.808
8	55	AF Corse	ITA	Claudio Sdanewitsch	DEU	AM	G	Michele Rugolo	ITA	AM		Ferrari 458 Italia	GTS	6º	235.808
9	60	SMP Racing -Russian Bears	RUS	Roman Mavlanov	RUS	AM		Daniel Zampieri	ITA	PRO		Ferrari 458 Italia	Super GT	3º	235.295
10	1	Scuderia Villorba Corse	ITA	Andrea Montermini	ITA	PRO		Niccolò Schirò	ITA	PRO		Ferrari 458 Italia	Super GT	4º	234.783
11	62	Ombra Racing	ITA	Mario Cordoni	ITA	AM	G	Stefano Gattuso	ITA	AM		Ferrari 458 Italia	GTS	7º	234.783
12	5	Drivex School	ESP	Thomas Fjordbach	DNK	AM		Alvaro Barba	ESP	PRO		Porsche 997 GT3	Super GT	5º	233.262
13	74	Nova Race	ITA	Craig Dolby	GBR	PRO		Lorenzo Bontempelli	ITA	AM		Nissan GT-R Nismo GT3	GTS	8º	233.262
14	56	AF Corse	ITA	Giorgio Roda	ITA	AM		Paolo Ruberti	ITA	PRO		Ferrari 458 Italia	GTS	9º	232.759
15	4	V8 Racing	NLD	Diederik Sijthoff	NLD	AM		Archie Hamilton	GBR	AM		Chevrolet Corvette	Super GT	6º	231.760
16	7	Drivex School	ESP	Miguel Angel de Castro	ESP	PRO						Porsche 997 GT3	Super GT	7º	231.264
17	58	Team Novadriver	PRT	César Campaniço	PRT	AM		Aditya Patel	IND	AM		Audi R8 LMS Ultra	GTS	10º	230.278

Circuit of Jerez
On June, 21 - 22

RACE - 2 STARTING GRID (provisional)

Num.	Driver	Time	Row	Num.	Driver	Time
7	Miguel Angel de Castro	1'51.726				
		 8			
62	Mario Cordoni	1'47.237		99	Dennis Retera	1'48.019
		 7			
74	Lorenzo Bontempelli	1'46.928		54	Duncan Cameron	1'46.932
		 6			
4	Diederik Sijthoff	1'45.836		5	Thomas Fjordbach	1'46.848
		 5			
60	Roman Mavlanov	1'45.559		13	Matteo Beretta	1'45.584
		 4			
56	Giorgio Roda	1'45.218		63	Stefano Costantini	1'45.456
		 3			
58	Aditya Patel	1'45.002		1	Niccolò Schirò	1'45.007
		 2			
2	Nicky Pastorelli	1'44.450		6	Maxime Soulet	1'44.859
		 1			
55	Michele Rugolo	1'43.802		61	José M. Pérez Aicart	1'44.446

STEWARDS

TIMEKEEPER



Santisima Trinidad 30 28010 MADRID
Tel y Fax 91.448.32.06
www.cronococa.com
e-mail: info@cronococa.com




Juan Bravo 17 28006 MADRID
Tel 91.432.27.50
www.gtsport.es
e-mail: info@gtsport.es