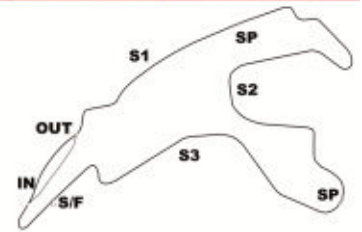


# GT TOUR FFSA 2014

## 20 au 22 Juin



Championnat de France GT FFSA  
Essais Libres 3

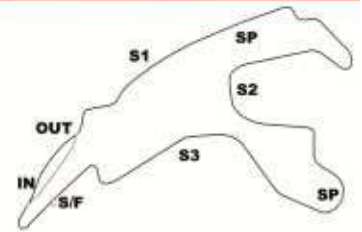
Circuit de Spa Francorchamps (7.004 km)  
Classement sur le meilleur tour

Pos.	N°	Team	Nom 1	Nom 2	Vehicule	Cat	P cat.	NT	S1	SP1	S2	SP2	S3	M Tps	Au tour	Ecart 1er	Ecart prec	M vit	Tps idéal
1	5	Belgian Audi Club Team WRT	IDE Enzo	LOTTERER André	Audi R8 LMS ultra	CHA	1	3	40.491	255.92	1:04.361	167.96	36.208	2:21.060	1	-	-	178.75	2:20.718
2	76	IMSA Performance Matmut	NARAC Raymond	ARMINDO Nicolas	Porsche 911 GT3 R	CHA	2	6	40.463	267.32	1:04.883	167.18	36.230	2:21.576	5	0.516	0.516	178.1	2:21.106
3	1	Team Sofrev ASP	GIAUQUE Philippe	MOULLIN TRAFFORT M.	Ferrari 458 Italia	CHA	3	9	40.243	273.41	1:05.356	167.44	36.048	2:21.647	8	0.587	0.071	178.01	2:21.268
4	3	Sport Garage	CAYROLLE Eric	SANTAMATO Arno	Ferrari 458 Italia	CHA	4	8	40.566	262.77	1:05.300	169.54	36.306	2:22.172	6	1.112	0.525	177.35	2:22.060
5	9	Team Duqueine	POLICE Jean-Claude	AYARI Soheil	Ferrari 458 Italia	CHA	5	10	41.027	258.99	1:05.078	173.63	36.206	2:22.311	4	1.251	0.139	177.18	2:22.237
6	4	Sport Garage	VANNELET Gilles	LORGERE-ROUX Bruce	Ferrari 458 Italia	CHA	6	8	40.490	260.86	1:05.353	164.38	36.682	2:22.525	8	1.465	0.214	176.91	2:22.525
7	20	Sofrev ASP	BEAUBELIQUE Jean-	BADEY Ludovic	Ferrari 458 Italia	CHA	7	10	40.675	270	1:05.769	168.22	36.292	2:22.736	9	1.676	0.211	176.65	2:22.692
8	51	Sébastien Loeb Racing	HASSID Henry	PARISY Mike	Audi R8 LMS ultra	CHA	8	7	41.113	255.92	1:04.993	169.81	36.697	2:22.803	7	1.743	0.067	176.57	2:21.856
9	10	Sofrev ASP	DEBARD Eric	PANIS Olivier	Ferrari 458 Italia	CHA	9	8	40.950	263.41	1:06.045	170.34	36.185	2:23.180	3	2.120	0.377	176.1	2:22.420
10	7	GSE by DKR Engineering	SAMON Tony	CAZENAVE Laurent	BMW Z4	CHA	10	11	41.123	257.75	1:05.829	165.64	36.882	2:23.834	11	2.774	0.654	175.3	2:23.834
11	36	Team Speed Car	DEMAY Jérôme	ABRIL Vincent	Audi R8 LMS ultra	CHA	11	8	41.087	258.37	1:05.745	168.22	37.100	2:23.932	4	2.872	0.098	175.18	2:23.826
12	77	All Inkl.com Münnich Motorsport	MÜNNICH René	MORBIDELLI Gianni	Mercedes SLS AMG	CHA	12	7	41.148	252.92	1:06.045	165.89	37.117	2:24.310	5	3.250	0.378	174.72	2:23.402
13	42	Saintéloc Racing	HALLYDAY David	GUILVERT Grégory	Audi R8 LMS ultra	CHA	13	10	41.504	255.92	1:06.216	167.96	37.216	2:24.936	9	3.876	0.626	173.97	2:24.889
14	350	Team Duqueine	COLANCON Philippe	DUQUEINE Gilles	Ferrari 458 Italia	COU	1	10	41.909	249.42	1:06.458	167.7	36.798	2:25.165	8	4.105	0.229	173.69	2:24.931
15	21	Classic & Modern Racing	HIRSCHI Pierre	NICOLLE Thomas	BMW Z4	COU	2	10	41.137	262.77	1:06.688	171.15	37.474	2:25.299	5	4.239	0.134	173.53	2:24.939
16	30	Team Speed Car	DESTEMBERT Pascal	DEGUFFROY Remy	Audi R8 LMS ultra	CHA	14	10	41.480	252.92	1:06.833	167.44	37.777	2:26.090	5	5.030	0.791	172.6	2:25.726
17	22	Classic & Modern Racing	COUBARD Laurent	DEMOUSTIER Grégoire	Mercedes SLS AMG	CHA	15	11	41.310	263.41	1:07.909	155.39	37.457	2:26.676	11	5.616	0.586	171.91	2:26.676
18	6	Belgian Audi Club Team WRT	WEERTS Yves	TRELUYER Benoit	Audi R8 LMS ultra	CHA	16	7	41.529	261.5	1:08.308	164.38	37.751	2:27.588	7	6.528	0.912	170.84	2:27.588
19	44	Saintéloc Racing	LALLEMENT Gilles	LAGNIEZ Jean-Claude	Audi R8 LMS ultra	COU	3	4	42.637	248.27	1:07.251	165.64	38.001	2:27.889	2	6.829	0.301	170.5	2:27.077
20	43	Saintéloc Racing	BUFFIN Jean-Paul	SOURD Marc	Audi R8 LMS ultra	COU	4	9	41.755	254.11	1:08.696	166.4	37.573	2:28.024	6	6.964	0.135	170.34	2:27.627
21	50	Sébastien Loeb Racing	BERVILLE Roland	BELTOISE Anthony	Audi R8 LMS ultra	CHA	17	2	42.653	251.74	1:10.404	154.72	38.620	2:31.677	1	10.617	3.653	166.24	2:31.421

M Tps : 2:21.060 (178.75 km/h), (N°5) IDE Enzo

# GT TOUR FFSA 2014

## 20 au 22 Juin



Championnat de France GT FFSA

Circuit de Spa Francorchamps (7.004 km)

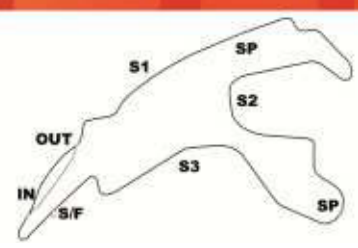
Essais Libres 3

Tour par tour

NT	Heure	S1	SP1	S2	SP2	S3	Dern. Tr	Total Tim	NT	Heure	S1	SP1	S2	SP2	S3	Dern. Tr	Total Tim		
N° 1, GIA / MOU, Pos. 3									3	18:52:30	41.521	248.8	1:06.333	164.6	37.384	2:25.238	12:30.134		
1	18:48:44	41.374	254.7	1:06.057	173.3	36.487	2:23.918	8:43.706	4	18:54:55	41.674	257.1	1:05.896	165.6	37.379	2:24.949	14:55.083		
2	18:51:07	40.750	257.1	1:05.845	169.0	36.372	2:22.967	11:06.673	5	18:57:21	41.886	254.7	1:06.110	<b>166.6</b>	37.401	2:25.397	17:20.480		
3	18:53:29	40.693	254.7	<b>1:05.112</b>	174.4	36.206	2:22.011	13:28.684	6	18:59:46	41.205	253.5	1:06.875	164.3	37.092	2:25.172	19:45.652		
4	18:55:51	40.710	263.4	1:05.481	170.8	<b>35.913</b>	2:22.104	15:50.788	7	19:02:11	41.692	254.7	1:06.208	165.1	37.035	2:24.935	22:10.587		
5	19:01:52	4:16.742	203.3	1:07.683	165.6	36.734	6:01.159	21:51.947	8	19:04:38	41.628	249.4	1:08.194	164.1	37.539	2:27.361	24:37.948		
6	19:04:18	40.554	253.5	1:08.196	171.9	36.486	2:25.236	24:17.183	9	19:07:04	41.599	254.7	1:06.301	162.4	37.951	2:25.851	27:03.799		
7	19:06:41	40.370	240.5	1:06.641	<b>176.1</b>	36.411	2:23.422	26:40.605	10	19:09:30	41.847	255.3	1:06.305	166.1	37.757	2:25.909	29:29.708		
8	19:09:03	<b>40.243</b>	<b>273.4</b>	1:05.356	167.4	36.048	<b>2:21.647</b>	29:02.252	11	19:11:54	41.123	257.7	<b>1:05.829</b>	165.6	<b>36.882</b>	<b>2:23.834</b>	31:53.542		
9	19:11:33	44.380	234.7	1:10.124	173.3	36.331	2:30.835	31:33.087											
N° 3, CAY / SAN, Pos. 4									N° 9, POL / AYA, Pos. 5										
1	18:50:20	41.045	270	1:05.646	169.2	36.410	2:23.101	10:19.938	1	18:47:58	41.899	252.9	1:07.069	164.1	36.813	2:25.781	7:57.907		
2	18:52:43	41.043	271.3	1:05.490	168.4	36.344	2:22.877	12:42.815	2	18:50:22	41.482	258.3	1:05.670	173.3	36.378	2:23.530	10:21.437		
3	18:55:06	40.808	261.5	1:05.831	171.4	36.317	2:22.956	15:05.771	3	18:52:45	41.050	261.5	1:05.639	171.7	36.527	2:23.216	12:44.653		
4	18:57:40	40.692	255.9	1:15.442	156.7	37.811	2:33.945	17:39.716	4	18:55:07	41.027	258.9	<b>1:05.078</b>	<b>173.6</b>	36.206	<b>2:22.311</b>	15:06.964		
5	19:04:49	5:22.873	174.4	1:09.613	165.1	36.337	7:08.823	24:48.539	5	18:57:30	40.971	262.7	1:05.716	167.7	36.426	2:23.113	17:30.077		
6	19:07:11	<b>40.566</b>	262.7	<b>1:05.300</b>	169.5	36.306	<b>2:22.172</b>	27:10.711	6	18:59:53	<b>40.964</b>	254.1	1:05.537	169.5	<b>36.195</b>	2:22.696	19:52.773		
7	19:09:34	41.296	260.8	1:05.766	169.2	<b>36.194</b>	2:23.256	29:33.967	7	19:02:19	41.289	<b>266.6</b>	1:06.418	166.6	37.809	2:25.516	22:18.289		
8	19:11:57	40.675	<b>272.0</b>	1:05.565	<b>171.9</b>	36.461	2:22.701	31:56.668	8	19:06:51	2:48.852	241.6	1:07.080	163.1	36.916	4:32.848	26:51.137		
									9	19:09:15	41.008	258.9	1:05.695	162.9	36.481	2:23.184	29:14.321		
									10	19:11:55	41.006	260.8	1:13.227	137.0	45.868	2:40.101	31:54.422		
N° 4, VAN / LOR, Pos. 6									N° 10, DEB / PAN, Pos. 9										
1	18:48:59	41.172	255.3	1:06.255	164.1	37.333	2:24.760	8:58.803	1	18:47:24	41.733	265.3	1:07.405	170.8	36.809	2:25.947	7:23.866		
2	18:51:23	41.209	260.8	1:05.609	166.9	37.195	2:24.013	11:22.816	2	18:49:48	41.242	260.8	<b>1:05.320</b>	<b>173.9</b>	36.832	2:23.394	9:47.260		
3	18:53:46	40.789	261.5	1:05.520	163.6	36.932	2:23.241	13:46.057	3	18:52:11	40.950	263.4	1:06.045	170.3	<b>36.185</b>	<b>2:23.180</b>	12:10.440		
4	18:56:10	40.895	259.6	1:05.442	163.3	36.791	2:23.128	16:09.185	4	18:54:37	41.577	264.0	1:06.544	165.1	38.123	2:26.244	14:36.684		
5	19:03:26	5:33.227	248.8	1:06.301	<b>168.2</b>	37.401	7:16.929	23:26.114	5	18:57:01	41.160	260.8	1:05.921	166.9	36.684	2:23.765	17:00.449		
6	19:05:50	41.062	260.2	1:05.482	165.1	36.811	2:23.355	25:49.469	6	19:02:21	3:36.561	238.9	1:06.786	168.4	37.170	5:20.517	22:20.966		
7	19:08:13	40.711	<b>268.6</b>	1:05.399	167.1	36.811	2:22.921	28:12.390	7	19:04:46	41.256	254.1	1:06.535	169.8	37.267	2:25.058	24:46.024		
8	19:10:35	<b>40.490</b>	260.8	<b>1:05.353</b>	164.3	<b>36.682</b>	<b>2:22.525</b>	30:34.915	8	19:07:12	<b>40.915</b>	<b>271.3</b>	1:06.058	169.0	38.694	2:25.667	27:11.691		
N° 5, IDE / LOT, Pos. 1									N° 20, BEA / BAD, Pos. 7										
1	18:55:17	40.491	255.9	<b>1:04.361</b>	<b>167.9</b>	<b>36.208</b>	<b>2:21.060</b>	15:16.324	1	18:48:57	42.468	262.7	1:06.780	165.3	36.702	2:25.950	8:57.057		
2	18:57:38	<b>40.149</b>	<b>259.6</b>	1:04.611	167.4	36.382	2:21.142	17:37.466	2	18:51:21	40.856	261.5	1:06.059	<b>170.0</b>	36.399	2:23.314	11:20.371		
3	19:00:01	40.519	258.3	1:05.678	161.1	36.882	2:23.079	20:00.545	3	18:53:48	40.988	266.0	1:08.736	162.4	37.828	2:27.552	13:47.923		
N° 6, WEE / TRE, Pos. 18																			
1	18:55:50	42.499	255.3	1:11.513	158.5	39.482	2:33.494	15:49.950	4	18:56:12	41.288	269.3	1:06.525	167.1	36.359	2:24.172	16:12.095		
2	18:58:23	42.340	254.7	1:11.244	161.6	39.370	2:32.954	18:22.904	5	18:58:36	40.796	209.7	1:06.212	<b>170.0</b>	36.295	2:23.303	18:35.398		
3	19:00:56	42.773	252.9	1:10.746	158.1	39.049	2:32.568	20:55.472	6	19:01:00	41.126	260.8	1:06.403	169.2	36.659	2:24.188	20:59.586		
4	19:03:27	41.934	257.1	1:09.930	160.7	38.857	2:30.721	23:26.193	7	19:03:23	40.881	263.4	1:05.776	166.9	36.612	2:23.269	23:22.855		
5	19:05:57	42.687	251.7	1:09.073	161.1	38.546	2:30.306	25:56.499	8	19:05:46	<b>40.631</b>	260.2	1:06.169	166.1	36.353	2:23.153	25:46.008		
6	19:08:26	41.866	252.3	1:08.553	<b>164.3</b>	38.448	2:28.867	28:25.366	9	19:08:09	40.675	<b>270</b>	<b>1:05.769</b>	168.2	<b>36.292</b>	<b>2:22.736</b>	28:08.744		
7	19:10:53	<b>41.529</b>	261.5	<b>1:08.308</b>	<b>164.3</b>	37.751	<b>2:27.588</b>	30:52.954	10	19:10:32	40.744	260.2	1:05.970	165.3	36.426	2:23.140	30:31.884		
N° 7, SAM / CAZ, Pos. 10																			
1	18:47:38	41.732	<b>258.9</b>	1:07.263	164.3	37.784	2:26.779	7:37.241											
2	18:50:05	42.085	254.1	1:07.759	165.3	37.811	2:27.655	10:04.896											

# GT TOUR FFSA 2014

## 20 au 22 Juin



Championnat de France GT FFSA  
Essais Libres 3

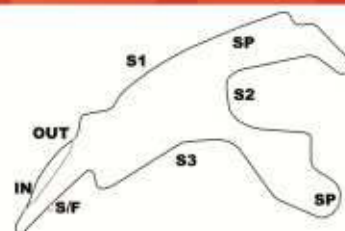
Circuit de Spa Francorchamps (7.004 km)  
Tour par tour

NT	Heure	S1	SP1	S2	SP2	S3	Dern. Tr	Total Tim	NT	Heure	S1	SP1	S2	SP2	S3	Dern. Tr	Total Tim
<b>N° 20, BEA / BAD, Pos. 7</b>									8	19:06:14	41.316	<b>258.9</b>	1:07.562	158.5	40.063	2:28.941	26:13.348
10	19:10:32	40.744	260.2	1:05.970	165.3	36.426	2:23.140	30:31.884									
<b>N° 21, HIR / NIC, Pos. 15</b>									<b>N° 42, HAL / GUI, Pos. 13</b>								
1	18:45:39	41.571	249.4	1:07.250	167.9	<b>37.312</b>	2:26.133	5:38.519	1	18:45:51	42.707	250.5	1:07.955	167.9	37.872	2:28.534	5:50.740
2	18:48:06	41.537	246.0	1:07.569	159.5	37.648	2:26.754	8:05.273	2	18:48:18	41.863	261.5	1:07.091	166.4	37.649	2:26.603	8:17.343
3	18:50:33	41.154	251.7	1:07.191	166.1	38.686	2:27.031	10:32.304	3	18:50:45	41.977	253.5	1:07.306	164.8	37.533	2:26.816	10:44.159
4	18:52:59	41.202	260.8	1:06.938	166.6	38.296	2:26.436	12:58.740	4	18:53:10	41.537	245.4	1:06.868	167.1	37.322	2:25.727	13:09.886
5	18:55:24	41.137	262.7	<b>1:06.688</b>	171.1	37.474	<b>2:25.299</b>	15:24.039	5	18:55:36	<b>41.457</b>	248.2	1:06.845	164.8	37.502	2:25.804	15:35.690
6	18:57:50	40.982	260.2	1:07.249	167.9	37.438	2:25.669	17:49.708	6	18:58:02	41.855	254.1	1:06.797	<b>169.2</b>	37.373	2:26.025	18:01.715
7	19:00:16	41.204	257.7	1:07.494	163.6	37.586	2:26.284	20:15.992	7	19:00:28	41.607	<b>262.1</b>	1:06.938	168.4	37.745	2:26.290	20:28.005
8	19:06:44	4:41.157	221.7	1:08.748	169.0	37.959	6:27.864	26:43.856	8	19:06:58	4:44.544	231.2	1:07.850	167.7	37.575	6:29.969	26:57.974
9	19:09:10	<b>40.939</b>	257.1	1:07.137	168.2	37.670	2:25.746	29:09.602	9	19:09:23	41.504	255.9	<b>1:06.216</b>	167.9	<b>37.216</b>	<b>2:24.936</b>	29:22.910
10	19:11:36	41.061	<b>266.6</b>	1:07.864	166.1	37.368	2:26.293	31:35.895	10	19:11:49	41.573	248.8	1:06.527	<b>169.2</b>	37.702	2:25.802	31:48.712
<b>N° 22, COU / DEM, Pos. 17</b>									<b>N° 43, BUF / SOU, Pos. 20</b>								
1	18:47:09	42.570	257.1	1:13.172	153.1	38.700	2:34.442	7:08.944	1	18:46:48	43.573	241.6	1:11.135	160.7	38.934	2:33.642	6:47.967
2	18:49:40	42.175	257.1	1:10.148	156.7	38.500	2:30.823	9:39.767	2	18:51:17	2:39.301	244.3	1:10.826	161.6	38.400	4:28.527	11:16.494
3	18:52:10	42.046	251.1	1:09.600	158.1	38.261	2:29.907	12:09.674	3	18:53:51	43.048	236.3	1:12.579	161.9	38.272	2:33.899	13:50.393
4	18:54:42	44.054	<b>270</b>	1:09.430	159.5	38.741	2:32.225	14:41.899	4	18:56:21	42.523	255.9	1:09.374	165.1	38.078	2:29.975	16:20.368
5	18:57:19	42.133	265.3	1:16.323	156.3	38.519	2:36.975	17:18.874	5	18:58:49	42.104	252.3	<b>1:08.299</b>	166.1	37.666	2:28.069	18:48.437
6	18:59:51	41.688	256.5	1:10.818	151.4	38.791	2:31.297	19:50.171	6	19:01:17	41.755	254.1	1:08.696	166.4	<b>37.573</b>	<b>2:28.024</b>	21:16.461
7	19:02:23	41.570	257.1	1:10.144	156.9	40.514	2:32.228	22:22.399	7	19:04:42	42.107	<b>258.9</b>	2:04.739	<b>168.4</b>	38.189	3:25.035	24:41.496
8	19:04:55	41.657	264.0	1:11.148	153.1	39.745	2:32.550	24:54.949	8	19:07:23	48.866	93.83	1:13.985	164.8	38.045	2:40.896	27:22.392
9	19:07:26	41.955	261.5	1:10.536	159.0	38.262	2:30.753	27:25.702	9	19:09:52	42.518	252.3	1:08.846	164.6	37.872	2:29.236	29:51.628
10	19:09:55	41.726	257.1	1:08.933	161.1	38.178	2:28.837	29:54.539	<b>N° 44, LAL / LAG, Pos. 19</b>								
11	19:12:22	<b>41.310</b>	263.4	<b>1:07.909</b>	155.4	<b>37.457</b>	<b>2:26.676</b>	32:21.215	1	18:45:09	42.591	251.1	1:08.821	165.6	<b>37.700</b>	2:29.112	5:08.454
<b>N° 30, DES / DEG, Pos. 16</b>									<b>N° 50, BER / BEL, Pos. 21</b>								
1	18:45:37	42.558	250	1:07.533	161.9	37.952	2:28.043	5:37.088	1	18:47:27	<b>42.653</b>	251.7	1:10.404	<b>154.7</b>	<b>38.620</b>	<b>2:31.677</b>	7:26.516
2	18:48:05	42.719	251.7	1:06.840	165.6	<b>37.570</b>	2:27.129	8:04.217	2	18:50:00	42.920	247.1	<b>1:10.148</b>	88.52	40.328	2:33.396	9:59.912
3	18:50:33	41.910	246.0	1:06.975	165.1	39.050	2:27.935	10:32.152	<b>N° 51, HAS / PAR, Pos. 8</b>								
4	18:52:59	42.414	254.1	<b>1:06.676</b>	<b>169.0</b>	37.757	2:26.847	12:58.999	1	18:53:07	41.575	262.7	1:07.701	<b>172.2</b>	37.102	2:26.378	13:06.548
5	18:55:25	<b>41.480</b>	252.9	1:06.833	167.4	37.777	<b>2:26.090</b>	15:25.089	2	18:55:31	41.049	255.3	1:06.046	165.9	36.936	2:24.031	15:30.579
6	18:57:52	41.743	260.8	1:07.090	166.4	37.714	2:26.547	17:51.636	3	18:57:55	41.244	258.3	1:05.805	171.4	37.046	2:24.095	17:54.674
7	19:00:20	41.828	<b>264.0</b>	1:08.491	163.1	37.867	2:28.186	20:19.822	4	19:00:18	<b>40.936</b>	246.0	1:05.517	168.2	36.916	2:23.369	20:18.043
8	19:03:10	42.687	250	1:16.954	151.2	50.611	2:50.252	23:10.074	5	19:06:14	4:07.909	213.4	1:10.264	165.9	37.309	5:55.482	26:13.525
9	19:08:48	3:48.150	201.8	1:10.630	160	39.081	5:37.861	28:47.935	6	19:08:37	41.248	<b>264.0</b>	1:05.832	168.2	<b>35.927</b>	2:23.007	28:36.532
10	19:11:17	42.395	248.2	1:08.023	165.6	38.532	2:28.950	31:16.885	7	19:11:00	41.113	255.9	<b>1:04.993</b>	169.8	36.697	<b>2:22.803</b>	30:59.335
<b>N° 36, DEM / ABR, Pos. 11</b>																	
1	18:47:32	41.707	248.2	1:38.680	165.1	37.489	2:57.876	7:31.387									
2	18:49:57	41.684	255.3	1:06.156	167.7	37.462	2:25.302	9:56.689									
3	18:52:22	41.278	251.7	1:05.801	<b>169.8</b>	37.625	2:24.704	12:21.393									
4	18:54:46	41.087	258.3	<b>1:05.745</b>	168.2	37.100	<b>2:23.932</b>	14:45.325									
5	18:57:12	<b>41.016</b>	<b>258.9</b>	1:06.785	166.4	38.526	2:26.327	17:11.652									
6	18:59:38	41.884	253.5	1:06.234	169.2	37.514	2:25.632	19:37.284									
7	19:03:45	2:21.751	239.4	1:08.307	166.1	<b>37.065</b>	4:07.123	23:44.407									



# GT TOUR FFSA 2014

## 20 au 22 Juin



Championnat de France GT FFSA

Circuit de Spa Francorchamps (7.004 km)

Essais Libres 3

Tour par tour

NT	Heure	S1	SP1	S2	SP2	S3	Dern. Tr	Total Tim	NT	Heure	S1	SP1	S2	SP2	S3	Dern. Tr	Total Tim
----	-------	----	-----	----	-----	----	----------	-----------	----	-------	----	-----	----	-----	----	----------	-----------

**N° 76, NAR / ARM, Pos. 2**

1	18:50:20	41.696	260.8	1:07.240	170.3	36.983	2:25.919	10:19.457
2	18:52:50	46.554	257.7	1:06.543	164.8	36.950	2:30.047	12:49.504
3	18:57:12	2:36.677	195.6	1:08.912	171.1	36.860	4:22.449	17:11.953
4	18:59:34	40.867	253.5	<b>1:04.737</b>	169.2	36.432	2:22.036	19:33.989
5	19:01:56	40.463	<b>267.3</b>	1:04.883	167.1	<b>36.230</b>	<b>2:21.576</b>	21:55.565
6	19:04:18	<b>40.139</b>	264.0	1:05.220	169.8	36.985	2:22.344	24:17.909

**N° 77, MÜN / MOR, Pos. 12**

1	18:49:44	-	263.4	<b>1:05.842</b>	0.74	37.202	2:24.454	9:43.215
2	18:52:27	41.049	263.4	1:15.850	149.7	46.456	2:43.355	12:26.570
3	18:54:51	41.371	214.7	1:05.965	164.6	37.043	2:24.379	14:50.949
4	18:57:16	<b>40.934</b>	266.0	1:06.780	162.6	36.783	2:24.497	17:15.446
5	18:59:40	41.148	252.9	1:06.045	165.9	37.117	<b>2:24.310</b>	19:39.756
6	19:02:05	41.180	266.6	1:06.609	<b>167.7</b>	<b>36.626</b>	2:24.415	22:04.171
7	19:04:51	41.051	<b>347.2</b>	1:13.169	149.5	52.426	2:46.646	24:50.817
8	-	41.334	209.3	1:17.652	159.2	-	-	-

**N° 350, COL / DUQ, Pos. 14**

1	18:48:03	42.248	290.3	1:07.918	162.9	37.408	2:27.574	8:02.276
2	18:50:29	42.060	<b>301.6</b>	1:06.958	166.9	37.253	2:26.271	10:28.547
3	18:52:57	41.932	256.5	1:07.168	<b>169.2</b>	38.597	2:27.697	12:56.244
4	18:55:22	41.775	259.6	<b>1:06.380</b>	169.0	37.368	2:25.523	15:21.767
5	18:57:59	41.871	263.4	1:14.899	156.0	40.317	2:37.087	17:58.854
6	19:01:58	2:10.878	272.0	1:10.514	164.8	37.511	3:58.903	21:57.757
7	19:04:29	42.419	251.7	1:10.940	167.9	37.191	2:30.550	24:28.307
8	19:06:54	41.909	249.4	1:06.458	167.7	<b>36.798</b>	<b>2:25.165</b>	26:53.472
9	19:09:20	42.218	257.1	1:06.790	167.1	37.110	2:26.118	29:19.590
10	19:11:46	<b>41.753</b>	255.3	1:07.191	163.3	37.576	2:26.520	31:46.110