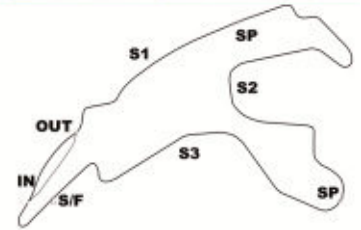


GT TOUR FFSA 2014

20 au 22 Juin



Championnat de France GT FFSA
Essais Libres 4

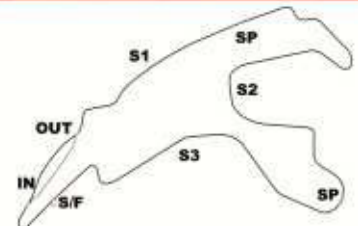
Circuit de Spa Francorchamps (7.004 km)
Classement sur le meilleur tour

Pos.	N°	Team	Nom 1	Nom 2	Vehicule	Cat	P cat.	NT	S1	SP1	S2	SP2	S3	M Tps	Au tour	Ecart 1er	Ecart prec	M vit	Tps idéal
1	76	IMSA Performance Matmut	NARAC Raymond	ARMINDO Nicolas	Porsche 911 GT3 R	CHA	1	5	39.782	271.35	1:04.309	174.19	35.662	2:19.753	4	-	-	180.42	2:19.563
2	51	Sébastien Loeb Racing	HASSID Henry	PARISY Mike	Audi R8 LMS ultra	CHA	2	4	40.634	262.77	1:03.504	171.42	35.899	2:20.037	3	0.284	0.284	180.06	2:19.762
3	5	Belgian Audi Club Team WRT	IDE Enzo	LOTTERER André	Audi R8 LMS ultra	CHA	3	5	40.420	258.37	1:04.188	173.63	35.837	2:20.445	3	0.692	0.408	179.53	2:20.026
4	1	Team Sofrev ASP	GIAUQUE Philippe	MOULLIN TRAFFORT M.	Ferrari 458 Italia	CHA	4	4	39.923	276.21	1:04.822	172.8	35.846	2:20.591	2	0.838	0.146	179.35	2:20.586
5	42	Saintéloc Racing	HALLYDAY David	GUILVERT Grégory	Audi R8 LMS ultra	CHA	5	4	40.439	254.11	1:04.536	174.47	36.109	2:21.084	4	1.331	0.493	178.72	2:20.988
6	10	Sofrev ASP	DEBARD Eric	PANIS Olivier	Ferrari 458 Italia	CHA	6	3	40.315	266.66	1:04.654	170.61	36.153	2:21.122	3	1.369	0.038	178.67	2:20.784
7	6	Belgian Audi Club Team WRT	WEERTS Yves	TRELUYER Benoît	Audi R8 LMS ultra	CHA	7	5	40.637	242.69	1:04.326	176.47	36.301	2:21.264	5	1.511	0.142	178.49	2:21.028
8	20	Sofrev ASP	BEAUBELIQUE Jean-	BADEY Ludovic	Ferrari 458 Italia	CHA	8	4	40.041	260.24	1:05.401	170.34	36.060	2:21.502	2	1.749	0.238	178.19	2:21.502
9	3	Sport Garage	CAYROLLE Eric	SANTAMATO Arno	Ferrari 458 Italia	CHA	9	5	40.282	274.8	1:04.965	171.7	36.432	2:21.679	5	1.926	0.177	177.97	2:21.451
10	36	Team Speed Car	DEMAY Jérôme	ABRIL Vincent	Audi R8 LMS ultra	CHA	10	2	41.022	258.37	1:05.365	167.7	36.216	2:22.603	1	2.850	0.924	176.82	2:21.420
11	21	Classic & Modern Racing	HIRSCHI Pierre	NICOLLE Thomas	BMW Z4	COU	1	5	40.207	260.86	1:06.154	169.54	36.315	2:22.676	2	2.923	0.073	176.72	2:21.922
12	7	GSE by DKR Engineering	SAMON Tony	CAZENAVE Laurent	BMW Z4	CHA	11	5	40.824	258.99	1:05.194	169.54	36.962	2:22.980	3	3.227	0.304	176.35	2:22.457
13	4	Sport Garage	VANNELET Gilles	LORGERE-ROUX Bruce	Ferrari 458 Italia	CHA	12	3	41.185	264.05	1:05.569	167.44	36.263	2:23.017	3	3.264	0.037	176.3	2:22.895
14	22	Classic & Modern Racing	COUBARD Laurent	DEMOUSTIER Grégoire	Mercedes SLS AMG	CHA	13	5	40.393	258.37	1:05.982	165.89	36.754	2:23.129	4	3.376	0.112	176.17	2:23.040
15	350	Team Duqueine	COLANCON Philippe	DUQUEINE Gilles	Ferrari 458 Italia	COU	2	5	40.766	260.86	1:05.917	174.75	36.450	2:23.133	5	3.380	0.004	176.16	2:22.983
16	30	Team Speed Car	DESTEMBERT Pascal	DEGUFFROY Rémy	Audi R8 LMS ultra	CHA	14	4	41.536	251.74	1:05.739	161.43	36.985	2:24.260	3	4.507	1.127	174.78	2:24.144
17	77	All Inki.com Münnich Motorsport	MÜNNICH Rene	MORBIDELLI Gianni	Mercedes SLS AMG	CHA	15	2	41.296	265.35	1:06.273	168.48	37.254	2:24.823	1	5.070	0.563	174.1	2:23.928
18	43	Saintéloc Racing	BUFFIN Jean-Paul	SOURD Marc	Audi R8 LMS ultra	COU	3	5	42.261	260.24	1:10.173	163.63	38.357	2:30.791	3	11.038	5.968	167.21	2:30.645
19	9	Team Duqueine	POLICE Jean-Claude	AYARI Soheil	Ferrari 458 Italia	CHA	16	0	-	-	-	-	-	-	0	-	-	-	-
20	44	Saintéloc Racing	LALLEMENT Gilles	LAGNIEZ Jean-Claude	Audi R8 LMS ultra	COU	4	0	-	-	-	-	-	-	0	-	-	-	-
21	50	Sébastien Loeb Racing	BERVILLE Roland	BELTOISE Anthony	Audi R8 LMS ultra	CHA	17	0	-	-	-	-	-	-	0	-	-	-	-

M Tps : 2:19.753 (180.42 km/h), (N°76) ARMINDO Nicolas

GT TOUR FFSA 2014

20 au 22 Juin



Championnat de France GT FFSA
Essais Libres 4

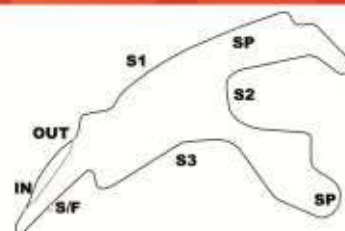
Circuit de Spa Francorchamps (7.004 km)
Tour par tour

NT	Heure	S1	SP1	S2	SP2	S3	Dern. Tr	Total Tim	NT	Heure	S1	SP1	S2	SP2	S3	Dern. Tr	Total Tim
N° 1, GIA / MOU, Pos. 4									4 - 39.977 267.3 1:13.634 151.4 - - -								
1	19:27:54	40.323	260.8	1:04.976	168.2	35.841	2:21.140	7:54.102									
2	19:30:15	39.923	276.2	1:04.822	172.8	35.846	2:20.591	10:14.693	N° 20, BEA / BAD, Pos. 8								
3	19:32:43	41.324	224.0	1:05.180	171.1	41.820	2:28.324	12:43.017	1	19:25:07	40.443	260.8	1:05.530	166.1	36.136	2:22.109	5:06.361
4	19:36:46	2:21.440	284.9	1:05.828	167.9	35.845	4:03.113	16:46.130	2	19:27:28	40.041	260.2	1:05.401	170.3	36.060	2:21.502	7:27.863
5	-	39.980	230.2	1:12.128	137.9	-	-	-	3	19:34:20	4:55.914	243.7	1:18.648	161.9	37.132	6:51.694	14:19.557
									4	19:36:45	40.192	276.9	1:08.118	161.6	37.032	2:25.342	16:44.899
									5	-	40.545	215.1	1:10.827	160	-	-	-
N° 3, CAY / SAN, Pos. 9									N° 21, HIR / NIC, Pos. 11								
1	19:25:14	41.639	257.1	1:08.966	169.2	36.972	2:27.577	5:13.450	1	19:27:09	41.011	247.7	1:06.356	170.6	36.355	2:23.722	7:08.903
2	19:27:36	40.682	257.7	1:05.238	172.5	36.740	2:22.660	7:36.110	2	19:29:32	40.207	260.8	1:06.154	169.5	36.315	2:22.676	9:31.579
3	19:29:58	40.664	264.7	1:04.950	170.3	36.219	2:21.833	9:57.943	3	19:31:55	40.433	254.7	1:05.477	170.0	37.010	2:22.920	11:54.499
4	19:32:20	40.510	272.7	1:05.080	170.8	36.229	2:21.819	12:19.762	4	19:34:18	40.130	258.9	1:06.738	169.0	36.815	2:23.683	14:18.182
5	19:34:42	40.282	274.8	1:04.965	171.7	36.432	2:21.679	14:41.441	5	19:36:43	40.221	258.3	1:07.174	168.7	36.850	2:24.245	16:42.427
N° 4, VAN / LOR, Pos. 13									N° 22, COU / DEM, Pos. 14								
1	19:27:47	41.398	253.5	1:05.873	166.6	36.459	2:23.730	7:46.522	1	19:27:26	40.729	264.0	1:06.559	162.9	36.665	2:23.953	7:25.789
2	19:30:10	41.070	250	1:05.750	166.9	36.256	2:23.076	10:09.598	2	19:29:49	40.559	260.2	1:06.018	169.0	36.683	2:23.260	9:49.049
3	19:32:33	41.185	264.0	1:05.569	167.4	36.263	2:23.017	12:32.615	3	19:32:13	40.797	258.9	1:06.009	167.7	36.859	2:23.665	12:12.714
4	-	4:33.778	244.9	1:08.552	162.1	-	-	-	4	19:34:36	40.393	258.3	1:05.982	165.9	36.754	2:23.129	14:35.843
									5	19:37:00	40.410	258.3	1:06.150	167.7	36.836	2:23.396	16:59.239
N° 5, IDE / LOT, Pos. 3									N° 30, DES / DEG, Pos. 16								
1	19:25:42	42.387	228.8	1:08.516	165.1	37.083	2:27.986	5:41.302	1	19:28:51	43.055	248.8	1:07.561	161.6	37.798	2:28.414	8:50.781
2	19:28:04	40.909	252.9	1:05.020	172.8	36.138	2:22.067	8:03.369	2	19:31:17	41.901	249.4	1:06.735	165.6	37.342	2:25.978	11:16.759
3	19:30:24	40.420	258.3	1:04.188	173.6	35.837	2:20.445	10:23.814	3	19:33:41	41.536	251.7	1:05.739	161.4	36.985	2:24.260	13:41.019
4	19:32:45	40.240	257.7	1:04.410	165.1	36.210	2:20.860	12:44.674	4	19:36:07	42.513	247.1	1:05.623	165.1	37.077	2:25.213	16:06.232
5	19:35:06	40.415	251.1	1:04.183	173.3	36.027	2:20.625	15:05.299									
6	-	40.244	258.3	1:03.949	169.0	-	-	-									
N° 6, WEE / TRE, Pos. 7									N° 36, DEM / ABR, Pos. 10								
1	19:25:56	41.156	267.9	1:05.565	166.9	36.785	2:23.506	5:55.989	1	19:29:37	41.022	258.3	1:05.365	167.7	36.216	2:22.603	9:36.316
2	19:28:25	40.723	255.3	2:11.305	164.6	36.611	3:28.639	9:24.628	2	19:32:00	40.586	264.7	1:04.618	167.9	38.129	2:23.333	11:59.649
3	19:31:49	42.131	259.6	1:04.943	167.4	36.548	2:23.622	11:48.250									
4	19:34:11	40.572	262.7	1:05.338	170.6	36.619	2:22.529	14:10.779									
5	19:36:32	40.637	242.7	1:04.326	176.4	36.301	2:21.264	16:32.043									
6	-	40.401	258.9	1:07.103	169.5	-	-	-									
N° 7, SAM / CAZ, Pos. 12									N° 42, HAL / GUI, Pos. 5								
1	19:26:23	41.173	255.3	1:06.747	165.9	36.960	2:24.880	6:22.640	1	19:28:57	53.504	151.6	1:11.823	165.6	37.399	2:42.726	8:56.599
2	19:28:47	41.176	249.4	1:05.261	166.1	37.322	2:23.759	8:46.399	2	19:31:19	40.977	250.5	1:05.179	169.2	36.404	2:22.560	11:19.159
3	19:31:10	40.824	258.9	1:05.194	169.5	36.962	2:22.980	11:09.379	3	19:33:42	40.453	260.8	1:05.279	169.5	36.676	2:22.408	13:41.567
4	19:33:33	40.866	260.2	1:05.131	164.6	37.344	2:23.341	13:32.720	4	19:36:03	40.439	254.1	1:04.536	174.4	36.109	2:21.084	16:02.651
5	19:35:56	41.181	255.9	1:05.348	166.6	36.502	2:23.031	15:55.751	5	-	40.343	266.0	1:09.545	144.3	-	-	-
6	-	40.874	246.0	1:12.451	146.7	-	-	-									
N° 10, DEB / PAN, Pos. 6									N° 43, BUF / SOU, Pos. 18								
1	19:31:52	40.531	257.1	1:04.843	173.0	36.330	2:21.704	11:51.362	1	19:26:28	43.436	256.5	1:11.044	158.8	38.526	2:33.006	6:27.771
2	19:34:14	40.489	265.3	1:05.052	173.3	36.462	2:22.003	14:13.365	2	19:29:00	42.334	246.5	1:10.613	165.1	38.809	2:31.756	8:59.527
3	19:36:35	40.315	266.6	1:04.654	170.6	36.153	2:21.122	16:34.487	3	19:31:31	42.261	260.2	1:10.173	163.6	38.357	2:30.791	11:30.318
									4	19:34:02	42.646	244.9	1:10.027	160.7	38.511	2:31.184	14:01.502
									5	19:36:36	42.687	250.5	1:10.896	159.5	41.012	2:34.595	16:36.097



GT TOUR FFSA 2014

20 au 22 Juin



Championnat de France GT FFSA

Circuit de Spa Francorchamps (7.004 km)

Essais Libres 4

Tour par tour

NT	Heure	S1	SP1	S2	SP2	S3	Dern. Tr	Total Tim	NT	Heure	S1	SP1	S2	SP2	S3	Dern. Tr	Total Tim
----	-------	----	-----	----	-----	----	----------	-----------	----	-------	----	-----	----	-----	----	----------	-----------

N° 43, BUF / SOU, Pos. 18

4	19:34:02	42.646	244.9	1:10.027	160.7	38.511	2:31.184	14:01.502
5	19:36:36	42.687	250.5	1:10.896	159.5	41.012	2:34.595	16:36.097

N° 51, HAS / PAR, Pos. 2

1	19:25:32	41.080	258.3	1:04.293	173.0	36.782	2:22.155	5:32.063
2	19:27:56	40.526	259.6	1:03.640	172.2	39.061	2:23.227	7:55.290
3	19:30:16	40.634	262.7	1:03.504	171.4	35.899	2:20.037	10:15.327
4	19:32:37	40.359	258.3	1:04.216	172.5	36.651	2:21.226	12:36.553

N° 76, NAR / ARM, Pos. 1

1	19:24:45	40.038	271.3	1:04.243	167.9	37.013	2:21.294	4:44.605
2	19:27:05	39.683	264.7	1:04.233	170.6	36.389	2:20.305	7:04.910
3	19:29:25	39.726	257.7	1:04.503	172.2	35.960	2:20.189	9:25.099
4	19:31:45	39.782	271.3	1:04.309	174.1	35.662	2:19.753	11:44.852
5	19:34:24	39.668	257.1	1:18.468	158.3	40.335	2:38.471	14:23.323

N° 77, MÜN / MOR, Pos. 17

1	19:29:47	-	265.3	1:06.273	168.4	37.254	2:24.823	9:47.046
2	19:37:05	5:34.003	294.2	1:06.770	164.1	36.784	7:17.557	17:04.603
3	-	54.746	162.9	1:23.363	153.1	-	-	-

N° 350, COL / DUQ, Pos. 15

1	19:27:24	-	281.9	1:08.909	169.2	37.001	3:44.519	7:23.417
2	19:29:49	41.440	256.5	1:06.665	171.4	37.163	2:25.268	9:48.685
3	19:32:22	42.815	258.9	1:06.582	165.6	43.135	2:32.532	12:21.217
4	19:34:45	40.716	268.6	1:06.274	171.9	36.350	2:23.340	14:44.557
5	19:37:08	40.766	260.8	1:05.917	174.7	36.450	2:23.133	17:07.690