

ADAC GT Masters

Result List Qualifying 1



Provisional

Reg. Nr.: OSK CR 07/2014

Friday 6.6.2014 16:40

Red Bull Ring, Length: 4326 m

Air temperature: 26.6°C

Track temperature: 27.8°C

Weather condition: Dry

started : 27 classified : 27 not classified : 0

	Drivers	Team	Car	Lap	Best Time	Gap	Diff	Kph	Day Time
1	1 O.Gavin/D.Keilwitz	Callaway Competition	Corvette Z06.R GT3	9	1:30.484			172,1	17:03:56
2	32 H.Proczyk/G.Tweraser	GRT Grasser Racing Team	Lamborghini Gallardo FL2	12	1:30.817	0.333	0.333	171,5	17:00:36
3	26 M.Götz/M.Buhk	H.T.P. Motorsport	Mercedes-Benz SLS AMG GT3	4	1:30.928	0.444	0.111	171,3	16:57:48
4	24 A.von Thurn und Taxis/T.Enge	Reiter Engineering	Chevrolet Camaro GT	13	1:30.946	0.462	0.018	171,2	17:05:10
5	8 R.Renauer/N.Siedler	TONINO Team Herberth	Porsche 911 GT3 R	4	1:30.990	0.506	0.044	171,2	16:52:14
6	3 C.Engelhart/J.van Lagen	GW IT Racing Team Schütz Motors	Porsche 911 GT3 R	4	1:31.205	0.721	0.215	170,8	16:56:37
7	20 M.Sandritter/J.Klingmann	PIXUM Team Schubert	BMW Z4 GT3	4	1:31.236	0.752	0.031	170,7	16:48:10
8	19 C.Hürtgen/D.Baumann	PIXUM Team Schubert	BMW Z4 GT3	10	1:31.358	0.874	0.122	170,5	16:57:29
9	5 M.Farnbacher/N.Morcom	Farnbacher Racing	Porsche 911 GT3 R	5	1:31.380	0.896	0.022	170,4	16:53:19
10	13 D.Jahn/S.Barth	RWT Racing Team	Corvette Z06.R GT3	6	1:31.413	0.929	0.033	170,4	16:53:14
11	6 S.Asch/P.Frommenwiler	Farnbacher Racing	Porsche 911 GT3 R	3	1:31.422	0.938	0.009	170,3	16:53:23
12	21 L.Ludwig/A.Day	BKK Mobil Oil Zakspeed	Mercedes-Benz SLS AMG GT3	3	1:31.424	0.940	0.002	170,3	16:55:44
13	11 F.Hamprecht/N.Thiim	Prosperia C. Abt Racing	Audi R8 LMS ultra	3	1:31.448	0.964	0.024	170,3	16:55:39
14	10 K.van der Linde/R.Rast	Prosperia C. Abt Racing	Audi R8 LMS ultra	5	1:31.464	0.980	0.016	170,3	17:00:23
15	27 L.Stolz/H.Frentzen	H.T.P. Motorsport	Mercedes-Benz SLS AMG GT3	10	1:31.562	1.078	0.098	170,1	17:05:28
16	22 N.Bastian/J.Alguersuari	ROWE Racing	Mercedes-Benz SLS AMG GT3	6	1:31.639	1.155	0.077	169,9	17:03:41
17	17 R.Lips(*G*)/L.Marionek	Callaway Competition	Corvette Z06.R GT3	5	1:31.767	1.283	0.128	169,7	16:52:21
18	2 P.Assenheimer/D.Alessi	Callaway Competition	Corvette Z06.R GT3	11	1:31.788	1.304	0.021	169,7	17:05:20
19	100 D.Dobitsch/F.Stoll	kfzteile24 APR Motorsport	Audi R8 LMS ultra	5	1:32.037	1.553	0.249	169,2	16:55:33
20	9 D.Jöst(*G*)/S.Wackerbauer	TONINO Team Herberth	Porsche 911 GT3 R	7	1:32.234	1.750	0.197	168,8	16:55:36
21	31 S.Halek/S.Bickel	GRT Grasser Racing Team	Lamborghini Gallardo FL2	7	1:32.327	1.843	0.093	168,7	16:52:44
22	18 T.Seiler(*G*)/J.Bleekemolen	Callaway Competition	Corvette Z06.R GT3	5	1:32.407	1.923	0.080	168,5	16:52:08
23	23 J.Seyffarth/M.Engel	ROWE Racing	Mercedes-Benz SLS AMG GT3	6	1:32.437	1.953	0.030	168,5	16:56:51
24	16 P.Geipel/R.Frey	YACO Racing	Audi R8 LMS ultra	6	1:32.508	2.024	0.071	168,3	17:02:36
25	14 F.Spengler/M.Asmer	MRS GT-Racing	McLaren MP4-12C GT3	12	1:32.509	2.025	0.001	168,3	17:04:48
26	7 H.Handlos(*G*)/A.Renauer	TONINO Team Herberth	Porsche 911 GT3 R	4	1:32.564	2.080	0.055	168,2	16:47:24
27	4 A.Wossos(*G*)/W.Nathan(*G*)	GW IT Racing Team Schütz Motors	Porsche 911 GT3 R	3	1:32.876	2.392	0.312	167,7	16:46:21

Following race director decision cancellation of the relevant lap time track limits no. 20,14,11,26,10,3,22,100

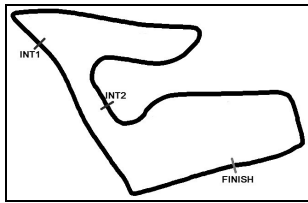
(*G*) marks the gentlemen driver

Subject to final scrutineering!

Publications Time:

Clerk of the course:

Time Keeping:



ADAC GT Masters

Lap Analysis Qualifying 1



Provisional

Reg. Nr.: OSK CR 07/2014

Friday 6.6.2014 16:40

Red Bull Ring, Length: 4326 m

Air temperature: 26.6°C

Track temperature: 27.8°C

Weather condition: Dry

Lap	Time	SE1	SP1	SE2	SP2	SE3	SP3	Lap	Time	SE1	SP1	SE2	SP2	SE3	SP3
1	Oliver Gavin, GBR/ Daniel Keilwitz, DEU							theoretical besttime: 1:30.432							
1	3:07.575	1:39.169	156	53.835	113	34.571	191	6	9:51.906	8:41.061	146	42.309	157	28.536	210
2	1:37.597	25.776	208	42.948	158	28.873	208	7	1:30.766	22.647	244	39.918	167	28.201	209
3	1:31.440	22.623	243	40.428	165	28.389	210	8	1:31.864	23.233	241	40.194	163	28.437	210
4	1:30.780	22.760	244	39.867	169	28.153	210	9	1:30.484	22.580	245	39.756	166	28.148	210
5	1:43.859	22.528	246	39.883	163	41.448		10	1:54.214	26.427	190	46.901	135	40.886	

2	Patrick Assenheimer, DEU/ Diego Alessi, ITA							theoretical besttime: 1:31.788							
1	6:00.479	4:35.801	189	50.120	130	34.558	199	7	1:38.323	23.013	243	41.082	158	34.228	
2	1:45.191	26.419	163	48.301	137	30.471	187	8	4:45.111	3:34.679	235	41.689	160	28.743	209
3	1:57.013	44.575	137	43.363	148	29.075	210	9	1:32.376	23.217	244	40.565	163	28.594	210
4	1:32.440	23.053	243	40.745	155	28.642	209	10	1:32.110	23.101	243	40.556	162	28.453	209
5	1:32.334	23.011	244	40.722	158	28.601	209	11	1:31.788	22.970	244	40.460	157	28.358	209
6	1:33.213	23.046	244	40.932	156	29.235	208	12	1:53.918	24.269	199	46.669	129	42.980	

3	Christian Engelhart, DEU/ Jaap van Lagen, NLD							theoretical besttime: 1:30.993							
1	12:02.306	10:41.367	202	49.758	123	31.181	203	5	1:31.476	23.049	236	39.946	171	28.481	204
2	1:32.255	23.244	235	40.341	163	28.670	202	6	1:31.419	22.999	237	39.866	171	28.554	202
3	1:31.788	23.192	236	40.150	161	28.446	201	7	1:31.940	22.902	238	40.295	171	28.743	200
4	1:31.205	23.097	236	39.803	165	28.305	203	8	1:36.439	23.227	236	40.012	168	33.200	
	1:31.370	22:949	236	39.786	171	28:635	203								

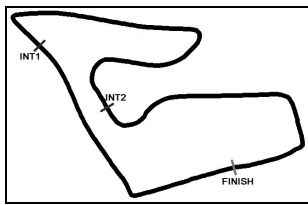
4	Antonios Wossos, GRC/ Wolf Nathan, NLD							theoretical besttime: 1:32.567							
1	3:12.510	1:55.028	169	45.991	133	31.491	198	6	5:12.141	4:00.410	231	41.832	153	29.899	200
2	1:36.114	23.870	220	42.010	150	30.234	200	7	1:33.237	23.459	235	40.739	160	29.039	202
3	1:32.876	23.347	235	40.559	158	28.970	203	8	1:32.879	23.341	235	40.487	162	29.051	201
4	1:33.006	23.215	236	40.922	161	28.869	203	9	1:33.360	23.403	234	40.483	158	29.474	194
5	1:40.966	24.386	219	41.668	154	34.912		10	1:44.493	24.390	220	42.535	155	37.568	

5	Mario Farnbacher, DEU/ Nathan Morcom, AUS							theoretical besttime: 1:31.304							
1	7:11.484	5:53.469	200	44.827	148	33.188	204	5	1:31.380	22.877	239	40.085	163	28.418	203
2	1:32.988	23.304	237	40.971	158	28.713	204	6	1:31.637	22.903	239	40.048	162	28.686	201
3	1:32.155	23.043	239	40.563	157	28.549	204	7	1:31.788	23.015	239	40.312	156	28.461	204
4	1:31.651	22.838	238	40.249	168	28.564	205	8	1:56.868	24.287	193	51.164	148	41.417	

6	Sebastian Asch, DEU/ Philipp Frommenwiler, CHE							theoretical besttime: 1:31.248							
1	10:19.868	9:06.156	216	44.685	154	29.027	205	5	1:31.551	23.165	238	40.091	164	28.295	205
2	1:32.485	23.135	238	40.398	174	28.952	205	6	1:31.481	22.958	240	40.076	160	28.447	206
3	1:31.422	22.877	239	40.122	165	28.423	206	7	1:36.426	22.949	241	40.429	166	33.048	
4	1:31.829	22.985	238	40.396	164	28.448	203								

7	Herbert Handlos, AUT/ Alfred Renauer, DEU							theoretical besttime: 1:32.285							
1	2:40.410	1:18.610	162	49.987	122	31.813	198	6	1:42.033	24.431	211	41.782	144	35.820	
2	1:38.629	25.436	196	43.579	143	29.614	203	7	7:39.474	6:27.713	230	41.982	142	29.779	203
3	1:32.986	23.152	237	40.932	156	28.902	205	8	1:32.658	23.220	236	40.706	149	28.732	203
4	1:32.564	23.144	237	40.729	157	28.691	205	9	1:32.754	23.052	238	40.618	152	29.084	197
5	1:32.991	22.976	237	40.904	151	29.111	203	10	1:43.195	23.350	237	43.261	145	36.584	

8	Robert Renauer, DEU/ Norbert Siedler, AUT							theoretical besttime: 1:30.990							
1	7:37.983	6:17.485	138	49.527	141	30.971	199	5	1:37.299	22.872	235	43.669	125	30.758	205
2	1:34.024	23.633	218	41.581	155	28.810	205	6	1:31.404	22.860	239	40.037	163	28.507	202
3	1:31.484	22.941	238	40.142	161	28.401	205	7	1:47.250	22.977	238	45.195	138	39.078	
4	1:30.990	22.818	239	39.863	159	28.309	205								



ADAC GT Masters

Lap Analysis Qualifying 1



Provisional

Reg. Nr.: OSK CR 07/2014

Friday 6.6.2014 16:40

Red Bull Ring, Length: 4326 m

Air temperature: 26.6°C

Track temperature: 27.8°C

Weather condition: Dry

Lap	Time	SE1	SP1	SE2	SP2	SE3	SP3	Lap	Time	SE1	SP1	SE2	SP2	SE3	SP3
9 Dominic Jöst, DEU/ Stefan Wackerbauer, DEU								theoretical besttime: 1:32.033							
1	6:20.545	5:07.226	196	43.907	149	29.412	200	6	1:32.558	23.245	237	40.656	160	28.657	203
2	1:33.247	23.599	235	40.976	161	28.672	203	7	1:32.234	23.174	236	40.395	160	28.665	202
3	1:33.486	23.763	225	41.191	160	28.532	205	8	1:32.790	23.127	237	40.683	163	28.980	202
4	1:32.292	23.106	237	40.462	166	28.724	203	9	1:38.925	23.497	232	41.661	153	33.767	
5	1:32.659	23.170	238	40.812	160	28.677	203								

10 Kelvin van der Linde, ZAF/ Rene Rast, DEU								theoretical besttime: 1:31.297							
1	10:58.685	9:42.449	166	46.674	138	29.562	201	5	1:31.464	23.038	236	39.868	159	28.558	202
2	1:36.996	23.532	189	43.883	135	29.581	203	6	1:40.641	23.619	211	44.905	130	32.117	203
3	1:31.839	23.176	236	40.172	165	28.491	203	7	1:31.624	22.973	236	40.154	159	28.497	202
	1:31.415	22:971	235	39:945	162	28:499	201	8	1:33.951	22.938	236	39.880	166	31.133	158
	1:34.004	22:992	237	39:963	165	31:049	195	9	1:58.849	27.719	169	48.635	136	42.495	
4	1:38.948	24.576	232	42.858	150	31.514	204								

11 Fabian Hamprecht, DEU/ Nicki Thiim, DNK								theoretical besttime: 1:31.367							
1	10:59.015	9:44.278	173	45.156	133	29.581	203	4	1:32.409	22.988	237	40.181	161	29.240	194
	1:35.837	23:280	235	40:900	154	31:657	195	5	1:32.075	23.230	236	40.283	155	28.562	203
2	1:33.642	23.485	199	41.692	152	28.465	204	6	1:36.635	23.158	234	40.284	159	33.193	
3	1:31.448	23.019	236	40.231	158	28.198	205								

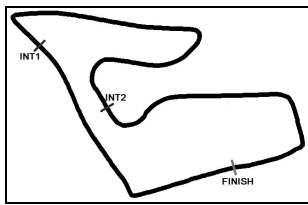
13 David Jahn, DEU/ Sven Barth, DEU								theoretical besttime: 1:31.393							
1	5:35.273	4:21.908	193	43.981	145	29.384	206	5	1:31.938	22.857	242	40.562	156	28.519	208
2	1:32.331	23.121	241	40.649	155	28.561	208	6	1:31.413	22.778	243	40.195	157	28.440	208
3	1:31.605	22.905	242	40.280	155	28.420	208	7	1:41.332	23.641	215	42.057	143	35.634	
4	1:31.910	22.908	242	40.445	156	28.557	208								

14 Florian Spengler, DEU/ Marko Asmer, EST								theoretical besttime: 1:32.143							
1	4:35.112	3:17.666	171	45.260	108	32.186	201	8	1:32.786	23.199	238	40.580	159	29.007	203
2	1:33.957	23.400	237	41.314	150	29.243	203	9	1:33.029	23.050	238	40.844	149	29.135	201
3	1:33.132	23.132	237	41.051	152	28.949	203	10	1:32.836	23.156	238	40.895	157	28.785	202
4	1:33.717	23.109	237	40.706	157	29.902	202	11	1:32.722	23.053	239	40.700	153	28.969	202
5	1:32.722	23.196	238	40.708	151	28.818	203	12	1:32.509	23.122	238	40.358	160	29.029	203
	1:32.544	23.000	237	40:662	155	28.882	204	13	1:32.690	23.182	238	40.660	154	28.848	203
6	1:42.356	24.321	172	42.611	141	35.424		14	1:47.192	23.264	238	42.767	122	41.161	
7	3:00.850	1:50.329	232	41.160	155	29.361	202								

16 Philip Geipel, DEU/ Rahel Frey, CHE								theoretical besttime: 1:32.277							
1	14:38.869	13:09.409	112	55.695	137	33.765	185	5	1:32.576	23.378	234	40.583	162	28.615	200
2	1:46.334	27.720	197	50.000	159	28.614	201	6	1:32.508	23.347	232	40.713	166	28.448	201
3	1:32.828	23.560	233	40.921	167	28.347	202	7	1:37.844	23.693	232	40.713	165	33.438	
4	1:33.293	23.463	231	41.122	159	28.708	202								

17 Remo Lips, CHE/ Lennart Marioneck, DEU								theoretical besttime: 1:31.495							
1	6:13.323	4:51.292	109	47.420	139	34.611	204	5	1:31.767	22.798	241	40.418	150	28.551	207
2	1:32.893	23.317	239	41.084	149	28.492	207	6	1:32.357	23.051	242	40.741	148	28.565	206
3	1:32.079	22.946	241	40.344	152	28.789	205	7	1:56.244	24.359	195	45.013	131	46.872	
4	1:31.826	23.017	241	40.456	152	28.353	207								

18 Toni Seiler, CHE/ Jeroen Bleekemolen, NLD								theoretical besttime: 1:32.173							
1	5:51.526	4:32.055	179	47.593	130	31.878	176	7	4:14.444	2:53.342	160	51.786	150	29.316	207
2	1:39.093	25.804	211	43.375	147	29.914	206	8	1:32.547	22.965	243	40.465	158	29.117	206
3	1:33.327	23.372	240	40.959	158	28.996	207	9	1:34.023	23.048	238	41.202	162	29.773	207
4	1:32.467	22.970	242	40.523	163	28.974	206	10	1:32.817	22.783	241	40.914	160	29.120	206
5	1:32.407	22.913	242	40.416	156	29.078	205	11	1:52.997	26.101	196	48.445	140	38.451	
6	1:40.579	23.074	243	40.532	156	36.973									



ADAC GT Masters

Lap Analysis Qualifying 1



Provisional

Reg. Nr.: OSK CR 07/2014

Friday 6.6.2014 16:40

Red Bull Ring, Length: 4326 m

Air temperature: 26.6°C

Track temperature: 27.8°C

Weather condition: Dry

Lap	Time	SE1	SP1	SE2	SP2	SE3	SP3	Lap	Time	SE1	SP1	SE2	SP2	SE3	SP3
19	Claudia Hürtgen, DEU/ Dominik Baumann, AUT							theoretical besttime: 1:31.278							
1	3:02.058	1:32.512	155	54.278	127	35.268	171	9	1:31.661	23.084	237	40.067	167	28.510	204
2	1:53.080	28.187	162	54.037	120	30.856	202	10	1:31.358	22.984	236	40.094	164	28.280	202
3	1:32.828	23.385	234	40.775	157	28.668	203	11	1:47.765	23.032	235	40.691	148	44.042	
4	1:31.743	23.156	235	40.238	164	28.349	204	12	3:35.215	2:25.727	231	40.818	155	28.670	204
5	1:52.404	26.847	169	55.799	126	29.758	204	13	1:31.679	23.061	235	40.157	166	28.461	201
6	1:31.856	23.075	234	40.444	163	28.337	203	14	1:31.576	23.088	234	40.066	167	28.422	201
7	1:31.489	22.998	235	40.258	162	28.233	204	15	1:44.381	26.651	191	42.428	152	35.302	
8	1:31.588	22.979	236	40.168	165	28.441	203								

20	Max Sandritter, DEU/ Jens Klingmann, DEU							theoretical besttime: 1:31.082							
1	2:03.474	46.447	158	48.029	152	28.998	202	5	1:44.950	24.919	190	45.594	145	34.437	
2	1:32.768	23.266	234	40.730	161	28.772	205	6	10:02.140	8:50.668	232	43.044	156	28.428	203
3	1:31.772	23.039	235	40.294	168	28.439	204	7	1:31.421	22.907	236	40.215	158	28.299	204
	1:31.312	22.867	236	40.111	169	28.334	206	8	1:31.332	22.938	237	40.202	174	28.192	203
4	1:31.236	22.975	236	40.023	163	28.238	205	9	1:45.479	22.999	237	42.898	147	39.582	

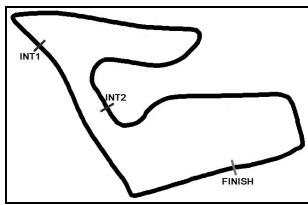
21	Luca Ludwig, DEU/ Alon Day, ISR							theoretical besttime: 1:31.313							
1	12:41.172	11:29.427	209	42.722	148	29.023	204	4	1:31.896	22.869	239	40.385	165	28.642	205
2	1:31.769	22.981	239	40.302	164	28.486	205	5	1:31.459	22.805	239	40.172	157	28.482	205
3	1:31.424	22.916	239	40.054	165	28.454	205	6	1:38.069	22.950	239	41.275	150	33.844	

22	Nico Bastian, DEU/ Jaime Alguersuari, ESP							theoretical besttime: 1:31.577							
1	14:16.344	12:56.626	173	49.531	142	30.187	201		1:41.556	24.993	204	45.284	136	31.279	205
2	1:35.593	23.814	232	42.845	157	28.934	203	6	1:31.639	22.914	239	40.141	174	28.584	201
3	1:32.516	23.139	239	40.171	174	29.206	204	7	1:32.314	23.104	238	40.541	174	28.669	199
4	1:31.908	23.027	239	40.111	166	28.770	204	8	1:58.408	27.508	162	48.900	132	42.000	
5	1:32.281	22.882	239	40.173	181	29.226	189								

23	Jan Seyffarth, DEU/ Maro Engel, DEU							theoretical besttime: 1:32.245							
1	8:52.111	7:30.963	174	48.696	134	32.452	182	7	1:37.032	23.326	237	40.506	165	33.200	
2	1:48.910	27.085	189	50.204	125	31.621	201	8	3:31.285	2:18.892	196	43.374	151	29.019	201
3	1:32.554	23.295	237	40.495	159	28.764	202	9	1:32.911	23.302	238	40.466	160	29.143	200
4	1:32.832	23.155	238	40.622	152	29.055	201	10	1:32.617	23.212	238	40.421	168	28.984	201
5	1:32.514	23.238	237	40.522	163	28.754	202	11	1:46.075	24.556	183	44.939	143	36.580	
6	1:32.437	23.287	237	40.481	165	28.669	201								

24	Albert von Thurn und Taxis, DEU/ Tomas Enge, CZE							theoretical besttime: 1:30.870							
1	2:18.173	55.740	181	49.362	136	33.071	207	8	1:35.094	22.524	245	40.870	157	31.700	210
2	1:33.510	23.264	234	41.263	167	28.983	208	9	1:31.313	22.578	244	40.086	168	28.649	210
3	1:31.551	22.692	243	40.248	175	28.611	209	10	1:41.817	22.678	245	40.284	160	38.855	
4	1:31.631	22.819	243	40.172	173	28.640	209	11	5:50.947	4:37.478	191	42.268	152	31.201	210
5	1:31.464	22.699	243	40.159	172	28.606	210	12	1:31.997	22.733	245	40.252	166	29.012	210
6	1:31.192	22.602	244	39.999	172	28.591	210	13	1:30.946	22.600	245	39.850	170	28.496	210
7	1:31.162	22.624	244	39.946	169	28.592	210	14	2:00.637	27.663	162	48.593	135	44.381	

26	Maximilian Götz, DEU/ Maximilian Buhk, DEU							theoretical besttime: 1:30.868							
1	11:40.132	10:26.175	195	44.306	153	29.651	201	5	1:36.848	23.185	222	43.667	153	29.996	206
2	1:31.661	23.206	236	40.222	170	28.233	204	6	1:30.946	22.804	239	39.975	170	28.167	206
	1:34.783	22.942	234	42.423	152	29.418	205	7	1:35.469	23.011	237	43.044	162	29.414	205
3	1:31.225	23.030	237	39.996	172	28.199	205	8	1:31.250	22.855	239	39.993	168	28.402	203
4	1:30.928	22.855	238	39.897	169	28.176	205	9	1:42.350	22.968	238	40.861	161	38.521	



ADAC GT Masters

Lap Analysis Qualifying 1



Provisional

Reg. Nr.: OSK CR 07/2014

Friday 6.6.2014 16:40

Red Bull Ring, Length: 4326 m

Air temperature: 26.6°C

Track temperature: 27.8°C

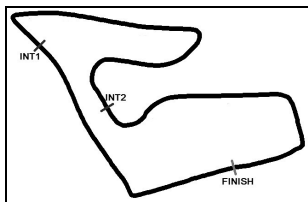
Weather condition: Dry

Lap	Time	SE1	SP1	SE2	SP2	SE3	SP3	Lap	Time	SE1	SP1	SE2	SP2	SE3	SP3
27 Luca Stolz, DEU/ Heinz-Harald Frentzen, DEU								theoretical besttime: 1:31.461							
1	11:26.462	10:09.892	181	47.416	148	29.154	203	7	1:31.846	23.129	238	40.250	166	28.467	202
2	1:32.482	23.205	237	40.685	167	28.592	200	8	1:36.324	23.091	238	40.326	167	32.907	148
3	1:32.913	22.971	238	40.381	168	29.561	203	9	1:41.773	27.607	197	45.641	162	28.525	205
4	1:31.836	22.931	237	40.429	163	28.476	204	10	1:31.562	23.026	238	40.128	162	28.408	204
5	1:31.817	22.925	238	40.192	165	28.700	204	11	1:53.346	24.214	190	47.582	131	41.550	
6	1:31.993	23.030	238	40.387	162	28.576	204								

31 Sascha Halek, AUT/ Sandro Bickel, AUT								theoretical besttime: 1:32.212							
1	1:56.771	36.147	185	48.287	126	32.337	197	9	1:32.677	23.164	237	40.711	158	28.802	203
2	1:40.529	24.930	222	44.574	134	31.025	201	10	1:32.556	23.156	236	40.652	157	28.748	203
3	1:36.430	24.170	231	43.157	145	29.103	204	11	1:33.789	23.219	235	40.644	153	29.926	204
4	1:38.812	23.339	235	41.202	158	34.271		12	1:32.803	23.233	236	40.696	157	28.874	202
5	2:47.438	1:37.451	231	41.077	163	28.910	203	13	1:32.755	23.202	236	40.708	157	28.845	204
6	1:32.726	23.217	235	40.713	158	28.796	204	14	1:34.044	23.018	236	40.871	152	30.155	204
7	1:32.327	23.133	234	40.508	160	28.686	204	15	1:42.330	23.099	236	41.729	151	37.502	
8	1:32.881	23.284	236	40.788	157	28.809	203								

32 Harald Proczyk, AUT/ Gerhard Tweraser, AUT								theoretical besttime: 1:30.793							
1	1:56.082	34.801	187	48.836	133	32.445	197	8	1:31.345	22.701	240	40.106	162	28.538	206
2	1:39.639	24.853	219	44.695	140	30.091	203	9	1:31.082	22.758	240	39.883	160	28.441	206
3	1:36.932	24.475	218	43.582	155	28.875	205	10	1:37.840	23.258	194	45.870	150	28.712	206
4	1:32.137	22.898	238	40.736	159	28.503	206	11	1:32.843	22.750	238	41.541	149	28.552	207
5	1:31.616	22.834	238	40.387	159	28.395	206	12	1:30.817	22.703	239	39.905	164	28.209	205
6	1:37.199	22.706	238	40.307	158	34.186		13	1:45.025	26.122	184	42.677	150	36.226	
7	2:59.486	1:46.445	213	43.320	141	29.721	206								

100 Daniel Dobitsch, AUT/ Florian Stoll, DEU								theoretical besttime: 1:31.889							
1	9:20.595	8:01.587	174	46.845	125	32.163	200	7	3:08.466	1:56.175	170	43.157	148	29.134	201
2	1:36.334	23.913	233	40.896	159	31.525	202	8	1:32.536	23.345	233	40.501	159	28.690	201
3	1:32.361	23.313	231	40.545	159	28.503	202	9	1:32.852	23.385	233	40.685	156	28.782	200
4	1:32.657	23.148	233	40.822	164	28.687	202		1:33.645	23.182	232	40.265	163	30.198	198
5	1:32.037	23.237	233	40.324	159	28.476	201	10	1:48.630	26.597	177	45.711	146	36.322	
6	1:40.258	23.242	234	42.970	161	34.046									



ADAC GT Masters

Start Grid Race 1



Provisional

Reg. Nr.: OSK CR 07/2014

Saturday 7.6.2014 12:00

Red Bull Ring, Length: 4326 m

Air temperature: 20.0°C

Track temperature: 25.4°C

Weather condition: Dry

32 GRT Grasser Racing Team	1:30.817
Harald Proczyk*/ Gerhard Tweraser	
24 Reiter Engineering	1:30.946
Albert von Thurn und Taxis*/ Tomas Enge	
3 GW IT Racing Team Schütz Motors	1:31.205
Christian Engelhart*/ Jaap van Lagen	
19 PIXUM Team Schubert	1:31.358
Claudia Hürtgen*/ Dominik Baumann	
13 RWT Racing Team	1:31.413
David Jahn*/ Sven Barth	
21 BKK Mobil Oil Zakspeed	1:31.424
Luca Ludwig*/ Alon Day	
27 H.T.P. Motorsport	1:31.562
Luca Stolz*/ Heinz-Harald Frentzen	
17 Callaway Competition	1:31.767
Remo Lips*/ Lennart Maroneck	
11 Prosperia C. Abt Racing	1:31.448
Fabian Hamprecht*/ Nicki Thiim	
9 TONINO Team Herberth	1:32.234
Dominic Jöst*/ Stefan Wackerbauer	
18 Callaway Competition	1:32.407
Toni Seiler*/ Jeroen Bleekemolen	
16 YACO Racing	1:32.508
Philip Geipel*/ Rahel Frey	
7 TONINO Team Herberth	1:32.564
Herbert Handlos*/ Alfred Renauer	

1
2
3
4
5
6
7
8
9
10
11
12
13
14

POLE POSITION

1 Callaway Competition	1:30.484
Oliver Gavin*/ Daniel Keilwitz	
26 H.T.P. Motorsport	1:30.928
Maximilian Götz*/ Maximilian Buhk	
8 TONINO Team Herberth	1:30.990
Robert Renauer*/ Norbert Siedler	
20 PIXUM Team Schubert	1:31.236
Max Sandritter*/ Jens Klingmann	
5 Farnbacher Racing	1:31.380
Mario Farnbacher*/ Nathan Morcom	
6 Farnbacher Racing	1:31.422
Sebastian Asch*/ Philipp Frommenwiler	
10 Prosperia C. Abt Racing	1:31.464
Kelvin van der Linde*/ Rene Rast	
22 ROWE Racing	1:31.639
Nico Bastian*/ Jaime Alguersuari	
2 Callaway Competition	1:31.788
Patrick Assenheimer*/ Diego Alessi	
100 kfzteile24 APR Motorsport	1:32.037
Daniel Dobitsch*/ Florian Stoll	
31 GRT Grasser Racing Team	1:32.327
Sascha Halek*/ Sandro Bickel	
23 ROWE Racing	1:32.437
Jan Seyffarth*/ Maro Engel	
14 MRS GT-Racing	1:32.509
Florian Spengler*/ Marko Asmer	
4 GW IT Racing Team Schütz Motors	1:32.876
Antonios Wossos*/ Wolf Nathan	

Following stewards decision no. 81 from Lausitzring - drop of 5 grid positions for car no. 11

* Marks the starting driver

Publications Time:

Clerk of the course:

Time Keeping: