

# ADAC GT Masters

## Result List Qualifying 2



Provisional

Reg. Nr.: OSK CR 07/2014

Friday 6.6.2014 17:15

Red Bull Ring, Length: 4326 m

Air temperature: 26.3°C

Track temperature: 31.7°C

Weather condition: Dry

started : 27      classified : 27      not classified : 0

	Drivers	Team	Car	Lap	Best Time	Gap	Diff	Kph	Day Time
1	1 O.Gavin/ <b>D.Keilwitz</b>	Callaway Competition	Corvette Z06.R GT3	8	<b>1:30.272</b>			172,5	17:37:44
2	24 A.von Thurn und Taxis/ <b>T.Engel</b>	Reiter Engineering	Chevrolet Camaro GT	4	<b>1:30.334</b>	0.062	0.062	172,4	17:33:53
3	32 H.Proczyk/ <b>G.Tweraser</b>	GRT Grasser Racing Team	Lamborghini Gallardo FL2	9	<b>1:30.626</b>	0.354	0.292	171,8	17:32:37
4	18 T.Seiler(*G*)/ <b>J.Bleekemolen</b>	Callaway Competition	Corvette Z06.R GT3	11	<b>1:30.718</b>	0.446	0.092	171,7	17:39:26
5	26 M.Götz/ <b>M.Buhk</b>	H.T.P. Motorsport	Mercedes-Benz SLS AMG GT3	7	<b>1:30.803</b>	0.531	0.085	171,5	17:38:02
6	10 K.van der Linde/ <b>R.Rast</b>	Prosperia C. Abt Racing	Audi R8 LMS ultra	5	<b>1:30.824</b>	0.552	0.021	171,5	17:34:51
7	20 M.Sandritter/ <b>J.Klingmann</b>	PIXUM Team Schubert	BMW Z4 GT3	3	<b>1:30.860</b>	0.588	0.036	171,4	17:22:01
8	19 C.Hürtgen/ <b>D.Baumann</b>	PIXUM Team Schubert	BMW Z4 GT3	6	<b>1:30.873</b>	0.601	0.013	171,4	17:35:37
9	3 C.Engelhart/ <b>J.van Lagen</b>	GW IT Racing Team Schütz Motors	Porsche 911 GT3 R	3	<b>1:30.954</b>	0.682	0.081	171,2	17:30:03
10	2 P.Assenheimer/ <b>D.Alessi</b>	Callaway Competition	Corvette Z06.R GT3	7	<b>1:30.980</b>	0.708	0.026	171,2	17:31:48
11	8 R.Renauer/ <b>N.Siedler</b>	TONINO Team Herberth	Porsche 911 GT3 R	6	<b>1:31.177</b>	0.905	0.197	170,8	17:37:55
12	17 R.Lips(*G*)/ <b>L.Marionek</b>	Callaway Competition	Corvette Z06.R GT3	6	<b>1:31.191</b>	0.919	0.014	170,8	17:34:54
13	21 L.Ludwig/ <b>A.Day</b>	BKK Mobil Oil Zakspeed	Mercedes-Benz SLS AMG GT3	4	<b>1:31.234</b>	0.962	0.043	170,7	17:26:19
14	11 F.Hamprecht/ <b>N.Thiim</b>	Prosperia C. Abt Racing	Audi R8 LMS ultra	6	<b>1:31.269</b>	0.997	0.035	170,6	17:38:50
15	6 S.Asch/ <b>P.Frommenwiler</b>	Farnbacher Racing	Porsche 911 GT3 R	4	<b>1:31.347</b>	1.075	0.078	170,5	17:31:32
16	13 D.Jahn/ <b>S.Barth</b>	RWT Racing Team	Corvette Z06.R GT3	5	<b>1:31.367</b>	1.095	0.020	170,5	17:25:29
17	27 L.Stolz/ <b>H.Frentzen</b>	H.T.P. Motorsport	Mercedes-Benz SLS AMG GT3	4	<b>1:31.449</b>	1.177	0.082	170,3	17:31:56
18	23 J.Seyffarth/ <b>M.Engel</b>	ROWE Racing	Mercedes-Benz SLS AMG GT3	5	<b>1:31.520</b>	1.248	0.071	170,2	17:29:17
19	22 N.Bastian/ <b>J.Alguersuari</b>	ROWE Racing	Mercedes-Benz SLS AMG GT3	6	<b>1:31.565</b>	1.293	0.045	170,1	17:35:23
20	7 H.Handlos(*G*)/ <b>A.Renauer</b>	TONINO Team Herberth	Porsche 911 GT3 R	7	<b>1:31.654</b>	1.382	0.089	169,9	17:38:54
21	31 S.Halek/ <b>S.Bickel</b>	GRT Grasser Racing Team	Lamborghini Gallardo FL2	9	<b>1:31.683</b>	1.411	0.029	169,9	17:32:15
22	9 D.Jöst(*G*)/ <b>S.Wackerbauer</b>	TONINO Team Herberth	Porsche 911 GT3 R	4	<b>1:31.734</b>	1.462	0.051	169,8	17:31:19
23	100 D.Dobitsch/ <b>F.Stoll</b>	kfzteile24 APR Motorsport	Audi R8 LMS ultra	10	<b>1:31.802</b>	1.530	0.068	169,6	17:39:23
24	14 F.Spengler/ <b>M.Asmer</b>	MRS GT-Racing	McLaren MP4-12C GT3	7	<b>1:31.856</b>	1.584	0.054	169,5	17:33:41
25	16 P.Geipel/ <b>R.Frey</b>	YACO Racing	Audi R8 LMS ultra	4	<b>1:32.111</b>	1.839	0.255	169,1	17:22:44
26	5 M.Farnbacher/ <b>N.Morcom</b>	Farnbacher Racing	Porsche 911 GT3 R	8	<b>1:32.309</b>	2.037	0.198	168,7	17:32:58
27	4 A.Wossos(*G*)/ <b>W.Nathan(*G*)</b>	GW IT Racing Team Schütz Motors	Porsche 911 GT3 R	3	<b>1:33.116</b>	2.844	0.807	167,2	17:20:29

Following race director decision cancellation of the relevant lap time track limits no. 18,17,31,9,1,100,13,26,10,27,11,19,22,3

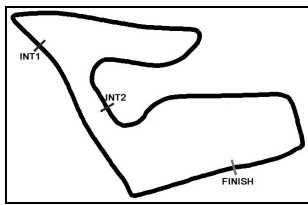
(\*G\*) marks the gentlemen driver

Subject to final scrutineering!

Publications Time:

Clerk of the course:

Time Keeping:



# ADAC GT Masters

## Lap Analysis Qualifying 2



Provisional

Reg. Nr.: OSK CR 07/2014

Friday 6.6.2014 17:15

Red Bull Ring, Length: 4326 m

Air temperature: 26.3°C

Track temperature: 31.7°C

Weather condition: Dry

Lap	Time	SE1	SP1	SE2	SP2	SE3	SP3	Lap	Time	SE1	SP1	SE2	SP2	SE3	SP3
<b>1</b>	Oliver Gavin, GBR/ Daniel Keilwitz, DEU							<b>theoretical besttime: 1:30.177</b>							
1	2:28.026	1:10.943	203	45.083	133	32.000	202	1	1:35.226	22.559	<b>245</b>	39.716	163	32.951	-
2	1:37.843	23.620	229	41.164	153	33.059	210	6	7:48.806	6:38.601	224	41.787	152	28.418	210
3	1:31.130	22.669	244	40.284	159	28.177	209	7	1:30.572	22.633	244	39.713	160	28.226	<b>211</b>
4	1:30.337	22.618	<b>245</b>	39.635	<b>165</b>	<b>28.084</b>	210	<b>8</b>	<b>1:30.272</b>	<b>22.471</b>	244	<b>39.622</b>	161	28.179	208
	1:39.895	22.535	244	48.030	148	29.330	209		1:37.321	22.714	243	40.821	153	33.786	-
5	1:32.752	22.542	<b>245</b>	39.687	164	30.523	210								

<b>2</b>	Patrick Assenheimer, DEU/ Diego Alessi, ITA							<b>theoretical besttime: 1:30.762</b>							
1	7:37.703	6:11.124	201	54.724	143	31.855	206	<b>7</b>	<b>1:30.980</b>	22.620	244	<b>39.818</b>	160	28.542	210
2	1:33.258	23.458	242	40.907	159	28.893	208	8	1:44.831	23.878	189	48.070	129	32.883	211
3	1:31.169	22.736	244	39.980	155	28.453	210	9	1:32.928	22.641	<b>245</b>	40.535	138	29.752	211
4	1:33.701	22.714	244	40.231	159	30.756	208	10	1:31.592	<b>22.574</b>	<b>245</b>	40.014	163	29.004	203
5	1:31.089	22.735	<b>245</b>	39.984	<b>163</b>	<b>28.370</b>	<b>211</b>	11	2:23.907	32.018	120	1:01.282	110	50.607	-
6	1:31.044	22.688	<b>245</b>	39.827	161	28.529	207								

<b>3</b>	Christian Engelhart, DEU/ Jaap van Lagen, NLD							<b>theoretical besttime: 1:30.641</b>							
1	11:59.618	10:30.925	178	58.757	146	29.936	202	6	1:31.500	22.828	<b>237</b>	40.133	168	28.539	205
2	1:33.131	23.536	235	40.640	163	28.955	203	7	1:31.409	23.013	<b>237</b>	39.771	163	28.625	201
3	<b>1:30.954</b>	22.959	237	39.850	<b>168</b>	<b>28.145</b>	204	8	1:46.410	28.323	151	48.473	143	29.614	<b>205</b>
4	1:33.186	<b>22.785</b>	236	41.130	154	29.271	204		1:40.828	22.877	<b>237</b>	41.534	153	36.417	-
5	1:33.627	22.930	237	<b>39.711</b>	167	30.986	203								

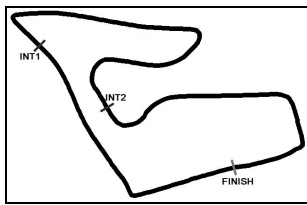
<b>4</b>	Antonios Wossos, GRC/ Wolf Nathan, NLD							<b>theoretical besttime: 1:32.815</b>							
1	2:22.164	1:05.200	181	45.945	139	31.019	198	6	1:33.120	23.419	234	<b>40.495</b>	163	29.206	200
2	1:33.916	23.982	233	40.741	162	29.193	198	7	1:33.915	23.740	234	40.550	162	29.625	201
3	<b>1:33.116</b>	23.447	234	40.635	161	<b>29.034</b>	201	8	1:33.861	24.060	235	40.617	<b>164</b>	29.184	202
4	1:43.326	24.522	205	42.100	158	36.704		9	1:33.465	<b>23.286</b>	<b>236</b>	40.906	159	29.273	<b>202</b>
5	2:38.633	1:27.818	172	41.542	158	29.273	202	10	1:44.770	24.500	197	42.161	149	38.109	-

<b>5</b>	Mario Farnbacher, DEU/ Nathan Morcom, AUS							<b>theoretical besttime: 1:32.133</b>							
1	4:11.256	2:51.907	163	46.794	148	32.555	201	6	1:32.517	23.161	238	40.574	163	28.782	202
2	1:43.988	23.728	235	41.438	155	38.822		7	1:32.351	<b>23.043</b>	238	40.614	163	28.694	<b>204</b>
3	4:20.075	3:09.627	229	41.491	163	28.957	202	<b>8</b>	<b>1:32.309</b>	23.050	238	40.584	163	<b>28.675</b>	<b>203</b>
4	1:33.533	23.323	236	41.367	160	28.843	203	9	1:32.331	23.143	<b>239</b>	<b>40.415</b>	<b>165</b>	28.773	204
5	1:32.368	23.105	238	40.527	161	28.736	203	10	1:48.861	24.223	175	45.614	159	39.024	-

<b>6</b>	Sebastian Asch, DEU/ Philipp Frommenwiler, CHE							<b>theoretical besttime: 1:31.164</b>							
1	11:56.674	10:42.711	156	44.520	155	29.443	203	5	1:31.421	22.957	237	40.048	167	28.416	203
2	1:32.581	23.356	233	40.698	167	28.527	203	6	1:31.524	22.957	<b>238</b>	40.048	168	28.519	202
3	1:31.571	23.050	237	40.211	<b>169</b>	<b>28.310</b>	<b>204</b>	7	1:33.875	<b>22.926</b>	237	40.703	155	30.246	203
4	<b>1:31.347</b>	22.967	237	<b>39.928</b>	164	28.452	<b>204</b>	8	1:39.382	23.077	236	40.359	168	35.946	-

<b>7</b>	Herbert Handlos, AUT/ Alfred Renauer, DEU							<b>theoretical besttime: 1:31.473</b>							
1	14:38.304	13:17.359	179	50.655	126	30.290	199	6	1:31.835	<b>22.959</b>	238	40.080	<b>169</b>	28.796	203
2	1:36.195	23.460	235	43.677	149	29.058	203	<b>7</b>	<b>1:31.654</b>	23.019	237	<b>39.974</b>	163	28.661	204
3	1:32.021	23.030	237	40.451	161	<b>28.540</b>	201	8	1:31.771	23.078	236	40.093	161	28.600	203
4	1:32.224	23.277	237	40.293	162	28.654	204	9	1:45.766	24.603	187	43.217	147	37.946	-
5	1:31.942	23.050	<b>238</b>	40.181	160	28.711	<b>205</b>								

<b>8</b>	Robert Renauer, DEU/ Norbert Siedler, AUT							<b>theoretical besttime: 1:30.969</b>							
1	15:11.405	13:48.178	194	51.012	147	32.215	201	<b>6</b>	<b>1:31.177</b>	<b>22.807</b>	238	39.955	<b>172</b>	28.415	<b>205</b>
2	1:36.425	23.398	236	40.436	166	32.591	202	7	1:31.395	22.846	<b>239</b>	40.049	158	28.500	204
3	1:31.367	22.904	238	40.149	166	<b>28.314</b>	203	8	1:31.411	22.877	<b>239</b>	40.052	160	28.482	203
4	1:31.583	22.947	238	40.117	161	28.519	203	9	2:15.103	28.416	152	53.099	122	53.588	-
5	1:34.024	22.817	239	<b>39.848</b>	171	31.359	203								



# ADAC GT Masters

## Lap Analysis Qualifying 2



Provisional

Reg. Nr.: OSK CR 07/2014

Friday 6.6.2014 17:15

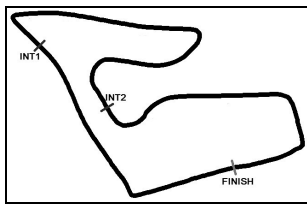
Red Bull Ring, Length: 4326 m

Air temperature: 26.3°C

Track temperature: 31.7°C

Weather condition: Dry

Lap	Time	SE1	SP1	SE2	SP2	SE3	SP3	Lap	Time	SE1	SP1	SE2	SP2	SE3	SP3
<b>9</b> Dominic Jöst, DEU/ Stefan Wackerbauer, DEU								<b>theoretical besttime: 1:31.585</b>							
	7:00.543	5:40.929	143	47.188	144	32.426	185	3	1:32.086	23.097	237	40.584	162	<b>28.405</b>	203
1	1:34.989	24.887	233	41.242	161	28.860	201	<b>4</b>	<b>1:31.734</b>	<b>22.929</b>	237	<b>40.251</b>	<b>166</b>	28.554	203
	1:33.407	23.492	235	40.825	162	29.090	203	5	1:34.017	22.948	237	41.591	137	29.478	<b>204</b>
	1:32.485	23.181	236	40.621	164	28.683	202	6	1:42.771	22.958	<b>238</b>	41.636	146	38.177	
2	1:34.297	23.032	236	41.903	154	29.362	203								
<b>10</b> Kelvin van der Linde, ZAF/ Rene Rast, DEU								<b>theoretical besttime: 1:30.770</b>							
1	11:59.204	10:32.828	168	52.028	146	34.348	187		1:41.611	24.590	191	48.345	147	28.676	205
2	1:37.889	26.622	200	42.966	157	28.301	204	<b>5</b>	<b>1:30.824</b>	22.863	237	39.821	164	<b>28.140</b>	<b>205</b>
3	1:31.393	23.032	236	39.964	157	28.397	203	6	1:42.938	22.935	<b>238</b>	47.001	134	33.002	205
4	1:30.994	22.944	236	<b>39.785</b>	162	28.265	204	7	1:40.911	<b>22.845</b>	236	39.975	<b>169</b>	38.091	
<b>11</b> Fabian Hamprecht, DEU/ Nicki Thiim, DNK								<b>theoretical besttime: 1:31.101</b>							
1	14:30.075	13:17.610	188	43.603	154	28.862	202		1:38.325	23.155	235	42.669	117	32.501	<b>204</b>
2	1:31.740	23.221	234	40.288	167	<b>28.231</b>	202	5	1:31.328	23.040	235	40.043	165	28.245	204
3	1:31.309	23.034	235	39.863	<b>170</b>	28.412	202	<b>6</b>	<b>1:31.269</b>	23.147	234	<b>39.847</b>	168	28.275	202
4	1:36.877	<b>23.023</b>	<b>236</b>	41.173	130	32.681	204	7	2:00.075	24.818	194	51.688	135	43.569	
<b>13</b> David Jahn, DEU/ Sven Barth, DEU								<b>theoretical besttime: 1:31.321</b>							
1	4:19.227	3:00.545	204	47.656	155	31.026	206	6	1:31.473	22.820	241	<b>40.134</b>	166	28.519	207
2	1:33.586	23.107	239	40.646	165	29.833	177		1:38.175	<b>22.803</b>	240	41.843	147	33.529	-
3	1:33.065	23.712	239	40.800	163	28.553	206	7	5:24.842	4:14.009	232	41.256	163	29.577	207
4	1:32.048	22.893	240	40.508	164	28.647	205	8	1:32.691	22.862	<b>242</b>	40.182	<b>169</b>	29.647	190
5	<b>1:31.367</b>	22.834	241	40.149	166	<b>28.384</b>	<b>207</b>	9	1:43.879	24.839	205	44.355	159	34.685	
<b>14</b> Florian Spengler, DEU/ Marko Asmer, EST								<b>theoretical besttime: 1:31.651</b>							
1	9:22.816	8:02.943	180	49.000	133	30.873	204	6	1:32.064	23.017	238	40.375	<b>162</b>	28.672	204
2	1:32.648	23.273	237	40.684	154	28.691	<b>205</b>	<b>7</b>	<b>1:31.856</b>	23.015	238	<b>40.154</b>	161	28.687	203
3	1:34.162	23.100	238	40.388	162	30.674	146	8	1:32.170	<b>22.937</b>	<b>239</b>	40.355	158	28.878	203
4	1:35.993	25.556	233	41.420	153	29.017	205	9	1:40.173	23.004	239	40.310	160	36.859	
5	1:31.963	22.952	<b>239</b>	40.451	159	<b>28.560</b>	205								
<b>16</b> Philip Geipel, DEU/ Rahel Frey, CHE								<b>theoretical besttime: 1:31.840</b>							
1	3:05.187	1:47.409	202	48.014	145	29.764	199	<b>4</b>	<b>1:32.111</b>	23.436	233	<b>40.126</b>	158	28.549	
2	1:34.556	23.752	231	41.486	159	29.318	199	5	1:32.254	23.403	233	40.371	<b>163</b>	<b>28.480</b>	201
3	1:32.259	23.433	<b>233</b>	40.321	159	28.505	<b>202</b>	6	1:42.118	<b>23.234</b>	233	43.426	126	35.458	
<b>17</b> Remo Lips, CHE/ Lennart Marioneck, DEU								<b>theoretical besttime: 1:31.066</b>							
1	3:10.002	1:54.628	166	44.357	115	31.017	206	4	8:40.104	7:29.860	238	41.308	149	28.936	208
2	1:32.732	23.287	242	40.844	154	28.601	207	5	1:31.439	22.628	243	40.401	158	28.410	208
3	1:31.838	22.696	242	40.580	<b>160</b>	28.562	209	<b>6</b>	<b>1:31.191</b>	22.650	243	<b>40.201</b>	154	<b>28.340</b>	<b>209</b>
	1:57.404	25.666	178	51.704	136	40.034	-	7	1:37.755	<b>22.525</b>	<b>244</b>	40.399	160	34.831	
<b>18</b> Toni Seiler, CHE/ Jeroen Bleekemolen, NLD								<b>theoretical besttime: 1:30.432</b>							
1	4:31.421	3:15.410	173	46.309	157	29.702	207	7	1:30.868	<b>22.556</b>	245	39.936	171	28.376	209
2	1:31.624	22.914	243	40.233	166	28.477	208	8	1:30.724	22.575	246	39.858	168	28.291	210
	1:38.231	25.758	188	43.500	160	28.973	208	9	1:30.824	22.644	<b>247</b>	40.028	<b>173</b>	<b>28.152</b>	<b>210</b>
3	1:39.796	22.800	242	47.179	143	29.817	209	10	1:39.936	24.644	196	45.283	158	30.009	210
4	1:30.847	22.669	244	39.845	161	28.333	208	<b>11</b>	<b>1:30.718</b>	22.667	245	<b>39.724</b>	170	28.327	207
5	1:58.774	22.624	244	39.894	169	56.256		12	1:31.074	22.588	244	39.757	167	28.729	205
6	3:52.567	2:36.959	215	45.851	140	29.757	208	13	2:13.671	28.867	153	53.209	126	51.595	



# ADAC GT Masters

## Lap Analysis Qualifying 2



Provisional

Reg. Nr.: OSK CR 07/2014

Friday 6.6.2014 17:15

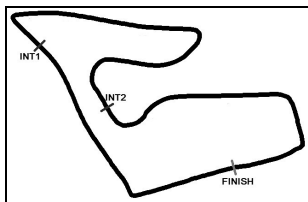
Red Bull Ring, Length: 4326 m

Air temperature: 26.3°C

Track temperature: 31.7°C

Weather condition: Dry

Lap	Time	SE1	SP1	SE2	SP2	SE3	SP3	Lap	Time	SE1	SP1	SE2	SP2	SE3	SP3
<b>19</b> Claudia Hürtgen, DEU/ Dominik Baumann, AUT								<b>theoretical besttime: 1:30.692</b>							
1	12:51.144	11:19.488	125	56.851	126	34.805	180	5	1:35.612	23.157	<b>237</b>	43.266	139	29.189	205
2	1:37.308	25.716	189	42.963	151	28.629	204	<b>6</b>	<b>1:30.873</b>	22.948	<b>237</b>	39.856	163	<b>28.069</b>	204
3	1:31.737	23.105	235	40.279	161	28.353	203		1:30.716	<b>22.850</b>	236	<b>39.773</b>	166	28.093	<b>206</b>
4	1:31.353	23.060	235	39.980	166	28.313	204	7	1:40.999	22.902	236	39.853	<b>174</b>	38.244	
<b>20</b> Max Sandritter, DEU/ Jens Klingmann, DEU								<b>theoretical besttime: 1:30.644</b>							
1	3:59.106	2:48.413	205	42.354	160	28.339	204	6	10:47.989	9:35.295	125	44.449	161	28.245	204
2	1:31.205	23.092	<b>236</b>	40.046	168	28.067	<b>206</b>	7	1:30.901	23.043	235	<b>39.733</b>	172	28.125	203
3	<b>1:30.860</b>	22.984	<b>236</b>	39.859	171	<b>28.017</b>	204	8	1:31.293	<b>22.894</b>	<b>236</b>	39.800	<b>174</b>	28.599	204
4	1:30.990	22.982	235	39.906	172	28.102	206	9	2:27.627	23.088	<b>236</b>	55.850	116	1:08.689	
5	1:38.907	23.862	205	42.149	161	32.896									
<b>21</b> Luca Ludwig, DEU/ Alon Day, ISR								<b>theoretical besttime: 1:31.234</b>							
1	6:43.857	5:32.612	227	42.435	167	28.810	203	<b>4</b>	<b>1:31.234</b>	<b>22.913</b>	238	<b>39.924</b>	177	<b>28.397</b>	203
2	1:32.609	23.326	235	40.517	174	28.766	203	5	1:36.650	22.931	<b>238</b>	40.039	168	33.680	
3	1:31.704	22.984	238	40.085	<b>178</b>	28.635	<b>204</b>								
<b>22</b> Nico Bastian, DEU/ Jaime Alguersuari, ESP								<b>theoretical besttime: 1:31.402</b>							
1	12:38.479	11:26.241	207	42.729	160	29.509	203	<b>6</b>	<b>1:31.565</b>	22.976	<b>240</b>	40.142	170	<b>28.447</b>	206
2	1:31.845	23.079	239	40.314	168	28.452	204	7	1:31.622	<b>22.907</b>	<b>240</b>	40.136	163	28.579	<b>207</b>
3	1:31.697	22.919	239	40.078	<b>176</b>	28.700	203		1:39.909	27.120	170	42.351	141	30.438	206
4	1:31.622	22.947	238	<b>40.048</b>	168	28.627	204	8	1:31.641	22.953	238	40.131	166	28.557	203
5	1:38.551	22.999	239	46.034	163	29.518	205	9	2:03.167	28.823	153	48.463	134	45.881	
<b>23</b> Jan Seyffarth, DEU/ Maro Engel, DEU								<b>theoretical besttime: 1:31.475</b>							
1	8:01.239	6:45.469	213	45.099	146	30.671	200	7	1:40.573	24.145	200	44.464	158	31.964	205
2	1:37.951	24.127	233	43.373	150	30.451	204	8	1:32.231	22.883	239	40.273	169	29.075	205
3	1:31.903	23.041	236	40.252	170	28.610	203	9	1:31.681	22.879	<b>241</b>	40.115	168	28.687	<b>206</b>
4	1:35.123	23.038	238	41.133	152	30.952	205	10	1:31.550	<b>22.851</b>	239	40.121	169	28.578	205
5	<b>1:31.520</b>	22.858	<b>241</b>	40.132	<b>171</b>	<b>28.530</b>	205	11	1:31.824	22.979	238	<b>40.094</b>	164	28.751	204
6	1:37.810	22.856	239	41.904	147	33.050	202	12	1:39.491	22.939	238	40.204	167	36.348	
<b>24</b> Albert von Thurn und Taxis, DEU/ Tomas Enge, CZE								<b>theoretical besttime: 1:30.334</b>							
1	14:22.162	13:06.547	197	45.956	157	29.659	208	5	1:39.212	25.067	154	45.346	153	28.799	209
2	1:30.727	22.646	243	39.795	<b>169</b>	28.286	209	6	1:30.572	22.610	243	39.678	167	28.284	<b>209</b>
3	1:30.495	22.490	<b>245</b>	39.708	169	28.297	208	7	2:03.415	22.475	244	49.349	82	51.591	
4	<b>1:30.334</b>	<b>22.472</b>	<b>245</b>	<b>39.627</b>	167	<b>28.235</b>	209								
<b>26</b> Maximilian Götz, DEU/ Maximilian Buhk, DEU								<b>theoretical besttime: 1:30.680</b>							
1	12:18.932	10:54.957	165	53.164	143	30.811	203	6	1:30.843	22.832	239	39.755	170	28.256	205
2	1:33.127	23.032	238	40.146	158	29.949	205	<b>7</b>	<b>1:30.803</b>	<b>22.806</b>	238	39.707	173	28.290	206
3	1:31.189	22.831	239	39.991	168	28.367	205	8	1:30.870	22.903	238	<b>39.668</b>	<b>173</b>	28.299	205
	1:31.824	22.819	238	40.636	158	28.369	205	9	1:30.978	22.909	238	<b>39.668</b>	169	28.401	205
4	1:31.088	22.851	<b>240</b>	40.031	164	<b>28.206</b>	205	10	2:11.973	27.441	141	52.602	129	51.930	
5	1:35.109	22.815	<b>240</b>	39.851	163	32.443	<b>206</b>								
<b>27</b> Luca Stolz, DEU/ Heinz-Harald Frentzen, DEU								<b>theoretical besttime: 1:31.264</b>							
1	12:20.936	11:05.779	210	44.878	157	30.279	202	5	1:32.943	23.038	<b>239</b>	39.968	173	29.937	203
2	1:33.252	23.166	237	40.260	171	29.826	203	6	1:31.766	23.010	238	39.932	168	28.824	200
3	1:31.469	<b>22.956</b>	<b>239</b>	39.959	<b>174</b>	28.554	202	7	1:32.674	23.010	238	<b>39.824</b>	168	29.840	193
4	<b>1:31.449</b>	22.997	238	39.968	172	<b>28.484</b>	201	8	1:42.668	26.037	184	45.116	140	31.515	<b>204</b>
	1:39.085	23.992	223	42.590	115	32.503	203	9	1:43.462	23.070	237	39.949	167	40.443	



# ADAC GT Masters

## Lap Analysis Qualifying 2



Provisional

Reg. Nr.: OSK CR 07/2014

Friday 6.6.2014 17:15

Red Bull Ring, Length: 4326 m

Air temperature: 26.3°C

Track temperature: 31.7°C

Weather condition: Dry

Lap	Time	SE1	SP1	SE2	SP2	SE3	SP3	Lap	Time	SE1	SP1	SE2	SP2	SE3	SP3
<b>31 Sascha Halek, AUT/ Sandro Bickel, AUT</b>								<b>theoretical besttime: 1:31.683</b>							
1	1:50.159	34.764	203	44.782	143	30.613	199	8	1:32.087	23.208	236	40.210	<b>167</b>	28.669	204
2	1:34.701	23.805	234	41.571	157	29.325	203	<b>9</b>	<b>1:31.683</b>	<b>23.008</b>	236	<b>40.125</b>	162	<b>28.550</b>	204
3	1:33.462	23.373	234	40.752	164	29.337	202	10	1:32.767	23.253	237	40.785	152	28.729	<b>205</b>
4	1:32.836	23.385	234	40.511	162	28.940	202	11	1:33.160	23.145	<b>237</b>	40.181	164	29.834	190
	<del>1:32.606</del>	<del>23.242</del>	<del>234</del>	<del>40.467</del>	<del>155</del>	<del>28.897</del>	<del>204</del>	12	1:33.307	23.610	236	40.644	162	29.053	204
5	1:37.902	23.535	234	40.696	164	33.671		13	1:35.483	23.775	211	42.244	155	29.464	204
6	2:58.046	1:47.838	233	40.586	159	29.622	204	14	1:32.386	23.219	235	40.148	164	29.019	203
7	1:32.481	23.209	<b>237</b>	40.338	155	28.934	204	15	1:48.143	24.328	187	44.105	146	39.710	
<b>32 Harald Proczyk, AUT/ Gerhard Tweraser, AUT</b>								<b>theoretical besttime: 1:30.468</b>							
1	1:46.782	32.906	197	44.315	141	29.561	205	8	1:31.016	22.712	239	40.053	160	28.251	208
2	1:31.982	23.046	238	40.424	157	28.512	208	<b>9</b>	<b>1:30.626</b>	22.662	241	39.828	159	<b>28.136</b>	208
3	1:31.288	22.764	239	40.125	160	28.399	207	10	1:31.500	<b>22.509</b>	<b>243</b>	39.959	160	29.032	<b>209</b>
4	1:31.290	22.776	239	39.967	<b>165</b>	28.547	207	11	1:38.617	22.532	243	43.365	110	32.720	208
5	1:35.842	22.729	239	40.207	163	32.906		12	1:30.993	22.760	241	40.000	160	28.233	208
6	5:07.198	3:53.773	230	44.399	144	29.026	204	13	1:30.822	22.655	239	<b>39.823</b>	164	28.344	207
7	1:31.550	22.851	240	40.339	158	28.360	208	14	1:38.074	22.669	240	39.930	160	35.475	
<b>100 Daniel Dobitsch, AUT/ Florian Stoll, DEU</b>								<b>theoretical besttime: 1:31.646</b>							
1	7:30.293	6:14.581	197	45.773	146	29.939	201	7	2:51.157	1:41.541	232	40.658	155	28.958	203
2	1:33.032	23.732	231	40.619	160	28.681	202	8	1:32.038	23.234	235	40.289	165	28.515	<b>203</b>
	<del>1:32.410</del>	<del>23.259</del>	<del>233</del>	<del>40.484</del>	<del>163</del>	<del>28.667</del>	<del>202</del>	9	1:31.944	<b>23.062</b>	235	40.336	<b>167</b>	28.546	202
3	1:32.026	23.229	233	40.246	167	28.551	202	<b>10</b>	<b>1:31.802</b>	23.125	234	<b>40.084</b>	163	28.593	200
4	1:31.927	23.067	235	40.360	161	<b>28.500</b>	202	11	1:31.918	23.188	234	40.133	167	28.597	202
5	1:32.152	23.111	<b>236</b>	40.225	165	28.816	200	12	2:01.171	25.233	183	48.105	113	47.833	
6	1:45.034	23.922	212	43.252	141	37.860									