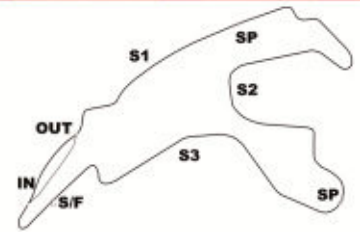


# GT TOUR FFSA 2014

## 20 au 22 Juin



Championnat de France GT FFSA  
Essais Libres 2

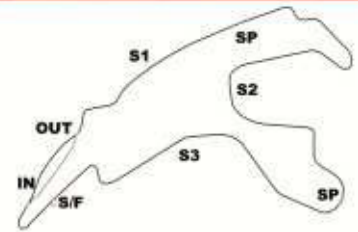
Circuit de Spa Francorchamps (7.004 km)  
Classement sur le meilleur tour

Pos.	N°	Team	Nom 1	Nom 2	Vehicule	Cat	P cat.	NT	S1	SP1	S2	SP2	S3	M Tps	Au tour	Ecart 1er	Ecart prec	M vit	Tps idéal
1	5	Belgian Audi Club Team WRT	IDE Enzo	LOTTERER André	Audi R8 LMS ultra	CHA	1	11	40.026	259.61	1:04.488	163.63	36.270	2:20.784	11	-	-	179.1	2:20.615
2	76	IMSA Performance Matmut	NARAC Raymond	ARMINDO Nicolas	Porsche 911 GT3 R	CHA	2	8	40.362	261.5	1:04.281	172.24	36.257	2:20.900	7	0.116	0.116	178.95	2:20.900
3	1	Team Sofrev ASP	GIAUQUE Philippe	MOULLIN TRAFFORT M.	Ferrari 458 Italia	CHA	3	10	41.078	302.52	1:05.590	171.15	36.515	2:23.183	7	2.399	2.283	176.1	2:23.183
4	20	Sofrev ASP	BEAUBELIQUE Jean-	BADEY Ludovic	Ferrari 458 Italia	CHA	4	10	40.559	260.86	1:06.878	167.96	36.633	2:24.070	9	3.286	0.887	175.01	2:23.503
5	77	All Inkl.com Münnich Motorsport	MÜNNICH René	MORBIDELLI Gianni	Mercedes SLS AMG	CHA	5	5	-	-	3:30.710	162.4	37.149	2:24.139	5	3.355	0.069	174.93	2:24.468
6	4	Sport Garage	VANNELET Gilles	LORGERE-ROUX Bruce	Ferrari 458 Italia	CHA	6	5	41.215	267.32	1:05.490	166.66	37.485	2:24.190	4	3.406	0.051	174.87	2:23.833
7	9	Team Duqueine	POLICE Jean-Claude	AYARI Soheil	Ferrari 458 Italia	CHA	7	10	41.647	254.71	1:06.374	163.88	36.704	2:24.725	10	3.941	0.535	174.22	2:24.725
8	3	Sport Garage	CAYROLLE Eric	SANTAMATO Arno	Ferrari 458 Italia	CHA	8	9	41.235	266	1:06.062	164.88	37.446	2:24.743	6	3.959	0.018	174.2	2:23.862
9	51	Sébastien Loeb Racing	HASSID Henry	PARISY Mike	Audi R8 LMS ultra	CHA	9	10	41.002	260.86	1:06.658	167.96	37.309	2:24.969	10	4.185	0.226	173.93	2:24.910
10	10	Sofrev ASP	DEBARD Eric	PANIS Olivier	Ferrari 458 Italia	CHA	10	9	41.200	267.32	1:07.456	166.15	37.029	2:25.685	7	4.901	0.716	173.07	2:25.469
11	36	Team Speed Car	DEMAY Jérôme	ABRIL Vincent	Audi R8 LMS ultra	CHA	11	8	41.989	262.13	1:06.551	166.4	37.215	2:25.755	7	4.971	0.070	172.99	2:25.721
12	7	GSE by DKR Engineering	SAMON Tony	CAZENAIVE Laurent	BMW Z4	CHA	12	9	41.894	258.37	1:06.699	165.39	37.367	2:25.960	9	5.176	0.205	172.75	2:25.854
13	42	Saintéloc Racing	HALLYDAY David	GUILVERT Grégory	Audi R8 LMS ultra	CHA	13	9	41.833	254.71	1:07.139	167.96	37.405	2:26.377	9	5.593	0.417	172.26	2:26.377
14	350	Team Duqueine	COLANCON Philippe	DUQUEINE Gilles	Ferrari 458 Italia	COU	1	10	42.336	249.42	1:06.360	170.88	38.030	2:26.726	9	5.942	0.349	171.85	2:26.085
15	30	Team Speed Car	DESTEMBERT Pascal	DEGUFFROY Rémy	Audi R8 LMS ultra	CHA	14	10	42.361	259.61	1:06.866	169.01	38.018	2:27.245	10	6.461	0.519	171.24	2:27.245
16	21	Classic & Modern Racing	HIRSCHI Pierre	NICOLLE Thomas	BMW Z4	COU	2	7	41.903	261.5	1:07.709	165.89	37.818	2:27.430	6	6.646	0.185	171.03	2:27.430
17	43	Saintéloc Racing	BUFFIN Jean-Paul	SOURD Marc	Audi R8 LMS ultra	COU	3	7	42.183	241.07	1:08.190	163.14	37.359	2:27.732	5	6.948	0.302	170.68	2:26.992
18	44	Saintéloc Racing	LALLEMENT Gilles	LAGNIEZ Jean-Claude	Audi R8 LMS ultra	COU	4	5	42.383	252.33	1:08.636	165.39	37.999	2:29.018	5	8.234	1.286	169.2	2:28.953
19	50	Sébastien Loeb Racing	BERVILLE Roland	BELTOISE Anthony	Audi R8 LMS ultra	CHA	15	9	42.228	246.01	1:09.394	155.84	39.369	2:30.991	7	10.207	1.973	166.99	2:29.243
20	6	Belgian Audi Club Team WRT	WEERTS Yves	TRELUYER Benoit	Audi R8 LMS ultra	CHA	16	9	42.972	263.41	1:10.398	159.52	39.319	2:32.689	9	11.905	1.698	165.14	2:32.056
21	22	Classic & Modern Racing	COUBARD Laurent	DEMOUSTIER Grégoire	Mercedes SLS AMG	CHA	17	9	42.962	253.52	1:11.771	150.41	40.156	2:34.889	9	14.105	2.200	162.79	2:34.594

M Tps : 2:20.784 (179.1 km/h), (N°5) IDE Enzo

# GT TOUR FFSA 2014

## 20 au 22 Juin



Championnat de France GT FFSA  
Essais Libres 2

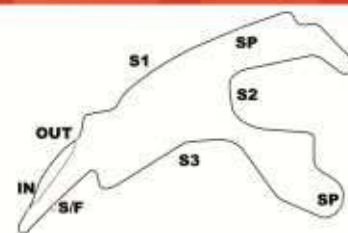
Circuit de Spa Francorchamps (7.004 km)  
Tour par tour

NT	Heure	S1	SP1	S2	SP2	S3	Dern. Tr	Total Time	NT	Heure	S1	SP1	S2	SP2	S3	Dern. Tr	Total Time
N° 1, GIA / MOU, Pos. 3									N° 7, SAM / CAZ, Pos. 12								
1	18:06:41	59.159	131.0	1:22.6	152.5	44.30	3:06.113	6:40.603	5	18:22:15	43.136	250.5	1:12.4	157.2	39.31	2:34.947	22:15.427
2	18:09:33	46.886	198.9	1:18.6	152.3	46.58	2:52.126	9:32.729	6	18:24:49	42.730	257.1	1:11.2	158.8	39.92	2:33.942	24:49.369
3	18:13:53	2:26.23	175.3	1:13.6	161.4	39.87	4:19.793	13:52.522	7	18:27:23	42.759	247.1	1:11.6	162.9	39.13	2:33.591	27:22.960
4	18:16:22	43.312	249.4	1:07.7	167.7	37.89	2:28.970	16:21.492	8	18:29:58	42.522	254.1	1:11.2	158.3	41.05	2:34.843	29:57.803
5	18:18:48	41.888	251.7	1:07.1	172.2	37.19	2:26.218	18:47.710	9	18:32:31	42.972	263.4	1:10.3	159.5	39.31	2:32.689	32:30.492
6	18:21:12	41.673	260.2	1:05.8	163.1	36.87	2:24.345	21:12.055	N° 9, POL / AYA, Pos. 7								
7	18:23:35	41.078	302.5	1:05.5	171.1	36.51	2:23.183	23:35.238	1	18:09:04	-	203.7	1:16.3	152.3	42.54	4:26.833	9:04.306
8	18:25:59	41.163	262.7	1:05.6	171.9	36.93	2:23.709	25:58.947	2	18:11:41	45.542	238.9	1:11.7	154.2	39.30	2:36.619	11:40.925
9	18:28:38	46.296	240	1:10.1	166.9	42.38	2:38.862	28:37.809	3	18:14:17	43.897	250.5	1:11.4	157.8	40.70	2:36.075	14:17.000
10	18:31:04	41.311	267.9	1:06.6	173.3	38.44	2:26.415	31:04.224	4	18:16:50	43.554	250.5	1:10.1	126.3	39.06	2:32.765	16:49.765
N° 3, CAY / SAN, Pos. 8									5	18:19:20	42.891	237.8	1:09.1	163.8	38.54	2:30.590	19:20.355
1	18:12:56	53.037	166.4	1:14.7	158.1	39.38	2:47.199	12:56.261	6	18:21:48	42.301	253.5	1:07.9	162.1	37.39	2:27.645	21:48.000
2	18:15:25	43.311	250.5	1:07.5	162.4	37.38	2:28.244	15:24.505	7	18:24:16	42.294	247.1	1:07.8	161.6	38.10	2:28.264	24:16.264
3	18:17:50	42.200	257.1	1:06.8	166.6	36.95	2:25.958	17:50.463	8	18:26:43	41.846	255.9	1:07.3	169.0	37.38	2:26.572	26:42.836
4	18:20:16	41.768	252.3	1:06.4	161.4	37.24	2:25.487	20:15.950	9	18:29:09	41.965	260.2	1:06.8	164.8	37.29	2:26.081	29:08.917
5	18:22:41	41.650	257.1	1:06.0	171.1	37.72	2:25.391	22:41.341	10	18:31:34	41.647	254.7	1:06.3	163.8	36.70	2:24.725	31:33.642
6	18:25:06	41.235	266.0	1:06.0	164.8	37.44	2:24.743	25:06.084	N° 10, DEB / PAN, Pos. 10								
7	18:27:31	40.936	261.5	1:06.9	165.9	36.97	2:24.859	27:30.943	1	18:05:49	45.778	225	1:11.9	160.4	41.06	2:38.780	5:48.744
8	18:29:58	41.317	265.3	1:05.9	167.7	39.80	2:27.093	29:58.036	2	18:12:01	4:17.69	175.9	1:14.0	155.4	40.69	6:12.400	12:01.144
9	18:32:24	41.893	252.3	1:06.2	169.8	37.72	2:25.840	32:23.876	3	18:14:32	43.769	288	1:08.9	157.8	37.76	2:30.526	14:31.670
N° 4, VAN / LOR, Pos. 6									4	18:16:59	41.987	281.9	1:07.9	167.1	36.99	2:26.887	16:58.557
1	18:22:03	43.177	253.5	1:09.1	160.4	38.90	2:31.223	22:02.645	5	18:19:26	41.877	264.0	1:08.1	167.1	37.61	2:27.650	19:26.207
2	18:24:30	42.214	232.7	1:06.9	161.4	37.85	2:27.051	24:29.696	6	18:21:52	41.277	260.2	1:07.6	168.7	36.87	2:25.806	21:52.013
3	18:26:55	41.350	252.3	1:06.1	167.9	37.67	2:25.159	26:54.855	7	18:24:18	41.200	267.3	1:07.4	166.1	37.02	2:25.685	24:17.698
4	18:29:19	41.215	267.3	1:05.4	166.6	37.48	2:24.190	29:19.045	8	18:27:43	1:39.45	234.7	1:08.7	169.2	37.24	3:25.424	27:43.122
5	18:31:43	40.952	250.5	1:05.9	167.9	37.39	2:24.300	31:43.345	9	18:30:18	49.160	257.1	1:08.4	168.7	36.81	2:34.440	30:17.562
N° 5, IDE / LOT, Pos. 1									N° 20, BEA / BAD, Pos. 4								
1	18:07:56	-	234.2	1:08.4	161.6	39.06	4:35.253	7:55.769	1	18:05:42	45.748	204.1	1:18.8	141.9	45.29	2:49.932	5:41.842
2	18:10:23	43.809	250	1:06.3	162.9	37.47	2:27.600	10:23.369	2	18:11:39	4:01.17	191.8	1:16.2	149.7	40.16	5:57.584	11:39.426
3	18:12:47	42.080	253.5	1:04.6	168.2	37.05	2:23.822	12:47.191	3	18:14:48	1:16.23	224.0	1:12.7	157.4	39.57	3:08.514	14:47.940
4	18:15:10	41.298	254.7	1:04.7	169.2	36.65	2:22.733	15:09.924	4	18:17:19	42.614	244.9	1:09.8	164.1	38.11	2:30.541	17:18.481
5	18:17:32	40.776	257.1	1:04.3	168.2	36.77	2:21.867	17:31.791	5	18:19:46	41.787	249.4	1:07.9	162.1	37.42	2:27.125	19:45.606
6	18:19:55	40.405	261.5	1:05.4	170.6	37.20	2:23.044	19:54.835	6	18:22:12	41.160	258.9	1:07.8	164.8	37.17	2:26.195	22:11.801
7	18:22:19	41.158	258.3	1:05.8	160.2	36.65	2:23.651	22:18.486	7	18:24:38	41.221	256.5	1:07.1	170.6	38.00	2:26.423	24:38.224
8	18:24:41	40.390	260.2	1:05.3	167.9	36.34	2:22.060	24:40.546									
9	18:27:03	40.203	254.7	1:05.3	164.3	36.45	2:22.031	27:02.577									
10	18:29:25	40.087	257.1	1:06.2	170.0	36.42	2:22.716	29:25.293									
11	18:31:46	40.026	259.6	1:04.4	163.6	36.27	2:20.784	31:46.077									
N° 6, WEE / TRE, Pos. 20																	
1	18:09:06	47.355	238.4	1:19.5	147.9	43.46	2:50.334	9:06.036									
2	18:14:20	3:12.51	219.5	1:19.1	152.5	42.12	5:13.773	14:19.809									
3	18:17:02	45.370	234.2	1:15.7	152.9	40.91	2:42.064	17:01.873									
4	18:19:41	44.294	244.9	1:14.1	158.5	40.17	2:38.607	19:40.480									



# GT TOUR FFSA 2014

## 20 au 22 Juin



Championnat de France GT FFSA

Circuit de Spa Francorchamps (7.004 km)

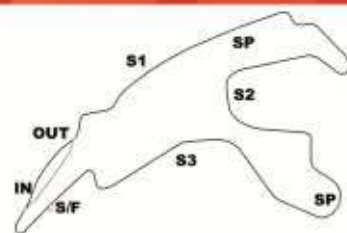
Essais Libres 2

Tour par tour

NT	Heure	S1	SP1	S2	SP2	S3	Dern. Tr	Total Time	NT	Heure	S1	SP1	S2	SP2	S3	Dern. Tr	Total Time
<b>N° 20, BEA / BAD, Pos. 4</b>									7	18:28:17	41.989	262.1	1:06.5	166.4	37.21	2:25.755	28:16.805
4	18:17:19	42.614	244.9	1:09.8	164.1	38.11	2:30.541	17:18.481	8	18:30:43	41.955	254.7	1:06.6	164.8	37.47	2:26.057	30:42.862
5	18:19:46	41.787	249.4	1:07.9	162.1	37.42	2:27.125	19:45.606	<b>N° 42, HAL / GUI, Pos. 13</b>								
6	18:22:12	41.160	258.9	1:07.8	164.8	37.17	2:26.195	22:11.801	1	18:10:22	45.882	217.7	1:14.4	153.1	41.85	2:42.196	10:21.942
7	18:24:38	41.221	256.5	1:07.1	170.6	38.00	2:26.423	24:38.224	2	18:14:52	2:37.84	212.1	1:12.2	161.9	40.05	4:30.147	14:52.089
8	18:27:04	41.017	261.5	1:07.8	168.2	36.62	2:25.482	27:03.706	3	18:17:24	44.299	239.4	1:09.3	163.6	38.68	2:32.357	17:24.446
9	18:29:28	40.559	260.8	1:06.8	167.9	36.63	2:24.070	29:27.776	4	18:19:55	42.819	229.7	1:09.0	163.3	38.84	2:30.723	19:55.169
10	18:31:52	40.893	271.3	1:06.3	170.0	37.15	2:24.369	31:52.145	5	18:22:24	42.229	245.4	1:08.2	165.3	38.14	2:28.652	22:23.821
<b>N° 21, HIR / NIC, Pos. 16</b>									6	18:24:52	42.237	252.9	1:08.1	167.1	38.07	2:28.440	24:52.261
1	18:05:39	44.986	225.4	1:14.5	137.0	41.78	2:41.315	5:38.670	7	18:27:21	42.117	251.7	1:08.1	167.7	38.03	2:28.306	27:20.567
2	18:08:20	45.217	235.8	1:14.3	152.5	41.49	2:41.046	8:19.716	8	18:29:47	41.894	258.9	1:07.2	169.5	37.70	2:26.857	29:47.424
3	18:11:10	45.016	227.8	1:19.9	130.5	44.98	2:49.933	11:09.649	9	18:32:14	41.833	254.7	1:07.1	167.9	37.40	2:26.377	32:13.801
4	18:24:17	11:16.0	187.8	1:11.8	162.6	39.60	13:07.455	24:17.104	<b>N° 43, BUF / SOU, Pos. 17</b>								
5	18:26:48	43.710	242.1	1:08.4	166.1	38.17	2:30.379	26:47.483	1	18:17:22	-	178.8	1:20.2	140.2	46.39	10:33.615	17:22.052
6	18:29:15	41.903	261.5	1:07.7	165.9	37.81	2:27.430	29:14.913	2	18:19:59	44.851	219.5	1:12.8	158.1	39.71	2:37.409	19:59.461
7	18:31:54	41.970	202.2	1:15.0	157.6	41.85	2:38.836	31:53.749	3	18:22:31	42.584	246.0	1:09.8	162.1	38.73	2:31.209	22:30.670
<b>N° 22, COU / DEM, Pos. 21</b>									4	18:24:59	42.558	248.8	1:07.8	165.1	37.60	2:28.046	24:58.716
1	18:06:12	48.264	223.1	1:21.7	126.0	45.21	2:55.185	6:11.672	5	18:27:26	42.183	241.0	1:08.1	163.1	37.35	2:27.732	27:26.448
2	18:09:07	46.848	235.8	1:20.8	127.9	47.95	2:55.621	9:07.293	6	18:29:57	41.749	255.3	1:08.8	159.0	39.67	2:30.315	29:56.763
3	18:11:59	46.758	252.3	1:20.4	133.1	44.21	2:51.399	11:58.692	7	18:32:29	42.336	262.1	1:09.5	160.4	40.61	2:32.493	32:29.256
4	18:14:50	46.834	219.9	1:18.4	136.5	45.92	2:51.178	14:49.870	<b>N° 44, LAL / LAG, Pos. 18</b>								
5	18:17:45	47.107	215.1	1:22.9	136.1	45.30	2:55.383	17:45.253	1	18:22:09	44.529	245.4	1:10.6	165.1	39.63	2:34.829	22:09.409
6	18:23:19	3:35.97	241.6	1:16.6	131.7	41.48	5:34.139	23:19.392	2	18:24:43	43.241	246.0	1:10.7	162.4	39.80	2:33.831	24:43.240
7	18:25:58	43.845	250.5	1:14.3	145.5	39.96	2:38.170	25:57.562	3	18:27:13	42.505	258.9	1:08.8	164.6	38.41	2:29.719	27:12.959
8	18:28:33	44.001	254.1	1:11.7	147.9	39.90	2:35.633	28:33.195	4	18:29:43	42.318	258.3	1:09.1	166.4	38.27	2:29.757	29:42.716
9	18:31:08	42.962	253.5	1:11.7	150.4	40.15	2:34.889	31:08.084	5	18:32:12	42.383	252.3	1:08.6	165.3	37.99	2:29.018	32:11.734
<b>N° 30, DES / DEG, Pos. 15</b>									<b>N° 50, BER / BEL, Pos. 19</b>								
1	18:05:38	45.660	231.2	1:13.2	152.5	42.39	2:41.294	5:37.780	1	18:07:09	46.300	229.3	1:14.1	153.8	42.79	2:43.246	7:08.873
2	18:08:18	45.122	248.8	1:13.2	153.4	41.35	2:39.678	8:17.458	2	18:12:09	3:05.09	237.8	1:13.2	159.0	42.08	5:00.383	12:09.256
3	18:10:58	44.991	241.6	1:13.5	152.7	41.61	2:40.141	10:57.599	3	18:14:47	44.964	242.7	1:11.1	154.0	41.55	2:37.714	14:46.970
4	18:15:37	2:47.54	216.4	1:12.0	154.5	40.12	4:39.760	15:37.359	4	18:17:22	43.596	221.3	1:10.9	157.8	40.38	2:34.933	17:21.903
5	18:18:11	44.250	236.8	1:09.5	160.4	39.70	2:33.471	18:10.830	5	18:19:53	42.922	260.2	1:08.8	160	39.39	2:31.155	19:53.058
6	18:20:42	43.765	250.5	1:08.2	165.1	39.17	2:31.234	20:42.064	6	18:22:25	43.267	240.5	1:08.8	160.4	39.35	2:31.483	22:24.541
7	18:23:15	42.972	241.0	1:10.5	160.2	39.26	2:32.746	23:14.810	7	18:24:56	42.228	246.0	1:09.3	155.8	39.36	2:30.991	24:55.532
8	18:25:46	42.608	239.4	1:08.4	158.5	40.51	2:31.538	25:46.348	8	18:29:51	3:07.54	219.0	1:08.9	164.3	38.47	4:54.975	29:50.507
9	18:28:15	42.768	241.0	1:07.3	160.9	38.09	2:28.248	28:14.596	9	18:32:23	42.513	256.5	1:08.5	162.4	41.14	2:32.190	32:22.697
10	18:30:42	42.361	259.6	1:06.8	169.0	38.01	2:27.245	30:41.841	<b>N° 51, HAS / PAR, Pos. 9</b>								
<b>N° 36, DEM / ABR, Pos. 11</b>									1	18:06:04	44.959	248.8	1:13.4	154.9	40.99	2:39.392	6:04.424
1	18:06:04	47.025	204.1	1:19.0	133.3	43.99	2:50.099	6:03.731	2	18:08:42	44.643	243.2	1:12.0	154.9	40.53	2:37.228	8:41.652
2	18:08:49	46.010	220.4	1:15.8	151.0	42.95	2:44.779	8:48.510	3	18:14:54	4:19.97	227.8	1:12.5	154.0	39.47	6:12.028	14:53.680
3	18:11:33	45.030	224.5	1:15.9	148.9	43.47	2:44.470	11:32.980	4	18:17:25	43.000	221.3	1:09.9	156.3	38.36	2:31.271	17:24.951
4	18:20:52	7:25.68	206.5	1:12.6	156.0	40.51	9:18.861	20:51.841	5	18:19:53	42.044	250	1:08.2	161.4	37.99	2:28.285	19:53.236
5	18:23:23	43.209	243.2	1:09.3	163.8	38.09	2:30.639	23:22.480	6	18:22:21	42.071	272.0	1:08.1	160	37.84	2:28.026	22:21.262
6	18:25:51	42.710	252.9	1:08.1	160.4	37.69	2:28.570	25:51.050									



## GT TOUR FFSA 2014 20 au 22 Juin



Championnat de France GT FFSA

Circuit de Spa Francorchamps (7.004 km)

Essais Libres 2

Tour par tour

NT	Heure	S1	SP1	S2	SP2	S3	Dern. Tr	Total Time	NT	Heure	S1	SP1	S2	SP2	S3	Dern. Tr	Total Time
----	-------	----	-----	----	-----	----	----------	------------	----	-------	----	-----	----	-----	----	----------	------------

**N° 51, HAS / PAR, Pos. 9**

3	18:14:54	4:19.97	227.8	1:12.5	154.0	39.47	6:12.028	14:53.680
4	18:17:25	43.000	221.3	1:09.9	156.3	38.36	2:31.271	17:24.951
5	18:19:53	42.044	250	1:08.2	161.4	37.99	2:28.285	19:53.236
6	18:22:21	42.071	<b>272.0</b>	1:08.1	160	37.84	2:28.026	22:21.262
7	18:24:48	41.695	256.5	1:07.6	162.6	37.73	2:27.045	24:48.307
8	18:27:15	41.500	260.2	1:07.2	166.9	37.69	2:26.478	27:14.785
9	18:29:41	<b>40.943</b>	247.1	1:08.0	167.4	37.42	2:26.380	29:41.165
10	18:32:06	41.002	260.8	<b>1:06.6</b>	<b>167.9</b>	<b>37.30</b>	<b>2:24.969</b>	<b>32:06.134</b>

**N° 76, NAR / ARM, Pos. 2**

1	18:07:06	44.691	230.7	1:10.1	165.1	38.43	2:33.295	7:06.412
2	18:09:37	43.100	252.3	1:09.2	161.1	37.91	2:30.279	9:36.691
3	18:12:06	42.692	262.7	1:08.5	161.4	38.55	2:29.750	12:06.441
4	18:16:49	2:56.06	221.3	1:07.8	156.7	38.49	4:42.425	16:48.866
5	18:19:11	41.280	252.9	1:04.8	169.2	36.34	2:22.519	19:11.385
6	18:21:34	40.963	257.7	1:04.7	167.9	36.50	2:22.221	21:33.606
7	18:23:55	<b>40.362</b>	261.5	<b>1:04.2</b>	<b>172.2</b>	<b>36.25</b>	<b>2:20.900</b>	<b>23:54.506</b>
8	18:26:19	41.337	<b>263.4</b>	1:05.9	165.3	37.02	2:24.295	26:18.801

**N° 77, MÜN / MOR, Pos. 5**

1	18:17:35	-	<b>288</b>	1:12.6	136.7	42.27	8:59.274	17:34.920
2	18:20:02	42.031	216.8	1:06.4	159.2	38.16	2:26.674	20:01.594
3	18:22:46	41.287	214.2	1:15.9	-	47.09	2:44.289	22:45.883
4	18:25:11	41.618	262.7	1:06.0	160.9	37.68	2:25.338	25:11.221
5	18:27:35	-	-	-	162.4	<b>37.14</b>	<b>2:24.139</b>	27:35.360
6	-	<b>40.970</b>	258.3	<b>1:05.3</b>	<b>164.1</b>	-	-	-

**N° 350, COL / DUQ, Pos. 14**

1	18:06:08	50.875	196.3	1:15.7	136.0	41.74	2:48.333	6:08.371
2	18:08:52	46.363	188.4	1:15.3	148.5	42.26	2:43.945	8:52.316
3	18:13:05	2:19.76	164.3	1:13.1	156.0	39.91	4:12.834	13:05.150
4	18:15:39	44.586	198.5	1:10.4	156.7	38.82	2:33.909	15:39.059
5	18:18:11	43.753	246.5	1:08.9	163.6	39.41	2:32.076	18:11.135
6	18:20:46	43.828	222.2	1:08.6	157.4	42.55	2:35.046	20:46.181
7	18:23:16	43.494	<b>252.9</b>	1:08.2	164.8	38.43	2:30.160	23:16.341
8	18:25:46	42.834	252.3	1:07.3	164.3	39.23	2:29.387	25:45.728
9	18:28:12	42.336	249.4	<b>1:06.3</b>	<b>170.8</b>	38.03	<b>2:26.726</b>	28:12.454
10	18:30:39	<b>42.247</b>	242.1	1:07.1	164.1	<b>37.47</b>	2:26.831	30:39.285