

ADAC GT Masters

Results Free Practice 1



Provisional

Reg. Nr.: 44/2014

Friday 8.8.2014 09:00

Slovakiaring, Length: 5922 m

Air temperature: 25.6°C

Track temperature: 24.7°C

Weather condition: Dry

started : 26 classified : 26 not classified : 0

	Drivers	Team	Car	Lap	Best Time	Gap	Diff	Kph	Day Time
1	19 C.Hürtgen/D.Baumann	PIXUM Team Schubert	BMW Z4 GT3	6	2:01.630			175,3	9:21:14
2	20 M.Sandritter/J.Klingmann	PIXUM Team Schubert	BMW Z4 GT3	20	2:01.677	0.047	0.047	175,2	10:01:03
3	24 A.von Thum und Taxis/T.Engel	Reiter Engineering	Chevrolet Camaro GT	13	2:01.773	0.143	0.096	175,1	9:46:27
4	6 P.Frommenwiler/S.Asch	Farnbacher Racing	Porsche 911 GT3 R	18	2:01.803	0.173	0.030	175,0	9:56:02
5	1 A.Wirth/D.Keilwitz	Callaway Competition	Corvette Z06.R GT3	16	2:02.288	0.658	0.485	174,3	9:57:27
6	23 M.Engel/J.Seyffarth	ROWE Racing	Mercedes-Benz SLS AMG GT3	17	2:02.308	0.678	0.020	174,3	9:59:21
7	27 L.Stolz/M.Lauda	H.T.P. Motorsport	Mercedes-Benz SLS AMG GT3	21	2:02.404	0.774	0.096	174,2	9:58:09
8	22 N.Bastian/J.Alguersuari	ROWE Racing	Mercedes-Benz SLS AMG GT3	19	2:02.470	0.840	0.066	174,1	9:59:35
9	2 P.Assenheimer/D.Alessi	Callaway Competition	Corvette Z06.R GT3	3	2:02.482	0.852	0.012	174,1	9:06:28
10	21 L.Ludwig/A.Day	BKK Mobil Oil Zakspeed	Mercedes-Benz SLS AMG GT3	10	2:02.612	0.982	0.130	173,9	9:33:28
11	16 P.Geipel/R.Frey	YACO Racing	Audi R8 LMS ultra	7	2:02.678	1.048	0.066	173,8	9:24:08
12	13 D.Jahn/S.Barth	RWT Racing Team	Corvette Z06.R GT3	6	2:02.796	1.166	0.118	173,6	9:21:19
13	32 T.Pivoda/G.Tweraser	GRT Grasser Racing Team	Lamborghini Gallardo FL2	18	2:02.811	1.181	0.015	173,6	9:52:59
14	12 N.Mayr-Melnhof/M.Winkelhock	Prosperia C. Abt Racing	Audi R8 LMS ultra	7	2:03.009	1.379	0.198	173,3	9:23:40
15	10 K.van der Linde/R.Rast	Prosperia C. Abt Racing	Audi R8 LMS ultra	7	2:03.053	1.423	0.044	173,3	9:23:37
16	26 M.Buhk/M.Götz	H.T.P. Motorsport	Mercedes-Benz SLS AMG GT3	6	2:03.121	1.491	0.068	173,2	9:23:56
17	3 C.Engelhart/J.van Lagen	GW IT Racing Team Schütz Motors	Porsche 911 GT3 R	13	2:03.238	1.608	0.117	173,0	9:46:34
18	9 F.Scholze(*G*)/D.Jöst(*G*)	TONINO Team Herberth	Porsche 911 GT3 R	20	2:03.341	1.711	0.103	172,8	9:58:14
19	5 N.Morcom/A.Riberas	Farnbacher Racing	Porsche 911 GT3 R	20	2:03.416	1.786	0.075	172,7	9:58:44
20	100 F.Stoll/D.Dobitsch	kfzteile24 APR Motorsport	Audi R8 LMS ultra	14	2:03.562	1.932	0.146	172,5	9:43:22
21	18 T.Seiler(*G*)/A.Simonsen	Callaway Competition	Corvette Z06.R GT3	14	2:03.866	2.236	0.304	172,1	9:56:30
22	11 F.Hamprecht/N.Thiim	Prosperia C. Abt Racing	Audi R8 LMS ultra	16	2:03.932	2.302	0.066	172,0	9:55:18
23	7 H.Handlos(*G*)/R.Renauer	TONINO Team Herberth	Porsche 911 GT3 R	18	2:04.109	2.479	0.177	171,8	9:51:27
24	4 A.Wossos(*G*)/W.Nathan(*G*)	GW IT Racing Team Schütz Motors	Porsche 911 GT3 R	14	2:04.665	3.035	0.556	171,0	9:46:41
25	17 R.Lips(*G*)/L.Marionek	Callaway Competition	Corvette Z06.R GT3	8	2:04.753	3.123	0.088	170,9	9:25:53
26	14 F.Spengler/M.Asmer	MRS GT-Racing	McLaren MP4-12C GT3	6	2:12.553	10.923	7.800	160,8	9:51:49


(*G*) marks the gentlemen driver

Subject to final scrutineering!

Publications Time:

Clerk of the course:

Time Keeping:



ADAC GT Masters

Lap Analysis Free Practice 1



Provisional

Reg. Nr.: 44/2014

Friday 8.8.2014 09:00

Slovakiaring, Length: 5922 m

Air temperature: 25.5°C

Track temperature: 24.7°C

Weather condition: Dry

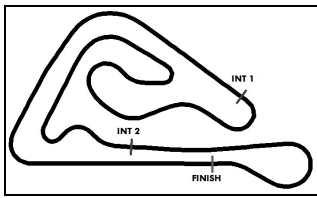
Lap	Time	SE1	SP1	SE2	SP2	SE3	SP3	Lap	Time	SE1	SP1	SE2	SP2	SE3	SP3
1 Andreas Wirth, DEU/ Daniel Keilwitz, DEU								theoretical besttime: 2:02.170							
1	4:14.124	2:43.253		1:05.329		25.542		10	2:08.753	37.649		1:01.203		29.901	
2	2:03.908	37.822		1:00.927		25.159		11	3:59.464	2:32.779		1:01.440		25.245	
3	13:40.522	12:02.700		1:05.564		32.258		12	2:03.471	37.416		1:00.939		25.116	
4	5:25.316	3:58.084		1:01.905		25.327		13	2:09.525	37.522		1:01.180		30.823	
5	2:03.641	37.609		1:00.836		25.196		14	4:42.172	3:15.331		1:01.706		25.135	
6	2:03.587	37.471		1:00.836		25.280		15	2:02.447	37.282		1:00.131		25.034	
7	2:11.340	37.648		1:01.924		31.768		16	2:02.288	37.070		1:00.249		24.969	
8	4:31.596	3:00.264		1:03.121		28.211		17	2:07.389	37.170		1:01.022		29.197	
9	2:05.598	37.631		1:02.592		25.375									

2 Patrick Assenheimer, DEU/ Diego Alessi, ITA								theoretical besttime: 2:02.308							
1	2:23.195	56.166		1:01.620		25.409		11	2:07.318	37.219		1:01.052		29.047	
2	2:02.812	37.436		1:00.325		25.051		12	5:53.489	4:19.483		1:01.468		32.538	
3	2:02.482	37.135		1:00.309		25.038		13	2:02.996	37.278		1:00.635		25.083	
4	2:08.865	37.574		1:00.664		30.627		14	2:12.924	37.227		1:05.391		30.306	
5	10:43.745	9:16.217		1:01.151		26.377		15	4:19.231	2:50.712		1:03.215		25.304	
6	2:02.505	37.134		1:00.300		25.071		16	2:04.833	37.912		1:01.574		25.347	
7	2:06.514	36.970		1:01.171		28.373		17	2:04.299	37.529		1:01.443		25.327	
8	6:21.612	4:49.037		1:06.083		26.492		18	2:09.012	37.413		1:01.584		30.015	
9	2:03.099	37.294		1:00.632		25.173		19	3:41.019	2:14.122		1:01.586		25.311	
10	2:03.307	37.157		1:00.917		25.233		20	2:09.465	37.760		1:01.794		29.911	

3 Christian Engelhart, DEU/ Jaap van Lagen, NLD								theoretical besttime: 2:03.023							
1	3:20.428	1:48.600		1:05.415		26.413		11	2:04.425	38.514		1:00.474		25.437	
2	2:08.853	40.470		1:02.286		26.097		12	2:03.622	37.690		1:00.689		25.243	
3	2:12.764	38.660		1:06.795		27.309		13	2:03.238	37.501		1:00.383		25.354	
4	2:28.592	42.297		1:10.155		36.140		14	2:23.299	39.801		1:07.646		35.852	
5	13:42.381	12:15.767		1:01.142		25.472		15	3:38.061	2:10.632		1:01.884		25.545	
6	2:04.068	37.759		1:00.916		25.393		16	2:03.334	37.613		1:00.279		25.442	
7	2:10.449	37.723		1:02.602		30.124		17	2:03.977	37.722		1:00.936		25.319	
8	2:28.051	42.218		1:08.505		37.328		18	2:03.738	37.516		1:00.732		25.490	
9	7:37.046	6:06.823		1:03.092		27.131		19	2:08.707	38.852		1:01.140		28.715	
10	2:10.481	38.093		1:06.903		25.485									

4 Antonios Wossos, GRC/ Wolf Nathan, NLD								theoretical besttime: 2:04.628							
1	3:50.423	2:12.171		1:10.483		27.769		9	2:05.587	38.295		1:01.387		25.905	
2	2:12.319	41.892		1:04.019		26.408		10	2:14.990	38.444		1:01.735		34.811	
3	2:27.042	40.816		1:04.212		42.014		11	4:29.446	2:51.262		1:02.240		35.944	
4	12:03.555	10:34.567		1:03.159		25.829		12	4:43.603	3:15.860		1:02.147		25.596	
5	2:05.697	38.914		1:01.086		25.697		13	2:05.169	38.403		1:01.138		25.628	
6	2:07.244	38.592		1:02.497		26.155		14	2:04.665	38.224		1:00.938		25.503	
7	2:05.827	38.652		1:01.407		25.768		15	2:12.381	38.187		1:03.103		31.091	
8	2:05.799	38.629		1:01.374		25.796									

5 Nathan Morcom, AUS/ Alex Riberas, ESP								theoretical besttime: 2:03.160							
1	3:08.744	1:23.400		1:11.935		33.409		13	2:07.389	37.879		1:03.842		25.668	
2	2:29.002	58.321		1:04.320		26.361		14	2:10.016	38.079		1:01.581		30.356	
3	2:06.074	38.612		1:01.676		25.786		15	4:47.637	3:17.675		1:01.572		28.390	
4	2:28.188	41.927		1:10.202		36.059		16	2:03.691	37.647		1:00.605		25.439	
5	9:23.137	7:53.112		1:03.818		26.207		17	2:09.268	37.803		1:00.877		30.588	
6	2:05.009	38.081		1:01.123		25.805		18	4:49.985	3:23.024		1:01.406		25.555	
7	2:04.916	37.908		1:01.588		25.420		19	2:03.584	37.739		1:00.419		25.426	
8	2:04.626	37.740		1:01.402		25.484		20	2:03.416	37.403		1:00.593		25.420	
9	2:06.813	39.344		1:01.863		25.606		21	2:03.486	37.321		1:00.581		25.584	
10	2:06.900	38.595		1:01.802		26.503		22	2:03.813	37.959		1:00.427		25.427	
11	2:09.745	37.899		1:01.424		30.422		23	2:12.215	37.880		1:01.027		33.308	
12	4:15.982	2:48.171		1:02.037		25.774									



ADAC GT Masters

Lap Analysis Free Practice 1



Provisional

Reg. Nr.: 44/2014

Friday 8.8.2014 09:00

Slovakiaring, Length: 5922 m

Air temperature: 25.5°C

Track temperature: 24.7°C

Weather condition: Dry


Lap	Time	SE1	SP1	SE2	SP2	SE3	SP3	Lap	Time	SE1	SP1	SE2	SP2	SE3	SP3
6	Philipp Frommenwiler, CHE/ Sebastian Asch, DEU							theoretical besttime: 2:01.691							
1	2:51.608	1:19.046		1:06.550		26.012		11	2:08.819	37.709		1:00.865		30.245	
2	2:04.192	38.129		1:00.692		25.371		12	3:18.587	1:51.024		1:01.698		25.865	
3	2:03.853	37.436		1:00.635		25.782		13	2:04.665	37.700		1:01.335		25.630	
4	2:12.919	37.983		1:03.699		31.237		14	2:03.903	37.770		1:00.377		25.756	
5	10:59.681	9:33.427		1:00.990		25.264		15	2:13.793	38.098		1:02.158		33.537	
6	2:03.343	37.619		1:00.321		25.403		16	3:45.981	2:09.457		1:10.328		26.196	
7	2:03.910	37.512		1:00.835		25.563		17	2:02.634	37.690		59.666		25.278	
8	2:03.729	37.521		1:00.689		25.519		18	2:01.803	37.374		59.141		25.288	
9	2:10.612	38.001		1:02.172		30.439		19	2:10.188	37.286		59.882		33.020	
10	7:48.745	6:21.956		1:01.395		25.394									

7	Herbert Handlos, AUT/ Robert Renauer, DEU							theoretical besttime: 2:03.961							
1	3:32.389	1:55.387		1:09.613		27.389		11	5:16.042	3:46.278		1:03.811		25.953	
2	2:10.880	40.627		1:04.295		25.958		12	2:07.408	39.398		1:02.117		25.893	
3	2:06.382	38.657		1:01.831		25.894		13	2:16.284	38.535		1:01.611		36.138	
4	2:36.190	48.044		1:11.113		37.033		14	3:24.971	1:56.788		1:02.308		25.875	
5	8:56.107	7:27.857		1:02.420		25.830		15	2:04.992	38.097		1:01.212		25.683	
6	2:05.790	38.140		1:01.765		25.885		16	2:04.845	37.912		1:01.142		25.791	
7	2:08.950	38.778		1:04.426		25.746		17	2:04.230	37.971		1:00.633		25.626	
8	2:08.450	38.470		1:04.025		25.955		18	2:04.109	37.737		1:00.781		25.591	
9	2:06.540	38.534		1:02.107		25.899		19	2:04.672	37.793		1:01.111		25.768	
10	2:12.750	38.695		1:02.044		32.011		20	2:12.704	37.996		1:01.431		33.277	

9	Florian Scholze, DEU/ Dominic Jöst, DEU							theoretical besttime: 2:03.137							
1	2:27.330	59.182		1:02.277		25.871		13	2:05.611	38.695		1:01.113		25.803	
2	2:04.011	38.484		1:00.182		25.345		14	2:04.474	38.097		1:00.810		25.567	
3	2:03.982	38.026		1:00.434		25.522		15	2:04.073	38.060		1:00.593		25.420	
4	2:14.567	38.060		1:01.872		34.635		16	2:04.971	37.833		1:01.361		25.777	
5	11:23.209	9:55.300		1:02.384		25.525		17	2:11.414	37.995		1:01.428		31.991	
6	2:04.166	38.095		1:00.674		25.397		18	4:12.676	2:38.402		1:06.783		27.491	
7	2:04.354	37.929		1:00.878		25.547		19	2:04.885	38.375		1:00.824		25.686	
8	2:05.836	37.837		1:02.174		25.825		20	2:03.341	37.610		1:00.204		25.527	
9	2:04.675	38.003		1:01.003		25.669		21	2:04.383	37.797		1:00.868		25.718	
10	2:10.005	38.209		1:01.258		30.538		22	2:04.917	37.885		1:01.164		25.868	
11	5:33.738	3:56.687		1:05.629		31.422		23	2:21.787	40.098		1:03.906		37.783	
12	3:07.031	1:37.108		1:03.884		26.039									

10	Kelvin van der Linde, ZAF/ Rene Rast, DEU							theoretical besttime: 2:02.863							
1	2:46.098	1:09.824		1:07.161		29.113		12	2:04.935	38.111		1:00.981		25.843	
2	2:05.744	38.934		1:00.853		25.957		13	2:05.884	37.969		1:02.145		25.770	
3	2:03.493	37.854		1:00.047		25.592		14	2:10.406	38.037		1:02.060		30.309	
4	2:11.584	37.608		1:03.013		30.963		15	6:21.951	4:55.377		1:00.914		25.660	
5	10:24.885	8:56.282		1:02.891		25.712		16	2:11.042	37.687		1:05.816		27.539	
6	2:03.088	37.644		59.971		25.473		17	2:04.339	37.874		1:00.830		25.635	
7	2:03.053	37.494		1:00.161		25.398		18	2:07.910	37.813		1:00.733		29.364	
8	2:08.277	37.608		1:00.607		30.062		19	4:35.184	3:07.946		1:01.572		25.666	
9	3:43.231	2:13.063		1:03.853		26.315		20	2:04.279	37.921		1:00.690		25.668	
10	2:06.077	38.739		1:01.498		25.840		21	2:03.871	37.812		1:00.484		25.575	
11	2:05.232	38.504		1:01.047		25.681		22	2:11.108	39.462		1:01.250		30.396	

11	Fabian Hamprecht, DEU/ Nicki Thiim, DNK							theoretical besttime: 2:03.846							
1	2:46.841	1:10.682		1:07.033		29.126		11	4:30.134	3:02.702		1:01.449		25.983	
2	2:07.491	38.871		1:01.347		27.273		12	10:10.609	37.962		8:45.954		46.693	
3	2:04.860	38.222		1:00.973		25.665		13	4:17.632	2:48.326		1:03.210		26.096	
4	2:11.278	38.088		1:02.250		30.940		14	2:05.117	38.375		1:00.984		25.758	
5	10:22.358	8:53.277		1:02.878		26.203		15	2:04.128	37.832		1:00.589		25.707	
6	2:05.585	38.152		1:01.446		25.987		16	2:03.932	37.838		1:00.504		25.590	
7	2:04.697	37.810		1:01.089		25.798		17	2:04.523	37.752		1:01.068		25.703	



ADAC GT Masters

Lap Analysis Free Practice 1



Provisional

Reg. Nr.: 44/2014

Friday 8.8.2014 09:00

Slovakiaring, Length: 5922 m

Air temperature: 25.5°C

Track temperature: 24.7°C

Weather condition: Dry

Lap	Time	SE1	SP1	SE2	SP2	SE3	SP3	Lap	Time	SE1	SP1	SE2	SP2	SE3	SP3
8	2:04.857	38.130		1:01.073		25.654		18	2:05.032	37.791		1:00.982		26.259	
9	2:08.141	38.140		1:04.021		25.980		19	2:04.656	37.913		1:01.016		25.727	
10	2:11.037	38.508		1:01.736		30.793		20	3:59.674	37.803		1:22.497		1:59.374	

12 Nikolaus Mayr-Melnhof, AUT/ Markus Winkelhock, DEU

theoretical besttime: 2:02.928

1	2:42.550	1:04.685		1:04.178		33.687		12	2:05.856	38.402		1:01.600		25.854	
2	3:22.508	1:55.779		1:01.033		25.696		13	2:07.070	39.049		1:02.164		25.857	
3	2:03.491	37.937		1:00.099		25.455		14	2:04.871	38.248		1:00.952		25.671	
4	2:34.726	44.693		1:10.539		39.494		15	2:05.620	38.665		1:00.939		26.016	
5	8:50.689	7:23.301		1:00.870		26.518		16	2:14.170	38.024		1:01.650		34.496	
6	2:03.037	37.652		1:00.091		25.294		17	7:06.359	5:38.999		1:01.452		25.908	
7	2:03.009	37.543		1:00.153		25.313		18	2:04.406	37.924		1:00.593		25.889	
8	2:03.708	37.595		1:00.510		25.603		19	2:06.447	37.921		1:02.660		25.866	
9	2:12.567	38.429		1:02.064		32.074		20	2:04.118	37.795		1:00.776		25.547	
10	4:40.859	3:10.642		1:03.375		26.842		21	2:04.419	37.729		1:01.094		25.596	
11	2:06.534	38.953		1:01.553		26.028		22	2:17.731	39.552		1:05.628		32.551	

13 David Jahn, DEU/ Sven Barth, DEU

theoretical besttime: 2:02.412

1	3:18.810	1:44.330		1:06.937		27.543		12	2:03.765	37.123		1:01.469		25.173	
2	2:03.394	37.573		1:00.467		25.354		13	2:05.027	37.280		1:02.541		25.206	
3	2:03.016	37.261		1:00.570		25.185		14	2:09.762	37.220		1:02.327		30.215	
4	2:22.259	38.667		1:09.368		34.224		15	5:58.771	4:32.608		1:00.991		25.172	
5	9:28.716	8:02.765		1:00.632		25.319		16	2:04.942	37.020		1:02.752		25.170	
6	2:02.796	37.237		1:00.313		25.246		17	2:02.953	37.094		1:00.780		25.079	
7	2:03.143	37.190		1:00.670		25.283		18	2:03.448	37.185		1:01.067		25.196	
8	2:03.221	37.244		1:00.718		25.259		19	2:03.346	37.288		1:00.870		25.188	
9	2:08.443	37.373		1:01.133		29.937		20	2:09.297	37.321		1:01.200		30.776	
10	4:31.232	3:04.646		1:01.363		25.223		21	3:26.909	1:50.744		1:05.851		30.314	
11	2:02.810	37.095		1:00.393		25.322									

14 Florian Spengler, DEU/ Marko Asmer, EST

theoretical besttime: 2:11.096

1	3:54.875	1:49.131		1:24.604		41.140		5	2:18.077	43.221		1:08.075		26.781	
2	35:30.059	33:45.417		1:13.980		30.662		6	2:12.553	40.213		1:05.858		26.482	
3	2:31.587	44.421		1:12.354		34.812		7	2:20.330	40.361		1:04.401		35.568	
4	5:22.569	3:41.955		1:11.189		29.425									

16 Philip Geipel, DEU/ Rahel Frey, CHE


theoretical besttime: 2:02.444

1	2:59.265	1:27.633		1:06.179		25.453		12	2:10.632	41.002		1:04.064		25.566	
2	2:02.928	37.527		59.987		25.414		13	2:03.006	37.504		1:00.096		25.406	
3	2:02.691	37.410		1:00.024		25.257		14	2:07.600	37.615		1:00.630		29.355	
4	2:14.673	37.297		1:04.625		32.751		15	3:29.408	1:57.618		1:05.896		25.894	
5	10:43.339	9:01.642		1:15.998		25.699		16	2:04.028	37.685		1:01.009		25.334	
6	2:03.141	37.838		59.890		25.413		17	2:03.565	37.662		1:00.642		25.261	
7	2:02.678	37.379		59.932		25.367		18	2:20.382	37.306		1:17.290		25.786	
8	2:07.083	37.986		1:03.542		25.555		19	2:03.771	37.705		1:00.739		25.327	
9	2:06.978	37.451		1:00.240		29.287		20	2:03.053	37.425		1:00.224		25.404	
10	4:18.399	2:49.366		1:01.647		27.386		21	2:10.712	37.587		1:01.437		31.688	
11	2:03.330	37.398		1:00.471		25.461									

17 Remo Lips, CHE/ Lennart Marioneck, DEU

theoretical besttime: 2:04.348

1	3:08.219	1:32.514		1:09.399		26.306		11	2:09.893	37.759		1:01.761		30.373	
2	2:07.590	38.966		1:02.780		25.844		12	5:18.445	3:46.338		1:02.013		30.094	
3	2:06.376	38.574		1:02.158		25.644		13	5:41.261	4:09.537		1:04.752		26.972	
4	2:24.384	38.753		1:10.973		34.658		14	2:07.700	38.659		1:03.545		25.496	
5	9:49.640	8:19.259		1:03.755		26.626		15	2:06.035	38.276		1:02.433		25.326	
6	2:05.302	38.093		1:01.693		25.516		16	2:05.722	37.834		1:02.352		25.536	
7	2:07.325	38.095		1:02.692		26.538		17	2:05.611	38.277		1:01.897		25.437	
8	2:04.753	37.943		1:01.321		25.489		18	2:05.222	37.823		1:02.076		25.323	
9	2:05.371	37.890		1:01.781		25.700		19	2:05.042	37.704		1:01.895		25.443	



ADAC GT Masters

Lap Analysis Free Practice 1



Provisional

Reg. Nr.: 44/2014

Friday 8.8.2014 09:00

Slovakiaring, Length: 5922 m

Air temperature: 25.5°C

Track temperature: 24.7°C

Weather condition: Dry

Lap	Time	SE1	SP1	SE2	SP2	SE3	SP3	Lap	Time	SE1	SP1	SE2	SP2	SE3	SP3
10	2:05.581	38.361		1:01.426		25.794		20	2:46.697	51.713		1:18.350		36.634	

18 Toni Seiler, CHE/ Andreas Simonsen, SWE

theoretical besttime: 2:03.516

1	3:57.547	2:03.121		1:13.591		40.835		9	4:50.795	3:18.270		1:05.972		26.553	
2	5:47.457	3:56.741		1:12.473		38.243		10	2:05.664	38.632		1:01.640		25.392	
3	10:15.049	8:33.495		1:05.963		35.591		11	2:05.199	37.987		1:01.669		25.543	
4	6:19.000	4:47.704		1:05.098		26.198		12	2:27.505	42.139		1:10.774		34.592	
5	2:09.105	39.190		1:04.027		25.888		13	8:03.494	6:36.439		1:01.806		25.249	
6	2:08.510	38.856		1:03.699		25.955		14	2:03.866	37.570		1:00.977		25.319	
7	2:06.801	38.788		1:02.411		25.602		15	2:04.026	37.290		1:01.405		25.331	
8	2:10.966	38.693		1:02.076		30.197		16	2:08.241	37.391		1:01.234		29.616	

19 Claudia Hürtgen, DEU/ Dominik Baumann, AUT

theoretical besttime: 2:01.502

1	2:25.538	54.562		1:01.339		29.637		11	2:02.940	37.084		1:00.578		25.278	
2	3:05.249	1:38.232		1:01.183		25.834		12	2:06.752	37.203		1:00.115		29.434	
3	2:02.270	37.562		59.700		25.008		13	6:15.971	4:50.522		1:00.340		25.109	
4	2:16.600	37.221		1:03.993		35.386		14	2:02.390	37.237		59.843		25.310	
5	9:22.846	7:57.884		59.470		25.492		15	2:07.630	37.408		1:00.434		29.788	
6	2:01.630	37.161		59.410		25.059		16	6:24.677	4:58.032		1:01.589		25.056	
7	2:03.629	37.300		1:00.048		26.281		17	2:07.235	37.285		59.645		30.305	
8	2:06.457	37.195		59.904		29.358		18	3:36.307	2:10.342		1:00.782		25.183	
9	4:44.324	3:18.185		1:00.962		25.177		19	2:07.185	37.355		1:00.328		29.502	
10	2:02.042	37.353		59.626		25.063									

20 Max Sandritter, DEU/ Jens Klingmann, DEU

theoretical besttime: 2:01.465

1	2:20.722	54.135		1:01.178		25.409		12	2:03.585	37.379		1:00.698		25.508	
2	2:02.205	37.727		59.299		25.179		13	2:11.444	38.012		1:03.145		30.287	
3	2:01.960	37.323		59.388		25.249		14	8:00.553	6:33.511		1:01.708		25.334	
4	2:07.101	37.234		59.787		30.080		15	2:03.025	37.396		1:00.394		25.235	
5	10:39.556	9:14.966		59.342		25.248		16	2:02.515	37.082		1:00.334		25.099	
6	2:01.958	37.237		59.556		25.165		17	2:06.715	37.342		1:00.216		29.157	
7	2:02.195	37.314		59.650		25.231		18	4:00.492	2:31.078		1:04.189		25.225	
8	2:06.950	37.393		1:00.247		29.310		19	2:01.897	37.194		59.619		25.084	
9	5:01.770	3:35.489		1:00.857		25.424		20	2:01.677	37.242		59.322		25.113	
10	2:03.377	37.474		1:00.511		25.392		21	2:07.369	37.170		1:00.409		29.790	
11	2:03.520	37.445		1:00.626		25.449									

21 Luca Ludwig, DEU/ Alon Day, ISR


theoretical besttime: 2:02.317

1	3:14.136	1:31.900		1:13.741		28.495		11	2:07.377	37.443		1:00.504		29.430	
2	2:18.195	43.853		1:05.991		28.351		12	8:53.986	7:28.062		1:00.725		25.199	
3	2:04.118	37.866		1:00.931		25.321		13	2:02.985	37.380		1:00.432		25.173	
4	2:16.895	38.995		1:04.144		33.756		14	2:03.562	37.486		1:00.476		25.600	
5	9:49.255	8:20.522		1:02.032		26.701		15	2:07.802	37.446		1:00.753		29.603	
6	2:04.155	37.738		1:01.091		25.326		16	5:34.756	4:09.162		1:00.468		25.126	
7	2:08.432	37.817		1:01.211		29.404		17	2:02.740	37.256		1:00.363		25.121	
8	5:27.266	3:59.200		1:02.363		25.703		18	2:02.748	37.138		1:00.407		25.203	
9	2:03.232	37.571		1:00.442		25.219		19	2:12.698	39.711		1:02.248		30.739	
10	2:02.612	37.347		1:00.058		25.207									

22 Nico Bastian, DEU/ Jaime Alguersuari, ESP

theoretical besttime: 2:02.443

1	3:54.942	2:17.318		1:12.137		25.487		11	2:04.695	37.694		1:01.363		25.638	
2	2:03.214	37.640		1:00.155		25.419		12	2:23.180	37.628		1:12.100		33.452	
3	2:03.045	37.345		1:00.334		25.366		13	2:04.700	37.909		1:01.185		25.606	
4	2:38.840	45.800		1:16.057		36.983		14	2:04.350	37.669		1:01.141		25.540	
5	9:17.834	7:49.180		1:03.315		25.339		15	2:11.170	37.516		1:01.626		32.028	
6	2:02.928	37.314		1:00.385		25.229		16	7:26.035	5:58.193		1:02.241		25.601	
7	2:02.995	37.222		1:00.447		25.326		17	2:03.223	37.707		1:00.165		25.351	
8	2:07.503	37.386		1:00.575		29.542		18	2:02.815	37.255		1:00.201		25.359	
9	6:56.081	5:26.470		1:03.339		26.272		19	2:02.470	37.110		1:00.104		25.256	



ADAC GT Masters

Lap Analysis Free Practice 1



Provisional

Reg. Nr.: 44/2014

Friday 8.8.2014 09:00

Slovakiaring, Length: 5922 m

Air temperature: 25.5°C

Track temperature: 24.7°C

Weather condition: Dry

Lap	Time	SE1	SP1	SE2	SP2	SE3	SP3	Lap	Time	SE1	SP1	SE2	SP2	SE3	SP3
10	2:05.663	38.263		1:01.643		25.757		20	2:23.118	43.683		1:06.685		32.750	

23 Maro Engel, DEU/ Jan Seyffarth, DEU

theoretical besttime: 2:02.224

1	2:24.576	50.836		1:03.569		30.171		10	6:30.639	5:01.536		1:01.901		27.202	
2	2:04.254	37.962		1:00.788		25.504		11	2:03.773	37.556		1:00.737		25.480	
3	2:03.656	37.671		1:00.474		25.511		12	2:10.406	37.519		1:01.273		31.614	
4	2:11.261	37.474		1:00.869		32.918		13	9:55.223	8:29.326		1:00.396		25.501	
5	10:40.431	9:13.168		1:01.261		26.002		14	2:02.529	37.475		59.786		25.268	
6	2:04.020	37.577		1:00.554		25.889		15	2:07.382	37.685		59.839		29.858	
7	2:04.948	38.472		1:01.068		25.408		16	4:44.283	3:19.088		59.956		25.239	
8	2:03.236	37.379		1:00.479		25.378		17	2:02.308	37.254		59.864		25.190	
9	2:08.195	37.248		1:00.908		30.039		18	2:09.325	38.455		1:01.035		29.835	

24 Albert von Thurn und Taxis, DEU/ Tomas Enge, CZE

theoretical besttime: 2:01.596

1	2:44.386	1:07.286		1:04.097		33.003		11	2:10.668	37.249		1:01.662		31.757	
2	6:16.385	4:40.130		1:04.051		32.204		12	4:12.353	2:44.613		1:02.393		25.347	
3	10:39.114	9:08.879		1:02.162		28.073		13	2:01.773	37.169		59.778		24.826	
4	2:02.818	37.306		1:00.511		25.001		14	2:08.782	36.992		1:00.375		31.415	
5	2:04.690	37.225		1:00.895		26.570		15	4:05.419	2:30.010		1:04.409		31.000	
6	2:02.859	37.120		1:00.719		25.020		16	2:03.283	37.288		1:01.074		24.921	
7	2:03.544	37.390		1:00.929		25.225		17	2:03.239	37.380		1:00.834		25.025	
8	2:12.028	37.201		1:02.337		32.490		18	2:03.375	37.384		1:01.003		24.988	
9	5:54.318	4:25.739		1:01.882		26.697		19	2:03.288	37.235		1:01.009		25.044	
10	2:02.889	37.234		1:00.681		24.974		20	2:13.134	37.224		1:02.105		33.805	

26 Maximilian Buhk, DEU/ Maximilian Götz, DEU

theoretical besttime: 2:02.366

1	3:53.581	2:24.851		1:03.429		25.301		12	2:05.295	37.263		1:01.590		26.442	
2	2:08.240	38.016		1:00.407		29.817		13	2:03.559	37.549		1:00.696		25.314	
3	2:09.426	37.530		1:00.169		31.727		14	2:03.466	37.420		1:00.798		25.248	
4	11:39.371	10:01.866		1:08.568		28.937		15	2:03.226	37.152		1:00.941		25.133	
5	2:03.240	37.741		1:00.394		25.105		16	2:08.517	37.377		1:01.207		29.933	
6	2:03.121	37.539		1:00.501		25.081		17	8:01.397	6:27.980		1:07.116		26.301	
7	2:03.227	37.428		1:00.753		25.046		18	2:03.385	37.705		1:00.635		25.045	
8	2:09.899	37.376		1:01.127		31.396		19	2:03.268	37.286		1:00.845		25.137	
9	5:05.475	3:33.818		1:04.174		27.483		20	2:03.461	37.248		1:01.031		25.182	
10	2:03.586	37.459		1:00.864		25.263		21	2:45.570	48.688		1:16.629		40.253	
11	2:03.883	37.244		1:01.272		25.367									

27 Luca Stolz, DEU/ Mathias Lauda, AUT

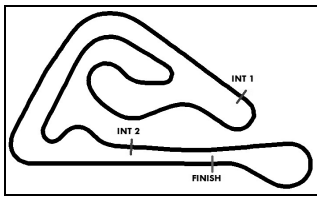
theoretical besttime: 2:02.351

1	2:43.311	1:11.119		1:06.071		26.121		13	3:30.659	2:03.483		1:01.770		25.406	
2	2:04.993	38.208		1:01.386		25.399		14	2:03.884	37.368		1:01.214		25.302	
3	2:03.828	37.705		1:00.792		25.331		15	2:03.904	37.479		1:01.046		25.379	
4	2:10.305	37.909		1:01.732		30.664		16	2:03.709	37.295		1:01.042		25.372	
5	10:32.272	9:01.755		1:04.399		26.118		17	2:04.574	37.468		1:01.723		25.383	
6	2:04.861	37.808		1:00.994		26.059		18	2:11.650	37.585		1:03.619		30.446	
7	2:04.582	38.084		1:01.105		25.393		19	5:42.535	4:15.968		1:01.158		25.409	
8	2:04.472	37.745		1:01.384		25.343		20	2:02.739	37.329		1:00.161		25.249	
9	2:17.700	38.203		1:11.320		28.177		21	2:02.404	37.072		1:00.214		25.118	
10	2:04.678	37.780		1:01.391		25.507		22	2:02.927	37.121		1:00.540		25.266	
11	2:04.477	37.714		1:01.446		25.317		23	2:13.714	39.403		1:04.362		29.949	
12	2:08.197	37.483		1:01.260		29.454									

32 Tomas Pivoda, CZE/ Gerhard Tweraser, AUT

theoretical besttime: 2:02.713

1	2:32.607	1:00.671		1:05.656		26.280		12	5:02.119	3:33.110		1:03.389		25.620	
2	2:07.042	39.677		1:01.498		25.867		13	2:05.567	38.513		1:01.493		25.561	
3	2:05.381	38.950		1:01.036		25.395		14	2:04.283	38.107		1:00.748		25.428	
4	2:12.260	38.419		1:01.695		32.146		15	2:10.899	37.909		1:01.006		31.984	
5	10:28.045	9:01.602		1:01.049		25.394		16	5:32.208	3:57.212		1:08.873		26.123	
6	2:03.427	37.705		1:00.387		25.335		17	2:04.709	38.539		1:00.809		25.361	



ADAC GT Masters

Lap Analysis Free Practice 1



Provisional

Reg. Nr.: 44/2014

Friday 8.8.2014 09:00

Slovakiaring, Length: 5922 m

Air temperature: 25.5°C

Track temperature: 24.7°C

Weather condition: Dry

Lap	Time	SE1	SP1	SE2	SP2	SE3	SP3	Lap	Time	SE1	SP1	SE2	SP2	SE3	SP3
7	2:05.693	38.500		1:01.841		25.352		18	2:02.811	37.609		1:00.138		25.064	
8	2:03.905	37.620		1:00.972		25.313		19	2:04.364	37.511		1:01.581		25.272	
9	2:03.514	37.655		1:00.551		25.308		20	2:08.996	37.652		1:00.384		30.960	
10	2:04.327	38.081		1:00.876		25.370		21	2:53.773	1:26.872		1:01.790		25.111	
11	2:10.623	38.074		1:01.720		30.829		22	4:32.807	37.695		2:07.263		1:47.849	

100 Florian Stoll, DEU/ Daniel Dobitsch, AUT

theoretical besttime: 2:03.033

1	2:53.233	1:19.719		1:07.268		26.246		12	2:08.636	38.109		1:00.367		30.160	
2	2:03.840	38.294		1:00.081		25.465		13	3:41.082	2:15.131		1:00.262		25.689	
3	2:04.042	38.103		1:00.411		25.528		14	2:03.562	37.828		1:00.293		25.441	
4	2:14.492	37.815		1:03.152		33.525		15	2:09.906	38.500		1:01.728		29.678	
5	10:39.974	9:07.826		1:05.919		26.229		16	3:21.996	1:54.788		1:01.590		25.618	
6	2:03.701	37.932		1:00.348		25.421		17	2:04.184	37.888		1:00.782		25.514	
7	2:06.235	37.915		1:02.839		25.481		18	2:04.342	37.531		1:01.255		25.556	
8	2:04.231	38.362		1:00.339		25.530		19	2:07.379	37.741		1:00.428		29.210	
9	2:04.126	37.932		1:00.488		25.706		20	3:03.252	1:35.878		1:01.646		25.728	
10	2:10.120	37.723		1:02.270		30.127		21	2:03.917	37.726		1:00.476		25.715	
11	5:05.538	3:39.196		1:00.791		25.551		22	2:09.839	37.859		1:01.570		30.410	