

ADAC GT Masters

Result List Qualifying 1



Provisional

Reg. Nr.: 44/2014

Friday 8.8.2014 16:50

Slovakiaring, Length: 5922 m

Air temperature: 30.4°C

Track temperature: 30.3°C

Weather condition: Dry

started : 26 classified : 26 not classified : 0

	Drivers	Team	Car	Lap	Best Time	Gap	Diff	Kph	Day Time
1	20 M.Sandritter/J.Klingmann	PIXUM Team Schubert	BMW Z4 GT3	3	2:01.312			175,7	17:07:37
2	13 D.Jahn/S.Barth	RWT Racing Team	Corvette Z06.R GT3	2	2:01.623	0.311	0.311	175,3	17:02:41
3	3 C.Engelhart/J.van Lagen	GW IT Racing Team Schütz Motors	Porsche 911 GT3 R	2	2:01.626	0.314	0.003	175,3	16:56:25
4	19 C.Hürtgen/D.Baumann	PIXUM Team Schubert	BMW Z4 GT3	3	2:01.696	0.384	0.070	175,2	16:57:27
5	22 N.Bastian/J.Alguersuari	ROWE Racing	Mercedes-Benz SLS AMG GT3	2	2:01.980	0.668	0.284	174,8	17:05:23
6	27 L.Stolz/M.Lauda	H.T.P. Motorsport	Mercedes-Benz SLS AMG GT3	3	2:02.144	0.832	0.164	174,5	17:08:18
7	1 A.Wirth/D.Keilwitz	Callaway Competition	Corvette Z06.R GT3	3	2:02.217	0.905	0.073	174,4	17:02:23
8	2 P.Assenheimer/D.Alessi	Callaway Competition	Corvette Z06.R GT3	3	2:02.327	1.015	0.110	174,3	17:02:13
9	16 P.Geipel/R.Frey	YACO Racing	Audi R8 LMS ultra	4	2:02.429	1.117	0.102	174,1	16:59:38
10	6 P.Frommenwiler/S.Asch	Farnbacher Racing	Porsche 911 GT3 R	3	2:02.431	1.119	0.002	174,1	17:05:20
11	23 M.Engel/J.Seyffarth	ROWE Racing	Mercedes-Benz SLS AMG GT3	2	2:02.487	1.175	0.056	174,1	16:55:09
12	26 M.Buhk/M.Götz	H.T.P. Motorsport	Mercedes-Benz SLS AMG GT3	3	2:02.649	1.337	0.162	173,8	17:07:03
13	10 K.van der Linde/R.Rast	Prosperia C. Abt Racing	Audi R8 LMS ultra	4	2:02.654	1.342	0.005	173,8	17:09:17
14	24 A.von Thurn und Taxis/T.Engel	Reiter Engineering	Chevrolet Camaro GT	3	2:02.849	1.537	0.195	173,5	16:56:54
15	21 L.Ludwig/A.Day	BKK Mobil Oil Zakspeed	Mercedes-Benz SLS AMG GT3	2	2:03.015	1.703	0.166	173,3	16:58:55
16	11 F.Hamprecht/N.Thiim	Prosperia C. Abt Racing	Audi R8 LMS ultra	2	2:03.208	1.896	0.193	173,0	16:57:48
17	14 F.Spengler/M.Asmer	MRS GT-Racing	McLaren MP4-12C GT3	2	2:03.222	1.910	0.014	173,0	17:01:20
18	100 F.Stoll/D.Dobitsch	kfzteile24 APR Motorsport	Audi R8 LMS ultra	7	2:03.260	1.948	0.038	173,0	17:15:48
19	9 F.Scholze(*G*)/D.Jöst(*G*)	TONINO Team Herberth	Porsche 911 GT3 R	3	2:03.321	2.009	0.061	172,9	16:59:00
20	17 R.Lips(*G*)/L.Marionek	Callaway Competition	Corvette Z06.R GT3	6	2:03.365	2.053	0.044	172,8	17:11:50
21	32 T.Pivoda/G.Tweraser	GRT Grasser Racing Team	Lamborghini Gallardo FL2	8	2:03.395	2.083	0.030	172,8	17:09:45
22	5 N.Morcom/A.Riberas	Farnbacher Racing	Porsche 911 GT3 R	3	2:03.560	2.248	0.165	172,5	17:05:53
23	12 N.Mayr-Melnhof/M.Winkelhock	Prosperia C. Abt Racing	Audi R8 LMS ultra	3	2:03.606	2.294	0.046	172,5	17:12:53
24	4 A.Wossos(*G*)/W.Nathan(*G*)	GW IT Racing Team Schütz Motors	Porsche 911 GT3 R	3	2:03.940	2.628	0.334	172,0	16:57:26
25	7 H.Handlos(*G*)/R.Renauer	TONINO Team Herberth	Porsche 911 GT3 R	4	2:04.665	3.353	0.725	171,0	16:59:12
26	18 T.Seiler(*G*)/A.Simonsen	Callaway Competition	Corvette Z06.R GT3	4	2:04.878	3.566	0.213	170,7	17:03:36

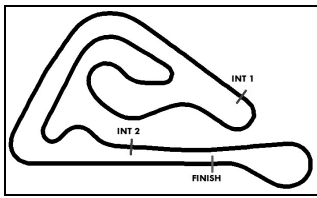
(*G*) marks the gentlemen driver

Subject to final scrutineering!

Publications Time:

Clerk of the course:

Time Keeping:



ADAC GT Masters

Lap Analysis Qualifying 1



Provisional

Reg. Nr.: 44/2014

Friday 8.8.2014 16:50


Slovakiaring, Length: 5922 m

Air temperature: 30.4°C

Track temperature: 30.3°C

Weather condition: Dry

Lap	Time	SE1	SP1	SE2	SP2	SE3	SP3	Lap	Time	SE1	SP1	SE2	SP2	SE3	SP3
1 Andreas Wirth, DEU/ Daniel Keilwitz, DEU								theoretical besttime: 2:02.216							
1	8:18.542	6:48.134		1:05.214		25.194		4	2:09.983	37.282		1:02.164		30.537	
2	2:02.567	37.140		1:00.520		24.907		5	7:36.870	6:06.730		1:02.906		27.234	
3	2:02.217	36.972		1:00.337		24.908		6	2:12.118	37.073		1:03.659		31.386	
2 Patrick Assenheimer, DEU/ Diego Alessi, ITA								theoretical besttime: 2:02.171							
1	8:02.467	6:26.373		1:09.197		26.897		4	2:02.512	37.126		1:00.513		24.873	
2	2:08.188	40.049		1:02.867		25.272		5	2:09.063	37.383		1:01.475		30.205	
3	2:02.327	37.282		1:00.204		24.841									
3 Christian Engelhart, DEU/ Jaap van Lagen, NLD								theoretical besttime: 2:01.518							
1	4:23.716	2:58.044		1:00.312		25.360		3	2:04.730	37.362		1:01.922		25.446	
2	2:01.626	37.470		59.094		25.062		4	2:10.665	37.491		59.919		33.255	
4 Antonios Wossos, GRC/ Wolf Nathan, NLD								theoretical besttime: 2:03.940							
1	3:17.429	1:48.766		1:02.352		26.311		4	2:04.548	38.122		1:01.053		25.373	
2	2:05.002	38.358		1:01.215		25.429		5	2:20.637	40.401		1:06.219		34.017	
3	2:03.940	38.093		1:00.494		25.353									
5 Nathan Morcom, AUS/ Alex Riberas, ESP								theoretical besttime: 2:03.488							
1	11:45.113	10:11.643		1:06.950		26.520		4	2:03.709	37.671		1:00.520		25.518	
2	2:04.292	37.957		1:00.965		25.370		5	2:13.605	37.931		1:03.369		32.305	
3	2:03.560	37.620		1:00.592		25.348									
6 Philipp Frommenwiler, CHE/ Sebastian Asch, DEU								theoretical besttime: 2:02.346							
1	11:14.888	9:29.833		1:15.632		29.423		3	2:02.431	37.406		59.702		25.323	
2	2:02.649	37.676		59.735		25.238		4	2:09.708	37.429		1:00.315		31.964	
7 Herbert Handlos, AUT/ Robert Renauer, DEU								theoretical besttime: 2:04.411							
1	2:51.914	1:15.868		1:08.911		27.135		6	2:18.164	42.640		1:03.582		31.942	
2	2:11.044	41.024		1:03.513		26.507		7	6:07.619	4:40.050		1:01.672		25.897	
3	2:04.670	38.176		1:00.760		25.734		8	2:05.715	38.435		1:01.372		25.908	
4	2:04.665	38.116		1:00.874		25.675		9	2:04.957	38.509		1:00.805		25.643	
5	2:04.845	38.386		1:00.924		25.535		10	2:15.307	38.515		1:01.206		35.586	
9 Florian Scholze, DEU/ Dominic Jöst, DEU								theoretical besttime: 2:03.028							
1	4:53.301	3:25.833		1:01.820		25.648		4	2:08.254	37.602		1:04.934		25.718	
2	2:03.360	37.877		1:00.190		25.293		5	2:13.264	37.856		1:03.155		32.253	
3	2:03.321	37.644		1:00.133		25.544									
10 Kelvin van der Linde, ZAF/ Rene Rast, DEU								theoretical besttime: 2:02.520							
1	13:08.918	11:40.929		1:02.444		25.545		4	2:02.654	37.513		59.785		25.356	
2	2:03.307	37.454		1:00.499		25.354		5	2:02.905	37.381		1:00.038		25.486	
3	2:02.823	37.462		59.944		25.417		6	2:29.287	46.054		1:07.873		35.360	
11 Fabian Hamprecht, DEU/ Nicki Thiim, DNK								theoretical besttime: 2:03.063							
1	5:45.114	4:14.695		1:04.811		25.608		5	6:29.629	4:57.441		1:06.363		25.825	
2	2:03.208	37.929		59.821		25.458		6	2:03.474	37.784		59.989		25.701	
3	2:03.363	37.875		59.932		25.556		7	2:16.722	42.348		1:03.278		31.096	
4	2:23.620	44.642		1:05.145		33.833									



ADAC GT Masters

Lap Analysis Qualifying 1



Provisional

Reg. Nr.: 44/2014

Friday 8.8.2014 16:50

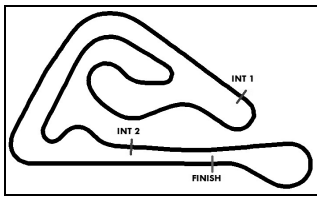
Slovakiaring, Length: 5922 m

Air temperature: 30.4°C

Track temperature: 30.3°C

Weather condition: Dry

Lap	Time	SE1	SP1	SE2	SP2	SE3	SP3	Lap	Time	SE1	SP1	SE2	SP2	SE3	SP3
12 Nikolaus Mayr-Melnhof, AUT/ Markus Winkelhock, DEU								theoretical besttime: 2:03.479							
1	18:45.984	17:10.219		1:08.648		27.117		3	2:03.606	37.913		1:00.208		25.485	
2	2:03.925	38.248		1:00.081		25.596		4	2:11.828	37.961		1:01.204		32.663	
13 David Jahn, DEU/ Sven Barth, DEU								theoretical besttime: 2:01.489							
1	10:39.600	9:12.912		1:01.663		25.025		4	2:02.181	37.030		1:00.165		24.986	
2	2:01.623	37.083		59.638		24.902		5	2:14.712	40.282		1:02.980		31.450	
3	2:01.997	36.949		59.966		25.082									
14 Florian Spengler, DEU/ Marko Asmer, EST								theoretical besttime: 2:03.222							
1	9:17.344	7:44.525		1:07.424		25.395		5	2:04.403	37.752		1:01.228		25.423	
2	2:03.222	37.576		1:00.476		25.170		6	2:04.570	37.820		1:01.198		25.552	
3	2:43.016	37.760		1:34.094		31.162		7	3:01.493	37.866		1:45.173		38.454	
4	4:22.956	2:56.334		1:01.305		25.317									
16 Philip Geipel, DEU/ Rahel Frey, CHE								theoretical besttime: 2:02.407							
1	3:19.126	1:36.256		1:11.545		31.325		5	2:03.309	37.490		1:00.364		25.455	
2	2:14.434	44.332		1:04.635		25.467		6	2:03.491	37.625		1:00.437		25.429	
3	2:02.743	37.655		59.705		25.383		7	2:08.314	37.887		1:00.938		29.489	
4	2:02.429	37.366		59.658		25.405									
17 Remo Lips, CHE/ Lennart Marioneck, DEU								theoretical besttime: 2:03.296							
1	8:38.165	7:08.965		1:03.458		25.742		5	2:03.619	37.497		1:00.947		25.175	
2	2:03.925	37.456		1:01.259		25.210		6	2:03.365	37.397		1:00.859		25.109	
3	2:14.099	38.884		1:04.543		30.672		7	2:03.782	37.328		1:01.101		25.353	
4	4:47.595	3:17.581		1:04.745		25.269		8	2:22.607	41.447		1:07.808		33.352	
18 Toni Seiler, CHE/ Andreas Simonsen, SWE								theoretical besttime: 2:04.515							
1	7:20.497	5:38.723		1:13.280		28.494		5	2:15.144	37.718		1:04.946		32.480	
2	2:05.386	38.589		1:01.601		25.196		6	3:18.913	1:46.611		1:06.598		25.704	
3	2:05.506	38.114		1:01.885		25.507		7	2:05.410	37.871		1:02.107		25.432	
4	2:04.878	37.788		1:01.604		25.486		8	2:20.134	37.896		1:05.595		36.643	
19 Claudia Hürtgen, DEU/ Dominik Baumann, AUT								theoretical besttime: 2:01.550							
1	3:03.417	1:08.295		1:21.423		33.699		4	2:01.701	37.137		59.543		25.021	
2	2:22.328	47.391		1:09.848		25.089		5	2:09.633	36.992		1:00.037		32.604	
3	2:01.696	37.063		59.618		25.015									
20 Max Sandritter, DEU/ Jens Klingmann, DEU								theoretical besttime: 2:01.303							
1	13:34.258	12:02.239		1:06.692		25.327		3	2:01.312	37.038		59.207		25.067	
2	2:01.845	37.546		59.241		25.058		4	2:05.984	37.092		59.356		29.536	
21 Luca Ludwig, DEU/ Alon Day, ISR								theoretical besttime: 2:02.769							
1	6:52.398	5:24.768		1:02.147		25.483		4	2:03.131	37.290		1:00.365		25.476	
2	2:03.015	37.536		1:00.336		25.143		5	2:18.167	41.088		1:06.408		30.671	
3	2:03.026	37.484		1:00.366		25.176									
22 Nico Bastian, DEU/ Jaime Alguersuari, ESP								theoretical besttime: 2:01.980							
1	13:21.448	11:47.825		1:06.467		27.156		4	2:07.973	37.101		1:00.567		30.305	
2	2:01.980	37.079		59.680		25.221		5	4:58.762	3:33.212		1:00.205		25.345	
3	2:02.082	37.096		59.723		25.263		6	2:07.526	37.125		1:00.228		30.173	



ADAC GT Masters

Lap Analysis Qualifying 1



Provisional

Reg. Nr.: 44/2014

Friday 8.8.2014 16:50

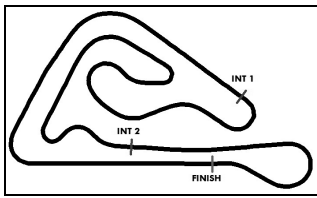
Slovakiaring, Length: 5922 m

Air temperature: 30.4°C

Track temperature: 30.3°C

Weather condition: Dry

Lap	Time	SE1	SP1	SE2	SP2	SE3	SP3	Lap	Time	SE1	SP1	SE2	SP2	SE3	SP3
23	Maro Engel, DEU/ Jan Seyffarth, DEU							theoretical besttime: 2:02.020							
1	3:07.209	1:35.232		1:05.689		26.288		5	13:15.472	11:37.348		1:09.766		28.358	
2	2:02.487	37.561		59.830		25.096		6	2:08.362	38.478		1:04.333		25.551	
3	2:09.182	37.094		1:03.763		28.325		7	2:10.918	37.283		1:00.475		33.160	
4	2:11.335	37.301		1:00.437		33.597									
24	Albert von Thurn und Taxis, DEU/ Tomas Enge, CZE							theoretical besttime: 2:02.457							
1	2:45.190	1:10.933		1:06.490		27.767		5	2:12.434	37.178		1:02.772		32.484	
2	2:06.309	37.806		1:02.765		25.738		6	10:50.611	9:22.211		1:03.321		25.079	
3	2:02.849	37.423		1:00.606		24.820		7	2:08.525	37.069		1:00.942		30.514	
4	2:02.972	37.031		1:00.937		25.004									
26	Maximilian Buhk, DEU/ Maximilian Götz, DEU							theoretical besttime: 2:02.496							
1	12:58.172	11:27.158		1:05.649		25.365		4	2:04.785	37.326		1:01.153		26.306	
2	2:02.832	37.417		1:00.433		24.982		5	2:02.948	37.417		1:00.475		25.056	
3	2:02.649	37.242		1:00.283		25.124		6	2:08.575	37.231		1:00.761		30.583	
27	Luca Stolz, DEU/ Mathias Lauda, AUT							theoretical besttime: 2:02.061							
1	14:14.074	12:40.515		1:08.141		25.418		4	2:02.618	37.145		1:00.351		25.122	
2	2:02.506	37.420		59.969		25.117		5	2:34.096	46.968		1:13.862		33.266	
3	2:02.144	37.021		1:00.052		25.071									
32	Tomas Pivoda, CZE/ Gerhard Tweraser, AUT							theoretical besttime: 2:03.246							
1	5:05.738	3:30.061		1:09.657		26.020		6	2:05.275	39.167		1:00.798		25.310	
2	2:05.417	38.704		1:01.296		25.417		7	2:03.543	37.743		1:00.447		25.353	
3	2:03.729	37.773		1:00.592		25.364		8	2:03.395	37.546		1:00.555		25.294	
4	2:03.563	37.597		1:00.713		25.253		9	2:09.897	37.665		1:01.340		30.892	
5	2:14.380	38.455		1:08.534		27.391									
100	Florian Stoll, DEU/ Daniel Dobitsch, AUT							theoretical besttime: 2:03.064							
1	5:28.745	3:51.878		1:11.070		25.797		5	9:53.127	8:26.522		1:01.044		25.561	
2	2:03.708	37.997		1:00.242		25.469		6	2:03.507	37.902		1:00.082		25.523	
3	2:03.340	37.785		1:00.101		25.454		7	2:03.260	37.528		1:00.138		25.594	
4	2:13.124	37.728		1:02.454		32.942		8	2:32.475	45.433		1:09.081		37.961	



ADAC GT Masters

Start Grid Race 1

Provisional

Reg. Nr.: 44/2014

Saturday 9.8.2014 12:00



Slovakiaring, Length: 5922 m

Air temperature: 29.6°C

Track temperature: 28.9°C

Weather condition: Dry

POLE POSITION

13 RWT Racing Team	2:01.623
David Jahn*/ Sven Barth	
19 PIXUM Team Schubert	2:01.696
Claudia Hürtgen*/ Dominik Baumann	
27 H.T.P. Motorsport	2:02.144
Luca Stolz*/ Mathias Lauda	
2 Callaway Competition	2:02.327
Patrick Assenheimer*/ Diego Alessi	
6 Farnbacher Racing	2:02.431
Philipp Frommenwiler*/ Sebastian Asch	
26 H.T.P. Motorsport	2:02.649
Maximilian Buhk*/ Maximilian Götz	
24 Reiter Engineering	2:02.849
Albert von Thurn und Taxis*/ Tomas Enge	
11 Prosperia C. Abt Racing	2:03.208
Fabian Hamprecht*/ Nicki Thiim	
9 TONINO Team Herberth	2:03.321
Florian Scholze*/ Dominic Jöst	
32 GRT Grasser Racing Team	2:03.395
Tomas Pivoda*/ Gerhard Tweraser	
5 Farnbacher Racing	2:03.560
Nathan Morcom*/ Alex Riberas	
4 GW IT Racing Team Schütz Motors	2:03.940
Antonios Wossos*/ Wolf Nathan	
18 Callaway Competition	2:04.878
Toni Seiler*/ Andreas Simonsen	

1	20 PIXUM Team Schubert	2:01.312
	Max Sandritter*/ Jens Klingmann	
2	3 GW IT Racing Team Schütz Motors	2:01.626
	Christian Engelhart*/ Jaap van Lagen	
3	22 ROWE Racing	2:01.980
	Nico Bastian*/ Jaime Alguersuari	
4	1 Callaway Competition	2:02.217
	Andreas Wirth*/ Daniel Keilwitz	
5	16 YACO Racing	2:02.429
	Philip Geipel*/ Rahel Frey	
6	23 ROWE Racing	2:02.487
	Maro Engel*/ Jan Seyffarth	
7	10 Prosperia C. Abt Racing	2:02.654
	Kelvin van der Linde*/ Rene Rast	
8	21 BKK Mobil Oil Zakspeed	2:03.015
	Luca Ludwig*/ Alon Day	
9	14 MRS GT-Racing	2:03.222
	Florian Spengler*/ Marko Asmer	
10	17 Callaway Competition	2:03.365
	Remo Lips*/ Lennart Marioneck	
11	100 kfzteile24 APR Motorsport	2:03.260
	Florian Stoll*/ Daniel Dobitsch	
12	12 Prosperia C. Abt Racing	2:03.606
	Nikolaus Mayr-Melnhof*/ Markus Winkelhock	
13	7 TONINO Team Herberth	2:04.665
	Herbert Handlos*/ Robert Renauer	

Following race director decision no. 11 - drop of 3 grid positions for car no. 100

* Marks the starting driver

Publications Time:

Clerk of the course:

Time Keeping: