

ADAC GT Masters

Result List Qualifying 2



Provisional

Reg. Nr.: 44/2014

Friday 8.8.2014 17:25

Slovakiaring, Length: 5922 m

Air temperature: 30.2°C

Track temperature: 32.9°C

Weather condition: Dry

started : 26 classified : 26 not classified : 0

	Drivers	Team	Car	Lap	Best Time	Gap	Diff	Kph	Day Time
1	20 M.Sandritter/J.Klingmann	PIXUM Team Schubert	BMW Z4 GT3	4	2:00.542			176,9	17:42:15
2	19 C.Hürtgen/D.Baumann	PIXUM Team Schubert	BMW Z4 GT3	4	2:00.966	0.424	0.424	176,2	17:54:38
3	1 A.Wirth/D.Keilwitz	Callaway Competition	Corvette Z06.R GT3	2	2:01.122	0.580	0.156	176,0	17:30:28
4	24 A.von Thum und Taxis/T.Enge	Reiter Engineering	Chevrolet Camaro GT	4	2:01.600	1.058	0.478	175,3	17:55:49
5	2 P.Assenheimer/D.Alessi	Callaway Competition	Corvette Z06.R GT3	6	2:01.773	1.231	0.173	175,1	17:55:10
6	10 K.van der Linde/R.Rast	Prosperia C. Abt Racing	Audi R8 LMS ultra	6	2:01.800	1.258	0.027	175,0	17:55:40
7	21 L.Ludwig/A.Day	BKK Mobil Oil Zakspeed	Mercedes-Benz SLS AMG GT3	2	2:01.887	1.345	0.087	174,9	17:47:06
8	6 P.Frommenwiler/S.Asch	Farnbacher Racing	Porsche 911 GT3 R	2	2:01.926	1.384	0.039	174,9	17:47:35
9	3 C.Engelhart/J.van Lagen	GW IT Racing Team Schütz Motors	Porsche 911 GT3 R	6	2:01.969	1.427	0.043	174,8	17:56:34
10	16 P.Geipel/R.Frey	YACO Racing	Audi R8 LMS ultra	6	2:01.997	1.455	0.028	174,8	17:44:24
11	11 F.Hamprecht/N.Thiim	Prosperia C. Abt Racing	Audi R8 LMS ultra	2	2:02.034	1.492	0.037	174,7	17:47:17
12	13 D.Jahn/S.Barth	RWT Racing Team	Corvette Z06.R GT3	2	2:02.044	1.502	0.010	174,7	17:42:43
13	26 M.Buhk/M.Götz	H.T.P. Motorsport	Mercedes-Benz SLS AMG GT3	2	2:02.069	1.527	0.025	174,6	17:47:26
14	23 M.Engel/J.Seyffarth	ROWE Racing	Mercedes-Benz SLS AMG GT3	5	2:02.087	1.545	0.018	174,6	17:55:17
15	12 N.Mayr-Melnhof/M.Winkelhock	Prosperia C. Abt Racing	Audi R8 LMS ultra	4	2:02.133	1.591	0.046	174,6	17:55:14
16	18 T.Seiler(*G*)/A.Simonsen	Callaway Competition	Corvette Z06.R GT3	4	2:02.138	1.596	0.005	174,6	17:44:41
17	32 T.Pivoda/G.Tweraser	GRT Grasser Racing Team	Lamborghini Gallardo FL2	3	2:02.157	1.615	0.019	174,5	17:42:24
18	22 N.Bastian/J.Alguersuari	ROWE Racing	Mercedes-Benz SLS AMG GT3	4	2:02.157	1.615		174,5	17:55:32
19	27 L.Stolz/M.Lauda	H.T.P. Motorsport	Mercedes-Benz SLS AMG GT3	3	2:02.217	1.675	0.060	174,4	17:49:54
20	17 R.Lips(*G*)/L.Marionek	Callaway Competition	Corvette Z06.R GT3	5	2:02.264	1.722	0.047	174,4	17:48:54
21	5 N.Morcom/A.Riberas	Farnbacher Racing	Porsche 911 GT3 R	3	2:02.496	1.954	0.232	174,0	17:50:27
22	100 F.Stoll/D.Dobitsch	kfzteile24 APR Motorsport	Audi R8 LMS ultra	8	2:03.158	2.616	0.662	173,1	17:56:14
23	9 F.Scholze(*G*)/D.Jöst(*G*)	TONINO Team Herberth	Porsche 911 GT3 R	2	2:03.398	2.856	0.240	172,8	17:29:31
24	14 F.Spengler/M.Asmer	MRS GT-Racing	McLaren MP4-12C GT3	5	2:03.641	3.099	0.243	172,4	17:50:04
25	4 A.Wossos(*G*)/W.Nathan(*G*)	GW IT Racing Team Schütz Motors	Porsche 911 GT3 R	2	2:04.434	3.892	0.793	171,3	17:43:35
26	7 H.Handlos(*G*)/R.Renauer	TONINO Team Herberth	Porsche 911 GT3 R	2	2:13.505	12.963	9.071	159,7	17:30:02

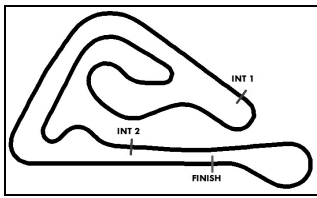
(*G*) marks the gentlemen driver

Subject to final scrutineering!

Publications Time:

Clerk of the course:

Time Keeping:



ADAC GT Masters

Lap Analysis Qualifying 2



Provisional

Reg. Nr.: 44/2014

Friday 8.8.2014 17:25


Slovakiaring, Length: 5922 m

Air temperature: 30.2°C

Track temperature: 32.9°C

Weather condition: Dry

Lap	Time	SE1	SP1	SE2	SP2	SE3	SP3	Lap	Time	SE1	SP1	SE2	SP2	SE3	SP3
1 Andreas Wirth, DEU/ Daniel Keilwitz, DEU								theoretical besttime: 2:01.025							
1	3:27.145	1:59.166		1:03.061		24.918		3	2:15.967	36.872		1:03.553		35.542	
2	2:01.122	36.969		59.393		24.760		4	2:59.716	20:13.645		1:06.032		40.039	
2 Patrick Assenheimer, DEU/ Diego Alessi, ITA								theoretical besttime: 2:01.653							
1	19:40.476	18:12.518		1:02.796		25.162		5	2:13.524	37.132		1:10.168		26.224	
2	2:02.116	37.180		1:00.080		24.856		6	2:01.773	36.917		1:00.099		24.757	
3	2:10.911	41.837		1:03.742		25.332		7	2:19.253	36.886		1:00.159		42.208	
4	2:01.959	37.127		1:00.010		24.822									
3 Christian Engelhart, DEU/ Jaap van Lagen, NLD								theoretical besttime: 2:01.843							
1	3:51.074	2:26.223		59.699		25.152		5	2:01.988	37.416		59.574		24.998	
2	2:02.165	37.277		59.688		25.200		6	2:01.969	37.271		59.598		25.100	
3	2:36.007	37.318		1:16.937		41.752		7	2:34.937	43.555		1:09.784		41.598	
4	19:00.847	17:32.985		1:02.754		25.108									
4 Antonios Wossos, GRC/ Wolf Nathan, NLD								theoretical besttime: 2:04.352							
1	16:30.838	15:03.098		1:02.092		25.648		3	2:16.185	38.245		1:01.422		36.518	
2	2:04.434	38.327		1:00.537		25.570									
5 Nathan Morcom, AUS/ Alex Riberas, ESP								theoretical besttime: 2:02.496							
1	21:12.103	19:42.393		1:04.272		25.438		4	2:12.843	38.321		1:03.652		30.870	
2	2:12.594	38.465		1:08.206		25.923		5	3:55.258	2:14.385		1:04.057		36.816	
3	2:02.496	37.090		1:00.064		25.342									
6 Philipp Frommenwiler, CHE/ Sebastian Asch, DEU								theoretical besttime: 2:01.926							
1	20:33.656	19:04.991		1:03.237		25.428		3	2:02.506	37.335		1:00.017		25.154	
2	2:01.926	37.261		59.597		25.068		4	3:17.496	1:24.192		1:12.442		40.862	
7 Herbert Handlos, AUT/ Robert Renauer, DEU								theoretical besttime: 2:10.078							
1	2:49.090	1:16.412		1:07.121		25.557									
2	2:13.505	40.777		1:07.226		25.502									
9 Florian Scholze, DEU/ Dominic Jöst, DEU								theoretical besttime: 2:03.183							
1	2:28.499	1:00.667		1:02.097		25.735		5	2:23.038	37.668		1:19.792		25.578	
2	2:03.398	37.883		1:00.201		25.314		6	2:03.910	37.678		1:00.831		25.401	
3	2:14.245	37.781		1:03.194		33.270		7	2:12.352	37.868		1:00.786		33.698	
4	8:40.507	7:13.630		1:01.332		25.545									
10 Kelvin van der Linde, ZAF/ Rene Rast, DEU								theoretical besttime: 2:01.514							
1	19:56.869	18:12.828		1:10.021		34.020		5	2:23.253	46.224		1:09.095		27.934	
2	2:01.892	37.251		59.519		25.122		6	2:01.800	37.331		59.339		25.130	
3	2:05.897	37.156		1:03.505		25.236		7	2:28.166	37.053		1:11.277		39.836	
4	2:11.145	37.275		1:00.772		33.098									
11 Fabian Hamprecht, DEU/ Nicki Thiim, DNK								theoretical besttime: 2:01.621							
1	20:15.485	18:39.566		1:09.998		25.921		4	3:21.041	1:48.871		1:04.917		27.253	
2	2:02.034	37.539		59.330		25.165		5	2:02.091	37.491		59.290		25.310	
3	2:11.041	37.334		59.270		34.437									
12 Nikolaus Mayr-Melnhof, AUT/ Markus Winkelhock, DEU								theoretical besttime: 2:01.920							
1	24:07.439	22:30.357		1:11.293		25.789		4	2:02.133	37.500		59.495		25.138	
2	2:02.415	37.755		59.430		25.230		5	2:19.320	37.352		1:02.045		39.923	
3	2:02.266	37.420		59.692		25.154									



ADAC GT Masters

Lap Analysis Qualifying 2



Provisional

Reg. Nr.: 44/2014

Friday 8.8.2014 17:25

Slovakiaring, Length: 5922 m

Air temperature: 30.2°C

Track temperature: 32.9°C

Weather condition: Dry

Lap	Time	SE1	SP1	SE2	SP2	SE3	SP3	Lap	Time	SE1	SP1	SE2	SP2	SE3	SP3
13	David Jahn, DEU/ Sven Barth, DEU							theoretical besttime: 2:01.907							
1	15:41.741	14:07.946		1:08.640		25.155		4	2:02.478	37.004		1:00.385		25.089	
2	2:02.044	37.141		59.983		24.920		5	2:11.520	38.007		1:02.525		30.988	
3	2:02.299	37.091		1:00.073		25.135									

14	Florian Spengler, DEU/ Marko Asmer, EST							theoretical besttime: 2:03.501							
1	9:18.039	6:54.136		1:36.657		47.246		5	2:03.641	37.506		1:00.824		25.311	
2	9:35.219	8:05.411		1:03.998		25.810		6	2:13.824	37.700		1:10.105		26.019	
3	2:04.058	37.872		1:00.882		25.304		7	2:04.200	37.609		1:01.200		25.391	
4	2:03.983	37.988		1:00.709		25.286		8	2:19.508	39.658		1:04.920		34.930	

16	Philip Geipel, DEU/ Rahel Frey, CHE							theoretical besttime: 2:01.954							
1	2:35.098	1:01.823		1:06.863		26.412		6	2:01.997	37.134		59.680		25.183	
2	2:15.800	41.423		1:09.101		25.276		7	2:08.162	37.300		1:05.332		25.530	
3	2:19.647	37.338		59.770		42.539		8	2:15.135	37.301		1:02.436		35.398	
4	8:09.731	6:43.833		1:00.483		25.415		9	4:40.090	2:54.524		1:09.380		36.186	
5	2:02.224	37.356		59.728		25.140									

17	Remo Lips, CHE/ Lennart Marioneck, DEU							theoretical besttime: 2:02.041							
1	8:27.546	6:22.628		1:23.285		41.633		5	2:02.264	37.008		1:00.364		24.892	
2	9:19.486	7:48.034		1:06.165		25.287		6	2:12.517	39.922		1:01.847		30.748	
3	2:03.000	37.552		1:00.565		24.883		7	3:37.298	2:11.743		1:00.342		25.213	
4	2:02.288	37.113		1:00.398		24.777		8	2:19.186	37.642		1:00.256		41.288	

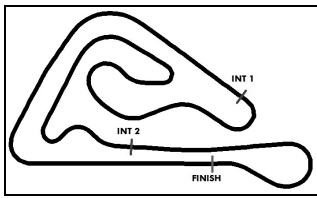
18	Toni Seiler, CHE/ Andreas Simonsen, SWE							theoretical besttime: 2:01.995							
1	8:41.883	6:34.042		1:27.568		40.273		6	2:02.589	37.159		1:00.459		24.971	
2	6:54.614	5:22.811		1:06.019		25.784		7	2:09.795	37.026		1:01.321		31.448	
3	2:02.368	37.169		1:00.375		24.824		8	3:10.589	1:42.460		1:01.737		26.392	
4	2:02.138	37.053		1:00.219		24.866		9	2:02.159	37.055		1:00.145		24.959	
5	2:02.695	37.106		1:00.663		24.926		10	2:39.417	42.195		1:14.905		42.317	

19	Claudia Hürtgen, DEU/ Dominik Baumann, AUT							theoretical besttime: 2:00.858							
1	23:22.499	21:34.524		1:17.277		30.698		4	2:00.966	36.858		59.102		25.006	
2	2:11.069	43.409		1:02.400		25.260		5	2:16.814	36.912		59.596		40.306	
3	2:04.081	37.940		1:01.243		24.898									

20	Max Sandritter, DEU/ Jens Klingmann, DEU							theoretical besttime: 2:00.541							
1	6:03.230	4:37.787		1:00.465		24.978		5	2:00.800	37.069		58.823		24.908	
2	2:40.921	38.085		1:22.348		40.488		6	2:06.964	36.944		59.041		30.979	
3	6:31.057	5:06.199		59.974		24.884		7	8:50.697	6:46.290		1:20.259		44.148	
4	2:00.542	36.945		58.755		24.842									

21	Luca Ludwig, DEU/ Alon Day, ISR							theoretical besttime: 2:01.781							
1	20:04.937	18:35.570		1:04.335		25.032		4	2:01.928	37.172		59.870		24.886	
2	2:01.887	37.025		59.905		24.957		5	2:17.180	37.130		1:04.385		35.665	
3	2:09.172	37.112		1:02.107		29.953									

22	Nico Bastian, DEU/ Jaime Alguersuari, ESP							theoretical besttime: 2:01.955							
1	24:26.251	22:53.100		1:06.429		26.722		4	2:02.157	37.112		59.747		25.298	
2	2:02.330	37.461		59.626		25.243		5	2:33.466	37.157		1:14.949		41.360	
3	2:02.163	37.143		59.803		25.217									



ADAC GT Masters

Lap Analysis Qualifying 2



Provisional

Reg. Nr.: 44/2014

Friday 8.8.2014 17:25

Slovakiaring, Length: 5922 m

Air temperature: 30.2°C

Track temperature: 32.9°C

Weather condition: Dry

Lap	Time	SE1	SP1	SE2	SP2	SE3	SP3	Lap	Time	SE1	SP1	SE2	SP2	SE3	SP3
23 Maro Engel, DEU/ Jan Seyffarth, DEU								theoretical besttime: 2:01.918							
1	2:40.155	1:09.381		1:04.865		25.909		4	21:15.439	19:46.370		1:03.849		25.220	
2	2:06.246	37.481		1:03.577		25.188		5	2:02.087	37.148		59.642		25.297	
3	2:13.377	37.250		59.707		36.420		6	2:22.491	37.088		1:06.021		39.382	
24 Albert von Thurn und Taxis, DEU/ Tomas Enge, CZE								theoretical besttime: 2:01.528							
1	24:43.534	23:17.891		1:00.533		25.110		4	2:01.600	36.745		1:00.081		24.774	
2	2:02.068	37.009		1:00.357		24.702		5	2:23.989	37.627		1:05.802		40.560	
3	2:02.028	36.888		1:00.364		24.776									
26 Maximilian Buhk, DEU/ Maximilian Götz, DEU								theoretical besttime: 2:01.858							
1	20:24.250	18:51.535		1:07.039		25.676		5	2:02.416	37.114		1:00.328		24.974	
2	2:02.069	37.212		59.966		24.891		6	2:02.486	37.140		1:00.295		25.051	
3	2:02.281	37.205		1:00.198		24.878		7	2:25.872	37.014		1:10.023		38.835	
4	2:11.225	37.271		1:05.443		28.511									
27 Luca Stolz, DEU/ Mathias Lauda, AUT								theoretical besttime: 2:02.037							
1	20:49.850	19:18.274		1:03.304		28.272		5	2:02.617	36.963		1:00.508		25.146	
2	2:02.512	37.174		1:00.347		24.991		6	2:02.698	37.290		1:00.329		25.079	
3	2:02.217	37.143		1:00.177		24.897		7	2:39.882	47.375		1:12.911		39.596	
4	2:15.832	41.803		1:08.490		25.539									
32 Tomas Pivoda, CZE/ Gerhard Tweraser, AUT								theoretical besttime: 2:02.126							
1	8:20.037	6:17.198		1:20.220		42.619		6	2:17.017	37.700		1:04.418		34.899	
2	7:02.590	5:32.157		1:05.002		25.431		7	4:34.501	3:06.501		1:01.745		26.255	
3	2:02.157	37.384		59.772		25.001		8	2:03.382	37.473		1:00.655		25.254	
4	2:02.477	37.355		1:00.026		25.096		9	2:26.169	37.470		1:09.381		39.318	
5	2:02.610	37.353		1:00.224		25.033									
100 Florian Stoll, DEU/ Daniel Dobitsch, AUT								theoretical besttime: 2:03.023							
1	5:35.907	4:05.223		1:04.459		26.225		6	2:24.028	37.641		1:10.819		35.568	
2	2:39.347	37.830		1:17.044		44.473		7	3:29.945	1:59.008		1:05.217		25.720	
3	10:55.811	9:27.070		1:02.934		25.807		8	2:03.158	37.744		59.941		25.473	
4	2:03.270	37.783		59.968		25.519		9	2:38.974	47.135		1:12.673		39.166	
5	2:03.451	37.609		1:00.209		25.633									