

ADAC GT Masters

Result List Qualifying 1



Provisional

Nürburgring Sprint NGK, Length: 3629 m

Air temperature: 16.2°C

Track temperature: 20.3°C

Weather condition: Wet

Reg. Nr.: 255/14

Friday 29.8.2014 16:45

started : 26 classified : 26 not classified : 0

| | Drivers | Team | Car | Lap | Best Time | Gap | Diff | Kph | Day Time |
|----|---------------------------------|---------------------------------|---------------------------|-----|-----------------|-------|-------|-------|----------|
| 1 | 21 A.Day/L.Ludwig | BKK Mobil Oil Zakspeed | Mercedes-Benz SLS AMG GT3 | 4 | 1:28.715 | | | 147,3 | 16:51:16 |
| 2 | 3 C.Engelhart/J.van Lagen | GW IT Racing Team Schütz Motors | Porsche 911 GT3 R | 3 | 1:28.903 | 0.188 | 0.188 | 147,0 | 16:51:07 |
| 3 | 13 D.Jahn/S.Barth | RWT Racing Team | Corvette Z06.R GT3 | 6 | 1:28.946 | 0.231 | 0.043 | 146,9 | 16:54:27 |
| 4 | 10 K.van der Linde/R.Rast | Prosperia C. Abt Racing | Audi R8 LMS ultra | 4 | 1:28.963 | 0.248 | 0.017 | 146,9 | 16:51:26 |
| 5 | 8 R.Renauer/N.Siedler | TONINO Team Herberth | Porsche 911 GT3 R | 7 | 1:29.011 | 0.296 | 0.048 | 146,8 | 16:56:15 |
| 6 | 12 C.Jöns/M.Winkelhock | Prosperia C. Abt Racing | Audi R8 LMS ultra | 4 | 1:29.012 | 0.297 | 0.001 | 146,8 | 16:52:05 |
| 7 | 23 M.Engel/J.Seyffarth | ROWE Racing | Mercedes-Benz SLS AMG GT3 | 6 | 1:29.014 | 0.299 | 0.002 | 146,8 | 16:54:34 |
| 8 | 1 A.Wirth/D.Keilwitz | Callaway Competition | Corvette Z06.R GT3 | 4 | 1:29.083 | 0.368 | 0.069 | 146,7 | 16:51:24 |
| 9 | 5 M.Farnbacher/N.Morcom | Farnbacher Racing | Porsche 911 GT3 R | 3 | 1:29.098 | 0.383 | 0.015 | 146,6 | 16:50:10 |
| 10 | 6 S.Asch/P.Frommenwiler | Farnbacher Racing | Porsche 911 GT3 R | 4 | 1:29.134 | 0.419 | 0.036 | 146,6 | 16:52:16 |
| 11 | 26 R.van der Zande/M.Götz | H.T.P. Motorsport | Mercedes-Benz SLS AMG GT3 | 4 | 1:29.308 | 0.593 | 0.174 | 146,3 | 16:51:41 |
| 12 | 22 N.Bastian/J.Alguersuari | ROWE Racing | Mercedes-Benz SLS AMG GT3 | 4 | 1:29.379 | 0.664 | 0.071 | 146,2 | 16:51:36 |
| 13 | 27 L.Stolz/M.Lauda | H.T.P. Motorsport | Mercedes-Benz SLS AMG GT3 | 6 | 1:29.405 | 0.690 | 0.026 | 146,1 | 16:55:07 |
| 14 | 19 C.Hürtgen/D.Baumann | PIXUM Team Schubert | BMW Z4 GT3 | 5 | 1:29.451 | 0.736 | 0.046 | 146,1 | 16:53:42 |
| 15 | 16 P.Geipel/R.Frey | YACO Racing | Audi R8 LMS ultra | 6 | 1:29.664 | 0.949 | 0.213 | 145,7 | 16:54:53 |
| 16 | 100 F.Stoll/D.Dobitsch | kfzteile24 APR Motorsport | Audi R8 LMS ultra | 4 | 1:29.733 | 1.018 | 0.069 | 145,6 | 16:51:23 |
| 17 | 14 F.Spengler/M.Asmer | MRS GT-Racing | McLaren MP4-12C GT3 | 5 | 1:29.750 | 1.035 | 0.017 | 145,6 | 16:53:03 |
| 18 | 7 H.Handlos(*G*)/A.Renauer | TONINO Team Herberth | Porsche 911 GT3 R | 3 | 1:29.793 | 1.078 | 0.043 | 145,5 | 16:50:14 |
| 19 | 18 T.Seiler(*G*)/J.Bleekemolen | Callaway Competition | Corvette Z06.R GT3 | 5 | 1:29.821 | 1.106 | 0.028 | 145,4 | 16:53:30 |
| 20 | 11 F.Hamprecht/N.Thiim | Prosperia C. Abt Racing | Audi R8 LMS ultra | 4 | 1:29.834 | 1.119 | 0.013 | 145,4 | 16:52:20 |
| 21 | 2 P.Assenheimer/D.Alessi | Callaway Competition | Corvette Z06.R GT3 | 4 | 1:29.926 | 1.211 | 0.092 | 145,3 | 16:51:50 |
| 22 | 9 F.Scholze(*G*)/D.Jöst(*G*) | TONINO Team Herberth | Porsche 911 GT3 R | 4 | 1:30.093 | 1.378 | 0.167 | 145,0 | 16:52:43 |
| 23 | 17 R.Lips(*G*)/L.Marionek | Callaway Competition | Corvette Z06.R GT3 | 5 | 1:30.103 | 1.388 | 0.010 | 145,0 | 16:53:26 |
| 24 | 20 M.Sandritter/J.Klingmann | PIXUM Team Schubert | BMW Z4 GT3 | 4 | 1:30.130 | 1.415 | 0.027 | 145,0 | 16:55:36 |
| 25 | 24 A.von Thurn und Taxis/T.Enge | Reiter Engineering | Chevrolet Camaro GT | 5 | 1:30.204 | 1.489 | 0.074 | 144,8 | 16:53:20 |
| 26 | 4 A.Wossos(*G*)/W.Nathan(*G*) | GW IT Racing Team Schütz Motors | Porsche 911 GT3 R | 5 | 1:30.394 | 1.679 | 0.190 | 144,5 | 16:53:34 |

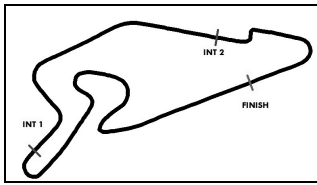
(*G*) marks the gentlemen driver

Subject to final scrutineering!

Publications Time:

Clerk of the course:

Time Keeping:



ADAC GT Masters

Lap Analysis Qualifying 1



Provisional

Nürburgring Sprint NGK, Length: 3629 m

Air temperature: 16.2°C

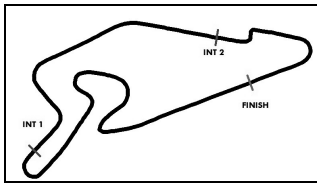
Track temperature: 20.3°C

Weather condition: Wet

Reg. Nr.: 255/14

Friday 29.8.2014 16:45

| Lap | Time | SE1 | SP1 | SE2 | SP2 | SE3 | SP3 | Lap | Time | SE1 | SP1 | SE2 | SP2 | SE3 | SP3 |
|---|-----------------|---------------|------------|---------------|------------|---------------|------------|---------------------------------------|-----------------|---------------|------------|---------------|------------|---------------|------------|
| 1 Andreas Wirth, DEU/ Daniel Keilwitz, DEU | | | | | | | | theoretical besttime: 1:29.083 | | | | | | | |
| 1 | 1:53.470 | 1:05.926 | 122 | 24.031 | 241 | 23.513 | 197 | 5 | 1:29.899 | 45.792 | 136 | 22.141 | 245 | 21.966 | 201 |
| 2 | 1:32.070 | 47.423 | 134 | 22.732 | 244 | 21.915 | 200 | 6 | 1:36.969 | 46.228 | 133 | 22.523 | 244 | 28.218 | |
| 3 | 1:30.224 | 46.253 | 136 | 22.343 | 245 | 21.628 | 201 | 7 | 3:54.520 | 2:57.660 | 131 | 24.309 | 191 | 32.551 | |
| 4 | 1:29.083 | 45.547 | 135 | 22.120 | 245 | 21.416 | 200 | | | | | | | | |
| 2 Patrick Assenheimer, DEU/ Diego Alessi, ITA | | | | | | | | theoretical besttime: 1:29.826 | | | | | | | |
| 1 | 2:18.211 | 1:23.706 | 118 | 25.998 | 159 | 28.507 | 187 | 5 | 1:37.298 | 46.932 | 131 | 22.594 | 245 | 27.772 | |
| 2 | 1:32.544 | 47.525 | 126 | 22.723 | 244 | 22.296 | 195 | 6 | 3:59.241 | 3:14.640 | 134 | 22.544 | 244 | 22.057 | 194 |
| 3 | 1:30.279 | 46.081 | 133 | 22.361 | 246 | 21.837 | 196 | 7 | 1:32.083 | 46.538 | 131 | 22.802 | 245 | 22.743 | 196 |
| 4 | 1:29.926 | 45.707 | 132 | 22.461 | 246 | 21.758 | 196 | 8 | 1:51.219 | 50.085 | 108 | 28.619 | 188 | 32.515 | |
| 3 Christian Engelhart, DEU/ Jaap van Lagen, NLD | | | | | | | | theoretical besttime: 1:28.532 | | | | | | | |
| 1 | 3:07.113 | 2:10.451 | 121 | 28.938 | 167 | 27.724 | 187 | 5 | 1:35.605 | 50.258 | 131 | 22.945 | 223 | 22.402 | 192 |
| 2 | 1:31.273 | 46.471 | 132 | 22.828 | 232 | 21.974 | 192 | 6 | 1:29.005 | 45.200 | 134 | 22.236 | 237 | 21.569 | 189 |
| 3 | 1:28.903 | 45.170 | 134 | 22.243 | 237 | 21.490 | 190 | 7 | 1:36.004 | 45.287 | 134 | 22.409 | 238 | 28.308 | |
| 4 | 1:32.734 | 44.806 | 135 | 22.282 | 238 | 25.646 | 192 | | | | | | | | |
| 4 Antonios Wossos, GRC/ Wolf Nathan, NLD | | | | | | | | theoretical besttime: 1:30.148 | | | | | | | |
| 1 | 2:27.367 | 1:34.405 | 122 | 25.370 | 192 | 27.592 | 183 | 5 | 1:30.394 | 45.722 | 133 | 22.710 | 237 | 21.962 | 191 |
| 2 | 1:34.409 | 47.699 | 132 | 23.012 | 231 | 23.698 | 188 | 6 | 1:30.896 | 45.795 | 134 | 22.541 | 238 | 22.560 | 192 |
| 3 | 1:31.368 | 46.649 | 134 | 22.800 | 235 | 21.919 | 191 | 7 | 1:30.801 | 46.033 | 133 | 22.604 | 238 | 22.164 | 190 |
| 4 | 1:30.850 | 46.156 | 132 | 22.809 | 237 | 21.885 | 191 | 8 | 1:44.653 | 47.663 | 131 | 24.158 | 172 | 32.832 | |
| 5 Mario Farnbacher, DEU/ Nathan Morcom, AUS | | | | | | | | theoretical besttime: 1:28.947 | | | | | | | |
| 1 | 2:08.840 | 1:18.050 | 124 | 24.609 | 216 | 26.181 | 190 | 5 | 1:29.140 | 45.428 | 133 | 22.108 | 240 | 21.604 | 192 |
| 2 | 1:32.372 | 46.118 | 134 | 22.269 | 239 | 23.985 | 194 | 6 | 1:29.336 | 45.453 | 131 | 22.303 | 241 | 21.580 | 191 |
| 3 | 1:29.098 | 45.463 | 135 | 22.112 | 240 | 21.523 | 193 | 7 | 1:39.626 | 47.370 | 125 | 24.172 | 210 | 28.084 | |
| 4 | 1:29.234 | 45.316 | 134 | 22.142 | 239 | 21.776 | 192 | | | | | | | | |
| 6 Sebastian Asch, DEU/ Philipp Frommenwiler, CHE | | | | | | | | theoretical besttime: 1:29.063 | | | | | | | |
| 1 | 2:46.969 | 2:00.410 | 128 | 24.079 | 235 | 22.480 | 191 | 4 | 1:29.134 | 45.198 | 136 | 22.382 | 238 | 21.554 | 192 |
| 2 | 1:31.245 | 46.546 | 135 | 22.766 | 239 | 21.933 | 192 | 5 | 1:29.422 | 45.384 | 133 | 22.496 | 239 | 21.542 | 192 |
| 3 | 1:29.469 | 45.488 | 136 | 22.323 | 238 | 21.658 | 193 | 6 | 1:35.043 | 45.658 | 136 | 22.522 | 239 | 26.863 | |
| 7 Herbert Handlos, AUT/ Alfred Renauer, DEU | | | | | | | | theoretical besttime: 1:29.793 | | | | | | | |
| 1 | 2:13.577 | 1:21.136 | 129 | 24.151 | 194 | 28.290 | 190 | 4 | 1:38.138 | 45.979 | 131 | 23.029 | 230 | 29.130 | |
| 2 | 1:31.511 | 46.576 | 132 | 22.932 | 237 | 22.003 | 193 | 5 | 4:32.250 | 3:47.333 | 132 | 22.663 | 235 | 22.254 | 191 |
| 3 | 1:29.793 | 45.698 | 136 | 22.483 | 236 | 21.612 | 192 | 6 | 1:39.217 | 46.287 | 133 | 22.543 | 233 | 30.387 | |
| 8 Robert Renauer, DEU/ Norbert Siedler, AUT | | | | | | | | theoretical besttime: 1:28.855 | | | | | | | |
| 1 | 1:59.377 | 1:09.092 | 127 | 25.424 | 207 | 24.861 | 192 | 7 | 1:29.011 | 45.301 | 137 | 22.167 | 240 | 21.543 | 190 |
| 2 | 1:30.308 | 46.207 | 136 | 22.451 | 242 | 21.650 | 193 | 8 | 1:38.893 | 46.281 | 130 | 23.505 | 237 | 29.107 | |
| 3 | 1:34.320 | 49.323 | 134 | 22.617 | 222 | 22.380 | 192 | 9 | 9:10.250 | 8:17.579 | 120 | 26.331 | 215 | 26.340 | 178 |
| 4 | 1:34.336 | 45.433 | 134 | 22.395 | 240 | 26.508 | 193 | 10 | 1:45.465 | 54.968 | 120 | 25.371 | 227 | 25.126 | 183 |
| 5 | 1:39.466 | 48.664 | 118 | 26.968 | 203 | 23.834 | 193 | 11 | 1:51.549 | 53.374 | 118 | 25.859 | 223 | 32.316 | |
| 6 | 1:29.082 | 45.528 | 136 | 22.125 | 240 | 21.429 | 193 | | | | | | | | |
| 9 Florian Scholze, DEU/ Dominic Jöst, DEU | | | | | | | | theoretical besttime: 1:30.037 | | | | | | | |
| 1 | 3:09.623 | 2:12.482 | 123 | 27.895 | 163 | 29.246 | 184 | 5 | 1:33.472 | 47.278 | 132 | 23.630 | 175 | 22.564 | 193 |
| 2 | 1:33.652 | 48.563 | 132 | 22.937 | 238 | 22.152 | 192 | 6 | 1:37.528 | 46.126 | 134 | 22.557 | 238 | 28.845 | |
| 3 | 1:30.559 | 46.158 | 134 | 22.506 | 238 | 21.895 | 193 | 7 | 2:43.256 | 1:57.970 | 134 | 22.896 | 238 | 22.390 | 192 |
| 4 | 1:30.093 | 45.814 | 132 | 22.562 | 238 | 21.717 | 192 | 8 | 1:47.081 | 48.124 | 127 | 24.133 | 200 | 34.824 | |



ADAC GT Masters

Lap Analysis Qualifying 1



Provisional

Nürburgring Sprint NGK, Length: 3629 m

Air temperature: 16.2°C

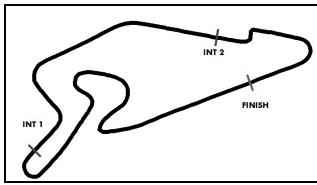
Track temperature: 20.3°C

Weather condition: Wet

Reg. Nr.: 255/14

Friday 29.8.2014 16:45

| Lap | Time | SE1 | SP1 | SE2 | SP2 | SE3 | SP3 | Lap | Time | SE1 | SP1 | SE2 | SP2 | SE3 | SP3 |
|--|-----------------|---------------|------------|---------------|------------|---------------|------------|---------------------------------------|-----------------|---------------|------------|---------------|------------|---------------|-----|
| 10 Kelvin van der Linde, ZAF/ Rene Rast, DEU | | | | | | | | theoretical besttime: 1:28.963 | | | | | | | |
| 1 | 1:57.709 | 1:07.562 | 126 | 25.209 | 232 | 24.938 | 187 | 5 | 1:40.144 | 48.957 | 120 | 23.477 | 228 | 27.710 | |
| 2 | 1:30.717 | 46.468 | 133 | 22.514 | 236 | 21.735 | 190 | 6 | 4:35.127 | 3:46.875 | 93 | 25.400 | 209 | 22.852 | 190 |
| 3 | 1:29.434 | 45.353 | 134 | 22.569 | 235 | 21.512 | 191 | 7 | 1:39.812 | 45.949 | 133 | 22.959 | 229 | 30.904 | |
| 4 | 1:28.963 | 45.299 | 134 | 22.173 | 237 | 21.491 | 190 | | | | | | | | |
| 11 Fabian Hamprecht, DEU/ Nicki Thiim, DNK | | | | | | | | theoretical besttime: 1:29.746 | | | | | | | |
| 1 | 2:49.069 | 2:02.747 | 127 | 23.705 | 233 | 22.617 | 189 | 5 | 1:38.362 | 47.227 | 122 | 24.002 | 227 | 27.133 | |
| 2 | 1:30.943 | 46.490 | 133 | 22.696 | 235 | 21.757 | 190 | 6 | 4:04.762 | 3:17.623 | 131 | 22.788 | 233 | 24.351 | 190 |
| 3 | 1:30.179 | 46.110 | 135 | 22.319 | 237 | 21.750 | 190 | 7 | 1:37.470 | 46.338 | 132 | 23.103 | 224 | 28.029 | |
| 4 | 1:29.834 | 45.796 | 135 | 22.407 | 235 | 21.631 | 191 | | | | | | | | |
| 12 Christer Jöns, DEU/ Markus Winkelhock, DEU | | | | | | | | theoretical besttime: 1:29.012 | | | | | | | |
| 1 | 2:36.310 | 1:41.226 | 127 | 25.506 | 120 | 29.578 | 186 | 4 | 1:29.012 | 45.172 | 133 | 22.320 | 234 | 21.520 | 188 |
| 2 | 1:30.337 | 46.080 | 133 | 22.534 | 232 | 21.723 | 188 | 5 | 1:38.994 | 45.542 | 132 | 22.577 | 233 | 30.875 | |
| 3 | 1:29.438 | 45.437 | 132 | 22.360 | 234 | 21.641 | 187 | 6 | 8:07.152 | 3:31.462 | 129 | 23.005 | 215 | 4:12.685 | |
| 13 David Jahn, DEU/ Sven Barth, DEU | | | | | | | | theoretical besttime: 1:28.827 | | | | | | | |
| 1 | 1:54.725 | 1:06.374 | 125 | 24.148 | 207 | 24.203 | 194 | 5 | 1:29.242 | 45.548 | 134 | 22.225 | 245 | 21.469 | 196 |
| 2 | 1:31.296 | 46.980 | 133 | 22.555 | 244 | 21.761 | 196 | 6 | 1:28.946 | 45.289 | 135 | 22.069 | 246 | 21.588 | 196 |
| 3 | 1:33.747 | 46.496 | 126 | 24.727 | 219 | 22.524 | 195 | 7 | 1:36.318 | 45.599 | 132 | 22.651 | 232 | 28.068 | |
| 4 | 1:29.064 | 45.483 | 135 | 22.106 | 246 | 21.475 | 196 | | | | | | | | |
| 14 Florian Spengler, DEU/ Marko Asmer, EST | | | | | | | | theoretical besttime: 1:29.325 | | | | | | | |
| 1 | 1:59.963 | 1:10.310 | 125 | 24.628 | 239 | 25.025 | 191 | 6 | 1:30.068 | 45.347 | 137 | 22.375 | 243 | 22.346 | 193 |
| 2 | 1:32.972 | 47.757 | 133 | 22.785 | 241 | 22.430 | 193 | 7 | 1:40.882 | 49.051 | 113 | 28.451 | 192 | 23.380 | 194 |
| 3 | 1:30.424 | 45.747 | 134 | 22.478 | 242 | 22.199 | 195 | 8 | 1:29.978 | 45.782 | 133 | 22.394 | 244 | 21.802 | 194 |
| 4 | 1:29.937 | 45.701 | 132 | 22.458 | 243 | 21.778 | 195 | 9 | 1:40.423 | 46.310 | 124 | 23.182 | 242 | 30.931 | |
| 5 | 1:29.750 | 45.772 | 136 | 22.345 | 243 | 21.633 | 195 | | | | | | | | |
| 16 Philip Geipel, DEU/ Rahel Frey, CHE | | | | | | | | theoretical besttime: 1:29.562 | | | | | | | |
| 1 | 2:19.132 | 1:27.185 | 125 | 25.267 | 183 | 26.680 | 186 | 6 | 1:29.664 | 45.609 | 136 | 22.406 | 237 | 21.649 | 189 |
| 2 | 1:34.165 | 46.973 | 133 | 23.006 | 213 | 24.186 | 188 | 7 | 1:29.759 | 45.704 | 136 | 22.304 | 237 | 21.751 | 190 |
| 3 | 1:30.425 | 46.328 | 133 | 22.358 | 235 | 21.739 | 189 | 8 | 1:30.014 | 45.684 | 136 | 22.446 | 237 | 21.884 | 188 |
| 4 | 1:30.315 | 45.688 | 136 | 22.581 | 238 | 22.046 | 191 | 9 | 1:40.100 | 47.082 | 132 | 23.658 | 230 | 29.360 | |
| 5 | 1:29.860 | 45.633 | 135 | 22.388 | 240 | 21.839 | 190 | | | | | | | | |
| 17 Remo Lips, CHE/ Lennart Marioneck, DEU | | | | | | | | theoretical besttime: 1:29.944 | | | | | | | |
| 1 | 2:19.791 | 1:30.552 | 112 | 24.568 | 204 | 24.671 | 190 | 5 | 1:30.103 | 45.909 | 131 | 22.450 | 244 | 21.744 | 195 |
| 2 | 1:35.331 | 48.537 | 126 | 23.475 | 242 | 23.319 | 194 | 6 | 1:38.508 | 47.404 | 120 | 28.014 | 176 | 23.090 | 196 |
| 3 | 1:30.652 | 46.467 | 130 | 22.381 | 245 | 21.804 | 196 | 7 | 1:30.397 | 45.917 | 136 | 22.389 | 244 | 22.091 | 194 |
| 4 | 1:30.138 | 45.819 | 131 | 22.507 | 244 | 21.812 | 195 | 8 | 1:37.396 | 45.965 | 132 | 23.036 | 213 | 28.395 | |
| 18 Toni Seiler, CHE/ Jeroen Bleekemolen, NLD | | | | | | | | theoretical besttime: 1:29.821 | | | | | | | |
| 1 | 2:20.807 | 1:28.419 | 117 | 24.659 | 186 | 27.729 | 192 | 6 | 1:35.408 | 45.922 | 131 | 22.324 | 243 | 27.162 | |
| 2 | 1:35.529 | 49.322 | 124 | 23.459 | 242 | 22.748 | 195 | 7 | 2:26.034 | 1:40.361 | 123 | 22.755 | 243 | 22.918 | 197 |
| 3 | 1:33.959 | 48.687 | 128 | 22.760 | 244 | 22.512 | 196 | 8 | 1:30.947 | 46.319 | 126 | 22.509 | 245 | 22.119 | 196 |
| 4 | 1:30.638 | 46.324 | 132 | 22.265 | 245 | 22.049 | 197 | 9 | 1:54.110 | 48.890 | 94 | 27.668 | 180 | 37.552 | |
| 5 | 1:29.821 | 45.583 | 129 | 22.234 | 245 | 22.004 | 194 | | | | | | | | |
| 19 Claudia Hürtgen, DEU/ Dominik Baumann, AUT | | | | | | | | theoretical besttime: 1:29.329 | | | | | | | |
| 1 | 2:41.843 | 1:52.584 | 116 | 25.248 | 177 | 24.011 | 187 | 5 | 1:29.451 | 45.559 | 135 | 22.295 | 238 | 21.597 | 190 |
| 2 | 1:31.923 | 47.285 | 133 | 22.741 | 234 | 21.897 | 191 | 6 | 1:29.739 | 45.523 | 133 | 22.408 | 237 | 21.808 | 190 |
| 3 | 1:29.760 | 45.696 | 134 | 22.421 | 236 | 21.643 | 190 | 7 | 1:38.121 | 45.601 | 135 | 22.382 | 239 | 30.138 | |
| 4 | 1:29.660 | 45.437 | 132 | 22.452 | 236 | 21.771 | 190 | | | | | | | | |



ADAC GT Masters

Lap Analysis Qualifying 1



Provisional

Nürburgring Sprint NGK, Length: 3629 m

Air temperature: 16.2°C

Track temperature: 20.3°C

Weather condition: Wet

Reg. Nr.: 255/14

Friday 29.8.2014 16:45

| Lap | Time | SE1 | SP1 | SE2 | SP2 | SE3 | SP3 | Lap | Time | SE1 | SP1 | SE2 | SP2 | SE3 | SP3 |
|-----------|--|----------|------------|--------|-----|---------------|------------|---------------------------------------|-----------------|---------------|-----|---------------|------------|--------|-----|
| 20 | Max Sandritter, DEU/ Jens Klingmann, DEU | | | | | | | theoretical besttime: 1:29.866 | | | | | | | |
| 1 | 6:03.942 | 5:11.376 | 115 | 28.927 | 179 | 23.639 | 186 | 4 | 1:30.130 | 45.733 | 133 | 22.426 | 234 | 21.971 | 190 |
| 2 | 1:32.015 | 47.141 | 132 | 22.905 | 235 | 21.969 | 190 | 5 | 1:37.866 | 45.888 | 133 | 22.471 | 236 | 29.507 | |
| 3 | 1:30.181 | 45.839 | 133 | 22.635 | 234 | 21.707 | 191 | 6 | 4:19.879 | 3:05.642 | 96 | 30.296 | 169 | 43.941 | |

| | | | | | | | | | | | | | | | |
|-----------|---------------------------------|--------|-----|--------|-----|---------------|-----|---------------------------------------|-----------------|---------------|------------|---------------|------------|--------|------------|
| 21 | Alon Day, ISR/ Luca Ludwig, DEU | | | | | | | theoretical besttime: 1:28.691 | | | | | | | |
| 1 | 1:47.966 | 59.065 | 122 | 26.139 | 215 | 22.762 | 192 | 4 | 1:28.715 | 45.165 | 137 | 22.052 | 242 | 21.498 | 194 |
| 2 | 1:30.583 | 46.319 | 134 | 22.472 | 240 | 21.792 | 194 | 5 | 1:28.963 | 45.225 | 134 | 22.075 | 242 | 21.663 | 194 |
| 3 | 1:28.989 | 45.332 | 136 | 22.183 | 242 | 21.474 | 194 | 6 | 1:36.959 | 46.862 | 131 | 22.566 | 242 | 27.531 | |

| | | | | | | | | | | | | | | | |
|-----------|---|----------|-----|--------|-----|--------|-----|---------------------------------------|-----------------|---------------|------------|---------------|------------|---------------|------------|
| 22 | Nico Bastian, DEU/ Jaime Alguersuari, ESP | | | | | | | theoretical besttime: 1:29.379 | | | | | | | |
| 1 | 2:05.937 | 1:13.937 | 123 | 27.474 | 197 | 24.526 | 191 | 4 | 1:29.379 | 45.538 | 137 | 22.232 | 240 | 21.609 | 193 |
| 2 | 1:30.912 | 46.500 | 133 | 22.604 | 238 | 21.808 | 193 | 5 | 1:34.175 | 45.540 | 136 | 22.400 | 241 | 26.235 | |
| 3 | 1:29.845 | 45.735 | 135 | 22.316 | 240 | 21.794 | 193 | 6 | 7:34.074 | 6:36.769 | 113 | 26.239 | 193 | 31.066 | |

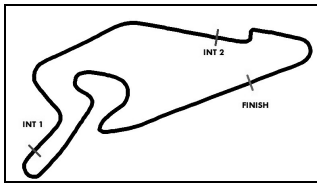
| | | | | | | | | | | | | | | | |
|-----------|-------------------------------------|---------------|------------|---------------|------------|---------------|------------|---------------------------------------|----------|----------|-----|--------|-----|--------|-----|
| 23 | Maro Engel, DEU/ Jan Seyffarth, DEU | | | | | | | theoretical besttime: 1:28.924 | | | | | | | |
| 1 | 2:00.772 | 1:11.514 | 124 | 24.511 | 233 | 24.747 | 188 | 7 | 1:34.197 | 46.652 | 125 | 23.999 | 224 | 23.546 | 192 |
| 2 | 1:34.738 | 48.144 | 131 | 22.861 | 239 | 23.733 | 193 | 8 | 1:37.081 | 45.540 | 135 | 22.892 | 220 | 28.649 | |
| 3 | 1:29.447 | 45.543 | 134 | 22.292 | 239 | 21.612 | 193 | 9 | 9:49.813 | 8:59.403 | 120 | 25.322 | 225 | 25.088 | 186 |
| 4 | 1:29.073 | 45.312 | 135 | 22.296 | 241 | 21.465 | 193 | 10 | 1:43.423 | 52.864 | 117 | 25.395 | 230 | 25.164 | 186 |
| 5 | 1:31.195 | 45.489 | 136 | 23.180 | 232 | 22.526 | 192 | 11 | 1:49.743 | 52.974 | 113 | 25.653 | 196 | 31.116 | |
| 6 | 1:29.014 | 45.372 | 134 | 22.147 | 241 | 21.495 | 192 | | | | | | | | |

| | | | | | | | | | | | | | | | |
|-----------|--|---------------|------------|---------------|------------|---------------|------------|---------------------------------------|----------|----------|-----|--------|-----|--------|-----|
| 24 | Albert von Thurn und Taxis, DEU/ Tomas Enge, CZE | | | | | | | theoretical besttime: 1:29.972 | | | | | | | |
| 1 | 2:17.244 | 1:22.638 | 120 | 26.025 | 150 | 28.581 | 193 | 7 | 3:14.372 | 2:28.728 | 128 | 22.974 | 235 | 22.670 | 195 |
| 2 | 1:32.007 | 47.412 | 132 | 22.592 | 245 | 22.003 | 195 | 8 | 1:47.014 | 47.555 | 123 | 25.182 | 215 | 34.277 | |
| 3 | 1:30.882 | 46.563 | 131 | 22.362 | 245 | 21.957 | 196 | 9 | 7:26.778 | 6:33.199 | 112 | 27.522 | 200 | 26.057 | 183 |
| 4 | 1:30.346 | 46.297 | 130 | 22.230 | 246 | 21.819 | 197 | 10 | 1:49.155 | 55.987 | 101 | 26.821 | 214 | 26.347 | 182 |
| 5 | 1:30.204 | 45.967 | 133 | 22.462 | 245 | 21.775 | 196 | 11 | 1:49.456 | 55.452 | 97 | 27.394 | 202 | 26.610 | 183 |
| 6 | 1:35.506 | 45.998 | 132 | 22.435 | 246 | 27.073 | | 12 | 2:00.125 | 56.755 | 100 | 27.690 | 189 | 35.680 | |

| | | | | | | | | | | | | | | | |
|-----------|---|---------------|-----|--------|-----|---------------|-----|---------------------------------------|----------|----------|------------|---------------|------------|--------|------------|
| 26 | Renger van der Zande, NLD/ Maximilian Götz, DEU | | | | | | | theoretical besttime: 1:29.076 | | | | | | | |
| 1 | 2:12.071 | 1:19.299 | 125 | 24.211 | 148 | 28.561 | 191 | 5 | 1:32.181 | 45.893 | 136 | 23.233 | 223 | 23.055 | 194 |
| 2 | 1:30.893 | 46.758 | 132 | 22.565 | 240 | 21.570 | 193 | 6 | 1:36.617 | 45.966 | 137 | 22.184 | 242 | 28.467 | |
| 3 | 1:29.606 | 45.850 | 134 | 22.297 | 242 | 21.459 | 194 | 7 | 3:43.774 | 2:55.551 | 134 | 22.823 | 232 | 25.400 | 193 |
| 4 | 1:29.308 | 45.433 | 135 | 22.406 | 242 | 21.469 | 193 | 8 | 1:46.225 | 47.912 | 107 | 26.961 | 187 | 31.352 | |

| | | | | | | | | | | | | | | | |
|-----------|-------------------------------------|----------|-----|---------------|-----|---------------|-----|---------------------------------------|-----------------|---------------|------------|--------|------------|--------|------------|
| 27 | Luca Stolz, DEU/ Mathias Lauda, AUT | | | | | | | theoretical besttime: 1:29.376 | | | | | | | |
| 1 | 2:26.194 | 1:32.325 | 128 | 24.546 | 221 | 29.323 | 190 | 6 | 1:29.405 | 45.621 | 136 | 22.242 | 241 | 21.542 | 193 |
| 2 | 1:31.093 | 47.030 | 135 | 22.417 | 240 | 21.646 | 193 | 7 | 1:33.753 | 48.970 | 133 | 22.774 | 240 | 22.009 | 194 |
| 3 | 1:40.778 | 49.585 | 126 | 27.315 | 143 | 23.878 | 190 | 8 | 1:30.565 | 46.137 | 135 | 22.322 | 241 | 22.106 | 194 |
| 4 | 1:30.021 | 46.141 | 133 | 22.267 | 240 | 21.613 | 193 | 9 | 1:52.358 | 47.704 | 128 | 25.217 | 199 | 39.437 | |
| 5 | 1:29.557 | 45.802 | 135 | 22.234 | 241 | 21.521 | 193 | | | | | | | | |

| | | | | | | | | | | | | | | | |
|------------|--|---------------|------------|---------------|-----|---------------|------------|---------------------------------------|----------|----------|-----|--------|------------|--------|-----|
| 100 | Florian Stoll, DEU/ Daniel Dobitsch, AUT | | | | | | | theoretical besttime: 1:29.632 | | | | | | | |
| 1 | 1:50.852 | 1:03.831 | 127 | 23.995 | 226 | 23.026 | 185 | 6 | 1:30.308 | 45.607 | 133 | 22.486 | 234 | 22.215 | 188 |
| 2 | 1:32.192 | 47.012 | 132 | 22.928 | 232 | 22.252 | 188 | 7 | 1:43.192 | 47.908 | 125 | 25.664 | 207 | 29.620 | |
| 3 | 1:30.380 | 45.757 | 134 | 22.745 | 233 | 21.878 | 187 | 8 | 3:25.157 | 2:27.116 | 127 | 25.075 | 187 | 32.966 | |
| 4 | 1:29.733 | 45.614 | 134 | 22.462 | 233 | 21.657 | 189 | 9 | 7:36.702 | 6:44.092 | 118 | 26.664 | 209 | 25.946 | 178 |
| 5 | 1:29.758 | 45.513 | 133 | 22.483 | 234 | 21.762 | 188 | 10 | 1:50.502 | 53.937 | 117 | 25.861 | 221 | 30.704 | |



ADAC GT Masters

Start Grid Race 1

Provisional

Reg. Nr.: 255/14

Saturday 30.8.2014 12:00



Nürburgring Sprint NGK, Length: 3629 m

Air temperature: 11.9°C

Track temperature: 12.4°C

Weather condition: Dry

POLE POSITION

| | | |
|------------|--|----------|
| 3 | GW IT Racing Team Schütz Motors | 1:28.903 |
| | Christian Engelhart*/ Jaap van Lagen | |
| 10 | Prosperia C. Abt Racing | 1:28.963 |
| | Kelvin van der Linde*/ Rene Rast | |
| 12 | Prosperia C. Abt Racing | 1:29.012 |
| | Christer Jöns*/ Markus Winkelhock | |
| 1 | Callaway Competition | 1:29.083 |
| | Andreas Wirth*/ Daniel Keilwitz | |
| 6 | Farnbacher Racing | 1:29.134 |
| | Sebastian Asch*/ Philipp Frommenwiler | |
| 22 | ROWE Racing | 1:29.379 |
| | Nico Bastian*/ Jaime Alguersuari | |
| 19 | PIXUM Team Schubert | 1:29.451 |
| | Claudia Hürtgen*/ Dominik Baumann | |
| 100 | kfzteile24 APR Motorsport | 1:29.733 |
| | Florian Stoll*/ Daniel Dobitsch | |
| 7 | TONINO Team Herberth | 1:29.793 |
| | Herbert Handlos*/ Alfred Renauer | |
| 11 | Prosperia C. Abt Racing | 1:29.834 |
| | Fabian Hamprecht*/ Nicki Thiim | |
| 9 | TONINO Team Herberth | 1:30.093 |
| | Florian Scholze*/ Dominic Jöst | |
| 20 | PIXUM Team Schubert | 1:30.130 |
| | Max Sandritter*/ Jens Klingmann | |
| 4 | GW IT Racing Team Schütz Motors | 1:30.394 |
| | Antonios Wossos*/ Wolf Nathan | |

1
2
3
4
5
6
7
8
9
10
11
12
13

| | | |
|-----------|---|----------|
| 21 | BKK Mobil Oil Zakspeed | 1:28.715 |
| | Alon Day*/ Luca Ludwig | |
| 13 | RWT Racing Team | 1:28.946 |
| | David Jahn*/ Sven Barth | |
| 8 | TONINO Team Herberth | 1:29.011 |
| | Robert Renauer*/ Norbert Siedler | |
| 23 | ROWE Racing | 1:29.014 |
| | Maro Engel*/ Jan Seyffarth | |
| 5 | Farnbacher Racing | 1:29.098 |
| | Mario Farnbacher*/ Nathan Morcom | |
| 26 | H.T.P. Motorsport | 1:29.308 |
| | Renger van der Zande*/ Maximilian Götz | |
| 27 | H.T.P. Motorsport | 1:29.405 |
| | Luca Stolz*/ Mathias Lauda | |
| 16 | YACO Racing | 1:29.664 |
| | Philip Geipel*/ Rahel Frey | |
| 14 | MRS GT-Racing | 1:29.750 |
| | Florian Spengler*/ Marko Asmer | |
| 18 | Callaway Competition | 1:29.821 |
| | Toni Seiler*/ Jeroen Bleekemolen | |
| 2 | Callaway Competition | 1:29.926 |
| | Patrick Assenheimer*/ Diego Alessi | |
| 17 | Callaway Competition | 1:30.103 |
| | Remo Lips*/ Lennart Marioneck | |
| 24 | Reiter Engineering | 1:30.204 |
| | Albert von Thurn und Taxis*/ Tomas Enge | |

* Marks the starting driver

Publications Time:

Clerk of the course:

Time Keeping: