

ADAC GT Masters

Result List Qualifying 2



Provisional

Reg. Nr.: 255/14

Friday 29.8.2014 17:20

Nürburgring Sprint NGK, Length: 3629 m

Air temperature: 17.8°C

Track temperature: 20.5°C

Weather condition: Wet

started : 26 classified : 26 not classified : 0

	Drivers	Team	Car	Lap	Best Time	Gap	Diff	Kph	Day Time
1	11 F.Hamprecht/ N.Thiim	Prosperia C. Abt Racing	Audi R8 LMS ultra	5	1:39.853			130,8	17:40:45
2	8 R.Renauer/ N.Siedler	TONINO Team Herberth	Porsche 911 GT3 R	4	1:40.296	0.443	0.443	130,3	17:39:10
3	26 R.van der Zande/ M.Götz	H.T.P. Motorsport	Mercedes-Benz SLS AMG GT3	3	1:40.433	0.580	0.137	130,1	17:32:31
4	10 K.van der Linde/ R.Rast	Prosperia C. Abt Racing	Audi R8 LMS ultra	6	1:40.448	0.595	0.015	130,1	17:39:19
5	22 N.Bastian/ J.Alguersuari	ROWE Racing	Mercedes-Benz SLS AMG GT3	11	1:40.563	0.710	0.115	129,9	17:43:12
6	20 M.Sandritter/ J.Klingmann	PIXUM Team Schubert	BMW Z4 GT3	4	1:40.680	0.827	0.117	129,8	17:39:01
7	13 D.Jahn/ S.Barth	RWT Racing Team	Corvette Z06.R GT3	9	1:40.929	1.076	0.249	129,4	17:42:51
8	7 H.Handlos(*G*)/ A.Renauer	TONINO Team Herberth	Porsche 911 GT3 R	8	1:41.043	1.190	0.114	129,3	17:45:55
9	19 C.Hürtgen/ D.Baumann	PIXUM Team Schubert	BMW Z4 GT3	3	1:41.084	1.231	0.041	129,2	17:41:03
10	18 T.Seiler(*G*)/ J.Bleekemolen	Callaway Competition	Corvette Z06.R GT3	2	1:41.147	1.294	0.063	129,2	17:30:04
11	6 S.Asch/ P.Frommenwiler	Farnbacher Racing	Porsche 911 GT3 R	8	1:41.197	1.344	0.050	129,1	17:43:23
12	23 M.Engel/ J.Seyffarth	ROWE Racing	Mercedes-Benz SLS AMG GT3	9	1:41.318	1.465	0.121	128,9	17:42:10
13	100 F.Stoll/ D.Dobitsch	kfzteile24 APR Motorsport	Audi R8 LMS ultra	5	1:41.340	1.487	0.022	128,9	17:35:34
14	27 L.Stolz/ M.Lauda	H.T.P. Motorsport	Mercedes-Benz SLS AMG GT3	5	1:41.376	1.523	0.036	128,9	17:36:01
15	3 C.Engelhart/ J.van Lagen	GW IT Racing Team Schütz Motors	Porsche 911 GT3 R	5	1:41.517	1.664	0.141	128,7	17:42:02
16	16 P.Geipel/ R.Frey	YACO Racing	Audi R8 LMS ultra	12	1:41.550	1.697	0.033	128,6	17:43:41
17	1 A.Wirth/ D.Keilwitz	Callaway Competition	Corvette Z06.R GT3	3	1:41.690	1.837	0.140	128,5	17:37:33
18	21 A.Day/ L.Ludwig	BKK Mobil Oil Zakspeed	Mercedes-Benz SLS AMG GT3	4	1:41.917	2.064	0.227	128,2	17:37:02
19	2 P.Assenheimer/ D.Alessi	Callaway Competition	Corvette Z06.R GT3	6	1:42.005	2.152	0.088	128,1	17:40:42
20	9 F.Scholze(*G*)/ D.Jöst(*G*)	TONINO Team Herberth	Porsche 911 GT3 R	10	1:42.163	2.310	0.158	127,9	17:43:32
21	14 F.Spengler/ M.Asmer	MRS GT-Racing	McLaren MP4-12C GT3	9	1:42.466	2.613	0.303	127,5	17:45:44
22	5 M.Farnbacher/ N.Morcom	Farnbacher Racing	Porsche 911 GT3 R	6	1:42.883	3.030	0.417	127,0	17:42:08
23	24 A.von Thurn und Taxis/ T.Engel	Reiter Engineering	Chevrolet Camaro GT	3	1:42.903	3.050	0.020	127,0	17:38:01
24	4 A.Wossos(*G*)/ W.Nathan(*G*)	GW IT Racing Team Schütz Motors	Porsche 911 GT3 R	9	1:42.927	3.074	0.024	126,9	17:42:58
25	17 R.Lips(*G*)/ L.Marionek	Callaway Competition	Corvette Z06.R GT3	8	1:44.454	4.601	1.527	125,1	17:41:58
	12 C.Jöns/ M.Winkelhock	Prosperia C. Abt Racing	Audi R8 LMS ultra	0					

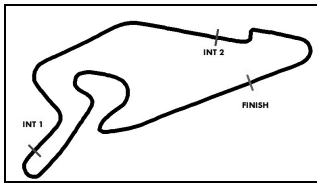
(*G*) marks the gentlemen driver

Subject to final scrutineering!

Publications Time:

Clerk of the course:

Time Keeping:



ADAC GT Masters

Lap Analysis Qualifying 2



Provisional

Nürburgring Sprint NGK, Length: 3629 m

Air temperature: 17.8°C

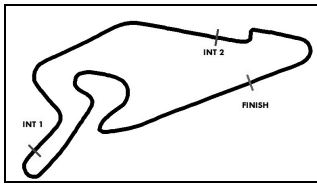
Track temperature: 20.5°C

Weather condition: Wet

Reg. Nr.: 255/14

Friday 29.8.2014 17:20

Lap	Time	SE1	SP1	SE2	SP2	SE3	SP3	Lap	Time	SE1	SP1	SE2	SP2	SE3	SP3
1 Andreas Wirth, DEU/ Daniel Keilwitz, DEU								theoretical besttime: 1:41.473							
1	14:09.583	13:11.582	126	31.625	202	26.376	194	5	2:43.732	1:53.550	121	25.041	232	25.141	193
2	1:41.782	52.117	128	24.961	239	24.704	194	6	1:42.052	52.079	122	25.084	239	24.889	192
3	1:41.690	51.808	125	25.043	240	24.839	193	7	1:42.557	52.309	120	25.100	237	25.148	191
4	1:46.950	52.440	124	25.010	239	29.500		8	1:56.955	56.415	117	25.683	198	34.857	
2 Patrick Assenheimer, DEU/ Diego Alessi, ITA								theoretical besttime: 1:41.840							
1	6:07.926	5:15.463	116	26.423	224	26.040	189	6	1:42.005	52.014	123	24.949	239	25.042	189
2	1:43.091	52.742	121	25.185	237	25.164	189	7	1:42.152	51.951	124	25.005	239	25.196	189
3	1:42.238	52.308	119	24.990	237	24.940	188	8	1:45.173	52.063	125	25.110	239	28.000	190
4	2:15.384	1:16.727	107	25.667	232	32.990		9	1:43.148	52.789	123	25.006	239	25.353	190
5	7:11.331	6:15.637	104	29.430	197	26.264	191	10	2:05.780	54.790	112	29.151	147	41.839	
3 Christian Engelhart, DEU/ Jaap van Lagen, NLD								theoretical besttime: 1:41.296							
1	15:14.052	14:22.149	114	26.598	199	25.305	182	5	1:41.517	51.680	126	25.144	233	24.693	185
2	1:42.856	52.242	127	25.442	231	25.172	184	6	1:41.963	51.874	124	25.232	232	24.857	185
3	1:41.922	51.562	124	25.195	231	25.165	185	7	1:41.722	51.510	125	25.570	232	24.642	183
4	1:41.728	51.757	126	25.146	232	24.825	185	8	1:57.294	57.495	118	26.465	201	33.334	
4 Antonios Wossos, GRC/ Wolf Nathan, NLD								theoretical besttime: 1:42.793							
1	3:58.083	3:01.623	114	29.302	172	27.158	181	7	1:44.820	52.641	124	25.645	213	26.534	187
2	1:46.255	54.633	121	26.089	215	25.533	183	8	1:44.042	52.370	123	26.483	228	25.189	186
3	1:44.049	53.375	123	25.645	224	25.029	183	9	1:42.927	52.358	124	25.477	232	25.092	185
4	1:44.259	53.035	124	25.841	219	25.383	185	10	1:43.389	52.889	124	25.406	227	25.094	186
5	1:57.544	55.081	118	28.896	189	33.567		11	1:54.201	52.520	121	26.121	220	35.560	
6	6:36.085	5:45.142	122	25.808	223	25.135	184								
5 Mario Farnbacher, DEU/ Nathan Morcom, AUS								theoretical besttime: 1:42.739							
1	13:24.713	12:32.242	115	26.572	230	25.899	182	6	1:42.883	52.543	122	25.302	231	25.038	185
2	1:44.607	54.143	120	25.449	231	25.015	184	7	1:43.402	52.692	121	25.492	232	25.218	186
3	1:45.403	53.307	121	25.678	230	26.418	185	8	1:43.765	53.011	124	25.464	234	25.290	185
4	1:43.387	52.767	122	25.266	230	25.354	184	9	2:04.562	59.845	117	27.853	172	36.864	
5	1:47.164	56.801	122	25.433	231	24.930	186								
6 Sebastian Asch, DEU/ Philipp Frommenwiler, CHE								theoretical besttime: 1:40.552							
1	11:23.196	10:31.105	126	26.986	212	25.105	186	6	1:41.213	51.489	125	25.238	233	24.486	186
2	1:42.873	53.034	128	25.215	233	24.624	186	7	1:50.033	53.769	118	29.980	175	26.284	188
3	1:41.237	51.719	129	24.888	233	24.630	187	8	1:41.197	51.363	124	25.533	233	24.301	187
4	1:41.949	52.563	128	24.960	231	24.426	186	9	1:41.301	51.990	124	24.987	232	24.324	186
5	1:41.297	51.543	127	25.266	233	24.488	187	10	1:55.359	55.029	117	26.636	179	33.694	
7 Herbert Handlos, AUT/ Alfred Renauer, DEU								theoretical besttime: 1:40.863							
1	13:33.293	12:40.982	118	26.746	210	25.565	180	6	1:41.836	51.428	126	25.280	231	25.128	186
2	1:42.702	52.415	122	25.236	232	25.051	183	7	1:41.281	51.601	125	24.983	234	24.697	186
3	1:41.929	52.046	125	25.109	233	24.774	184	8	1:41.043	51.412	125	25.046	234	24.585	186
4	1:41.206	51.404	126	24.874	233	24.928	186	9	2:05.630	56.404	110	27.213	198	42.013	
5	2:12.481	57.365	90	34.058		41.058	186								
8 Robert Renauer, DEU/ Norbert Siedler, AUT								theoretical besttime: 1:40.296							
1	14:07.206	13:09.729	93	30.747	159	26.730	186	5	1:57.401	56.505	111	28.981	152	31.915	187
2	1:41.895	52.267	126	24.992	234	24.636	188	6	1:41.711	51.609	126	25.199	236	24.903	187
3	1:40.521	51.170	129	24.824	234	24.527	187	7	1:52.403	51.366	127	24.834	234	36.203	
4	1:40.296	51.155	125	24.739	235	24.402	187								



ADAC GT Masters

Lap Analysis Qualifying 2



Provisional

Reg. Nr.: 255/14

Friday 29.8.2014 17:20

Nürburgring Sprint NGK, Length: 3629 m

Air temperature: 17.8°C

Track temperature: 20.5°C

Weather condition: Wet

Lap	Time	SE1	SP1	SE2	SP2	SE3	SP3	Lap	Time	SE1	SP1	SE2	SP2	SE3	SP3
9 Florian Scholze, DEU/ Dominic Jöst, DEU								theoretical besttime: 1:41.859							
1	6:28.177	5:36.628	125	26.325	213	25.224	182	7	1:42.287	52.227	127	25.376	231	24.684	187
2	1:45.371	53.979	126	25.999	221	25.393	184	8	1:45.422	54.915	122	25.647	231	24.860	186
3	1:44.546	53.070	126	26.130	220	25.346	184	9	1:42.217	52.145	127	25.263	233	24.809	187
4	1:51.388	53.656	122	25.663	227	32.069		10	1:42.163	51.912	129	25.497	231	24.754	186
5	3:08.097	2:17.136	127	25.813	228	25.148	186	11	1:42.407	52.157	126	25.356	233	24.894	186
6	1:43.029	52.532	126	25.532	222	24.965	187	12	1:54.074	55.731	118	26.027	220	32.316	

10 Kelvin van der Linde, ZAF/ Rene Rast, DEU								theoretical besttime: 1:40.275							
1	6:14.343	5:24.922	121	25.144	227	24.277	184	6	1:40.448	51.187	130	24.940	232	24.321	186
2	1:40.875	51.321	127	24.965	230	24.589	185	7	1:40.731	51.208	126	25.000	232	24.523	186
3	1:45.766	51.871	127	24.934	231	28.961		8	1:40.517	51.020	126	24.979	231	24.518	186
4	4:09.514	3:09.526	112	28.128	203	31.860		9	1:57.782	53.643	94	34.733	124	29.406	186
5	3:48.541	2:57.038	118	26.317	221	25.186	185	10	1:48.307	51.604	126	25.153	233	31.550	

11 Fabian Hamprecht, DEU/ Nicki Thiim, DNK								theoretical besttime: 1:39.770							
1	14:03.854	13:07.710	106	27.608	159	28.536	184	5	1:39.853	50.758	124	24.770	233	24.325	185
2	1:40.335	51.184	128	24.687	231	24.464	185	6	1:52.340	51.356	123	29.008	141	31.976	184
3	1:40.344	50.967	128	24.774	232	24.603	185	7	1:40.252	51.021	126	24.831	232	24.400	186
4	1:40.539	51.282	123	24.798	232	24.459	185	8	1:54.247	51.211	122	28.668	168	34.368	

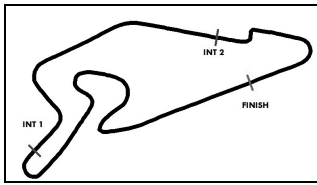
12 Christer Jöns, DEU/ Markus Winkelhock, DEU								theoretical besttime: 9:31.827							
1	15:51.889	14:16.829	65	49.563	81	45.497		2	10:11.609	9:05.151	113	26.676		39.782	

13 David Jahn, DEU/ Sven Barth, DEU								theoretical besttime: 1:40.666							
1	2:57.068	2:05.600	116	26.192	225	25.276	186	7	1:41.183	51.666	127	24.652	238	24.865	190
2	1:42.710	52.628	124	25.337	233	24.745	187	8	1:41.203	51.419	127	24.798		24.986	188
3	1:42.918	52.757	120	25.212	235	24.949	186	9	1:40.929	51.434	126	24.756	238	24.739	189
4	1:49.752	54.100	121	25.126	233	30.526		10	1:41.033	51.275	128	24.817	238	24.941	190
5	7:54.584	7:00.692	124	27.663	192	26.229	188	11	1:52.436	51.783	125	25.368	193	35.285	
6	1:41.297	51.480	127	24.986		24.831	188								

14 Florian Spengler, DEU/ Marko Asmer, EST								theoretical besttime: 1:42.348							
1	6:57.944	6:05.746	119	26.857	214	25.341	184	6	1:43.722	52.402	120	25.968	221	25.352	187
2	1:42.913	52.351	125	25.782	225	24.780	185	7	1:43.052	52.316	124	25.532	229	25.204	186
3	1:59.577	55.403	112	31.193	193	32.981		8	1:43.072	52.152	124	25.755	229	25.165	187
4	6:27.561	5:34.184	123	26.858	217	26.519	185	9	1:42.466	52.054	126	25.514	229	24.898	187
5	1:43.600	52.490	125	25.763	225	25.347	187	10	2:07.990	56.121	119	30.182	138	41.687	

16 Philip Geipel, DEU/ Rahel Frey, CHE								theoretical besttime: 1:41.277							
1	2:10.920	1:20.211	121	25.881	217	24.828	181	8	4:08.755	3:18.005	123	26.094	221	24.656	184
2	1:42.609	52.509	125	25.695	225	24.405	189	9	1:41.962	52.238	124	25.313	232	24.411	187
3	1:42.212	52.059	124	25.407	226	24.746	181	10	1:47.048	52.806	123	29.524	218	24.718	187
4	1:41.894	52.134	125	25.311	228	24.449	186	11	1:41.596	51.675	121	25.385	232	24.536	187
5	1:42.921	52.918	123	25.197	229	24.806	184	12	1:41.550	51.767	124	25.243	230	24.540	187
6	1:41.990	52.175	126	25.379	228	24.436	184	13	1:42.202	51.859	121	25.505		24.838	184
7	1:57.729	55.390	107	31.090	204	31.249		14	1:56.056	54.127	117	26.564	200	35.365	

17 Remo Lips, CHE/ Lennart Maroneck, DEU								theoretical besttime: 1:43.780							
1	9:40.590	8:40.188	112	34.474	194	25.928	188	7	1:44.977	54.043	119	25.274	240	25.660	188
2	1:45.810	54.134	115	25.870	238	25.806	188	8	1:44.454	53.259	121	25.545	239	25.650	187
3	1:45.644	54.683	119	25.645	238	25.316	188	9	1:50.166	58.637	120	25.738	239	25.791	188
4	1:47.582	54.177	122	25.581	238	27.824	189	10	1:44.992	53.604	118	25.491	240	25.897	189
5	1:44.786	53.872	122	25.557	239	25.357	190	11	1:56.169	56.522	115	25.990	233	33.657	
6	1:44.889	54.368	122	25.241	240	25.280	189								



ADAC GT Masters

Lap Analysis Qualifying 2



Provisional

Nürburgring Sprint NGK, Length: 3629 m

Air temperature: 17.8°C

Track temperature: 20.5°C

Weather condition: Wet

Reg. Nr.: 255/14

Friday 29.8.2014 17:20

Lap	Time	SE1	SP1	SE2	SP2	SE3	SP3	Lap	Time	SE1	SP1	SE2	SP2	SE3	SP3
18	Toni Seiler, CHE/ Jeroen Bleekemolen, NLD							theoretical besttime: 1:40.883							
1	8:23.255	7:20.821	98	29.859	206	32.575	190	6	1:41.475	51.765	120	24.977	239	24.733	190
2	1:41.147	51.525	121	25.012	239	24.610	190	7	1:41.397	51.799	122	25.154	240	24.444	192
3	1:45.943	53.454	112	26.962	185	25.527	193	8	1:45.573	51.607	122	25.287	240	28.679	192
4	1:51.328	53.330	116	25.823	226	32.175		9	1:41.584	51.462	123	25.218	240	24.904	189
5	4:16.217	3:21.523	106	28.940	216	25.754	193	10	1:57.644	55.152	106	28.153	218	34.339	

19	Claudia Hürtgen, DEU/ Dominik Baumann, AUT							theoretical besttime: 1:41.084							
1	17:40.810	16:48.650	121	26.103	212	26.057	184	5	1:51.832	52.036	126	25.358	197	34.438	184
2	1:41.446	51.444	123	25.294	232	24.708	185	6	1:41.759	51.716	126	25.163	232	24.880	184
3	1:41.084	51.437	127	25.054	232	24.593	185	7	1:53.324	53.335	120	26.400	205	33.589	
4	1:42.631	52.227	124	25.387	232	25.017	184								

20	Max Sandritter, DEU/ Jens Klingmann, DEU							theoretical besttime: 1:40.404							
1	13:56.990	13:03.811	123	27.731	198	25.448	182	5	1:41.078	51.260	127	25.168	233	24.650	185
2	1:42.551	52.473	127	25.339	228	24.739	184	6	1:47.509	57.789	127	25.198	230	24.522	184
3	1:41.066	51.522	127	25.106	230	24.438	184	7	1:40.897	51.189	126	25.002	231	24.706	184
4	1:40.680	50.964	127	25.022	231	24.694	185	8	1:55.284	52.060	127	27.440	231	35.784	

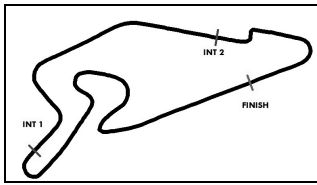
21	Alon Day, ISR/ Luca Ludwig, DEU							theoretical besttime: 1:41.532							
1	11:55.979	11:03.486	122	25.913	161	26.580	186	6	1:42.180	52.234	129	24.889	236	25.057	188
2	1:42.422	52.294	125	25.154	234	24.974	186	7	1:42.587	52.555	123	24.960	237	25.072	188
3	1:42.061	52.054	122	25.057	235	24.950	186	8	1:44.722	52.227	121	25.408	210	27.087	186
4	1:41.917	52.439	124	24.874	236	24.604	188	9	1:42.653	52.367	119	25.187	236	25.099	189
5	1:42.012	52.289	126	25.035	236	24.688	187	10	1:56.371	56.652	116	26.671		33.048	

22	Nico Bastian, DEU/ Jaime Alguersuari, ESP							theoretical besttime: 1:40.279							
1	2:30.399	1:39.218	118	25.815	218	25.366	183	8	4:00.462	2:55.375	92	30.833	190	34.254	
2	1:42.694	53.055	120	24.964	229	24.675	185	9	3:03.872	2:10.677	113	27.450	217	25.745	186
3	1:41.921	52.493	125	24.824	231	24.604	186	10	1:40.897	51.744	125	24.774	233	24.379	188
4	1:41.173	51.687	125	24.866	231	24.620	185	11	1:40.563	51.306	123	24.856	233	24.401	187
5	1:41.670	51.889	124	25.226	232	24.555	186	12	1:40.615	51.492	127	24.594	233	24.529	186
6	1:41.236	51.795	125	24.779	233	24.662	186	13	1:40.939	51.515	125	24.801	233	24.623	187
7	1:47.274	51.869	123	24.952	233	30.453		14	2:00.905	1:01.946	103	26.105	210	32.854	

23	Maro Engel, DEU/ Jan Seyffarth, DEU							theoretical besttime: 1:41.056							
1	1:55.309	1:04.721	124	25.598	229	24.990	184	7	4:50.773	3:59.700	119	26.033	233	25.040	187
2	1:41.824	51.777	123	25.262	231	24.785	185	8	1:41.397	51.200	127	25.363	235	24.834	188
3	1:42.760	52.123	120	25.394	231	25.243	186	9	1:41.318	51.176	125	25.095	237	25.047	189
4	1:42.163	51.752	121	25.195	232	25.216	187	10	1:53.763	57.093	118	30.949	192	25.721	188
5	1:46.635	51.772	124	25.269	232	29.594		11	1:41.365	51.254	124	25.247	235	24.864	187
6	5:07.813	3:54.016	92	34.142	146	39.655		12	2:09.014	56.250	120	29.267	133	43.497	

24	Albert von Thurn und Taxis, DEU/ Tomas Enge, CZE							theoretical besttime: 1:42.378							
1	14:35.133	13:44.707	111	25.103	237	25.323	189	5	1:48.248	52.880	118	25.211	235	30.157	
2	1:43.415	52.796	116	25.027	239	25.592	188	6	2:51.932	2:01.605	111	25.129	237	25.198	190
3	1:42.903	52.153	118	25.069	239	25.681	188	7	1:43.184	52.354	115	25.430	238	25.400	190
4	1:43.304	52.664	114	25.142	238	25.498	189	8	1:56.238	53.353	107	27.436	184	35.449	

26	Renger van der Zande, NLD/ Maximilian Götz, DEU							theoretical besttime: 1:40.218							
1	9:09.532	8:13.082	126	30.679	190	25.771	188	7	1:42.789	51.150	127	25.143	236	26.496	190
2	1:41.072	51.622	127	24.915	235	24.535	189	8	1:40.980	51.257	128	25.098	237	24.625	189
3	1:40.433	50.995	126	25.130	234	24.308	188	9	1:44.238	52.486	113	25.937	233	25.815	189
4	1:40.667	51.143	128	24.995	235	24.529	189	10	1:41.319	51.092	128	25.356	236	24.871	189
5	1:53.307	56.286	111	26.082	219	30.939		11	2:03.342	56.307	111	28.735	173	38.300	
6	2:45.406	1:51.147	102	28.649	199	25.610	190								



ADAC GT Masters

Lap Analysis Qualifying 2



Provisional

Reg. Nr.: 255/14

Friday 29.8.2014 17:20

Nürburgring Sprint NGK, Length: 3629 m

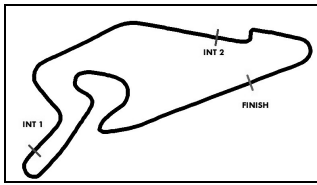
Air temperature: 17.8°C

Track temperature: 20.5°C

Weather condition: Wet

Lap	Time	SE1	SP1	SE2	SP2	SE3	SP3	Lap	Time	SE1	SP1	SE2	SP2	SE3	SP3
27 Luca Stolz, DEU/ Mathias Lauda, AUT								theoretical besttime: 1:41.279							
1	9:11.372	8:15.832	122	28.840	194	26.700	186	7	2:45.544	1:53.651	125	26.146	213	25.747	189
2	1:43.069	52.836	122	25.350	232	24.883	187	8	1:42.316	51.978	126	25.370	235	24.968	187
3	1:43.449	52.675	121	25.104	234	25.670	188	9	1:41.916	51.787	124	25.196	235	24.933	190
4	1:41.916	52.130	124	24.972	234	24.814	188	10	1:42.133	51.969	126	25.171	237	24.993	188
5	1:41.376	51.834	124	25.022	235	24.520	188	11	2:05.685	56.939	121	27.851	177	40.895	
6	1:47.675	52.237	122	25.146	236	30.292									

Lap	Time	SE1	SP1	SE2	SP2	SE3	SP3	Lap	Time	SE1	SP1	SE2	SP2	SE3	SP3
100 Florian Stoll, DEU/ Daniel Dobitsch, AUT								theoretical besttime: 1:41.273							
1	8:45.828	7:54.651	119	25.939	223	25.238	180	6	1:54.995	51.833	120	26.356	152	36.806	
2	1:42.120	51.908	127	25.575	224	24.637	181	7	4:43.904	3:52.376	114	26.573	203	24.955	182
3	1:41.891	51.719	122	25.443	226	24.729	179	8	1:41.798	51.534	123	25.417	226	24.847	181
4	1:42.638	52.393	120	25.464	226	24.781	180	9	1:42.813	51.975	121	25.456	229	25.382	181
5	1:41.340	51.506	125	25.130	226	24.704	182	10	2:12.029	1:01.346	108	30.989	141	39.694	



ADAC GT Masters

Start Grid Race 2



Provisional

Reg. Nr.: 255/14

Sunday 31.8.2014 12:00

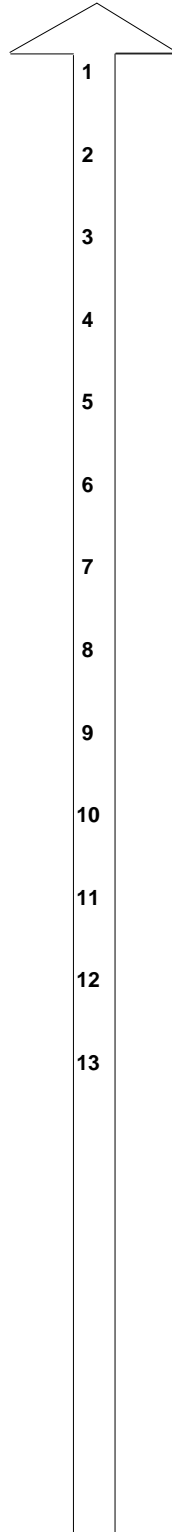
Nürburgring Sprint NGK, Length: 3629 m

Air temperature: 12.0°C

Track temperature: 14.2°C

Weather condition: Dry

8 TONINO Team Herberth	1:40.296
Robert Renauer/ Norbert Siedler*	
10 Prosperia C. Abt Racing	1:40.448
Kelvin van der Linde/ Rene Rast*	
20 PIXUM Team Schubert	1:40.680
Max Sandritter/ Jens Klingmann*	
7 TONINO Team Herberth	1:41.043
Herbert Handlos/ Alfred Renauer*	
18 Callaway Competition	1:41.147
Toni Seiler/ Jeroen Bleekemolen*	
23 ROWE Racing	1:41.318
Maro Engel/ Jan Seyffarth*	
27 H.T.P. Motorsport	1:41.376
Luca Stolz/ Mathias Lauda*	
16 YACO Racing	1:41.550
Philip Geipel/ Rahel Frey*	
21 BKK Mobil Oil Zakspeed	1:41.917
Alon Day/ Luca Ludwig*	
9 TONINO Team Herberth	1:42.163
Florian Scholze/ Dominic Jöst*	
5 Farnbacher Racing	1:42.883
Mario Farnbacher/ Nathan Morcom*	
4 GW IT Racing Team Schütz Motors	1:42.927
Antonios Wossos/ Wolf Nathan*	
12 Prosperia C. Abt Racing	
Christer Jöns/ Markus Winkelhock*	



POLE POSITION

11 Prosperia C. Abt Racing	1:39.853
Fabian Hamprecht/ Nicki Thiim*	
26 H.T.P. Motorsport	1:40.433
Renger van der Zande/ Maximilian Götz*	
22 ROWE Racing	1:40.563
Nico Bastian/ Jaime Alguersuari*	
13 RWT Racing Team	1:40.929
David Jahn/ Sven Barth*	
19 PIXUM Team Schubert	1:41.084
Claudia Hürtgen/ Dominik Baumann*	
6 Farnbacher Racing	1:41.197
Sebastian Asch/ Philipp Frommenwiler*	
100 kfzteile24 APR Motorsport	1:41.340
Florian Stoll/ Daniel Dobitsch*	
3 GW IT Racing Team Schütz Motors	1:41.517
Christian Engelhart/ Jaap van Lagen*	
1 Callaway Competition	1:41.690
Andreas Wirth/ Daniel Keilwitz*	
2 Callaway Competition	1:42.005
Patrick Assenheimer/ Diego Alessi*	
14 MRS GT-Racing	1:42.466
Florian Spengler/ Marko Asmer*	
24 Reiter Engineering	1:42.903
Albert von Thurn und Taxis/ Tomas Enge*	
17 Callaway Competition	1:44.454
Remo Lips/ Lennart Marioneck*	

* Marks the starting driver

Publications Time:

Clerk of the course:

Time Keeping: