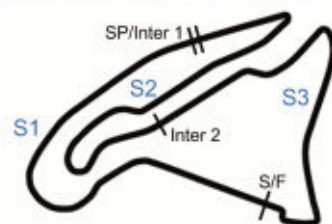


5, 6 et 7 septembre 2014

GT TOUR FFSA 2014

5 au 7 Septembre



Porsche Carrera Cup France

Circuit de Nevers Magny-Cours (4.411 km)

Essais Privés 1

Classement sur le meilleur tour

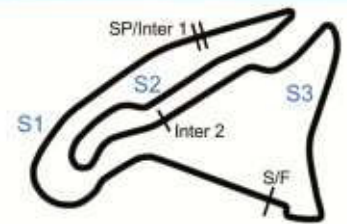
Pos.	N°	Team	Noms	Cat	P cat.	S1	SP	S2	S3	NT	M Tps	Au tour	Ecart 1er	Ecart prec	M vit	Tps idéal
1	2	Sebastien Loeb Racing	Jousse Maxime	A	1	31.994	237.88	39.596	32.807	10	1:44.397	6	-	-	152.11	1:44.116
2	4	Sebastien Loeb Racing	Bottemanne Sacha	A	2	31.876	234.27	39.714	32.818	12	1:44.408	6	0.011	0.011	152.09	1:44.329
3	7	Racing Technology	Beltoise Vincent	A	3	31.843	236.32	39.714	33.002	12	1:44.559	9	0.162	0.151	151.87	1:44.393
4	88	Team Martinet - Almérás	Ledogar Come	A	4	31.795	237.36	39.939	32.839	12	1:44.573	9	0.176	0.014	151.85	1:44.056
5	6	Imsa Performance Matmut	Armindo Nicolas	A	5	31.860	238.41	39.634	33.109	14	1:44.603	5	0.206	0.030	151.81	1:44.379
6	3	Racing Technology	Cougnaud Alexandre	A	6	32.044	240	39.836	33.209	14	1:45.089	8	0.692	0.486	151.11	1:44.886
7	13	Tsunami RT	Gaidai Oleksander	B	1	32.027	238.41	40.148	32.953	14	1:45.128	9	0.731	0.039	151.05	1:45.063
8	14	Imsa Performance Matmut	Antunes Jimmy	A	7	32.039	236.84	39.977	33.118	12	1:45.134	12	0.737	0.006	151.04	1:45.134
9	56	Harting by RT	Dillmann Tom	A	8	32.006	240	39.949	33.191	12	1:45.146	12	0.749	0.012	151.02	1:45.146
10	9	@LoebRacing	De Narda Joffrey	A	9	32.168	238.93	40.006	33.237	9	1:45.411	8	1.014	0.265	150.64	1:45.183
11	1	Larbre Compétition	Castelli Gael	A	10	31.955	231.26	40.122	33.377	10	1:45.454	10	1.057	0.043	150.58	1:45.123
12	76	Imsa Performance Matmut	Pasquali Laurent	B	2	32.103	234.27	40.058	33.295	9	1:45.456	6	1.059	0.002	150.58	1:45.448
13	18	Yvan Muller Racing	Palette Steven	A	11	32.113	237.88	40.124	33.264	13	1:45.501	6	1.104	0.045	150.52	1:45.501
14	85	@LoebRacing	Marroc Nicolas	A	12	31.959	240	40.165	33.387	13	1:45.511	9	1.114	0.010	150.5	1:45.474
15	911	@LoebRacing	Lapierre Christophe	B	3	31.990	237.88	40.203	33.443	14	1:45.636	9	1.239	0.125	150.32	1:45.164
16	5	Racing Technology	Martins Lonni	A	13	32.384	232.25	40.038	33.243	11	1:45.665	10	1.268	0.029	150.28	1:45.249
17	07	Larbre Compétition	Lepesqueux Antoine	A	14	32.267	241.07	40.228	33.244	14	1:45.739	14	1.342	0.074	150.18	1:45.739
18	10	Yvan Muller Racing	Monti Romain	A	15	32.243	237.88	40.164	33.360	13	1:45.767	12	1.370	0.028	150.14	1:45.626
19	8	Speed Lover	Glorieux Jean	B	4	32.475	235.29	40.146	33.174	10	1:45.795	7	1.398	0.028	150.1	1:45.548
20	11	Sebastien Loeb Racing	Lindland Roar	B	5	32.198	239.46	40.296	33.496	14	1:45.990	6	1.593	0.195	149.82	1:45.784
21	44	Racing Technology	Hamon Christophe	B	6	32.351	246.01	40.341	33.536	11	1:46.228	6	1.831	0.238	149.49	1:45.981
22	55	Speed Lover	Jaquillard Christian	B	7	32.538	237.36	40.580	34.349	13	1:47.467	13	3.070	1.239	147.76	1:47.120
23	24	Team Martinet - Almérás	Cattaneo Marc	B	8	32.545	236.84	40.979	34.139	12	1:47.663	12	3.266	0.196	147.49	1:47.486
24	26	Caumes Armatures	Caumes Jacques	B	9	34.139	232.75	42.343	36.126	12	1:52.608	12	8.211	4.945	141.02	1:52.608

M Tps : 1:44.397 (152.11 km/h). (N°2) Jousse Maxime

5, 6 et 7 septembre 2014

GT TOUR FFSA 2014

5 au 7 Septembre



Porsche Carrera Cup France

Circuit de Nevers Magny-Cours (4.411 km)

Essais Privés 1

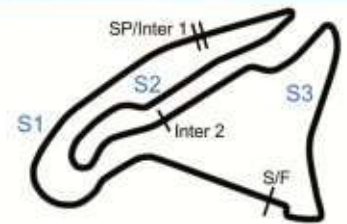
Tour par tour

NT	Heure	S1	SP	S2	S3	Dern. Tr	Tps Total	NT	Heure	S1	SP	S2	S3	Dern. Tr	Tps Total
N° 1, Castelli Gael, Pos. 11								6	10:54:22	31.876	234.27	39.714	32.818	1:44.408	16:49.642
1	10:43:42	-	215.14	43.713	34.122	3:38.075	6:10.356	7	10:56:07	32.333	236.32	39.738	32.860	1:44.931	18:34.573
2	10:45:31	32.591	236.32	40.942	35.100	1:48.633	7:58.989	8	10:57:54	32.266	238.94	40.383	35.053	1:47.702	20:22.275
3	10:47:20	32.383	226.89	40.457	35.711	Pit In	9:47.540	9	10:59:44	31.797	238.41	40.120	37.292	Pit In	22:11.484
4	10:58:06	-	227.85	40.330	33.217	10:46.245	20:33.785	10	11:04:29	-	240.53	39.932	33.644	4:45.061	26:56.545
5	10:59:53	32.320	236.84	40.610	34.456	1:47.386	22:21.171	11	11:06:15	32.310	238.41	40.665	33.130	1:46.105	28:42.650
6	11:01:40	32.639	231.76	40.223	33.788	1:46.650	24:07.821	12	11:08:03	31.850	230.77	40.252	35.857	Pit In	30:30.609
7	11:03:26	32.211	238.94	39.951	33.425	1:45.587	25:53.408	N° 5, Martins Lonni, Pos. 16							
8	11:05:11	32.075	238.41	40.050	33.439	1:45.564	27:38.972	1	10:41:44	33.297	236.84	42.687	34.144	1:50.128	4:11.964
9	11:06:59	31.992	236.32	42.771	33.284	1:48.047	29:27.019	2	10:43:31	32.796	228.33	40.529	33.799	1:47.124	5:59.088
10	11:08:45	31.955	231.26	40.122	33.377	1:45.454	31:12.473	3	10:45:18	32.497	237.36	40.115	34.242	1:46.854	7:45.942
N° 2, Jousse Maxime, Pos. 1								4	10:47:04	31.976	230.28	40.590	33.695	1:46.261	9:32.203
1	10:42:25	32.534	232.26	40.637	33.365	1:46.536	4:53.189	5	10:48:50	32.242	240	40.444	33.282	1:45.968	11:18.171
2	10:44:10	32.152	234.78	39.695	32.931	1:44.778	6:37.967	6	10:50:41	34.238	229.79	40.609	36.353	Pit In	13:09.371
3	10:46:01	32.020	241.07	39.885	39.488	1:51.393	8:29.360	7	10:58:05	-	240	40.927	33.438	7:23.893	20:33.264
4	10:47:52	31.877	240.53	39.870	38.371	Pit In	10:19.478	8	10:59:59	32.892	240.53	44.583	36.154	Pit In	22:26.893
5	10:56:48	-	236.32	41.135	35.319	8:56.817	19:16.295	9	11:04:44	-	237.36	41.889	33.582	4:44.755	27:11.648
6	10:58:33	31.994	237.89	39.596	32.807	1:44.397	21:00.692	10	11:06:29	32.384	232.26	40.038	33.243	1:45.665	28:57.313
7	11:00:21	31.767	235.81	41.772	35.185	1:48.724	22:49.416	11	11:08:15	32.340	239.47	40.030	33.377	1:45.747	30:43.060
8	11:02:25	31.713	238.41	51.975	39.668	2:03.356	24:52.772	N° 6, Armindo Nicolas, Pos. 5							
9	11:04:15	31.867	240.53	39.701	38.831	Pit In	26:43.171	1	10:41:40	32.537	237.36	40.522	34.425	1:47.484	4:08.429
10	11:08:11	-	232.26	39.784	32.924	3:55.617	30:38.788	2	10:43:26	32.189	232.76	39.955	33.228	1:45.372	5:53.801
N° 3, Cougnaud Alexandre, Pos. 6								3	10:45:11	32.113	232.76	39.650	33.380	1:45.143	7:38.944
1	10:41:57	33.454	238.41	41.191	35.288	1:49.933	4:25.291	4	10:46:58	33.720	232.76	40.153	33.038	1:46.911	9:25.855
2	10:43:45	32.445	240.53	40.629	34.079	1:47.153	6:12.444	5	10:48:43	31.860	238.41	39.634	33.109	1:44.603	11:10.458
3	10:45:32	31.966	243.24	40.245	35.589	1:47.800	8:00.244	6	10:50:27	31.941	232.26	39.700	33.033	1:44.674	12:55.132
4	10:47:19	32.442	243.24	40.280	34.045	1:46.767	9:47.011	7	10:52:12	31.943	237.89	39.698	33.159	1:44.800	14:39.932
5	10:49:05	32.230	240	39.880	33.522	1:45.632	11:32.643	8	10:54:00	31.980	243.24	40.444	35.696	Pit In	16:28.052
6	10:50:53	32.092	238.41	39.994	36.243	Pit In	13:20.972	9	11:00:00	-	209.3	42.238	34.379	5:59.882	22:27.934
7	10:55:41	-	237.89	40.368	33.372	4:47.855	18:08.827	10	11:01:47	32.226	234.27	40.321	33.184	1:45.731	24:13.665
8	10:57:26	32.044	240	39.836	33.209	1:45.089	19:53.916	11	11:03:32	32.227	232.26	40.137	34.000	1:46.364	26:00.029
9	10:59:12	32.126	238.41	40.096	33.542	1:45.764	21:39.680	12	11:05:17	31.792	232.26	39.665	33.288	1:44.745	27:44.774
10	11:00:57	31.980	240.53	39.816	33.370	1:45.166	23:24.846	13	11:07:02	31.892	237.36	39.775	32.953	1:44.620	29:29.394
11	11:02:42	32.066	244.34	39.975	33.426	1:45.467	25:10.313	14	11:08:54	33.357	237.36	42.355	36.527	Pit In	31:21.633
12	11:04:28	31.899	240.53	39.778	34.240	1:45.917	26:56.230	N° 07, Lepesqueux Antoine, Pos. 17							
13	11:06:21	32.062	240.53	43.295	36.929	1:52.286	28:48.516	1	10:42:46	-	225.94	43.086	35.546	2:15.605	5:13.461
14	11:08:06	32.228	240.53	39.894	33.299	1:45.421	30:33.937	2	10:44:36	34.240	230.77	41.731	34.551	1:50.522	7:03.983
N° 4, Bottemanne Sacha, Pos. 2								3	10:46:25	33.353	236.32	41.168	34.131	1:48.652	8:52.635
1	10:41:56	33.314	235.81	40.528	34.175	1:48.017	4:24.419	4	10:48:12	32.695	236.32	40.740	33.944	1:47.379	10:40.014
2	10:43:43	32.464	234.27	40.445	33.700	1:46.609	6:11.028	5	10:49:59	32.624	231.26	40.617	33.796	1:47.037	12:27.051
3	10:45:55	32.026	241.07	39.986	59.904	Pit In	8:22.944	6	10:51:46	32.397	235.81	40.482	33.918	1:46.797	14:13.848
4	10:50:52	-	233.77	39.984	33.011	4:56.792	13:19.736	7	10:53:38	32.472	235.81	40.613	38.609	Pit In	16:05.542
5	10:52:37	31.902	240	40.287	33.309	1:45.498	15:05.234	8	10:57:35	-	230.77	41.004	33.779	3:57.099	20:02.641

5, 6 et 7 septembre 2014

GT TOUR FFSA 2014

5 au 7 Septembre



Porsche Carrera Cup France

Circuit de Nevers Magny-Cours (4.411 km)

Essais Privés 1

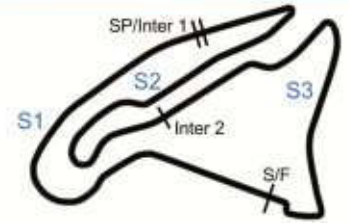
Tour par tour

NT	Heure	S1	SP	S2	S3	Dern. Tr	Tps Total	NT	Heure	S1	SP	S2	S3	Dern. Tr	Tps Total
N° 7, Beltoise Vincent, Pos. 3								N° 10, Monti Romain, Pos. 18							
1	10:41:35	33.038	237.36	41.413	33.570	1:48.021	4:02.700	1	10:42:35	33.691	239.47	42.752	34.616	1:51.059	5:03.290
2	10:43:24	32.076	245.45	43.477	33.546	1:49.099	5:51.799	2	10:44:23	32.789	237.36	41.344	33.699	1:47.832	6:51.122
3	10:45:10	31.890	240	40.176	33.617	1:45.683	7:37.482	3	10:46:10	32.486	240	40.671	34.022	1:47.179	8:38.301
4	10:46:55	31.900	238.94	39.872	34.157	1:45.929	9:23.411	4	10:47:57	32.438	237.89	40.448	33.616	1:46.502	10:24.803
5	10:48:44	32.107	233.77	39.548	36.458	Pit In	11:11.524	5	10:49:43	32.212	239.47	40.412	33.729	1:46.353	12:11.156
6	10:55:20	-	237.89	41.070	33.414	6:36.823	17:48.347	6	10:51:36	33.273	235.81	42.276	37.642	Pit In	14:04.347
7	10:57:07	31.911	232.76	39.971	34.892	Pit In	19:35.121	7	10:58:18	-	237.36	41.592	33.688	6:41.200	20:45.547
8	10:59:50	-	236.84	42.982	38.398	2:42.269	22:17.390	8	11:00:06	32.390	238.41	42.614	33.747	1:48.751	22:34.298
9	11:01:34	31.843	236.32	39.714	33.002	1:44.559	24:01.949	9	11:01:54	33.287	236.32	40.568	33.584	1:47.439	24:21.737
10	11:04:57	32.112	238.41	2:13.35	37.668	3:23.138	27:25.087	10	11:03:40	32.102	240	40.596	33.524	1:46.222	26:07.959
11	11:06:42	31.966	238.94	39.651	33.408	1:45.025	29:10.112	11	11:05:29	32.159	236.32	42.761	33.675	1:48.595	27:56.554
12	11:08:27	32.023	254.12	39.797	33.003	1:44.823	30:54.935	12	11:07:14	32.243	237.89	40.164	33.360	1:45.767	29:42.321
N° 8, Glorieux Jean, Pos. 19								N° 11, Lindland Roar, Pos. 20							
1	10:43:38	35.876	219.07	43.883	35.704	1:55.463	6:05.890	1	10:43:01	36.715	211.76	44.566	35.293	1:56.574	5:29.172
2	10:45:28	33.514	232.76	42.146	34.084	1:49.744	7:55.634	2	10:44:52	35.072	199.63	42.197	33.904	1:51.173	7:20.345
3	10:47:16	33.664	225.94	41.048	33.644	1:48.356	9:43.990	3	10:46:40	32.958	242.7	41.087	33.777	1:47.822	9:08.167
4	10:49:06	32.667	239.47	40.427	37.270	Pit In	11:34.354	4	10:48:28	32.960	238.41	40.930	33.711	1:47.601	10:55.768
5	10:55:04	-	235.29	41.449	33.344	5:57.813	17:32.167	5	10:50:14	32.127	241.07	40.426	33.729	1:46.282	12:42.050
6	10:56:50	32.619	233.26	40.455	33.091	1:46.165	19:18.332	6	10:52:00	32.198	239.47	40.296	33.496	1:45.990	14:28.040
7	10:58:36	32.475	235.29	40.146	33.174	1:45.795	21:04.127	7	10:53:51	32.352	237.89	41.598	36.995	Pit In	16:18.985
8	11:00:22	32.332	233.26	40.477	33.393	1:46.202	22:50.329	8	10:57:47	-	238.94	40.975	34.078	3:56.027	20:15.012
9	11:02:09	32.461	233.26	40.623	33.143	1:46.227	24:36.556	9	10:59:34	32.231	240	40.316	33.697	1:46.244	22:01.256
10	11:04:03	32.311	240.53	41.442	40.267	Pit In	26:30.576	10	11:01:19	31.992	240	40.519	33.534	1:46.045	23:47.301
N° 9, De Narda Joffrey, Pos. 10								N° 13, Gaidai Oleksander, Pos. 7							
1	10:41:42	33.671	231.76	41.521	37.486	1:52.678	4:09.664	1	10:41:31	33.213	234.27	42.272	34.243	1:49.728	3:58.972
2	10:43:51	32.885	237.89	1:02.01	33.896	2:08.800	6:18.464	2	10:43:18	32.950	231.76	41.045	33.438	1:47.433	5:46.405
3	10:45:38	32.534	236.32	40.336	34.424	1:47.294	8:05.758	3	10:45:05	32.648	230.28	40.581	33.341	1:46.570	7:32.975
4	10:47:24	32.268	234.78	40.085	33.640	1:45.993	9:51.751	4	10:46:51	32.326	234.27	40.623	33.439	1:46.388	9:19.363
5	10:49:10	32.061	240.53	40.133	33.641	1:45.835	11:37.586	5	10:48:47	37.401	154.73	42.747	35.275	Pit In	11:14.786
6	10:50:58	32.381	236.84	40.272	35.727	Pit In	13:25.966	6	10:53:39	-	227.85	41.209	33.817	4:51.848	16:06.634
7	10:57:28	-	236.32	45.294	33.394	6:30.157	19:56.123	7	10:55:25	32.855	236.32	40.498	33.190	1:46.543	17:53.177
								8	10:57:11	32.190	232.26	40.083	33.194	1:45.467	19:38.644
								9	10:58:56	32.027	238.41	40.148	32.953	1:45.128	21:23.772
								10	11:00:42	32.043	226.89	40.249	33.825	1:46.117	23:09.889

5, 6 et 7 septembre 2014

GT TOUR FFSA 2014

5 au 7 Septembre



Porsche Carrera Cup France

Circuit de Nevers Magny-Cours (4.411 km)

Essais Privés 1

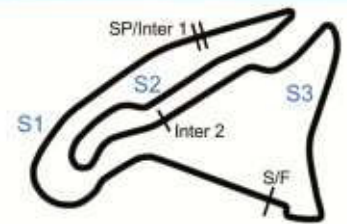
Tour par tour

NT	Heure	S1	SP	S2	S3	Dern. Tr	Tps Total	NT	Heure	S1	SP	S2	S3	Dern. Tr	Tps Total
N° 13, Gaidai Oleksander, Pos. 7								7	11:00:02	32.831	234.78	41.639	34.170	1:48.640	22:30.131
7	10:55:25	32.855	236.32	40.498	33.190	1:46.543	17:53.177	8	11:01:56	32.814	237.36	40.845	39.702	1:53.361	24:23.492
8	10:57:11	32.190	232.26	40.083	33.194	1:45.467	19:38.644	9	11:03:44	32.612	234.27	41.943	34.193	1:48.748	26:12.240
9	10:58:56	32.027	238.41	40.148	32.953	1:45.128	21:23.772	10	11:05:40	32.502	237.89	44.368	38.560	1:55.430	28:07.670
10	11:00:42	32.043	226.89	40.249	33.825	1:46.117	23:09.889	11	11:07:30	32.783	236.32	42.080	34.926	1:49.789	29:57.459
11	11:02:30	32.101	233.26	40.448	34.579	Pit In	24:57.017	12	11:09:17	32.545	236.84	40.979	34.139	1:47.663	31:45.122
12	11:05:39	-	236.32	40.714	34.457	3:09.828	28:06.845	N° 26, Caumes Jacques, Pos. 24							
13	11:07:25	32.297	234.78	40.317	33.436	1:46.050	29:52.895	1	10:43:09	38.604	211.76	51.263	40.051	2:09.918	5:36.664
14	11:09:12	32.202	240.53	40.447	33.961	1:46.610	31:39.505	2	10:45:09	35.880	230.28	45.376	39.060	2:00.316	7:36.980
N° 14, Antunes Jimmy, Pos. 8								3	10:47:28	37.678	232.26	49.798	51.157	Pit In	9:55.613
1	10:41:55	33.331	236.84	41.627	34.263	1:49.221	4:22.717	4	10:51:51	-	208.49	47.760	42.074	4:22.910	14:18.523
2	10:43:43	32.704	234.27	41.282	34.102	1:48.088	6:10.805	5	10:53:55	37.294	219.07	47.638	39.641	2:04.573	16:23.096
3	10:45:32	32.617	239.47	40.853	35.481	1:48.951	7:59.756	6	10:55:57	36.251	230.28	45.300	40.385	2:01.936	18:25.032
4	10:47:21	32.354	238.94	40.299	36.388	Pit In	9:48.797	7	10:58:00	36.113	233.26	45.044	41.738	2:02.895	20:27.927
5	10:52:20	-	231.76	40.852	33.855	4:58.779	14:47.576	8	11:00:04	36.195	226.89	47.456	40.724	2:04.375	22:32.302
6	10:54:06	32.366	231.76	40.129	33.590	1:46.085	16:33.661	9	11:02:03	35.863	223.6	43.772	38.929	1:58.564	24:30.866
7	10:55:54	33.611	236.84	40.392	33.826	1:47.829	18:21.490	10	11:03:59	34.771	238.41	43.264	38.216	1:56.251	26:27.117
8	10:57:40	32.196	231.26	40.067	33.804	1:46.067	20:07.557	11	11:05:54	34.440	235.29	42.964	37.784	1:55.188	28:22.305
9	10:59:28	32.386	231.76	40.289	35.862	Pit In	21:56.094	12	11:07:47	34.139	232.76	42.343	36.126	1:52.608	30:14.913
10	11:04:06	-	234.78	41.434	37.624	4:37.818	26:33.912	N° 44, Hamon Christophe, Pos. 21							
11	11:05:52	32.303	236.32	40.246	33.808	1:46.357	28:20.269	1	10:41:52	34.333	232.26	42.944	34.653	1:51.930	4:20.371
12	11:07:38	32.039	236.84	39.977	33.118	1:45.134	30:05.403	2	10:43:41	32.944	241.61	41.965	34.139	1:49.048	6:09.419
N° 18, Palette Steven, Pos. 13								3	10:45:28	32.552	242.15	40.549	33.694	1:46.795	7:56.214
1	10:42:32	33.991	227.85	42.840	34.700	1:51.531	4:59.973	4	10:47:15	32.753	240	40.362	33.564	1:46.679	9:42.893
2	10:44:20	32.741	236.32	40.998	34.027	1:47.766	6:47.739	5	10:49:11	32.192	241.61	40.753	43.554	1:56.499	11:39.392
3	10:46:07	32.470	235.29	40.532	33.544	1:46.546	8:34.285	6	10:50:58	32.351	246.01	40.341	33.536	1:46.228	13:25.620
4	10:47:53	32.409	240	40.454	33.433	1:46.296	10:20.581	7	10:52:47	32.104	242.7	40.571	36.423	Pit In	15:14.718
5	10:49:39	33.124	237.36	40.142	33.369	1:46.635	12:07.216	8	11:00:52	-	237.89	41.701	39.771	8:05.530	23:20.248
6	10:51:25	32.113	237.89	40.124	33.264	1:45.501	13:52.717	9	11:02:40	32.753	240	40.594	33.888	1:47.235	25:07.483
7	10:53:11	32.130	235.81	40.359	33.351	1:45.840	15:38.557	10	11:04:28	32.176	237.36	41.257	34.824	1:48.257	26:55.740
8	10:54:59	32.618	237.89	40.657	35.525	Pit In	17:27.357	11	11:06:18	32.218	240.53	41.083	36.285	Pit In	28:45.326
9	11:00:30	-	235.81	41.638	33.713	5:30.816	22:58.173	N° 55, Jaquillard Christian, Pos. 22							
10	11:02:17	32.574	235.29	40.305	33.685	1:46.564	24:44.737	1	10:42:04	36.581	221.31	43.238	35.501	1:55.320	4:31.708
11	11:04:05	33.004	238.41	40.543	34.742	1:48.289	26:33.026	2	10:43:54	33.433	239.47	41.752	34.687	1:49.872	6:21.580
12	11:05:52	32.230	234.78	40.606	33.658	1:46.494	28:19.520	3	10:45:44	33.388	235.29	41.978	34.758	1:50.124	8:11.704
13	11:07:39	32.193	239.47	40.808	34.618	1:47.619	30:07.139	4	10:47:33	33.173	233.26	41.120	34.808	1:49.101	10:00.805
N° 24, Cattaneo Marc, Pos. 23								5	10:49:36	33.210	221.77	45.804	44.092	Pit In	12:03.911
1	10:41:32	34.143	228.81	43.056	36.099	1:53.298	4:00.066	6	10:56:31	-	128.88	1:00.25	43.139	6:55.490	18:59.401
2	10:43:35	33.208	234.27	45.973	43.611	2:02.792	6:02.858	7	10:58:22	34.151	234.27	41.558	34.374	1:50.083	20:49.484
3	10:45:25	33.672	232.26	41.199	34.745	1:49.616	7:52.474	8	11:00:10	33.076	234.27	41.278	34.127	1:48.481	22:37.965
4	10:47:14	32.991	236.32	41.182	34.875	1:49.048	9:41.522	9	11:02:00	33.024	237.89	41.429	35.505	1:49.958	24:27.923
5	10:49:05	32.979	234.78	41.790	36.733	Pit In	11:33.024	10	11:03:48	32.627	236.32	40.999	34.311	1:47.937	26:15.860
6	10:58:14	-	231.26	41.961	34.401	9:08.467	20:41.491	11	11:05:36	32.606	240.53	41.053	34.685	1:48.344	28:04.204

5, 6 et 7 septembre 2014

GT TOUR FFSA 2014

5 au 7 Septembre



Porsche Carrera Cup France

Circuit de Nevers Magny-Cours (4.411 km)

Essais Privés 1

Tour par tour

NT	Heure	S1	SP	S2	S3	Dern. Tr	Tps Total	NT	Heure	S1	SP	S2	S3	Dern. Tr	Tps Total
N° 55, Jaquillard Christian, Pos. 22								N° 88, Ledogar Come, Pos. 4							
8	11:00:10	33.076	234.27	41.278	34.127	1:48.481	22:37.965	13	11:09:26	32.286	237.89	1:24.26	40.867	Pit In	31:53.521
9	11:02:00	33.024	237.89	41.429	35.505	1:49.958	24:27.923	1	10:41:19	32.575	240	40.485	33.725	1:46.785	3:46.549
10	11:03:48	32.627	236.32	40.999	34.311	1:47.937	26:15.860	2	10:43:04	32.318	237.36	39.913	33.405	1:45.636	5:32.185
11	11:05:36	32.606	240.53	41.053	34.685	1:48.344	28:04.204	3	10:44:49	31.846	237.89	39.905	33.151	1:44.902	7:17.087
12	11:07:24	32.860	237.89	40.720	34.002	1:47.582	29:51.786	4	10:46:34	31.917	239.47	39.865	33.081	1:44.863	9:01.950
13	11:09:11	32.538	237.36	40.580	34.349	1:47.467	31:39.253	5	10:48:24	32.025	237.36	39.626	38.751	Pit In	10:52.352
N° 56, Dillmann Tom, Pos. 9								N° 911, Lapiere Christophe, Pos. 15							
1	10:41:56	33.385	236.32	42.848	34.548	1:50.781	4:23.508	6	10:56:16	-	234.78	40.628	40.514	7:51.309	18:43.661
2	10:43:48	32.614	242.7	41.428	38.390	1:52.432	6:15.940	7	10:58:01	32.268	232.26	39.980	33.052	1:45.300	20:28.961
3	10:45:35	32.529	242.7	40.179	33.805	1:46.513	8:02.453	8	10:59:47	31.892	237.36	39.665	33.942	1:45.499	22:14.460
4	10:47:22	32.258	242.7	40.271	34.534	1:47.063	9:49.516	9	11:01:31	31.795	237.36	39.939	32.839	1:44.573	23:59.033
5	10:49:08	32.407	243.24	40.187	33.582	1:46.176	11:35.692	10	11:03:19	31.662	239.47	39.555	36.705	Pit In	25:46.955
6	10:50:59	34.547	222.22	41.272	35.376	1:51.195	13:26.887	11	11:07:29	-	239.47	40.359	34.687	4:09.902	29:56.857
7	10:52:48	32.350	241.61	40.606	36.022	Pit In	15:15.865	12	11:09:14	31.837	236.84	40.321	33.165	1:45.323	31:42.180
8	11:01:02	-	230.28	41.984	33.744	8:14.362	23:30.227	N° 76, Pasquali Laurent, Pos. 12							
9	11:02:51	32.834	233.77	40.537	35.005	1:48.376	25:18.603	1	10:41:45	33.231	235.81	41.378	33.965	1:48.574	4:12.742
10	11:04:37	32.367	238.94	40.245	33.726	1:46.338	27:04.941	2	10:43:32	32.936	233.26	40.527	33.439	1:46.902	5:59.644
11	11:06:23	32.131	235.81	40.021	33.410	1:45.562	28:50.503	3	10:45:19	32.136	237.89	40.264	34.489	1:46.889	7:46.533
12	11:08:08	32.006	240	39.949	33.191	1:45.146	30:35.649	4	10:47:06	32.320	235.81	40.191	35.041	Pit In	9:34.085
N° 85, Marroc Nicolas, Pos. 14								5	10:49:08	32.121	237.89	40.410	33.891	1:46.422	11:36.379
1	10:41:59	33.735	237.89	41.939	34.461	1:50.135	4:26.980	6	10:51:15	32.262	239.47	40.026	53.939	2:06.227	13:42.606
2	10:43:46	32.519	236.32	40.899	33.903	1:47.321	6:14.301	7	10:53:08	33.639	194.24	44.157	35.613	1:53.409	15:36.015
3	10:45:34	32.368	242.7	40.901	33.913	1:47.182	8:01.483	8	10:54:54	32.150	235.81	40.650	33.148	1:45.948	17:21.963
4	10:47:20	32.176	235.81	40.526	33.603	1:46.305	9:47.788	9	10:56:40	31.990	237.89	40.203	33.443	1:45.636	19:07.599
5	10:49:09	32.261	237.89	40.463	36.786	Pit In	11:37.298	10	10:58:46	36.872	165.39	48.325	41.030	Pit In	21:13.826
6	10:56:10	-	218.62	41.161	33.857	7:00.570	18:37.868	11	11:02:44	-	231.76	42.073	33.744	3:57.935	25:11.761
7	10:57:56	31.994	238.94	40.590	33.746	1:46.330	20:24.198	12	11:04:31	32.494	240	40.400	33.873	1:46.767	26:58.528
8	10:59:44	31.954	242.7	41.608	33.662	1:47.224	22:11.422	13	11:06:17	32.143	243.24	40.065	33.924	1:46.132	28:44.660
9	11:01:29	31.959	240	40.165	33.387	1:45.511	23:56.933	14	11:08:02	32.192	239.47	40.299	33.180	1:45.671	30:30.331
10	11:03:15	31.962	241.07	40.202	33.659	1:45.823	25:42.756	N° 76, Pasquali Laurent, Pos. 12							
11	11:05:01	31.929	234.78	40.158	33.623	1:45.710	27:28.466	1	10:41:45	33.231	235.81	41.378	33.965	1:48.574	4:12.742
12	11:06:48	32.107	243.24	40.900	34.634	1:47.641	29:16.107	2	10:43:32	32.936	233.26	40.527	33.439	1:46.902	5:59.644