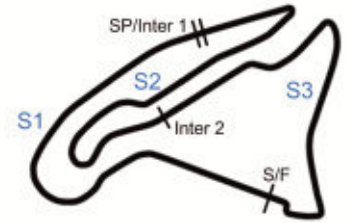


GT TOUR FFSA 2014

5 au 7 Septembre



Championnat de France FFSA GT

Circuit de Nevers Magny-Cours (4.411 km)

Essais libres 1

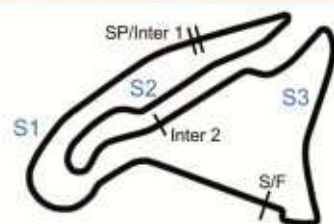
Classement sur le meilleur tour

Pos.	N°	Team	Pilote 1	Pilote 2	Vehicule	Cat	P cat.	NT	S1	SP	S2	S3	M Tps	Au tour	Ecart 1er	Ecart prec	M vit	Tps idéal
1	1	Team Sofrev ASP	GIAUQUE Philippe	MOULLIN TRAFFORT Morgan	Ferrari 458 Italia	CHA	1	10	30.469	243.24	37.617	31.546	1:39.632	9	-	-	159.38	1:39.630
2	50	Sébastien Loeb Racing	BERVILLE Roland	BELTOISE Anthony	Audi R8 LMS Ultra	CHA	2	13	30.595	242.69	37.910	31.423	1:39.928	11	0.296	0.296	158.91	1:39.677
3	9	Team Duqueine	POLICE Jean-Claude	AYARI Soheil	Ferrari 458 Italia	CHA	3	13	30.324	247.13	38.226	31.471	1:40.021	13	0.389	0.093	158.76	1:39.728
4	51	Sébastien Loeb Racing	HASSID Henry	PARISY Mike	Audi R8 LMS Ultra	CHA	4	11	30.788	240.53	37.856	31.505	1:40.149	8	0.517	0.128	158.56	1:39.799
5	20	Sofrev ASP	BEAUBELIQUE Jean-Luc	BADEY Ludovic	Ferrari 458 Italia	CHA	5	13	30.498	240.53	38.095	31.654	1:40.247	9	0.615	0.098	158.4	1:39.986
6	76	IMSA Performance Matmut	NARAC Raymond	ARMINDO Nicolas	Porsche 911 GT3 R	CHA	6	12	30.825	241.07	37.978	31.716	1:40.519	3	0.887	0.272	157.98	1:40.048
7	8	GSE by DKR Engineering	GLORIEUX Jean	CAZENAVE Laurent	McLaren MP4/12 C	CHA	7	12	30.660	246.57	37.980	31.935	1:40.575	10	0.943	0.056	157.89	1:40.365
8	42	Saintéloc Racing	HALLYDAY David	GUILVERT Grégory	Audi R8 LMS Ultra	CHA	8	12	30.890	240.53	38.230	31.660	1:40.780	12	1.148	0.205	157.57	1:40.538
9	10	Sofrev ASP	DEBARD Eric	PANIS Olivier	Ferrari 458 Italia	CHA	9	12	30.717	234.27	38.298	31.787	1:40.802	11	1.170	0.022	157.53	1:40.562
10	63	Autovitesse Garage Affolter	LEIMER Cédric	COCHET Jonathan	Lamborghini Gallardo LP..	CHA	10	11	31.020	247.7	38.194	31.826	1:41.040	6	1.408	0.238	157.16	1:40.835
11	3	Sport Garage	CAYROLLE Eric	SANTAMATO Arno	Ferrari 458 Italia	CHA	11	11	30.723	242.15	38.485	31.997	1:41.205	11	1.573	0.165	156.91	1:40.451
12	7	GSE by DKR Engineering	SAMON Tony	CATSBURG Nicky	BMW Z4	CHA	12	12	30.869	242.69	38.418	31.984	1:41.271	5	1.639	0.066	156.8	1:40.716
13	350	Team Duqueine	DUQUEINE Gilles	COLANCON Philippe	Ferrari 458 Italia	COU	1	14	30.951	237.36	38.351	32.121	1:41.423	11	1.791	0.152	156.57	1:41.344
14	4	Sport Garage	VANNELET Gilles	GUIBBERT Enzo	Ferrari 458 Italia	CHA	13	14	31.002	246.01	38.488	32.151	1:41.641	12	2.009	0.218	156.23	1:41.390
15	43	Saintéloc Racing	BUFFIN Jean-Paul	MONTI Romain	Audi R8 LMS Ultra	CHA	14	11	31.136	234.78	38.917	32.157	1:42.210	9	2.578	0.569	155.36	1:42.210
16	21	Classic & Modern Racing	HIRSCHI Pierre	NICOLLE Thomas	BMW Z4	COU	2	12	31.054	236.32	38.889	32.558	1:42.501	9	2.869	0.291	154.92	1:42.208
17	44	Saintéloc Racing	SOURD Marc	LALLEMENT Gilles	Audi R8 LMS Ultra	COU	3	12	31.469	233.26	39.014	32.757	1:43.240	9	3.608	0.739	153.81	1:42.699

M Tps : 1:39.632 (159.38 km/h), (N°1) MOULLIN TRAFFORT Morgan

GT TOUR FFSA 2014

5 au 7 Septembre



Championnat de France FFSA GT

Circuit de Nevers Magny-Cours (4.411 km)

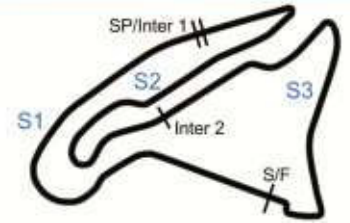
Essais libres 1

Tour par tour

NT	Heure	S1	SP	S2	S3	Dern. Tr	Tps Total	NT	Heure	S1	SP	S2	S3	Dern. Tr	Tps Total								
N° 1, GIA / MOU, Pos. 1								N° 8, GLO / CAZ, Pos. 7															
1	13:23:43	31.397	246.01	38.883	32.396	1:42.676	3:43.650	4	13:29:53	31.082	236.84	39.526	32.454	1:43.062	9:53.842								
2	13:25:24	30.896	246.58	37.944	31.909	1:40.749	5:24.399	5	13:31:34	30.869	242.7	38.418	31.984	1:41.271	11:35.113								
3	13:27:04	30.599	243.24	37.932	32.186	1:40.717	7:05.116	6	13:33:24	30.488	236.84	38.462	41.128	Pit In	13:25.191								
4	13:28:50	31.081	244.9	38.645	36.410	Pit In	8:51.252	7	13:40:24	-	225	39.099	37.294	6:59.864	20:25.055								
5	13:34:08	-	236.84	49.825	42.758	Pit In	14:08.730	8	13:42:14	30.711	233.77	38.477	40.360	1:49.548	22:14.603								
6	13:38:28	-	235.29	39.188	31.891	4:20.278	18:29.008	9	13:44:02	31.860	238.41	38.965	36.902	1:47.727	24:02.330								
7	13:40:09	30.777	241.61	38.167	31.678	1:40.622	20:09.630	10	13:45:45	30.589	238.41	38.439	34.598	Pit In	25:45.956								
8	13:41:49	30.570	242.15	37.926	31.544	1:40.040	21:49.670	11	13:49:26	-	241.61	39.269	34.090	3:41.121	29:27.077								
9	13:43:29	30.469	243.24	37.617	31.546	1:39.632	23:29.302	12	13:51:09	31.905	237.36	38.599	31.810	1:42.314	31:09.391								
10	13:45:25	32.774	206.9	43.173	40.419	Pit In	25:25.668	N° 9, POL / AYA, Pos. 3															
N° 3, CAY / SAN, Pos. 11								N° 10, DEB / PAN, Pos. 9															
1	13:25:38	31.790	234.78	38.877	32.141	1:42.808	5:39.045	1	13:23:39	31.128	234.78	38.548	32.387	1:42.063	3:39.910								
2	13:27:20	31.033	237.36	38.474	32.188	1:41.695	7:20.740	2	13:25:21	31.030	241.61	38.594	31.875	1:41.499	5:21.409								
3	13:29:07	31.280	244.34	40.374	35.616	Pit In	9:08.010	3	13:27:09	30.862	244.9	39.155	38.668	Pit In	7:10.094								
4	13:33:17	-	242.7	38.669	36.874	4:10.016	13:18.026	4	13:28:33	-	229.3	41.035	34.493	5:23.457	12:33.551								
5	13:38:45	4:10.30	235.29	39.275	38.137	5:27.712	18:45.738	5	13:40:18	6:30.26	233.77	41.760	32.830	7:44.855	20:18.406								
6	13:40:26	31.184	238.41	38.105	32.093	1:41.382	20:27.120	N° 7, SAM / CAT, Pos. 12															
7	13:42:09	31.781	233.77	38.508	32.479	1:42.768	22:09.888	1	13:24:44	31.628	239.47	39.834	32.631	1:44.093	4:44.965								
8	13:43:53	31.279	236.84	38.522	34.542	Pit In	23:54.231	2	13:26:28	31.118	243.79	39.140	33.507	1:43.765	6:28.730								
9	13:48:14	-	242.7	38.578	32.384	4:20.965	28:15.196	3	13:28:10	30.927	242.15	38.789	32.334	1:42.050	8:10.780								
10	13:49:56	31.362	239.47	38.508	31.623	1:41.493	29:56.689																
11	13:51:37	30.723	242.15	38.485	31.997	1:41.205	31:37.894																
12	13:49:49	31.495	249.42	40.129	36.461	Pit In	29:49.694																
1	13:24:15	32.023	231.76	39.435	32.553	1:44.011	4:15.463																
2	13:25:56	30.937	241.61	38.439	32.369	1:41.745	5:57.208																
3	13:27:38	30.626	247.14	38.316	32.769	1:41.711	7:38.919																
4	13:29:19	30.850	242.15	38.301	31.966	1:41.117	9:20.036																
5	13:31:00	30.887	246.58	38.257	31.744	1:40.888	11:00.924																
6	13:32:45	30.490	247.14	38.537	35.916	Pit In	12:45.867																
7	13:39:16	-	240	39.074	31.992	6:31.034	19:16.901																
8	13:40:57	30.730	240	38.359	31.987	1:41.076	20:57.977																
9	13:42:37	30.532	243.79	37.933	31.782	1:40.247	22:38.224																
10	13:44:19	30.698	247.71	38.906	32.331	1:41.935	24:20.159																
11	13:46:04	30.462	243.79	38.357	35.328	Pit In	26:04.306																
12	13:50:40	-	238.41	38.338	31.963	4:36.339	30:40.645																
13	13:52:20	30.324	247.14	38.226	31.471	1:40.021	32:20.666																

GT TOUR FFSA 2014

5 au 7 Septembre



Championnat de France FFSA GT

Circuit de Nevers Magny-Cours (4.411 km)

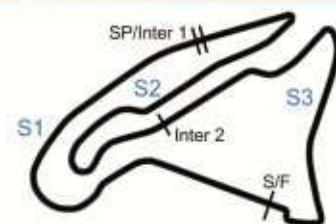
Essais libres 1

Tour par tour

NT	Heure	S1	SP	S2	S3	Dern. Tr	Tps Total	NT	Heure	S1	SP	S2	S3	Dern. Tr	Tps Total
N° 10, DEB / PAN, Pos. 9								N° 43, BUF / MON, Pos. 15							
4	13:32:33	-	229.3	41.035	34.493	5:23.457	12:33.551	5	13:31:37	30.870	234.27	38.405	36.171	Pit In	11:37.864
5	13:40:18	6:30.26	233.77	41.760	32.830	7:44.855	20:18.406	6	13:41:11	-	231.26	39.242	32.099	9:33.495	21:11.359
6	13:42:00	30.914	235.29	38.600	32.431	1:41.945	22:00.351	7	13:42:52	30.910	237.89	38.469	31.819	1:41.198	22:52.557
7	13:43:41	30.839	241.07	38.461	31.818	1:41.118	23:41.469	8	13:44:33	30.767	239.47	38.251	31.914	1:40.932	24:33.489
8	13:45:22	30.791	235.81	38.381	32.616	1:41.788	25:23.257	9	13:46:14	30.850	238.41	38.397	31.855	1:41.102	26:14.591
9	13:47:09	33.446	235.29	40.683	32.809	1:46.938	27:10.195	10	13:47:59	31.043	239.47	38.502	35.603	Pit In	27:59.739
10	13:48:55	33.021	231.26	39.702	32.475	1:45.198	28:55.393	11	13:50:58	-	230.77	38.460	31.818	2:58.842	30:58.581
11	13:50:35	30.717	234.27	38.298	31.787	1:40.802	30:36.195	12	13:52:39	30.890	240.53	38.230	31.660	1:40.780	32:39.361
12	13:52:16	30.516	240	38.259	32.100	1:40.875	32:17.070	N° 20, BEA / BAD, Pos. 5							
N° 20, BEA / BAD, Pos. 5								N° 44, TBA / LAL, Pos. 17							
1	13:24:45	31.371	241.61	38.690	32.368	1:42.429	4:46.106	1	13:28:31	32.934	233.26	40.169	33.107	1:46.210	8:32.112
2	13:26:27	30.818	242.15	38.752	32.341	1:41.911	6:28.017	2	13:30:16	31.987	238.41	39.659	32.868	1:44.514	10:16.626
3	13:28:08	30.674	247.71	38.474	31.985	1:41.133	8:09.150	3	13:31:59	31.376	236.84	39.053	32.617	1:43.046	11:59.672
4	13:29:49	30.441	243.79	38.312	31.990	1:40.743	9:49.893	4	13:33:51	31.322	238.41	40.989	40.264	1:52.575	13:52.247
5	13:31:34	30.401	246.01	38.434	35.811	Pit In	11:34.539	5	13:40:13	5:07.59	230.28	40.832	32.786	6:21.208	20:13.455
6	13:38:26	-	237.89	39.118	31.905	6:52.263	18:26.802	6	13:42:36	31.341	233.26	1:17.58	34.373	2:23.303	22:36.758
7	13:40:07	30.961	238.41	38.235	31.584	1:40.780	20:07.582	7	13:44:20	31.689	237.89	39.261	33.528	1:44.478	24:21.236
8	13:41:48	31.059	233.26	38.169	31.801	1:41.029	21:48.611	8	13:46:03	31.158	237.89	39.294	32.436	1:42.888	26:04.124
9	13:43:28	30.498	240.53	38.095	31.654	1:40.247	23:28.858	9	13:47:46	31.136	234.78	38.917	32.157	1:42.210	27:46.334
10	13:45:10	30.399	242.15	38.207	33.097	Pit In	25:10.561	10	13:49:31	32.342	229.3	40.198	32.769	1:45.309	29:31.643
11	13:48:47	-	234.78	38.560	31.674	3:37.214	28:47.775	11	13:51:17	31.833	241.07	39.462	35.078	Pit In	31:18.016
12	13:50:27	30.691	242.15	38.037	31.550	1:40.278	30:28.053	N° 50, BER / BEL, Pos. 2							
13	13:52:10	30.990	240	38.413	33.358	Pit In	32:10.814	1	13:25:00	31.256	234.27	38.615	31.979	1:41.850	5:00.838
N° 21, HIR / NIC, Pos. 16								2	13:26:41	30.759	241.07	38.068	31.998	1:40.825	6:41.663
1	13:25:15	32.112	235.81	40.345	33.078	1:45.535	5:15.998	3	13:28:21	30.708	236.32	37.755	31.812	1:40.275	8:21.938
2	13:27:00	31.732	241.61	39.832	32.795	1:44.359	7:00.357	4	13:30:02	30.499	240	37.976	31.920	1:40.395	10:02.333
3	13:28:44	31.505	235.81	39.641	32.783	1:43.929	8:44.286	5	13:31:42	30.501	240	38.045	31.618	1:40.164	11:42.497
4	13:30:27	31.240	238.94	39.288	32.757	1:43.285	10:27.571	6	13:33:52	35.109	191.83	47.447	48.139	Pit In	13:53.192
5	13:32:18	31.574	232.76	40.179	38.009	Pit In	12:17.333	7	13:40:41	-	181.21	45.240	32.886	6:48.630	20:41.822
6	13:39:47	-	230.77	39.974	32.739	7:30.723	19:48.056	8	13:42:22	30.925	235.29	38.138	31.786	1:40.849	22:22.671
7	13:41:31	31.460	236.32	39.422	32.933	1:43.815	21:31.871	N° 42, HAL / GUI, Pos. 8							
8	13:43:14	31.256	240	39.027	32.504	1:42.787	23:14.658	1	13:24:49	31.032	234.27	38.661	31.957	1:41.650	4:49.558
9	13:44:56	31.054	236.32	38.889	32.558	1:42.501	24:57.159	2	13:26:30	30.898	236.32	38.444	31.630	1:40.972	6:30.530
10	13:46:39	30.815	237.89	39.096	32.772	1:42.683	26:39.842	3	13:28:11	30.678	237.89	38.404	31.882	1:40.964	8:11.494
11	13:48:22	31.168	237.89	39.483	32.757	1:43.408	28:23.250	4	13:29:52	30.748	240.53	38.349	31.827	1:40.924	9:52.418
12	13:50:20	31.445	231.26	44.110	41.889	Pit In	30:20.694								

GT TOUR FFSA 2014

5 au 7 Septembre



Championnat de France FFSA GT

Circuit de Nevers Magny-Cours (4.411 km)

Essais libres 1

Tour par tour

NT	Heure	S1	SP	S2	S3	Dern. Tr	Tps Total	NT	Heure	S1	SP	S2	S3	Dern. Tr	Tps Total
N° 50, BER / BEL, Pos. 2								10	13:45:15	30.784	242.7	38.227	32.109	1:41.120	25:16.195
7	13:40:41	-	181.21	45.240	32.886	6:48.630	20:41.822	11	13:46:57	30.919	242.15	38.556	32.025	1:41.500	26:57.695
8	13:42:22	30.925	235.29	38.138	31.786	1:40.849	22:22.671	12	13:53:06	4:36.72	161.19	51.900	40.075	Pit In	33:06.395
9	13:44:10	32.707	220.86	42.743	32.498	1:47.948	24:10.619	N° 350, DUQ / COL, Pos. 13							
10	13:45:50	30.750	237.89	37.979	31.734	1:40.463	25:51.082	1	13:24:33	32.550	239.47	40.477	33.525	1:46.552	4:33.500
11	13:47:30	30.595	242.7	37.910	31.423	1:39.928	27:31.010	2	13:26:18	32.177	237.36	39.954	32.911	1:45.042	6:18.542
12	13:49:30	35.183	199.26	47.559	36.900	1:59.642	29:30.652	3	13:28:01	31.491	239.47	38.948	32.907	1:43.346	8:01.888
13	13:51:20	32.573	237.36	40.122	37.936	Pit In	31:21.283	4	13:29:44	31.206	237.36	39.286	32.551	1:43.043	9:44.931
N° 51, HAS / PAR, Pos. 4								5	13:31:28	31.313	239.47	39.216	32.642	1:43.171	11:28.102
1	13:25:47	32.005	232.76	39.554	32.176	1:43.735	5:48.009	6	13:33:18	31.241	236.84	38.747	40.846	Pit In	13:18.936
2	13:27:29	31.155	235.29	38.203	32.333	1:41.691	7:29.700	7	13:39:27	-	228.33	40.321	33.504	6:08.377	19:27.313
3	13:29:10	30.911	242.15	38.330	32.017	1:41.258	9:10.958	8	13:41:14	31.338	233.77	42.275	33.491	1:47.104	21:14.417
4	13:30:51	31.049	233.26	38.083	31.860	1:40.992	10:51.950	9	13:42:58	31.477	238.41	39.919	33.141	1:44.537	22:58.954
5	13:32:31	30.720	237.89	37.837	31.729	1:40.286	12:32.236	10	13:44:41	31.331	235.29	39.123	32.440	1:42.894	24:41.848
6	13:40:50	7:07.58	234.27	38.852	32.346	8:18.778	20:51.014	11	13:46:22	30.951	237.36	38.351	32.121	1:41.423	26:23.271
7	13:42:31	31.050	235.29	38.058	31.653	1:40.761	22:31.775	12	13:48:04	30.872	236.32	38.862	32.155	1:41.889	28:05.160
8	13:44:11	30.788	240.53	37.856	31.505	1:40.149	24:11.924	13	13:49:49	33.396	226.42	38.911	32.548	1:44.855	29:50.015
9	13:45:51	30.619	235.29	37.833	31.859	1:40.311	25:52.235	14	13:51:37	32.967	229.79	38.826	35.609	Pit In	31:37.417
10	13:47:32	30.461	241.61	37.884	31.852	1:40.197	27:32.432								
11	13:49:28	34.023	217.74	43.044	39.406	Pit In	29:28.905								
N° 63, LEI / COC, Pos. 10															
1	13:29:19	37.191	147.95	49.893	39.826	2:06.910	9:19.591								
2	13:31:17	36.462	179.1	44.411	37.610	1:58.483	11:18.074								
3	13:33:10	31.764	239.47	39.126	41.548	1:52.438	13:10.512								
4	13:38:49	4:26.77	237.89	39.361	32.966	5:39.100	18:49.612								
5	13:40:31	31.408	241.61	38.380	32.213	1:42.001	20:31.613								
6	13:42:12	31.020	247.71	38.194	31.826	1:41.040	22:12.653								
7	13:43:59	32.511	239.47	39.026	35.208	Pit In	23:59.398								
8	13:47:18	-	238.41	43.392	33.871	3:19.099	27:18.497								
9	13:49:04	35.855	237.36	38.413	31.752	1:46.020	29:04.517								
10	13:50:46	32.771	242.7	38.063	31.900	1:42.734	30:47.251								
11	13:52:36	32.365	241.07	38.347	38.579	Pit In	32:36.542								
N° 76, NAR / ARM, Pos. 6															
1	13:25:06	30.893	242.15	38.172	32.049	1:41.114	5:06.926								
2	13:26:47	30.652	246.01	38.321	31.978	1:40.951	6:47.877								
3	13:28:28	30.825	241.07	37.978	31.716	1:40.519	8:28.396								
4	13:30:08	30.604	247.71	38.098	31.824	1:40.526	10:08.922								
5	13:31:55	30.356	245.45	38.130	38.578	Pit In	11:55.986								
6	13:38:30	-	249.42	39.554	32.559	6:34.603	18:30.589								
7	13:40:11	31.103	240.53	38.375	31.992	1:41.470	20:12.059								
8	13:41:52	30.774	244.34	37.976	31.862	1:40.612	21:52.671								
9	13:43:34	30.743	244.34	39.614	32.047	1:42.404	23:35.075								