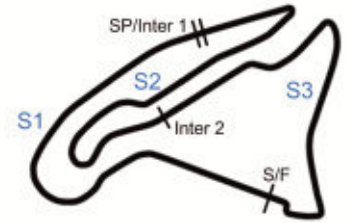


GT TOUR FFSA 2014

5 au 7 Septembre



Championnat de France FFSA GT
Essais libres 3

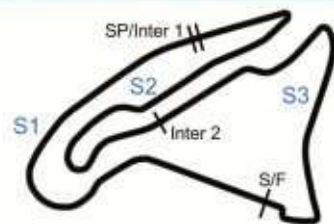
Circuit de Nevers Magny-Cours (4.411 km)
Classement sur le meilleur tour

Pos.	N°	Team	Pilote 1	Pilote 2	Vehicule	Cat	P cat.	NT	S1	SP	S2	S3	M Tps	Au tour	Ecart 1er	Ecart prec	M vit	Tps idéal
1	1	Team Sofrev ASP	GIAUQUE Philippe	MOULLIN TRAFFORT Morgan	Ferrari 458 Italia	CHA	1	13	30.795	246.01	37.929	31.495	1:40.219	13	-	-	158.45	1:40.219
2	51	Sébastien Loeb Racing	HASSID Henry	PARISY Mike	Audi R8 LMS Ultra	CHA	2	12	30.708	238.93	38.111	31.793	1:40.612	10	0.393	0.393	157.83	1:40.612
3	76	IMSA Performance Matmut	NARAC Raymond	ARMINDO Nicolas	Porsche 911 GT3 R	CHA	3	12	30.736	246.57	38.019	31.916	1:40.671	7	0.452	0.059	157.74	1:40.315
4	10	Sofrev ASP	DEBARD Eric	PANIS Olivier	Ferrari 458 Italia	CHA	4	14	30.700	239.46	38.103	32.054	1:40.857	12	0.638	0.186	157.45	1:40.507
5	42	Saintéloc Racing	HALLYDAY David	GUILVERT Grégory	Audi R8 LMS Ultra	CHA	5	10	30.674	235.29	38.282	31.940	1:40.896	9	0.677	0.039	157.39	1:40.896
6	9	Team Duqueine	POLICE Jean-Claude	AYARI Soheil	Ferrari 458 Italia	CHA	6	13	30.637	242.69	38.353	31.919	1:40.909	11	0.690	0.013	157.37	1:40.745
7	3	Sport Garage	CAYROLLE Eric	SANTAMATO Arno	Ferrari 458 Italia	CHA	7	12	30.666	240.53	38.194	32.085	1:40.945	10	0.726	0.036	157.31	1:40.924
8	4	Sport Garage	VANNELET Gilles	GUIBBERT Enzo	Ferrari 458 Italia	CHA	8	8	30.966	246.01	38.413	31.903	1:41.282	7	1.063	0.337	156.79	1:41.001
9	8	GSE by DKR Engineering	GLORIEUX Jean	CAZENAVE Laurent	McLaren MP4/12 C	CHA	9	10	30.625	244.89	39.083	32.165	1:41.873	7	1.654	0.591	155.88	1:41.679
10	20	Sofrev ASP	BEAUBELIQUE Jean-Luc	BADEY Ludovic	Ferrari 458 Italia	CHA	10	8	31.032	242.69	38.806	32.059	1:41.897	7	1.678	0.024	155.84	1:41.799
11	50	Sébastien Loeb Racing	BERVILLE Roland	BELTOISE Anthony	Audi R8 LMS Ultra	CHA	11	13	31.062	243.24	38.752	32.182	1:41.996	12	1.777	0.099	155.69	1:41.973
12	63	Autovitesse Garage Affolter	LEIMER Cédric	COCHET Jonathan	Lamborghini Gallardo...	CHA	12	8	31.335	238.41	38.743	32.287	1:42.365	2	2.146	0.369	155.13	1:42.255
13	44	Saintéloc Racing	SOURD Marc	LALLEMENT Gilles	Audi R8 LMS Ultra	COU	1	12	31.023	234.78	39.020	32.345	1:42.388	12	2.169	0.023	155.09	1:42.278
14	7	GSE by DKR Engineering	SAMON Tony	CATSBURG Nicky	BMW Z4	CHA	13	11	31.090	245.45	39.143	32.559	1:42.792	9	2.573	0.404	154.48	1:42.707
15	21	Classic & Modern Racing	HIRSCHI Pierre	NICOLLE Thomas	BMW Z4	COU	2	12	31.077	243.79	39.626	32.532	1:43.235	11	3.016	0.443	153.82	1:42.839
16	350	Team Duqueine	DUQUEINE Gilles	COLANCON Philippe	Ferrari 458 Italia	COU	3	2	31.368	238.41	38.938	32.968	1:43.274	2	3.055	0.039	153.76	1:43.274
17	43	Saintéloc Racing	BUFFIN Jean-Paul	MONTI Romain	Audi R8 LMS Ultra	CHA	14	9	32.649	233.26	39.943	33.585	1:46.177	9	5.958	2.903	149.56	1:45.395

M Tps : 1:40.219 (158.45 km/h). (N°1) GIAUQUE Philippe

GT TOUR FFSA 2014

5 au 7 Septembre



Championnat de France FFSA GT

Circuit de Nevers Magny-Cours (4.411 km)

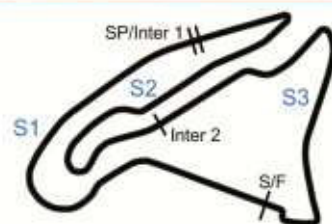
Essais libres 3

Tour par tour

NT	Heure	S1	SP	S2	S3	Dern. Tr	Tps Total	NT	Heure	S1	SP	S2	S3	Dern. Tr	Tps Total
N° 1, GIA / MOU, Pos. 1								N° 8, GLO / CAZ, Pos. 9							
1	17:49:00	31.698	241.07	39.858	33.129	1:44.685	3:58.207	6	18:01:47	-	241.61	41.382	33.236	5:33.237	16:45.793
2	17:50:43	31.191	240	39.351	32.587	1:43.129	5:41.336	7	18:03:32	31.358	238.41	40.808	33.150	1:45.316	18:31.109
3	17:52:26	31.322	240.53	38.707	32.820	1:42.849	7:24.185	8	18:05:16	31.141	237.36	39.588	32.828	1:43.557	20:14.666
4	17:54:08	30.991	240	38.795	32.259	1:42.045	9:06.230	9	18:06:59	31.090	245.45	39.143	32.559	1:42.792	21:57.458
5	17:56:06	35.675	212.18	44.879	37.412	Pit In	11:04.196	10	18:08:58	32.856	237.89	42.026	44.149	Pit In	23:56.489
6	18:02:45	-	209.71	43.342	32.886	6:39.953	17:44.149	11	18:15:45	-	226.42	44.213	33.840	6:47.224	30:43.713
7	18:04:27	31.039	235.29	38.139	31.933	1:41.111	19:25.260	N° 9, POL / AYA, Pos. 6							
8	18:06:23	34.959	200	44.319	37.481	1:56.759	21:22.019	1	17:51:30	31.498	246.58	39.581	33.068	1:44.147	6:28.723
9	18:08:05	31.161	241.61	38.372	31.880	1:41.413	23:03.432	2	17:53:13	31.200	247.71	39.226	32.752	1:43.178	8:11.901
10	18:09:59	33.545	203.39	44.609	36.385	1:54.539	24:57.971	3	17:55:18	30.875	248.85	39.213	54.879	Pit In	10:16.868
11	18:11:40	30.927	238.41	38.125	31.589	1:40.641	26:38.612	4	18:02:05	-	145.55	47.666	35.133	6:47.096	17:03.964
12	18:13:25	31.947	239.47	38.673	34.418	1:45.038	28:23.650	5	18:03:49	31.061	247.71	40.064	32.881	1:44.006	18:47.970
13	18:15:05	30.795	246.01	37.929	31.495	1:40.219	30:03.869	6	18:05:32	30.950	247.71	39.048	32.341	1:42.339	20:30.309
N° 3, CAY / SAN, Pos. 7								7	18:07:14	30.625	244.9	39.083	32.165	1:41.873	22:12.182
1	17:49:00	31.855	237.89	39.863	33.065	1:44.783	3:59.076	8	18:08:57	31.395	247.14	39.801	32.579	1:43.775	23:55.957
2	17:50:44	31.673	243.79	39.192	32.827	1:43.692	5:42.768	9	18:10:40	30.785	252.34	39.029	32.591	1:42.405	25:38.362
3	17:52:27	31.598	238.41	38.772	32.462	1:42.832	7:25.600	10	18:12:25	30.812	248.85	38.889	35.341	Pit In	27:23.404
4	17:54:17	31.600	241.61	43.453	35.000	Pit In	9:15.653	N° 10, DEB / PAN, Pos. 4							
5	18:01:45	-	216.87	40.781	32.884	7:27.664	16:43.317	1	17:50:21	31.402	242.7	39.064	32.694	1:43.160	5:20.129
6	18:03:27	31.235	237.89	38.674	32.370	1:42.279	18:25.596	2	17:52:04	31.267	244.9	38.962	32.770	1:42.999	7:03.128
7	18:05:09	31.281	239.47	38.411	32.553	1:42.245	20:07.841	3	17:53:47	31.199	247.71	38.833	32.363	1:42.395	8:45.523
8	18:06:58	33.508	232.76	40.781	34.149	Pit In	21:56.279	4	17:55:47	31.050	236.84	46.193	43.064	Pit In	10:45.830
9	18:11:07	-	227.85	39.448	32.120	4:09.068	26:05.347	5	18:02:38	-	235.81	43.755	33.261	6:51.080	17:36.910
10	18:12:48	30.666	240.53	38.194	32.085	1:40.945	27:46.292	6	18:04:21	31.242	242.15	39.113	32.801	1:43.156	19:20.066
11	18:14:30	30.944	237.89	38.773	32.920	1:42.637	29:28.929	7	18:06:03	31.394	243.24	38.586	32.080	1:42.060	21:02.126
12	18:16:12	30.799	244.34	38.173	32.318	1:41.290	31:10.219	8	18:07:46	31.504	241.07	38.496	32.223	1:42.223	22:44.349
N° 4, VAN / GUI, Pos. 8								9	18:09:27	30.816	246.01	38.541	31.993	1:41.350	24:25.699
1	17:50:59	37.907	189.47	50.462	38.950	2:07.319	5:57.549	10	18:11:08	30.706	248.28	38.281	31.951	1:40.938	26:06.637
2	17:52:51	34.470	228.33	44.769	32.963	1:52.202	7:49.751	11	18:12:49	30.637	242.7	38.353	31.919	1:40.909	27:47.546
3	17:54:40	31.226	240	38.979	38.514	Pit In	9:38.470	12	18:14:31	30.589	247.14	38.898	32.748	1:42.235	29:29.781
4	18:01:46	-	232.76	41.212	32.755	7:06.029	16:44.499	13	18:16:12	30.726	242.7	38.237	32.017	1:40.980	31:10.761
5	18:03:28	31.209	241.07	39.035	32.061	1:42.305	18:26.804	N° 7, SAM / CAT, Pos. 14							
6	18:05:10	31.019	250.58	38.862	32.142	1:42.023	20:08.827	1	17:49:03	32.453	238.94	40.210	32.908	1:45.571	4:01.741
7	18:06:51	30.966	246.01	38.413	31.903	1:41.282	21:50.109	2	17:50:47	31.365	238.94	39.735	32.904	1:44.004	5:45.745
8	18:08:50	30.743	244.9	38.355	49.315	Pit In	23:48.522	3	17:52:30	31.538	237.36	39.086	32.667	1:43.291	7:29.036
N° 5, SAM / CAT, Pos. 14								4	17:54:14	31.062	239.47	39.393	33.259	1:43.714	9:12.750
1	17:49:03	32.453	238.94	40.210	32.908	1:45.571	4:01.741	5	17:56:14	33.655	205.71	43.821	42.330	Pit In	11:12.556
2	17:50:47	31.365	238.94	39.735	32.904	1:44.004	5:45.745	6	18:02:47	-	225	43.165	33.561	6:37.549	17:45.884
3	17:52:30	31.538	237.36	39.086	32.667	1:43.291	7:29.036	7	18:04:29	31.198	243.24	38.355	31.783	1:41.336	19:27.220
4	17:54:14	31.062	239.47	39.393	33.259	1:43.714	9:12.750	8	18:06:13	32.060	239.47	39.068	33.467	1:44.595	21:11.815
5	17:56:14	33.655	205.71	43.821	42.330	Pit In	11:12.556	9	18:07:56	31.300	238.41	38.796	32.625	1:42.721	22:54.536
								10	18:09:37	30.901	238.94	38.623	31.965	1:41.489	24:36.025

GT TOUR FFSA 2014

5 au 7 Septembre



Championnat de France FFSA GT

Circuit de Nevers Magny-Cours (4.411 km)

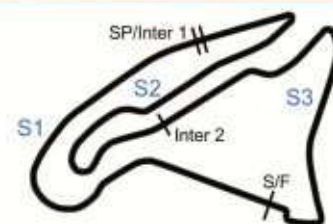
Essais libres 3

Tour par tour

NT	Heure	S1	SP	S2	S3	Dern. Tr	Tps Total	NT	Heure	S1	SP	S2	S3	Dern. Tr	Tps Total
N° 10, DEB / PAN, Pos. 4								N° 43, BUF / MON, Pos. 17							
9	18:07:56	31.300	238.41	38.796	32.625	1:42.721	22:54.536	1	17:53:39	36.424	222.68	45.110	40.232	Pit In	8:37.763
10	18:09:37	30.901	238.94	38.623	31.965	1:41.489	24:36.025	2	18:02:35	-	228.33	42.580	35.230	8:55.855	17:33.618
11	18:11:20	31.004	238.41	39.378	32.437	1:42.819	26:18.844	3	18:04:26	33.947	231.26	41.753	35.144	1:50.844	19:24.462
12	18:13:01	30.700	239.47	38.103	32.054	1:40.857	27:59.701	4	18:06:13	33.099	230.77	40.193	34.010	1:47.302	21:11.764
13	18:14:42	30.621	239.47	38.256	32.085	1:40.962	29:40.663	5	18:08:02	33.312	238.41	40.726	34.852	1:48.890	23:00.654
14	18:16:24	30.846	239.47	38.438	32.584	1:41.868	31:22.531	6	18:09:48	32.848	234.78	39.968	33.600	1:46.416	24:47.070
N° 20, BEA / BAD, Pos. 10								N° 44, TBA / LAL, Pos. 13							
1	18:03:37	32.216	237.89	40.168	33.073	1:45.457	18:35.329	1	17:51:04	31.756	239.47	39.889	33.025	1:44.670	6:03.029
2	18:05:20	31.545	240	39.473	32.263	1:43.281	20:18.610	2	17:52:52	33.227	203.01	40.917	33.520	1:47.664	7:50.693
3	18:07:04	31.611	238.41	39.325	32.881	1:43.817	22:02.427	3	17:54:43	31.683	236.32	39.572	39.803	Pit In	9:41.751
4	18:08:50	32.236	240.53	39.609	33.950	1:45.795	23:48.222	4	18:01:55	-	227.37	40.968	33.277	7:11.590	16:53.341
5	18:10:32	31.288	243.79	38.721	32.267	1:42.276	25:30.498	5	18:03:38	31.668	237.89	39.302	32.382	1:43.352	18:36.693
6	18:12:14	31.019	246.01	38.783	32.433	1:42.235	27:12.733	6	18:05:21	31.403	233.77	39.159	32.708	1:43.270	20:19.963
7	18:13:56	31.032	242.7	38.806	32.059	1:41.897	28:54.630	7	18:07:06	31.357	241.07	39.197	33.977	1:44.531	22:04.494
8	18:15:45	31.051	245.45	40.621	37.245	Pit In	30:43.547	8	18:08:50	31.947	233.26	38.910	33.460	1:44.317	23:48.811
N° 21, HIR / NIC, Pos. 15								N° 50, BER / BEL, Pos. 11							
1	17:49:53	32.441	239.47	41.117	33.431	1:46.989	4:51.210	1	17:49:15	32.952	231.26	39.917	32.789	1:45.658	4:13.978
2	17:51:38	32.005	234.78	40.122	33.767	1:45.894	6:37.104	2	17:51:00	32.206	232.76	39.406	32.656	1:44.268	5:58.246
3	17:53:25	33.431	240.53	39.906	33.090	1:46.427	8:23.531	3	17:52:44	32.396	236.84	39.348	32.815	1:44.559	7:42.805
4	17:55:25	31.674	236.32	45.731	42.254	Pit In	10:23.190	4	17:54:32	31.504	233.26	39.090	36.878	Pit In	9:30.277
5	18:02:16	-	240	40.469	36.820	6:51.776	17:14.966	5	18:01:50	-	233.26	40.284	33.514	7:18.025	16:48.302
6	18:04:00	31.575	237.36	39.503	32.873	1:43.951	18:58.917	6	18:03:34	32.256	237.89	39.260	32.829	1:44.345	18:32.647
7	18:05:44	31.067	242.15	39.240	33.543	1:43.850	20:42.767	7	18:05:18	31.520	241.07	39.174	33.316	Pit In	20:16.657
8	18:07:29	31.637	238.94	39.547	33.288	1:44.472	22:27.239	8	18:07:48	-	229.3	39.993	33.001	2:30.389	22:47.046
9	18:09:13	31.264	246.58	39.703	33.112	1:44.079	24:11.318	9	18:09:32	31.809	234.27	38.936	32.529	1:43.274	24:30.320
10	18:10:56	31.472	246.01	39.265	32.663	1:43.400	25:54.718	10	18:11:15	31.286	237.36	39.270	32.620	1:43.176	26:13.496
11	18:12:39	31.077	243.79	39.626	32.532	1:43.235	27:37.953	11	18:12:57	31.277	236.84	38.744	32.376	1:42.397	27:55.893
12	18:14:30	31.246	241.07	41.098	38.226	Pit In	29:28.523	12	18:14:39	31.062	243.24	38.752	32.182	1:41.996	29:37.889
N° 42, HAL / GUI, Pos. 5								N° 51, HAS / PAR, Pos. 2							
1	17:54:09	31.366	238.94	38.793	32.853	1:43.012	9:08.125	1	17:49:22	31.353	237.36	38.839	32.557	1:42.749	4:20.622
2	17:56:08	35.190	200	44.176	39.138	Pit In	11:06.629	2	17:51:05	31.151	244.34	39.244	32.403	1:42.798	6:03.420
3	18:01:58	-	231.76	40.389	32.950	5:50.214	16:56.843	3	17:52:50	31.482	228.81	40.080	33.378	Pit In	7:48.360
4	18:03:41	31.365	237.36	38.880	32.616	1:42.861	18:39.704	4	18:01:47	-	227.85	41.287	33.358	8:57.769	16:46.129
5	18:05:23	31.140	241.61	38.603	32.218	1:41.961	20:21.665								
6	18:07:05	30.950	236.84	38.449	32.446	1:41.845	22:03.510								
7	18:08:49	31.173	241.61	38.566	34.298	1:44.037	23:47.547								
8	18:10:30	30.872	241.07	38.526	32.087	1:41.485	25:29.032								
9	18:12:11	30.674	235.29	38.282	31.940	1:40.896	27:09.928								
10	18:13:55	30.732	238.94	38.661	34.222	Pit In	28:53.543								

GT TOUR FFSA 2014

5 au 7 Septembre



Championnat de France FFSA GT

Circuit de Nevers Magny-Cours (4.411 km)

Essais libres 3

Tour par tour

NT	Heure	S1	SP	S2	S3	Dern. Tr	Tps Total	NT	Heure	S1	SP	S2	S3	Dern. Tr	Tps Total
----	-------	----	----	----	----	----------	-----------	----	-------	----	----	----	----	----------	-----------

N° 51, HAS / PAR, Pos. 2

4	18:01:47	-	227.85	41.287	33.358	8:57.769	16:46.129
5	18:03:31	31.132	232.26	39.294	33.217	Pit In	18:29.772
6	18:05:58	-	237.89	39.007	32.186	2:27.010	20:56.782
7	18:07:40	30.798	237.36	38.758	32.021	1:41.577	22:38.359
8	18:09:22	31.238	236.32	38.556	32.274	1:42.068	24:20.427
9	18:11:04	31.455	238.94	38.377	32.095	1:41.927	26:02.354
10	18:12:44	30.708	238.94	38.111	31.793	1:40.612	27:42.966
11	18:14:29	32.921	202.63	39.458	31.836	1:44.215	29:27.181
12	18:16:16	30.711	236.84	38.157	38.647	Pit In	31:14.696

N° 63, LEI / COC, Pos. 12

1	17:51:53	31.575	240.53	39.270	32.734	1:43.579	6:51.817
2	17:53:36	31.335	238.41	38.743	32.287	1:42.365	8:34.182
3	17:55:37	31.225	233.77	47.286	42.760	Pit In	10:35.453
4	18:02:20	-	233.77	40.451	34.271	6:43.681	17:19.134
5	18:04:32	31.556	241.61	38.744	1:01.59	Pit In	19:31.026
6	18:10:13	-	235.81	39.390	34.909	Pit In	25:11.593
7	18:12:42	-	239.47	38.933	34.439	2:29.375	27:40.968
8	18:15:17	1:11.63	207.29	46.609	36.973	2:35.212	30:16.180

N° 76, NAR / ARM, Pos. 3

1	17:51:23	32.533	242.7	39.132	32.647	1:44.312	6:21.419
2	17:53:05	31.304	241.07	38.639	32.180	1:42.123	8:03.542
3	17:55:14	31.203	240	38.471	59.844	Pit In	10:13.060
4	18:02:14	-	236.84	39.103	34.337	6:59.946	17:13.006
5	18:03:56	31.039	242.7	38.481	32.078	1:41.598	18:54.604
6	18:05:39	31.319	240	38.280	32.977	1:42.576	20:37.180
7	18:07:19	30.736	246.58	38.019	31.916	1:40.671	22:17.851
8	18:09:01	31.039	237.36	38.196	32.142	1:41.377	23:59.228
9	18:10:44	30.944	244.9	38.383	33.669	Pit In	25:42.224
10	18:13:14	-	240.53	38.269	31.882	2:30.427	28:12.651
11	18:14:55	31.194	240.53	37.876	31.703	1:40.773	29:53.424
12	18:16:36	30.878	242.7	38.347	31.766	1:40.991	31:34.415

N° 350, DUQ / COL, Pos. 16

1	18:14:34	-	213.02	41.846	33.453	3:34.492	29:32.791
2	18:16:17	31.368	238.41	38.938	32.968	1:43.274	31:16.065