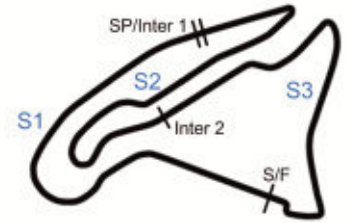


GT TOUR FFSA 2014

5 au 7 Septembre



Championnat de France FFSA GT

Essais libres 4

Circuit de Nevers Magny-Cours (4.411 km)

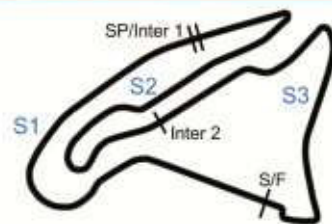
Classement sur le meilleur tour

Pos.	N°	Team	Pilote 1	Pilote 2	Vehicule	Cat	P cat.	NT	S1	SP	S2	S3	M Tps	Au tour	Ecart 1er	Ecart prec	M vit	Tps idéal
1	51	Sébastien Loeb Racing	HASSID Henry	PARISY Mike	Audi R8 LMS Ultra	CHA	1	11	29.987	243.24	37.228	31.024	1:38.239	10	-	-	161.64	1:38.199
2	9	Team Duqueine	POLICE Jean-Claude	AYARI Soheil	Ferrari 458 Italia	CHA	2	13	30.112	245.45	37.486	31.170	1:38.768	7	0.529	0.529	160.78	1:38.673
3	50	Sébastien Loeb Racing	BERVILLE Roland	BELTOISE Anthony	Audi R8 LMS Ultra	CHA	3	14	30.141	236.84	37.533	31.237	1:38.911	13	0.672	0.143	160.54	1:38.911
4	20	Sofrev ASP	BEAUBELIQUE Jean-Luc	BADEY Ludovic	Ferrari 458 Italia	CHA	4	14	30.165	242.69	37.487	31.299	1:38.951	7	0.712	0.040	160.48	1:38.886
5	42	Saintéloc Racing	HALLYDAY David	GUILVERT Grégory	Audi R8 LMS Ultra	CHA	5	11	30.373	243.24	37.589	31.311	1:39.273	8	1.034	0.322	159.96	1:39.187
6	1	Team Sofrev ASP	GIAUQUE Philippe	MOULLIN TRAFFORT Morgan	Ferrari 458 Italia	CHA	6	13	30.308	240	37.829	31.213	1:39.350	9	1.111	0.077	159.83	1:39.987
7	3	Sport Garage	CAYROLLE Eric	SANTAMATO Arno	Ferrari 458 Italia	CHA	7	13	30.482	240	37.835	31.418	1:39.735	5	1.496	0.385	159.22	1:39.479
8	63	Autovitesse Garage Affolter	LEIMER Cédric	COCHET Jonathan	Lamborghini Gallardo L.	CHA	8	11	30.336	243.24	37.911	31.547	1:39.794	8	1.555	0.059	159.12	1:39.565
9	4	Sport Garage	VANNELET Gilles	GUIBBERT Enzo	Ferrari 458 Italia	CHA	9	14	30.353	245.45	37.911	31.569	1:39.833	5	1.594	0.039	159.06	1:39.709
10	76	IMSA Performance Matmut	NARAC Raymond	ARMINDO Nicolas	Porsche 911 GT3 R	CHA	10	16	30.669	248.84	37.819	31.485	1:39.973	9	1.734	0.140	158.84	1:39.928
11	7	GSE by DKR Engineering	SAMON Tony	CATSBURG Nicky	BMW Z4	CHA	11	8	30.469	251.16	37.982	31.538	1:39.989	4	1.750	0.016	158.81	1:39.750
12	10	Sofrev ASP	DEBARD Eric	PANIS Olivier	Ferrari 458 Italia	CHA	12	14	30.748	241.61	38.005	31.436	1:40.189	6	1.950	0.200	158.5	1:39.853
13	8	GSE by DKR Engineering	GLORIEUX Jean	CAZENAVE Laurent	McLaren MP4/12 C	CHA	13	11	30.480	247.7	37.928	31.937	1:40.345	11	2.106	0.156	158.25	1:40.258
14	350	Team Duqueine	DUQUEINE Gilles	COLANCON Philippe	Ferrari 458 Italia	COU	1	12	30.879	237.88	38.182	31.595	1:40.656	10	2.417	0.311	157.76	1:40.237
15	43	Saintéloc Racing	BUFFIN Jean-Paul	MONTI Romain	Audi R8 LMS Ultra	CHA	14	13	30.821	236.32	38.345	32.078	1:41.244	9	3.005	0.588	156.84	1:41.172
16	21	Classic & Modern Racing	HIRSCHI Pierre	NICOLLE Thomas	BMW Z4	COU	2	15	30.728	242.15	38.524	32.397	1:41.649	12	3.410	0.405	156.22	1:41.249
17	44	Saintéloc Racing	SOURD Marc	LALLEMENT Gilles	Audi R8 LMS Ultra	COU	3	8	31.433	237.36	39.245	32.601	1:43.279	7	5.040	1.630	153.75	1:43.110

M.Tps : 1:38.239 (161.64 km/h), (N°51) PARISY Mike

GT TOUR FFSA 2014

5 au 7 Septembre



Championnat de France FFSA GT

Circuit de Nevers Magny-Cours (4.411 km)

Essais libres 4

Tour par tour

NT	Heure	S1	SP	S2	S3	Dern. Tr	Tps Total	NT	Heure	S1	SP	S2	S3	Dern. Tr	Tps Total
N° 1, GIA / MOU, Pos. 6								N° 7, SAM / CAT, Pos. 11							
1	18:24:53	30.830	238.41	38.022	31.353	1:40.205	4:52.811	1	18:26:55	30.960	242.7	38.698	32.091	1:41.749	6:54.532
2	18:26:33	30.397	237.89	37.695	31.421	1:39.513	6:32.324	2	18:28:36	30.481	243.24	38.296	31.968	1:40.745	8:35.277
3	18:28:13	30.427	237.89	37.773	31.642	1:39.842	8:12.166	3	18:30:16	30.462	238.41	38.106	31.654	1:40.222	10:15.499
4	18:30:12	33.470	189.14	48.222	37.219	Pit In	10:11.077	4	18:31:56	30.469	251.16	37.982	31.538	1:39.989	11:55.488
5	18:33:16	-	203.39	40.700	31.866	3:04.069	13:15.146	5	18:33:44	31.671	241.61	40.148	36.457	Pit In	13:43.764
6	18:34:59	30.472	243.79	37.672	34.841	1:42.985	14:58.131	6	18:39:27	-	208.9	39.937	32.982	5:42.342	19:26.106
7	18:36:38	30.663	238.41	37.841	31.084	1:39.588	16:37.719	7	18:41:08	31.342	237.89	38.138	31.769	1:41.249	21:07.355
8	18:38:18	30.231	245.45	37.967	31.209	1:39.407	18:17.126	8	18:43:13	30.328	242.15	37.884	57.132	Pit In	23:12.699
9	18:39:57	30.308	240	37.829	31.213	1:39.350	19:56.476	N° 8, GLO / CAZ, Pos. 13							
10	18:41:51	32.052	225.47	45.102	37.120	Pit In	21:50.750	1	18:25:20	30.942	248.28	38.551	32.032	1:41.525	5:19.731
11	18:44:57	-	239.47	37.870	31.441	3:05.884	24:56.634	2	18:27:05	31.408	240.53	40.428	33.177	1:45.013	7:04.744
12	18:46:37	30.376	246.58	37.690	31.364	1:39.430	26:36.064	3	18:28:46	30.786	250	38.204	32.066	1:41.056	8:45.800
13	18:48:27	31.835	237.36	42.643	35.473	Pit In	28:26.015	4	18:30:27	30.636	244.34	38.146	31.905	1:40.687	10:26.487
N° 3, CAY / SAN, Pos. 7								N° 9, POL / AYA, Pos. 2							
1	18:24:46	30.804	242.15	37.951	31.849	1:40.604	4:45.714	1	18:25:36	30.580	240.53	38.172	31.697	1:40.449	5:35.078
2	18:26:27	30.654	237.89	37.800	31.706	1:40.160	6:25.874	2	18:27:16	30.226	239.47	38.121	31.638	1:39.985	7:15.063
3	18:28:08	30.619	238.94	38.243	32.721	Pit In	8:07.457	3	18:28:59	30.383	248.85	38.549	34.373	Pit In	8:58.368
4	18:33:51	-	238.41	38.462	31.789	5:43.130	13:50.587	4	18:33:34	-	241.61	51.145	31.833	4:35.165	13:33.533
5	18:35:31	30.482	240	37.835	31.418	1:39.735	15:30.322	5	18:35:14	30.162	241.61	37.969	31.426	1:39.557	15:13.090
6	18:37:12	30.405	241.61	38.339	32.065	1:40.809	17:11.131	6	18:36:54	30.017	244.34	38.613	31.208	1:39.838	16:52.928
7	18:38:52	30.502	241.07	37.732	31.816	1:40.050	18:51.181	7	18:38:32	30.112	245.45	37.486	31.170	1:38.768	18:31.696
8	18:40:37	30.602	243.79	40.274	34.364	Pit In	20:36.421	8	18:40:12	30.249	247.71	37.491	31.614	1:39.354	20:11.050
9	18:44:44	-	235.81	38.106	31.930	4:06.744	24:43.165	9	18:41:53	30.347	246.01	37.931	33.218	Pit In	21:52.546
10	18:46:24	30.675	244.34	37.901	31.622	1:40.198	26:23.363	10	18:45:44	-	242.7	37.980	31.350	3:51.246	25:43.792
11	18:48:07	30.723	242.7	40.019	31.932	1:42.674	28:06.037	11	18:47:25	30.346	244.34	38.557	31.578	1:40.481	27:24.273
12	18:49:47	30.742	240.53	37.656	32.170	1:40.568	29:46.605	12	18:49:04	30.219	247.71	37.537	31.303	1:39.059	29:03.332
13	18:51:28	30.778	237.36	38.109	32.168	1:41.055	31:27.660	13	18:50:49	30.215	241.07	37.813	37.228	Pit In	30:48.588
N° 4, VAN / GUI, Pos. 9								N° 10, DEB / PAN, Pos. 12							
1	18:28:10	31.024	238.94	38.852	32.111	1:41.987	8:09.350	1	18:25:14	31.272	237.89	38.312	31.735	1:41.319	5:13.820
2	18:29:52	30.742	244.9	39.034	31.988	1:41.764	9:51.114	2	18:26:59	32.697	238.41	40.055	31.853	1:44.605	6:58.425
3	18:31:32	30.669	242.7	38.100	31.736	1:40.505	11:31.619	3	18:28:40	30.876	241.07	38.355	31.579	1:40.810	8:39.235
4	18:33:13	30.614	243.79	38.714	31.693	1:41.021	13:12.640	4	18:30:24	30.812	241.61	40.442	32.446	1:43.700	10:22.935
5	18:34:53	30.353	245.45	37.911	31.569	1:39.833	14:52.473	5	18:32:04	30.680	243.24	38.082	31.693	1:40.455	12:03.390
6	18:36:39	30.902	243.24	38.155	36.401	Pit In	16:37.931	6	18:33:44	30.748	241.61	38.005	31.436	1:40.189	13:43.579
7	18:39:24	-	244.9	38.339	31.844	2:45.185	19:23.116								
8	18:41:04	30.539	247.14	38.216	31.496	1:40.251	21:03.367								
9	18:42:45	31.232	246.58	38.295	31.795	1:41.322	22:44.689								
10	18:44:26	30.513	243.24	38.069	31.618	1:40.200	24:24.889								
11	18:46:06	30.302	244.9	38.522	31.621	1:40.445	26:05.334								
12	18:47:53	31.424	240.53	42.865	32.324	1:46.613	27:51.947								
13	18:49:34	30.672	246.01	38.376	31.891	1:40.939	29:32.886								
14	18:51:14	30.723	244.9	38.076	31.634	1:40.433	31:13.319								

GT TOUR FFSA 2014

5 au 7 Septembre



Championnat de France FFSA GT

Circuit de Nevers Magny-Cours (4.411 km)

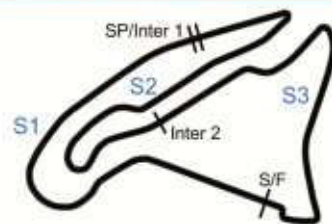
Essais libres 4

Tour par tour

NT	Heure	S1	SP	S2	S3	Dern. Tr	Tps Total	NT	Heure	S1	SP	S2	S3	Dern. Tr	Tps Total
N° 10, DEB / PAN, Pos. 12															
4	18:30:24	30.812	241.61	40.442	32.446	1:43.700	10:22.935	1	18:24:59	30.718	241.61	38.123	31.525	1:40.366	4:57.849
5	18:32:04	30.680	243.24	38.082	31.693	1:40.455	12:03.390	2	18:26:38	30.585	237.89	37.892	31.370	1:39.847	6:37.696
6	18:33:44	30.748	241.61	38.005	31.436	1:40.189	13:43.579	3	18:28:18	30.338	241.61	37.846	31.564	1:39.748	8:17.444
7	18:35:26	30.412	242.7	38.068	33.416	1:41.896	15:25.475	4	18:30:02	30.483	236.84	38.055	35.030	Pit In	10:01.012
8	18:37:15	32.018	227.37	40.080	36.961	1:49.059	17:14.534	5	18:34:51	-	235.29	39.657	31.775	4:49.133	14:50.145
9	18:39:01	31.444	235.29	38.609	35.588	Pit In	19:00.175	6	18:36:30	30.518	240	37.708	31.287	1:39.513	16:29.658
10	18:43:15	-	234.27	38.719	31.847	4:14.559	23:14.734	7	18:38:10	30.426	235.29	37.697	31.260	1:39.383	18:09.041
11	18:44:58	31.046	242.7	39.396	32.197	1:42.639	24:57.373	8	18:39:49	30.373	243.24	37.589	31.311	1:39.273	19:48.314
12	18:46:43	30.782	235.81	40.815	33.342	1:44.939	26:42.312	9	18:41:33	30.370	239.47	37.942	35.430	Pit In	21:32.056
13	18:48:34	30.852	240	40.677	39.602	Pit In	28:33.443	10	18:48:18	-	235.29	39.165	32.619	6:45.052	28:17.108
14	18:51:29	-	236.84	39.153	33.468	2:55.050	31:28.493	11	18:50:01	31.382	237.36	39.007	32.564	1:42.953	30:00.061
N° 20, BEA / BAD, Pos. 4															
1	18:24:22	30.917	241.61	38.429	32.062	1:41.408	4:21.335	1	18:24:42	31.702	-	38.959	32.513	1:43.174	4:41.221
2	18:26:04	30.665	244.34	38.054	33.726	Pit In	6:03.780	2	18:26:25	31.386	233.77	39.356	32.532	1:43.274	6:24.495
3	18:29:33	-	233.77	38.793	31.791	3:28.552	9:32.332	3	18:28:09	31.126	240	40.024	32.878	1:44.028	8:08.523
4	18:31:13	30.367	240.53	37.792	31.565	1:39.724	11:12.056	4	18:29:53	31.275	236.84	40.179	32.364	1:43.818	9:52.341
5	18:32:55	32.638	233.26	38.119	31.686	1:42.443	12:54.499	5	18:31:35	30.993	240	38.976	32.343	1:42.312	11:34.653
6	18:34:34	30.331	245.45	37.676	31.234	1:39.241	14:33.740	6	18:33:21	30.974	242.15	39.575	34.863	Pit In	13:20.065
7	18:36:13	30.165	242.7	37.487	31.299	1:38.951	16:12.691	7	18:38:40	-	238.41	39.082	33.297	5:19.531	18:39.596
8	18:37:58	30.627	244.9	39.738	33.755	Pit In	17:56.811	8	18:40:23	31.569	232.76	38.902	32.719	1:43.190	20:22.786
9	18:41:26	-	242.7	40.494	32.450	3:28.470	21:25.281	9	18:42:05	30.821	236.32	38.345	32.078	1:41.244	22:04.030
10	18:43:09	31.170	246.01	39.588	32.475	1:43.233	23:08.514	10	18:43:48	30.749	238.94	38.627	34.080	Pit In	23:47.486
11	18:44:55	31.471	240	38.811	35.774	1:46.056	24:54.570	11	18:47:01	-	236.84	39.061	32.548	3:13.043	27:00.529
12	18:46:41	32.012	236.84	41.690	31.680	1:45.382	26:39.952	12	18:48:43	30.921	240	38.777	32.155	1:41.853	28:42.382
13	18:48:23	31.053	241.61	38.752	32.257	1:42.062	28:22.014	13	18:50:30	30.999	240.53	38.628	37.751	Pit In	30:29.760
14	18:50:03	30.765	244.9	37.952	31.670	1:40.387	30:02.401								
N° 21, HIR / NIC, Pos. 16															
1	18:24:27	31.072	234.27	38.791	32.767	1:42.630	4:26.363	1	18:25:46	31.910	235.81	39.852	33.713	1:45.475	5:44.970
2	18:26:10	31.423	239.47	39.184	32.609	1:43.216	6:09.579	2	18:27:32	32.593	237.36	40.672	33.219	1:46.484	7:31.454
3	18:27:52	30.955	236.32	38.786	32.509	1:42.250	7:51.829	3	18:29:16	31.987	238.94	39.322	32.625	1:43.934	9:15.388
4	18:29:35	30.951	241.61	39.057	32.160	1:42.168	9:33.997	4	18:31:00	31.779	238.41	39.376	33.102	1:44.257	10:59.645
5	18:31:17	31.028	238.41	38.537	32.573	1:42.138	11:16.135	5	18:32:44	31.626	236.84	39.761	32.538	1:43.925	12:43.570
6	18:32:59	31.101	234.78	38.566	32.380	1:42.047	12:58.182	6	18:34:28	31.619	237.89	39.174	32.503	1:43.296	14:26.866
7	18:34:41	30.941	239.47	38.661	32.825	1:42.427	14:40.609	7	18:36:11	31.433	237.36	39.245	32.601	1:43.279	16:10.145
8	18:36:25	31.093	243.24	38.621	33.765	Pit In	16:24.088	8	18:38:58	31.633	241.61	1:19.06	56.410	Pit In	18:57.248
9	18:41:26	-	239.47	39.643	32.078	5:01.703	21:25.791								
10	18:43:09	30.880	242.7	38.635	32.827	1:42.342	23:08.133								
11	18:44:51	31.215	237.89	38.659	32.196	1:42.070	24:50.203								
12	18:46:32	30.728	242.15	38.524	32.397	1:41.649	26:31.852								
13	18:48:14	30.647	245.45	38.790	32.232	1:41.669	28:13.521								
14	18:49:56	30.956	241.61	38.836	32.213	1:42.005	29:55.526								
15	18:51:52	32.742	206.11	44.950	38.083	Pit In	31:51.301								
N° 42, HAL / GUI, Pos. 5															
1	18:24:59	30.718	241.61	38.123	31.525	1:40.366	4:57.849	1	18:24:42	31.702	-	38.959	32.513	1:43.174	4:41.221
2	18:26:38	30.585	237.89	37.892	31.370	1:39.847	6:37.696	2	18:26:25	31.386	233.77	39.356	32.532	1:43.274	6:24.495
3	18:28:18	30.338	241.61	37.846	31.564	1:39.748	8:17.444	3	18:28:09	31.126	240	40.024	32.878	1:44.028	8:08.523
4	18:30:02	30.483	236.84	38.055	35.030	Pit In	10:01.012	4	18:29:53	31.275	236.84	40.179	32.364	1:43.818	9:52.341
5	18:34:51	-	235.29	39.657	31.775	4:49.133	14:50.145	5	18:31:35	30.993	240	38.976	32.343	1:42.312	11:34.653
6	18:36:30	30.518	240	37.708	31.287	1:39.513	16:29.658	6	18:33:21	30.974	242.15	39.575	34.863	Pit In	13:20.065
7	18:38:10	30.426	235.29	37.697	31.260	1:39.383	18:09.041	7	18:38:40	-	238.41	39.082	33.297	5:19.531	18:39.596
8	18:39:49	30.373	243.24	37.589	31.311	1:39.273	19:48.314	8	18:40:23	31.569	232.76	38.902	32.719	1:43.190	20:22.786
9	18:41:33	30.370	239.47	37.942	35.430	Pit In	21:32.056	9	18:42:05	30.821	236.32	38.345	32.078	1:41.244	22:04.030
10	18:48:18	-	235.29	39.165	32.619	6:45.052	28:17.108	10	18:43:48	30.749	238.94	38.627	34.080	Pit In	23:47.486
11	18:50:01	31.382	237.36	39.007	32.564	1:42.953	30:00.061	11	18:47:01	-	236.84	39.061	32.548	3:13.043	27:00.529
N° 43, BUF / MON, Pos. 15															
1	18:24:42	31.702	-	38.959	32.513	1:43.174	4:41.221	1	18:24:42	31.702	-	38.959	32.513	1:43.174	4:41.221
2	18:26:25	31.386	233.77	39.356	32.532	1:43.274	6:24.495	2	18:26:25	31.386	233.77	39.356	32.532	1:43.274	6:24.495
3	18:28:09	31.126	240	40.024	32.878	1:44.028	8:08.523	3	18:28:09	31.126	240	40.024	32.878	1:44.028	8:08.523
4	18:29:53	31.275	236.84	40.179	32.364	1:43.818	9:52.341	4	18:29:53	31.275	236.84	40.179	32.364	1:43.818	9:52.341
5	18:31:35	30.993	240	38.976	32.343	1:42.312	11:34.653	5	18:31:35	30.993	240	38.976	32.343	1:42.312	11:34.653
6	18:33:21	30.974	242.15	39.575	34.863	Pit In	13:20.065	6	18:33:21	30.974	242.15	39.575	34.863	Pit In	13:20.065
7	18:38:40	-	238.41	39.082	33.297	5:19.531	18:39.596	7	18:38:40	-	238.41	39.082	33.297	5:19.531	18:39.596
8	18:40:23	31.569	232.76	38.902	32.719	1:43.190	20:22.786	8	18:40:23	31.569	232.76	38.902	32.719	1:43.190	20:22.786
9	18:42:05	30.821	236.32	38.345	32.078	1:41.244	22:04.030	9	18:42:05	30.821	236.32	38.345	32.078	1:41.244	22:04.030
10	18:43:48	30.749	238.94	38.627	34.080	Pit In	23:47.486	10	18:43:48	30.749	238.94	38.627	34.080	Pit In	23:47.486
11	18:47:01	-	236.84	39.061	32.548	3:13.043	27:00.529	11	18:47:01	-	236.84	39.061	32.548	3:13.043	27:00.529
12	18:48:43	30.921	240	38.777	32.155	1:41.853	28:42.382	12	18:48:43	30.921	240	38.777	32.155	1:41.853	28:42.382
13	18:50:30	30.999	240.53	38.628	37.751	Pit In	30:29.760	13	18:50:30	30.999	240.53	38.628	37.751	Pit In	30:29.760
N° 44, TBA / LAL, Pos. 17															
1	18:25:46	31.910	235.81	39.852	33.713	1:45.475	5:44.970	1	18:25:46	31.910	235.81	39.852	33.713	1:45.475	5:44.970
2	18:27:32	32.593	237.36	40.672	33.219	1:46.484	7:31.454								

GT TOUR FFSA 2014

5 au 7 Septembre



Championnat de France FFSA GT

Circuit de Nevers Magny-Cours (4.411 km)

Essais libres 4

Tour par tour

NT	Heure	S1	SP	S2	S3	Dern. Tr	Tps Total	NT	Heure	S1	SP	S2	S3	Dern. Tr	Tps Total
----	-------	----	----	----	----	----------	-----------	----	-------	----	----	----	----	----------	-----------

N° 50, BER / BEL, Pos. 3

4	18:31:26	30.842	236.32	38.114	31.707	1:40.663	11:25.492
5	18:33:06	30.519	242.7	37.882	31.777	1:40.178	13:05.670
6	18:34:47	30.391	240.53	38.209	31.781	1:40.381	14:46.051
7	18:36:40	30.646	239.47	43.965	38.916	Pit In	16:39.578
8	18:41:24	-	241.07	39.105	31.581	4:43.887	21:23.465
9	18:43:05	30.272	245.45	37.710	32.561	1:40.543	23:04.008
10	18:44:48	30.304	243.24	38.815	34.444	1:43.563	24:47.571
11	18:46:28	30.391	241.07	37.583	31.345	1:39.319	26:26.890
12	18:48:11	30.541	239.47	39.980	32.491	1:43.012	28:09.902
13	18:49:49	30.141	236.84	37.533	31.237	1:38.911	29:48.813
14	18:51:31	30.320	235.29	37.665	33.956	1:41.941	31:30.754

6	18:33:24	39.695	182.74	48.147	34.287	2:02.129	13:22.920
7	18:35:04	30.945	245.45	38.010	31.714	1:40.669	15:03.589
8	18:36:44	30.762	244.9	37.812	31.520	1:40.094	16:43.683
9	18:38:24	30.669	248.85	37.819	31.485	1:39.973	18:23.656
10	18:40:04	30.668	246.58	37.783	31.700	1:40.151	20:03.807
11	18:41:45	30.787	247.14	38.208	31.831	1:40.826	21:44.633
12	18:43:27	30.710	243.24	38.053	32.997	Pit In	23:26.393
13	18:46:11	-	244.34	38.098	31.856	2:43.530	26:09.923
14	18:47:51	30.832	246.01	38.167	31.828	1:40.827	27:50.750
15	18:49:32	30.889	246.01	38.335	31.745	1:40.969	29:31.719
16	18:51:15	31.053	244.34	37.794	33.363	Pit In	31:13.929

N° 51, HAS / PAR, Pos. 1

1	18:25:27	30.751	237.36	37.679	31.463	1:39.893	5:26.410
2	18:27:06	30.281	242.15	37.264	31.635	1:39.180	7:05.590
3	18:28:50	30.936	238.94	38.269	34.876	1:44.081	8:49.671
4	18:30:29	30.374	241.61	37.416	31.086	1:38.876	10:28.547
5	18:32:12	30.708	236.84	37.965	33.881	Pit In	12:11.101
6	18:37:57	-	235.81	39.224	31.534	5:45.707	17:56.808
7	18:39:39	30.785	241.61	37.838	33.264	Pit In	19:38.695
8	18:43:56	-	237.36	37.966	31.708	4:16.444	23:55.139
9	18:45:34	30.228	241.61	37.259	30.984	1:38.471	25:33.610
10	18:47:12	29.987	243.24	37.228	31.024	1:38.239	27:11.849
11	18:48:56	31.364	237.36	38.448	33.938	Pit In	28:55.599

N° 350, DUQ / COL, Pos. 14

1	18:29:26	32.156	234.78	39.868	32.703	1:44.727	9:25.497
2	18:31:08	31.254	238.41	38.670	32.316	1:42.240	11:07.737
3	18:32:50	31.169	240	38.487	32.010	1:41.666	12:49.403
4	18:34:31	31.045	241.07	38.345	32.005	1:41.395	14:30.798
5	18:36:13	30.933	237.89	38.251	31.920	1:41.104	16:11.902
6	18:38:05	30.470	241.07	45.668	36.325	Pit In	18:04.365
7	18:41:43	-	225.94	40.241	32.395	3:37.539	21:41.904
8	18:43:24	31.018	236.84	38.335	32.058	1:41.411	23:23.315
9	18:45:06	31.189	237.36	38.172	32.357	1:41.718	25:05.033
10	18:46:46	30.879	237.89	38.182	31.595	1:40.656	26:45.689
11	18:48:28	30.983	241.07	38.442	32.246	1:41.671	28:27.360
12	18:50:24	35.183	195.3	44.592	36.726	Pit In	30:23.861

N° 63, LEI / COC, Pos. 8

1	18:25:25	31.220	248.85	38.347	32.004	1:41.571	5:24.344
2	18:27:06	30.698	245.45	37.990	32.107	1:40.795	7:05.139
3	18:28:55	30.754	244.9	44.735	34.164	1:49.653	8:54.792
4	18:30:36	30.607	245.45	38.015	31.445	1:40.067	10:34.859
5	18:32:22	30.220	247.14	39.491	36.419	Pit In	12:20.989
6	18:40:23	-	234.27	40.831	32.512	8:01.108	20:22.097
7	18:42:03	30.515	245.45	37.900	31.722	1:40.137	22:02.234
8	18:43:43	30.336	243.24	37.911	31.547	1:39.794	23:42.028
9	18:45:27	30.364	250.58	38.019	36.095	Pit In	25:26.506
10	18:48:36	-	239.47	39.918	32.812	3:09.323	28:35.829
11	18:50:19	31.537	241.07	38.810	31.959	1:42.306	30:18.135

N° 76, NAR / ARM, Pos. 10

1	18:24:39	31.020	248.85	38.068	32.399	1:41.487	4:38.332
2	18:26:20	31.437	241.61	38.003	31.834	1:41.274	6:19.606
3	18:28:01	30.734	246.01	37.935	31.909	1:40.578	8:00.184
4	18:29:41	30.767	244.34	37.865	31.805	1:40.437	9:40.621
5	18:31:21	30.765	247.71	37.775	31.630	1:40.170	11:20.791