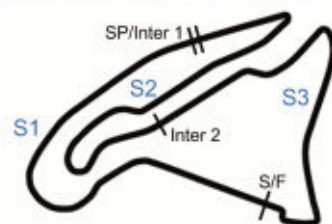


5, 6 et 7 septembre 2014

GT TOUR FFSA 2014

5 au 7 Septembre



Porsche Carrera Cup France

Circuit de Nevers Magny-Cours (4.411 km)

Essais Privés 2

Classement sur le meilleur tour

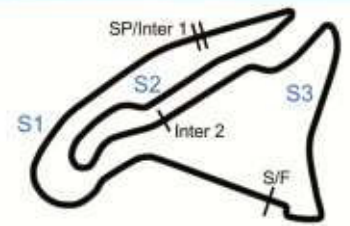
Pos.	N°	Team	Noms	Cat	P cat.	S1	SP	S2	S3	NT	M Tps	Au tour	Ecart 1er	Ecart prec	M vit	Tps idéal
1	4	Sebastien Loeb Racing	Bottemanne Sacha	A	1	31.589	239.46	39.569	32.761	12	1:43.919	8	-	-	152.81	1:43.753
2	88	Team Martinet - Alméras	Ledogar Come	A	2	31.650	234.78	39.589	32.901	11	1:44.140	11	0.221	0.221	152.48	1:43.888
3	2	Sebastien Loeb Racing	Jousse Maxime	A	3	31.759	238.41	39.534	32.917	13	1:44.210	4	0.291	0.070	152.38	1:44.006
4	5	Racing Technology	Martins Lonni	A	4	31.708	242.15	39.578	32.941	13	1:44.227	13	0.308	0.017	152.36	1:44.176
5	56	Harting by RT	Dillmann Tom	A	5	31.809	236.84	39.492	32.943	10	1:44.244	8	0.325	0.017	152.33	1:44.201
6	7	Racing Technology	Beltoise Vincent	A	6	31.848	232.25	39.567	32.887	13	1:44.302	11	0.383	0.058	152.25	1:44.151
7	13	Tsunami RT	Gaidai Oleksander	B	1	31.707	242.69	39.632	33.108	14	1:44.447	9	0.528	0.145	152.04	1:43.857
8	3	Racing Technology	Cougnaud Alexandre	A	7	31.756	238.93	39.565	33.198	14	1:44.519	7	0.600	0.072	151.93	1:44.519
9	911	@LoebRacing	Lapierre Christophe	B	2	32.010	239.46	39.941	32.860	14	1:44.811	9	0.892	0.292	151.51	1:44.589
10	9	@LoebRacing	De Narda Joffrey	A	8	32.011	237.36	39.735	33.149	14	1:44.895	12	0.976	0.084	151.39	1:44.525
11	1	Larbre Compétition	Castelli Gael	A	9	31.935	231.75	39.882	33.093	13	1:44.910	5	0.991	0.015	151.36	1:44.684
12	6	Imsa Performance Matmut	Armindo Nicolas	A	10	31.948	232.25	39.891	33.136	13	1:44.975	3	1.056	0.065	151.27	1:44.789
13	14	Imsa Performance Matmut	Antunes Jimmy	A	11	32.038	239.46	39.858	33.287	11	1:45.183	3	1.264	0.208	150.97	1:44.983
14	76	Imsa Performance Matmut	Pasquali Laurent	B	3	31.889	240	40.014	33.300	12	1:45.203	7	1.284	0.020	150.94	1:45.201
15	11	Sebastien Loeb Racing	Lindland Roar	B	4	32.083	240	39.890	33.481	13	1:45.454	13	1.535	0.251	150.58	1:45.171
16	10	Yvan Muller Racing	Monti Romain	A	12	32.087	237.36	40.225	33.167	14	1:45.479	7	1.560	0.025	150.55	1:45.238
17	18	Yvan Muller Racing	Palette Steven	A	13	32.240	235.8	39.844	33.546	13	1:45.630	13	1.711	0.151	150.33	1:45.224
18	8	Speed Lover	Glorieux Jean	B	5	32.237	242.69	40.286	33.575	13	1:46.098	12	2.179	0.468	149.67	1:46.079
19	44	Racing Technology	Hamon Christophe	B	6	32.343	239.46	40.416	33.567	9	1:46.326	5	2.407	0.228	149.35	1:45.942
20	55	Speed Lover	Jaquillard Christian	B	7	32.248	236.84	40.388	33.700	12	1:46.336	7	2.417	0.010	149.33	1:45.983
21	24	Team Martinet - Alméras	Cattaneo Marc	B	8	32.698	234.27	40.139	33.820	14	1:46.657	11	2.738	0.321	148.88	1:46.249
22	07	Larbre Compétition	Lepesqueux Antoine	A	14	32.737	233.76	40.276	33.944	13	1:46.957	5	3.038	0.300	148.47	1:46.794
23	85	@LoebRacing	Marroc Nicolas	A	15	32.332	243.24	43.426	33.710	4	1:49.468	2	5.549	2.511	145.06	1:46.210
24	26	Caumes Armatures	Caumes Jacques	B	9	33.839	237.36	42.586	35.320	13	1:51.745	8	7.826	2.277	142.11	1:50.922

M Tps : 1:43.919 (152.81 km/h), (N°4) Bottemanne Sacha

5, 6 et 7 septembre 2014

GT TOUR FFSA 2014

5 au 7 Septembre



Porsche Carrera Cup France

Circuit de Nevers Magny-Cours (4.411 km)

Essais Privés 2

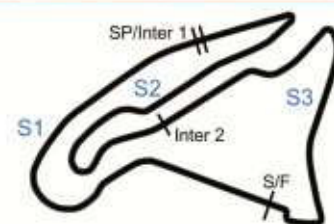
Tour par tour

NT	Heure	S1	SP	S2	S3	Dern. Tr	Tps Total	NT	Heure	S1	SP	S2	S3	Dern. Tr	Tps Total
N° 1, Castelli Gael, Pos. 11															
1	14:39:27	32.766	234.27	41.223	35.730	1:49.719	4:26.312	1	14:39:20	32.249	234.27	39.948	33.809	1:46.006	4:19.461
2	14:41:13	32.260	233.26	40.156	33.476	1:45.892	6:12.204	2	14:41:05	31.655	236.32	39.524	33.734	1:44.913	6:04.374
3	14:42:58	32.070	233.26	39.809	33.427	1:45.306	7:57.510	3	14:43:01	31.821	241.07	44.981	39.072	Pit In	8:00.248
4	14:44:43	32.050	242.15	39.979	33.273	1:45.302	9:42.812	4	14:47:26	-	131.39	49.150	34.118	4:25.113	12:25.361
5	14:46:28	31.935	231.76	39.882	33.093	1:44.910	11:27.722	5	14:49:10	31.749	238.94	39.403	32.988	1:44.140	14:09.501
6	14:48:14	31.968	241.61	40.284	33.250	1:45.502	13:13.224	6	14:50:54	31.695	232.76	39.578	32.934	1:44.207	15:53.708
7	14:50:01	32.115	236.84	40.272	35.029	Pit In	15:00.640	7	14:52:39	31.731	229.79	39.880	33.144	1:44.755	17:38.463
8	14:55:36	-	233.77	40.487	33.152	5:34.884	20:35.524	8	14:54:23	31.589	239.47	39.569	32.761	1:43.919	19:22.382
9	14:57:21	31.960	236.84	40.420	33.105	1:45.485	22:21.009	9	14:56:25	36.064	166.15	46.394	40.277	Pit In	21:25.117
10	14:59:07	31.839	241.07	40.185	33.946	1:45.970	24:06.979	10	15:00:15	-	203.39	45.411	38.205	3:49.497	25:14.614
11	15:00:53	32.107	235.81	40.586	33.407	1:46.100	25:53.079	11	15:02:08	31.867	230.28	47.877	33.401	1:53.145	27:07.759
12	15:02:39	32.024	236.84	40.032	33.036	1:45.092	27:38.171	12	15:04:00	32.013	234.78	39.548	40.352	Pit In	28:59.672
13	15:04:37	36.527	219.51	41.746	40.255	Pit In	29:36.699								
N° 2, Jousse Maxime, Pos. 3															
1	14:39:21	32.295	233.77	40.154	34.900	Pit In	4:20.366	1	14:39:01	32.307	237.89	40.191	33.366	1:45.864	4:01.092
2	14:45:40	-	242.7	40.085	33.135	6:19.648	10:40.014	2	14:40:47	32.459	234.78	40.098	33.381	1:45.938	5:47.030
3	14:47:25	31.807	237.36	39.945	32.989	1:44.741	12:24.755	3	14:42:33	32.147	236.32	39.810	33.267	1:45.224	7:32.254
4	14:49:09	31.759	238.41	39.534	32.917	1:44.210	14:08.965	4	14:44:18	32.252	240	40.001	33.165	1:45.418	9:17.672
5	14:51:02	31.830	231.76	39.616	40.955	1:52.401	16:01.366	5	14:46:03	31.860	236.32	39.744	33.031	1:44.635	11:02.307
6	14:52:47	31.937	237.89	40.219	32.957	1:45.113	17:46.479	6	14:47:51	32.086	235.29	40.374	35.723	Pit In	12:50.490
7	14:54:31	31.600	240	39.773	32.897	1:44.270	19:30.749	7	14:55:04	-	222.22	41.131	33.204	7:12.925	20:03.415
8	14:56:16	31.920	232.26	39.803	33.281	1:45.004	21:15.753	8	14:56:49	32.115	238.94	40.082	33.090	1:45.287	21:48.702
9	14:58:01	32.076	241.61	39.736	33.090	1:44.902	23:00.655	9	14:58:39	31.868	242.15	41.883	36.290	1:50.041	23:38.743
10	14:59:46	31.831	232.26	39.694	33.043	1:44.568	24:45.223	10	15:00:24	32.100	236.84	40.146	33.160	1:45.406	25:24.149
11	15:01:30	31.862	237.89	39.509	32.906	1:44.277	26:29.500	11	15:02:10	32.133	236.84	40.909	32.890	1:45.932	27:10.081
12	15:03:14	31.806	244.9	39.582	33.172	1:44.560	28:14.060	12	15:03:55	31.892	236.84	40.099	33.025	1:45.016	28:55.097
13	15:04:59	32.048	241.07	39.865	33.167	1:45.080	29:59.140	13	15:05:40	31.708	242.15	39.578	32.941	1:44.227	30:39.324
N° 3, Cougnaud Alexandre, Pos. 8															
1	14:38:59	32.388	238.41	40.100	33.261	1:45.749	3:58.799	1	14:39:00	32.177	236.84	39.999	33.425	1:45.601	3:59.814
2	14:40:44	31.864	243.79	39.635	33.301	1:44.800	5:43.599	2	14:40:46	32.155	238.94	39.847	33.698	1:45.700	5:45.514
3	14:42:29	31.915	236.32	39.638	33.297	1:44.850	7:28.449	3	14:42:31	31.948	232.26	39.891	33.136	1:44.975	7:30.489
4	14:44:15	32.897	237.89	39.683	33.620	1:46.200	9:14.649	4	14:44:19	32.543	236.84	40.481	35.069	Pit In	9:18.582
5	14:46:02	31.948	238.41	39.662	35.261	Pit In	11:01.520	5	14:48:28	-	230.77	40.919	33.455	4:09.289	13:27.871
6	14:50:25	-	206.5	40.618	33.654	4:23.321	15:24.841	6	14:50:15	32.104	239.47	41.050	33.206	1:46.360	15:14.231
7	14:52:10	31.756	238.94	39.565	33.198	1:44.519	17:09.360	7	14:52:00	32.223	232.76	39.805	33.512	1:45.540	16:59.771
8	14:53:55	31.825	239.47	39.639	33.360	1:44.824	18:54.184	8	14:53:46	31.882	239.47	39.925	34.232	1:46.039	18:45.810
9	14:55:43	32.227	244.34	39.796	36.326	1:48.349	20:42.533	9	14:55:41	31.974	236.84	39.806	42.999	1:54.779	20:40.589
10	14:57:29	32.714	236.84	40.044	33.234	1:45.992	22:28.525	10	14:57:28	32.862	234.78	39.771	34.946	Pit In	22:28.168
11	14:59:31	48.592	185.89	40.298	33.574	2:02.464	24:30.989	11	15:02:07	-	234.78	40.875	34.107	4:38.289	27:06.457
12	15:01:22	32.404	234.78	39.693	38.127	1:50.224	26:21.213	12	15:03:53	32.465	233.77	40.023	33.433	1:45.921	28:52.378
13	15:03:16	33.689	208.9	43.820	37.123	1:54.632	28:15.845	13	15:05:38	32.303	235.29	39.902	33.330	1:45.535	30:37.913
14	15:05:02	31.939	237.36	39.578	33.890	1:45.407	30:01.252								

5, 6 et 7 septembre 2014

GT TOUR FFSA 2014

5 au 7 Septembre



Porsche Carrera Cup France

Circuit de Nevers Magny-Cours (4.411 km)

Essais Privés 2

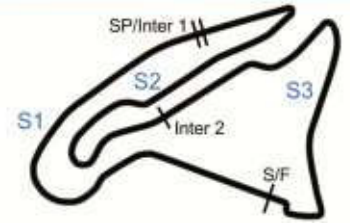
Tour par tour

NT	Heure	S1	SP	S2	S3	Dern. Tr	Tps Total	NT	Heure	S1	SP	S2	S3	Dern. Tr	Tps Total
N° 6, Armino Nicolas, Pos. 12								13 15:04:24 32.833 236.84 40.334 33.916 1:47.083 29:23.627							
13	15:05:38	32.303	235.29	39.902	33.330	1:45.535	30:37.913								
N° 7, Beltoise Vincent, Pos. 6								N° 9, De Narda Jeffrey, Pos. 10							
1	14:38:57	32.506	241.07	39.786	33.082	1:45.374	3:56.866	1	14:39:26	32.660	241.07	41.268	35.015	1:48.943	4:25.278
2	14:40:42	31.814	238.94	39.496	33.148	1:44.458	5:41.324	2	14:41:12	32.102	242.15	40.151	34.004	1:46.257	6:11.535
3	14:42:27	31.880	236.84	39.491	33.469	1:44.840	7:26.164	3	14:42:59	33.910	233.77	40.017	33.468	1:47.395	7:58.930
4	14:45:08	1:19.83	219.07	43.716	37.805	Pit In	10:07.517	4	14:44:45	32.385	238.41	40.072	33.150	1:45.607	9:44.537
5	14:51:39	-	236.32	40.712	39.060	6:30.937	16:38.454	5	14:46:32	31.926	242.7	39.886	34.961	Pit In	11:31.310
6	14:53:24	31.779	239.47	39.858	33.074	1:44.711	18:23.165	6	14:50:28	-	236.32	40.808	33.064	3:56.709	15:28.019
7	14:55:10	32.982	236.84	40.001	33.103	1:46.086	20:09.251	7	14:52:13	32.006	238.94	39.951	33.003	1:44.960	17:12.979
8	14:56:59	33.261	238.94	39.812	36.412	1:49.485	21:58.736	8	14:53:59	31.934	246.01	40.101	33.590	1:45.625	18:58.604
9	14:58:43	31.773	235.81	39.664	32.943	1:44.380	23:43.116	9	14:55:44	32.161	232.76	39.732	33.150	1:45.043	20:43.647
10	15:00:34	33.557	212.18	42.469	34.167	1:50.193	25:33.309	10	14:57:30	32.408	240.53	40.017	33.268	1:45.693	22:29.340
11	15:02:18	31.848	232.26	39.567	32.887	1:44.302	27:17.611	11	14:59:15	32.163	246.01	39.673	33.512	1:45.348	24:14.688
12	15:04:09	31.883	239.47	39.676	39.465	1:51.024	29:08.635	12	15:01:00	32.011	237.36	39.735	33.149	1:44.895	25:59.583
13	15:05:54	32.551	233.77	39.616	33.259	1:45.426	30:54.061	13	15:02:52	32.132	241.07	42.882	37.485	1:52.499	27:52.082
N° 8, Glorieux Jean, Pos. 18								N° 10, Monti Romain, Pos. 16							
1	14:41:14	33.234	237.36	43.331	35.730	1:52.295	6:13.707	1	14:39:40	33.253	235.29	41.349	34.127	1:48.729	4:39.248
2	14:43:23	32.695	235.81	57.389	39.077	Pit In	8:22.868	2	14:41:28	33.714	237.36	40.913	34.083	1:48.710	6:27.958
3	14:46:27	-	233.26	42.930	34.111	3:03.524	11:26.392	3	14:43:15	32.465	238.41	40.760	33.643	1:46.868	8:14.826
4	14:48:15	32.739	234.78	42.097	33.676	1:48.512	13:14.904	4	14:45:01	32.236	241.07	40.692	33.260	1:46.188	10:01.014
5	14:50:03	32.381	235.29	40.701	34.207	1:47.289	15:02.193	5	14:46:47	32.068	236.32	40.006	33.466	1:45.540	11:46.554
6	14:51:50	32.687	241.07	40.731	33.732	1:47.150	16:49.343	6	14:48:33	32.209	240	40.441	33.400	1:46.050	13:32.604
7	14:53:37	32.509	235.29	40.520	34.310	1:47.339	18:36.682	7	14:50:18	32.087	237.36	40.225	33.167	1:45.479	15:18.083
8	14:55:26	32.371	235.29	40.593	35.649	1:48.613	20:25.295	8	14:52:04	32.100	242.7	40.268	33.438	1:45.806	17:03.889
9	14:57:13	32.448	238.41	40.513	34.671	1:47.632	22:12.927	9	14:53:50	32.253	240.53	40.167	33.567	1:45.987	18:49.876
10	14:59:04	32.335	237.36	43.428	35.325	1:51.088	24:04.015	10	14:55:40	32.600	236.32	40.755	36.600	Pit In	20:39.831
11	15:00:51	32.337	238.41	40.267	33.827	1:46.431	25:50.446	11	14:59:56	-	232.26	40.529	33.865	4:15.426	24:55.257
12	15:02:37	32.237	242.7	40.286	33.575	1:46.098	27:36.544	12	15:01:42	32.379	235.81	40.003	33.867	1:46.249	26:41.506
								N° 11, Lindland Roar, Pos. 15							
								1	14:39:55	33.002	236.32	40.692	33.763	1:47.457	4:54.439
								2	14:41:41	32.544	233.26	40.355	33.517	1:46.416	6:40.855
								3	14:43:31	35.393	214.29	40.998	33.607	1:49.998	8:30.853
								4	14:45:17	31.871	240	40.225	33.410	1:45.506	10:16.359
								5	14:47:02	32.131	233.77	39.989	33.595	1:45.715	12:02.074
								6	14:48:52	32.244	237.36	40.238	37.397	Pit In	13:51.953
								7	14:54:02	-	171.7	43.097	36.657	5:09.290	19:01.243
								8	14:55:54	32.136	240	44.179	35.955	1:52.270	20:53.513
								9	14:57:40	32.073	240	40.268	33.620	1:45.961	22:39.474
								10	14:59:26	32.309	238.41	40.117	33.661	1:46.087	24:25.561
								11	15:01:12	32.201	242.15	39.952	33.869	1:46.022	26:11.583

5, 6 et 7 septembre 2014

GT TOUR FFSA 2014

5 au 7 Septembre



Porsche Carrera Cup France

Circuit de Nevers Magny-Cours (4.411 km)

Essais Privés 2

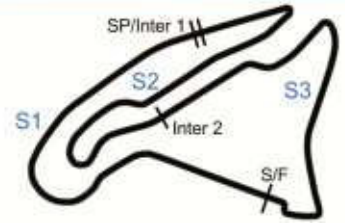
Tour par tour

NT	Heure	S1	SP	S2	S3	Dern. Tr	Tps Total	NT	Heure	S1	SP	S2	S3	Dern. Tr	Tps Total
N° 11, Lindland Roar, Pos. 15								9	14:57:37	32.290	242.15	40.224	33.500	1:46.014	22:36.825
8	14:55:54	32.136	240	44.179	35.955	1:52.270	20:53.513	10	14:59:24	32.068	236.32	40.479	34.464	1:47.011	24:23.836
9	14:57:40	32.073	240	40.268	33.620	1:45.961	22:39.474	11	15:01:10	32.649	239.47	40.012	33.313	1:45.974	26:09.810
10	14:59:26	32.309	238.41	40.117	33.661	1:46.087	24:25.561	12	15:02:56	32.102	240	39.965	33.636	1:45.703	27:55.513
11	15:01:12	32.201	242.15	39.952	33.869	1:46.022	26:11.583	13	15:04:41	32.240	235.81	39.844	33.546	1:45.630	29:41.143
12	15:02:58	32.141	235.81	40.122	33.741	1:46.004	27:57.587	N° 24, Cattaneo Marc, Pos. 21							
13	15:04:43	32.083	240	39.890	33.481	1:45.454	29:43.041	1	14:39:16	33.210	236.32	41.885	34.674	1:49.769	4:15.534
N° 13, Gaidai Oleksander, Pos. 7								2	14:41:03	32.375	234.27	40.979	34.247	1:47.601	6:03.135
1	14:39:10	33.183	232.76	40.590	33.406	1:47.179	4:09.670	3	14:42:51	32.443	236.32	41.216	33.939	1:47.598	7:50.733
2	14:40:56	32.170	235.29	40.115	33.371	1:45.656	5:55.326	4	14:44:38	32.727	236.32	40.435	33.833	1:46.995	9:37.728
3	14:42:41	32.093	234.27	39.803	33.420	1:45.316	7:40.642	5	14:46:26	32.618	231.26	41.151	34.107	1:47.876	11:25.604
4	14:44:29	32.273	226.89	40.220	35.411	Pit In	9:28.546	6	14:48:14	32.474	238.94	40.556	34.675	1:47.705	13:13.309
5	14:48:24	-	145.16	45.795	35.008	3:55.407	13:23.953	7	14:50:04	32.779	236.84	40.684	37.163	Pit In	15:03.935
6	14:50:10	32.077	236.32	40.321	33.628	1:46.026	15:09.979	8	14:54:15	-	238.94	40.837	34.604	4:10.260	19:14.195
7	14:51:55	31.969	233.26	39.653	32.942	1:44.564	16:54.543	9	14:56:01	32.522	229.3	40.635	33.735	1:46.892	21:01.087
8	14:53:40	31.524	238.41	39.992	33.546	1:45.062	18:39.605	10	14:57:48	32.455	240	40.611	33.909	1:46.975	22:48.062
9	14:55:24	31.707	242.7	39.632	33.108	1:44.447	20:24.052	11	14:59:35	32.698	234.27	40.139	33.820	1:46.657	24:34.719
10	14:57:25	35.117	162.41	50.690	34.913	2:00.720	22:24.772	12	15:01:22	32.568	234.27	40.301	34.095	1:46.964	26:21.683
11	14:59:10	31.956	235.81	39.780	33.046	1:44.782	24:09.554	13	15:03:09	32.554	238.41	40.634	34.156	1:47.344	28:09.027
12	15:00:54	31.889	236.32	39.935	32.701	1:44.525	25:54.079	14	15:04:58	33.451	234.27	41.205	34.337	1:48.993	29:58.020
13	15:02:40	32.034	234.27	40.561	33.427	1:46.022	27:40.101	N° 26, Caumes Jacques, Pos. 24							
14	15:04:38	36.607	197.08	43.299	38.101	Pit In	29:38.108	1	14:40:11	35.596	226.89	44.512	37.298	1:57.406	5:11.014
N° 14, Antunes Jimmy, Pos. 13								2	14:42:07	35.167	233.26	43.432	36.909	1:55.508	7:06.522
1	14:39:08	32.632	234.27	40.093	33.849	1:46.574	4:07.592	3	14:44:01	34.358	233.26	43.073	36.507	1:53.938	9:00.460
2	14:40:54	32.348	242.7	39.951	33.321	1:45.620	5:53.212	4	14:45:54	34.627	229.79	42.740	35.533	1:52.900	10:53.360
3	14:42:39	32.038	239.47	39.858	33.287	1:45.183	7:38.395	5	14:47:47	34.011	235.81	42.532	36.595	1:53.138	12:46.498
4	14:44:27	32.126	234.27	40.070	36.174	Pit In	9:26.765	6	14:49:39	34.294	238.94	42.121	35.538	1:51.953	14:38.451
5	14:49:06	-	232.26	40.597	33.672	4:38.622	14:05.387	7	14:51:31	34.494	231.76	42.538	35.416	1:52.448	16:30.899
6	14:50:51	32.173	234.78	39.918	33.403	1:45.494	15:50.881	8	14:53:23	33.839	237.36	42.586	35.320	1:51.745	18:22.644
7	14:52:37	32.171	236.32	39.794	33.529	1:45.494	17:36.375	9	14:55:16	34.738	241.07	42.334	35.493	1:52.565	20:15.209
8	14:54:26	32.310	229.3	42.056	35.301	Pit In	19:26.042	10	14:57:22	34.417	237.89	47.397	44.952	Pit In	22:21.975
9	15:01:19	-	220.86	40.968	33.531	6:52.349	26:18.391	11	15:01:14	-	231.26	42.816	38.710	3:51.505	26:13.480
10	15:03:05	32.107	237.36	40.022	33.727	1:45.856	28:04.247	12	15:03:09	33.667	234.78	41.935	39.567	1:55.169	28:08.649
11	15:04:50	32.157	237.36	39.658	33.528	1:45.343	29:49.590	13	15:05:04	35.090	240.53	42.462	37.836	1:55.388	30:04.037
N° 18, Palette Steven, Pos. 17								N° 44, Hamon Christophe, Pos. 19							
1	14:39:33	32.806	239.47	43.196	41.038	1:57.040	4:33.025	1	14:39:13	33.270	240	41.313	33.926	1:48.509	4:12.567
2	14:41:21	32.679	239.47	41.294	33.886	1:47.859	6:20.884	2	14:41:01	32.404	242.15	40.570	35.183	1:48.157	6:00.724
3	14:43:08	32.334	235.81	40.699	33.710	1:46.743	8:07.627	3	14:42:49	32.262	238.94	41.773	33.906	1:47.941	7:48.665
4	14:44:54	32.067	242.15	40.125	33.521	1:45.713	9:53.340	4	14:44:36	32.579	243.24	40.572	33.450	1:46.601	9:35.266
5	14:46:39	32.081	235.29	40.146	33.500	1:45.727	11:39.067	5	14:46:22	32.343	239.47	40.416	33.567	1:46.326	11:21.592
6	14:48:25	32.098	237.36	40.009	33.574	1:45.681	13:24.748	6	14:48:12	35.317	229.79	40.824	34.069	1:50.210	13:11.802
7	14:50:13	32.252	240	40.258	35.897	Pit In	15:13.155	7	14:50:03	32.511	242.7	40.676	37.642	Pit In	15:02.631
8	14:55:51	-	237.89	43.986	33.680	5:37.656	20:50.811	8	14:55:20	-	237.89	40.932	33.416	5:16.935	20:19.566

5, 6 et 7 septembre 2014

GT TOUR FFSA 2014

5 au 7 Septembre



Porsche Carrera Cup France

Circuit de Nevers Magny-Cours (4.411 km)

Essais Privés 2

Tour par tour

NT	Heure	S1	SP	S2	S3	Dern. Tr	Tps Total	NT	Heure	S1	SP	S2	S3	Dern. Tr	Tps Total
N° 44, Hamon Christophe, Pos. 19								N° 85, Maroc Nicolas, Pos. 23							
5	14:46:22	32.343	239.47	40.416	33.567	1:46.326	11:21.592	1	14:39:26	32.782	236.32	41.923	35.830	1:50.535	4:25.866
6	14:48:12	35.317	229.79	40.824	34.069	1:50.210	13:11.802	2	14:41:16	32.332	243.24	43.426	33.710	1:49.468	6:15.334
7	14:50:03	32.511	242.7	40.676	37.642	Pit In	15:02.631	3	14:43:19	32.770	240.53	55.457	34.662	2:02.889	8:18.223
8	14:55:20	-	237.89	40.932	33.416	5:16.935	20:19.566	4	14:45:06	32.299	240	40.201	35.249	Pit In	10:05.972
9	14:57:49	32.110	240	1:17.71	39.381	Pit In	22:48.774	N° 88, Ledogar Come, Pos. 2							
N° 55, Jaquillard Christian, Pos. 20								1	14:39:07	32.366	237.89	40.145	33.696	1:46.207	4:06.758
1	14:40:34	35.251	230.28	42.537	34.926	1:52.714	5:33.759	2	14:40:52	31.892	237.36	39.961	32.704	1:44.557	5:51.315
2	14:42:23	33.060	233.77	41.162	34.282	1:48.504	7:22.263	3	14:42:36	31.726	240	39.661	33.279	1:44.666	7:35.981
3	14:44:10	32.601	236.32	40.770	34.141	1:47.512	9:09.775	4	14:44:21	31.872	235.29	39.534	33.419	1:44.825	9:20.806
4	14:45:57	32.270	236.84	40.729	34.058	1:47.057	10:56.832	5	14:46:10	31.983	237.89	41.391	35.140	Pit In	11:09.320
5	14:47:45	32.705	237.89	40.841	34.615	1:48.161	12:44.993	6	14:53:32	-	234.27	40.325	36.631	7:22.737	18:32.057
6	14:49:32	32.332	233.26	40.493	34.183	1:47.008	14:32.001	7	14:55:17	31.866	235.29	39.908	33.149	1:44.923	20:16.980
7	14:51:19	32.248	236.84	40.388	33.700	1:46.336	16:18.337	8	14:57:05	31.987	243.24	40.758	34.642	Pit In	22:04.367
8	14:53:42	39.820	132.19	56.222	47.345	Pit In	18:41.724	9	15:02:15	-	237.36	40.395	33.583	5:10.035	27:14.402
9	14:59:47	-	197.8	42.084	35.385	6:04.872	24:46.596	10	15:03:59	31.851	236.84	39.539	33.014	1:44.404	28:58.806
10	15:01:34	32.349	232.76	40.232	34.043	1:46.624	26:33.220	11	15:05:43	31.650	234.78	39.589	32.901	1:44.140	30:42.946
11	15:03:22	32.179	235.29	42.260	33.758	1:48.197	28:21.417	N° 911, Lapiere Christophe, Pos. 9							
12	15:05:08	32.154	238.94	40.129	34.140	1:46.423	30:07.840	1	14:39:28	32.676	233.26	41.163	34.688	1:48.527	4:27.388
N° 56, Dillmann Tom, Pos. 5								2	14:41:14	32.440	238.94	40.475	33.796	1:46.711	6:14.099
1	14:41:20	32.643	239.47	40.544	34.570	1:47.757	6:20.013	3	14:43:13	35.191	191.83	43.995	39.573	1:58.759	8:12.858
2	14:43:06	31.990	236.84	40.604	32.935	1:45.529	8:05.542	4	14:44:59	32.406	237.36	40.146	33.265	1:45.817	9:58.675
3	14:44:50	31.830	237.36	39.727	32.929	1:44.486	9:50.028	5	14:46:45	32.240	242.15	40.511	32.957	1:45.708	11:44.383
4	14:46:35	32.218	239.47	39.555	32.905	1:44.678	11:34.706	6	14:48:32	32.220	237.36	40.207	35.074	Pit In	13:31.884
5	14:48:23	32.898	236.32	39.850	35.540	1:48.288	13:22.994	7	14:52:25	-	204.93	41.841	34.685	3:52.514	17:24.398
6	14:50:10	31.869	234.27	39.506	35.622	Pit In	15:09.991	8	14:54:26	32.005	241.61	47.968	41.364	2:01.337	19:25.735
7	14:59:03	-	238.94	41.473	33.828	8:52.940	24:02.931	9	14:56:11	32.010	239.47	39.941	32.860	1:44.811	21:10.546
8	15:00:48	31.809	236.84	39.492	32.943	1:44.244	25:47.175	10	14:57:56	32.007	234.27	39.910	33.496	1:45.413	22:55.959
9	15:02:36	33.104	239.47	39.487	35.784	1:48.375	27:35.550	11	14:59:41	32.220	236.32	40.021	32.832	1:45.073	24:41.032
10	15:04:23	32.398	236.84	39.517	35.240	1:47.155	29:22.705	12	15:01:27	32.328	235.29	39.831	33.063	1:45.222	26:26.254
N° 76, Pasquali Laurent, Pos. 14								13	15:03:17	31.926	239.47	39.930	38.768	1:50.624	28:16.878
1	14:39:08	32.651	235.81	40.211	33.638	1:46.500	4:08.111	14	15:05:03	32.115	232.76	40.069	33.417	1:45.601	30:02.479
2	14:40:54	32.149	237.36	40.331	33.378	1:45.858	5:53.969								
3	14:42:40	32.240	235.81	40.035	33.440	1:45.715	7:39.684								
4	14:44:28	32.156	237.89	40.407	35.517	Pit In	9:27.764								
5	14:48:32	-	233.77	40.172	33.461	4:03.559	13:31.323								
6	14:50:17	32.108	233.77	40.108	33.298	1:45.514	15:16.837								
7	14:52:02	31.889	240	40.014	33.300	1:45.203	17:02.040								
8	14:53:48	32.101	240	40.135	33.405	1:45.641	18:47.681								
9	14:55:34	32.316	235.81	40.020	33.573	1:45.909	20:33.590								
10	14:57:21	32.296	231.76	40.568	33.941	1:46.805	22:20.395								
11	14:59:10	32.175	231.76	40.187	37.273	Pit In	24:10.030								
12	15:02:46	-	234.27	41.988	36.158	Pit In	27:46.011								