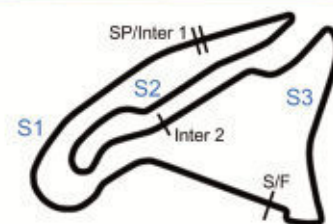


GT TOUR FFSA 2014

5 au 7 Septembre



Porsche Carrera Cup France
 Essais Qualificatifs 2

Circuit de Nevers Magny-Cours (4.411 km)
 Classement sur le meilleur tour

Pos.	N°	Team	Noms	Cat	P cat.	S1	SP	S2	S3	NT	M Tps	Au tour	Ecart 1er	Ecart prec	M vit	Tps idéal
1	88	Team Martinet - Alméras	Ledogar Come	A	1	31.256	243.79	38.861	32.289	5	1:42.406	3	-	-	155.07	1:42.210
2	3	Racing Technology	Cougnaud Alexandre	A	2	31.179	244.89	39.038	32.383	5	1:42.600	4	0.194	0.194	154.77	1:42.597
3	56	Harting by RT	Dillmann Tom	A	3	31.127	243.24	38.943	32.567	5	1:42.637	5	0.231	0.037	154.72	1:42.608
4	2	Sebastien Loeb Racing	Jousse Maxime	A	4	31.245	243.79	38.826	32.718	4	1:42.789	3	0.383	0.152	154.49	1:42.568
5	7	Racing Technology	Beltoise Vincent	A	5	31.284	242.15	39.081	32.443	5	1:42.808	5	0.402	0.019	154.46	1:42.635
6	14	Imsa Performance Matmut	Antunes Jimmy	A	6	31.268	240.53	39.004	32.548	4	1:42.820	4	0.414	0.012	154.44	1:42.528
7	85	@LoebRacing	Marroc Nicolas	A	7	31.232	249.42	39.350	32.380	5	1:42.962	4	0.556	0.142	154.23	1:42.941
8	18	Yvan Muller Racing	Palette Steven	A	8	31.424	239.46	39.243	32.433	5	1:43.100	3	0.694	0.138	154.02	1:43.055
9	6	Imsa Performance Matmut	Armino Nicolas	A	9	31.336	239.46	39.124	32.670	5	1:43.130	5	0.724	0.030	153.98	1:43.130
10	10	Yvan Muller Racing	Monti Romain	A	10	31.448	240.53	39.086	32.704	4	1:43.238	4	0.832	0.108	153.82	1:43.238
11	5	Racing Technology	Martins Lonni	A	11	31.415	243.24	39.168	32.673	5	1:43.256	4	0.850	0.018	153.79	1:43.096
12	1	Larbre Compétition	Castelli Gael	A	12	31.524	241.61	39.140	32.592	5	1:43.256	3	0.850	-	153.79	1:42.966
13	9	@LoebRacing	De Narda Jeffrey	A	13	31.426	243.79	39.231	32.645	5	1:43.302	4	0.896	0.046	153.72	1:43.131
14	4	Sebastien Loeb Racing	Bottemanne Sacha	A	14	31.461	240.53	39.056	32.811	4	1:43.328	4	0.922	0.026	153.68	1:43.065
15	11	Sebastien Loeb Racing	Lindland Roar	B	1	31.456	240	39.560	32.784	6	1:43.800	4	1.394	0.472	152.98	1:43.800
16	13	Tsunami RT	Gaidai Oleksander	B	2	31.550	236.32	39.564	32.734	7	1:43.848	7	1.442	0.048	152.91	1:43.724
17	76	Imsa Performance Matmut	Pasquali Laurent	B	3	31.723	238.41	39.575	32.598	6	1:43.896	4	1.490	0.048	152.84	1:43.896
18	8	Speed Lover	Glorieux Jean	B	4	31.788	241.07	39.775	32.603	4	1:44.166	3	1.760	0.270	152.45	1:44.166
19	07	Larbre Compétition	Lepesqueux Antoine	A	15	31.821	241.07	39.624	32.730	5	1:44.175	3	1.769	0.009	152.43	1:44.108
20	911	@LoebRacing	Lapierre Christophe	B	5	31.832	235.29	39.616	32.904	7	1:44.352	7	1.946	0.177	152.17	1:43.974
21	44	Racing Technology	Hamon Christophe	B	6	31.773	249.42	39.706	33.152	7	1:44.631	4	2.225	0.279	151.77	1:44.631
22	55	Speed Lover	Jaquillard Christian	B	7	31.937	244.89	40.046	33.154	7	1:45.137	6	2.731	0.506	151.04	1:45.066
23	24	Team Martinet - Alméras	Cattaneo Marc	B	8	31.922	239.46	39.997	33.480	8	1:45.399	5	2.993	0.262	150.66	1:45.218
24	26	Caumes Armatures	Caumes Jacques	B	9	34.708	229.78	43.390	36.620	5	1:54.718	2	12.312	9.319	138.42	1:54.718

M Tps : 1:42.406 (155.07 km/h), (N°88) Ledogar Come

Sous réserve de vérifications techniques en cours ou d'incidents d'ordre sportif
Subject technical scrutineering or sporting incidents

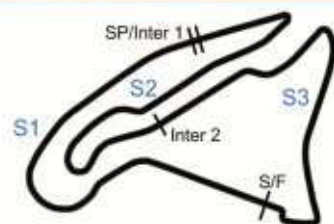
Le Directeur de Course / The Race Director
 Valérie DIEBOLT

Le Chronométrateur / The Timekeeper
 Sylvie BUZZIGHIN

Heure d'affichage / Time posting
 7 septembre 2014 09:03

GT TOUR FFSA 2014

5 au 7 Septembre



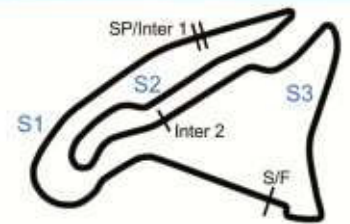
Porsche Carrera Cup France
Essais Qualificatifs 2

Circuit de Nevers Magny-Cours (4.411 km)
Tour par tour

NT	Heure	S1	SP	S2	S3	Dern. Tr	Tps Total	NT	Heure	S1	SP	S2	S3	Dern. Tr	Tps Total
N° 1, Castelli Gael, Pos. 12								N° 7, Beltoise Vincent, Pos. 5							
1	08:48:48	32.297	239.47	40.500	33.215	1:46.012	18:48.447	4	08:54:14	31.759	238.41	40.004	33.220	1:44.983	24:14.992
2	08:50:32	31.627	240	39.645	32.520	1:43.792	20:32.239	5	08:55:59	31.861	241.07	39.619	32.834	1:44.314	25:59.306
3	08:52:15	31.524	241.61	39.140	32.592	1:43.256	22:15.495	N° 8, Glorieux Jean, Pos. 18							
4	08:53:59	32.033	241.61	39.288	32.735	1:44.056	23:59.551	1	08:35:17	32.730	237.36	40.808	33.198	1:46.736	5:17.398
5	08:55:42	31.306	241.61	39.197	32.736	1:43.239	25:42.790	2	08:37:02	31.861	240	40.127	32.997	1:44.985	7:02.383
N° 2, Jousse Maxime, Pos. 4								3	08:38:46	31.788	241.07	39.775	32.603	1:44.166	8:46.549
1	08:49:27	31.728	242.7	39.411	32.993	1:44.132	19:27.530	4	08:40:42	34.055	201.12	44.110	38.270	Pit In	10:42.984
2	08:51:10	31.472	236.84	39.044	32.497	1:43.013	21:10.543	N° 9, De Narda Joffrey, Pos. 13							
3	08:52:53	31.245	243.79	38.826	32.718	1:42.789	22:53.332	1	08:49:34	33.130	240.53	40.224	33.120	1:46.474	19:34.711
4	08:54:41	34.818	239.47	40.300	32.832	1:47.950	24:41.282	2	08:51:19	31.917	243.24	40.027	32.774	1:44.718	21:19.429
5	-	31.313	241.61	39.452	-	-	-	3	08:53:03	31.452	240.53	39.958	32.561	1:43.971	23:03.400
N° 3, Cougnaud Alexandre, Pos. 2								4	08:54:46	31.426	243.79	39.231	32.645	1:43.302	24:46.702
1	08:48:54	32.321	240.53	40.011	33.160	1:45.492	18:54.833	5	08:56:29	31.592	248.28	39.144	32.645	1:43.381	26:30.083
2	08:50:38	31.655	244.34	39.348	32.651	1:43.654	20:38.487	N° 10, Monti Romain, Pos. 10							
3	08:52:21	31.298	242.7	39.145	32.542	1:42.985	22:21.472	1	08:49:50	33.843	237.36	40.857	33.578	1:48.278	19:50.926
4	08:54:03	31.179	244.9	39.038	32.383	1:42.600	24:04.072	2	08:51:35	31.926	243.79	39.583	32.887	1:44.396	21:35.322
5	08:55:46	31.191	244.9	39.035	32.893	1:43.119	25:47.191	3	08:53:18	31.466	241.07	39.213	32.867	1:43.546	23:18.868
N° 4, Botteman Sacha, Pos. 14								4	08:55:01	31.448	240.53	39.086	32.704	1:43.238	25:02.106
1	08:48:45	32.336	230.77	39.821	33.151	1:45.308	18:46.124	N° 11, Lindland Roar, Pos. 15							
2	08:50:29	31.754	238.94	39.240	32.835	1:43.829	20:29.953	1	08:34:27	37.016	226.89	47.874	37.963	2:02.853	4:27.721
3	08:52:13	31.601	236.84	39.403	32.548	1:43.552	22:13.505	2	08:36:12	31.869	239.47	39.866	33.275	1:45.010	6:12.731
4	08:53:56	31.461	240.53	39.056	32.811	1:43.328	23:56.833	3	08:37:56	31.645	242.7	39.682	33.163	1:44.490	7:57.221
5	-	32.602	243.24	44.563	-	-	-	4	08:39:40	31.456	240	39.560	32.784	1:43.800	9:41.021
N° 5, Martins Lonni, Pos. 11								5	08:41:36	33.772	172.25	46.589	34.959	1:55.320	11:36.341
1	08:49:15	32.172	237.36	40.722	33.001	1:45.895	19:15.279	6	08:43:58	31.625	242.15	39.733	1:10.89	Pit In	13:58.592
2	08:50:58	31.658	240	39.641	32.591	1:43.890	20:59.169	N° 13, Gaidai Oleksander, Pos. 16							
3	08:52:42	31.906	240	39.362	32.578	1:43.846	22:43.015	1	08:34:53	38.436	169.81	48.519	38.515	2:05.470	4:53.385
4	08:54:26	31.415	243.24	39.168	32.673	1:43.256	24:26.271	2	08:36:50	32.347	238.41	49.835	34.776	1:56.958	6:50.343
5	08:56:09	31.350	236.84	39.243	32.865	1:43.458	26:09.729	3	08:38:35	32.048	230.77	40.072	32.872	1:44.992	8:35.335
N° 6, Armindo Nicolas, Pos. 9								4	08:40:20	31.995	241.07	39.934	33.063	1:44.992	10:20.327
1	08:49:30	32.265	237.36	40.379	33.323	1:45.967	19:30.644	5	08:42:03	31.649	236.84	39.634	32.610	1:43.893	12:04.220
2	08:51:15	31.671	244.9	40.218	32.786	1:44.675	21:15.319	6	08:43:48	31.804	238.41	39.652	32.789	1:44.245	13:48.465
3	08:52:58	31.543	240.53	39.469	32.771	1:43.783	22:59.102	7	08:45:32	31.550	236.32	39.564	32.734	1:43.848	15:32.313
4	08:54:42	31.428	241.61	39.269	32.685	1:43.382	24:42.484	8	-	40.013	121.9	1:02.71	-	-	-
5	08:56:25	31.336	239.47	39.124	32.670	1:43.130	26:25.614	N° 07, Lepesqueux Antoine, Pos. 19							
N° 07, Lepesqueux Antoine, Pos. 19								1	08:49:00	32.963	233.77	40.970	33.771	1:47.704	19:00.376
1	08:49:00	32.963	233.77	40.970	33.771	1:47.704	19:00.376	2	08:50:45	32.478	237.89	39.964	33.016	1:45.458	20:45.834
2	08:50:45	32.478	237.89	39.964	33.016	1:45.458	20:45.834	3	08:52:29	31.821	241.07	39.624	32.730	1:44.175	22:30.009
3	08:52:29	31.821	241.07	39.624	32.730	1:44.175	22:30.009								

GT TOUR FFSA 2014

5 au 7 Septembre



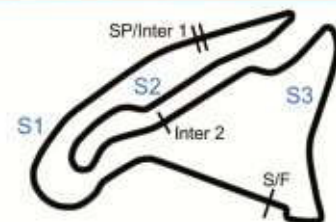
Porsche Carrera Cup France
Essais Qualificatifs 2

Circuit de Nevers Magny-Cours (4.411 km)
Tour par tour

NT	Heure	S1	SP	S2	S3	Dern. Tr	Tps Total	NT	Heure	S1	SP	S2	S3	Dern. Tr	Tps Total
N° 13, Gaidai Oleksander, Pos. 16								7	08:45:21	32.083	245.45	40.304	33.569	1:45.956	15:21.649
5	08:42:03	31.649	236.84	39.634	32.610	1:43.893	12:04.220	8	-	35.877	191.83	43.340	-	-	-
6	08:43:48	31.804	238.41	39.652	32.789	1:44.245	13:48.465								
7	08:45:32	31.550	236.32	39.564	32.734	1:43.848	15:32.313	N° 55, Jaquillard Christian, Pos. 22							
8	-	40.013	121.9	1:02.71	-	-	-	1	08:35:57	-	217.3	44.545	35.986	2:34.615	5:57.521
N° 14, Antunes Jimmy, Pos. 6								2	08:37:46	33.685	236.32	41.273	34.105	1:49.063	7:46.584
1	08:49:31	32.465	239.47	40.383	33.172	1:46.020	19:31.836	3	08:39:34	32.791	240.53	41.213	33.746	1:47.750	9:34.334
2	08:51:17	31.655	241.61	41.654	33.001	1:46.310	21:18.146	4	08:41:20	32.350	234.27	40.785	33.612	1:46.747	11:21.081
3	08:53:01	31.355	240	39.308	32.600	1:43.263	23:01.409	5	08:43:07	32.334	241.07	40.753	33.842	1:46.929	13:08.010
4	08:54:43	31.268	240.53	39.004	32.548	1:42.820	24:44.229	6	08:44:52	31.937	244.9	40.046	33.154	1:45.137	14:53.147
5	-	31.190	242.7	38.790	-	-	-	7	08:46:38	31.866	241.61	40.252	33.487	1:45.605	16:38.752
N° 18, Palette Steven, Pos. 8								8	-	31.938	237.89	40.470	-	-	-
1	08:49:48	34.140	205.71	40.811	33.051	1:48.002	19:48.729	N° 56, Dillmann Tom, Pos. 3							
2	08:51:32	31.600	242.7	39.467	32.578	1:43.645	21:32.374	1	08:49:10	32.194	236.32	42.095	38.404	1:52.693	19:10.818
3	08:53:15	31.424	239.47	39.243	32.433	1:43.100	23:15.474	2	08:50:56	31.310	243.79	41.358	33.279	1:45.947	20:56.765
4	08:54:58	31.411	240	39.211	32.502	1:43.124	24:58.598	3	08:52:39	31.147	245.45	39.090	32.824	1:43.061	22:39.826
5	08:56:42	31.967	244.9	39.350	32.734	1:44.051	26:42.649	4	08:54:22	31.133	242.7	38.914	32.793	1:42.840	24:22.666
N° 24, Cattaneo Marc, Pos. 23								5	08:56:05	31.127	243.24	38.943	32.567	1:42.637	26:05.303
1	08:33:58	34.837	231.26	42.979	35.457	1:53.273	3:58.620	N° 76, Pasquali Laurent, Pos. 17							
2	08:35:46	32.975	235.81	40.892	34.204	1:48.071	5:46.691	1	08:33:46	32.679	237.89	40.323	32.886	1:45.888	3:46.788
3	08:37:33	32.313	236.32	40.424	33.960	1:46.697	7:33.388	2	08:35:32	32.183	235.81	40.661	32.848	1:45.692	5:32.480
4	08:39:19	32.134	240	40.167	34.010	1:46.311	9:19.699	3	08:37:16	31.991	237.89	39.695	32.626	1:44.312	7:16.792
5	08:41:04	31.922	239.47	39.997	33.480	1:45.399	11:05.098	4	08:39:00	31.723	238.41	39.575	32.598	1:43.896	9:00.688
6	08:42:50	31.865	236.84	40.052	33.777	1:45.694	12:50.792	5	08:40:44	31.828	240	39.891	32.717	1:44.436	10:45.124
7	08:44:36	31.999	240	40.315	33.719	1:46.033	14:36.825	6	08:42:29	32.647	233.77	39.800	32.632	1:45.079	12:30.203
8	08:46:22	32.097	242.7	40.236	33.356	1:45.689	16:22.514	7	-	31.815	240.53	39.819	-	-	-
9	-	36.486	175.9	46.099	-	-	-	N° 85, Marroc Nicolas, Pos. 7							
N° 26, Caumes Jacques, Pos. 24								1	08:49:33	32.626	233.77	40.092	33.117	1:45.835	19:33.368
1	08:34:31	36.930	212.6	46.615	37.217	2:00.762	4:31.741	2	08:51:20	31.642	240	43.270	32.867	1:47.779	21:21.147
2	08:36:26	34.708	229.79	43.390	36.620	1:54.718	6:26.459	3	08:53:04	31.529	244.34	39.363	32.710	1:43.602	23:04.749
3	08:38:23	35.248	227.85	43.401	38.805	1:57.454	8:23.913	4	08:54:47	31.232	249.42	39.350	32.380	1:42.962	24:47.711
4	08:40:22	35.418	230.28	43.905	39.234	1:58.557	10:22.470	5	08:56:30	31.271	247.71	39.329	32.695	1:43.295	26:31.006
5	08:42:18	35.072	232.76	43.733	37.465	1:56.270	12:18.740	N° 88, Ledogar Come, Pos. 1							
6	-	35.033	237.36	43.502	-	-	-	1	08:48:43	32.152	237.36	40.822	32.795	1:45.769	18:44.156
N° 44, Hamon Christophe, Pos. 21								2	08:50:27	31.466	239.47	39.415	32.656	1:43.537	20:27.693
1	08:34:20	33.818	237.36	52.574	42.374	2:08.766	4:21.085	3	08:52:09	31.256	243.79	38.861	32.289	1:42.406	22:10.099
2	08:36:07	32.570	241.61	40.501	33.336	1:46.407	6:07.492	4	08:53:52	31.223	237.36	39.056	32.342	1:42.621	23:52.720
3	08:37:59	31.854	246.04	42.376	37.897	1:52.127	7:59.619	5	08:55:45	31.149	237.36	38.772	42.837	Pit In	25:45.478
4	08:39:44	31.773	249.42	39.706	33.152	1:44.631	9:44.250								
5	08:41:50	51.988	241.61	40.108	34.028	2:06.124	11:50.374								
6	08:43:35	31.922	236.32	39.798	33.599	1:45.319	13:35.693								

GT TOUR FFSA 2014

5 au 7 Septembre



Porsche Carrera Cup France
Essais Qualificatifs 2

Circuit de Nevers Magny-Cours (4.411 km)
Tour par tour

NT	Heure	S1	SP	S2	S3	Dern. Tr	Tps Total	NT	Heure	S1	SP	S2	S3	Dern. Tr	Tps Total
N° 911, Lapierre Christophe , Pos. 20															
1	08:34:13	32.618	239.47	44.936	37.215	1:54.769	4:13.416								
2	08:35:57	31.939	238.94	39.924	32.925	1:44.788	5:58.204								
3	08:38:09	40.087	173.63	48.679	42.283	2:11.049	8:09.253								
4	08:39:53	31.768	241.61	39.641	33.087	1:44.496	9:53.749								
5	08:41:37	32.074	241.07	39.302	32.915	1:44.288	11:38.037								
6	08:43:34	35.263	159.76	45.602	35.520	1:56.385	13:34.422								
7	08:45:18	31.832	235.29	39.616	32.904	1:44.352	15:18.774								
8	-	44.029	129.96	49.038	-	-	-								