

CER 1
DIX MILLE TOURS
RACE (60')

Provisional Classification

Drivers	Team	Vehicle	Class	Laps	Total Time	Gap	Avg Kph	Best Lap	Avg Kph	
1 73 Rold GOETHE/Stuart HALL		LOLA / T70 Mk III B / 1969	PR1	24	1:00:59.940	-	136.7	15	2:07.850	163.1
2 32 Sandy WATSON/Martin O'CONNELL		CHEVRON / B 8 BMW / 1968	PR1	24	1:01:03.640	+3.700	136.6	22	2:12.603	157.2
3 33 Richard MILLE/Yvan MAHE		LOLA / T70 Mk III B / 1970	PR1	24	1:01:16.435	+16.495	136.1	17	2:07.511	163.5
4 44 David FERRER		LOLA / T70 Mk III / 1968	PR1	24	1:01:32.651	+32.711	135.5	6	2:08.416	162.3
5 8 Marc DEVIS		LOLA / T70 Mk III / 1967	PR1	24	1:02:06.238	+1:06.298	134.3	6	2:09.679	160.8
6 84 Serge KRIKNOFF		LOLA / T212 FVC / 1971	PR1	24	1:02:09.161	+1:09.221	134.2	14	2:10.621	159.6
7 102 Frank JACOB		LOLA / T 210 FVC / 1970	PR1	24	1:02:10.888	+1:10.948	134.1	12	2:16.386	152.9
8 1 Philipp BRUEHWILER		CHEVRON / BB FVC / 1968	PR1	24	1:02:18.391	+1:18.451	133.8	12	2:13.398	156.3
9 91 Dion KREMER/Gabriel KREMER		ELVA / Mk B / 1964	PR1	24	1:02:35.039	+1:35.099	133.2	23	2:16.584	152.6
10 63 Frank MEINERS/Emanuele PIRRO		CHEVRON / B16 FVC / 1970	PR1	24	1:02:38.265	+1:38.325	133.1	23	2:11.444	158.6
11 65 MAVERICK		CHEVROLET / Corvette C3 / 1971	GT1	24	1:03:11.373	+2:11.433	132.0	6	2:18.393	150.6
12 30 Anthony SCHRAUWEN		LOTUS / 30 / 1964	PR1	24	1:03:17.580	+2:17.640	131.8	18	2:18.933	150.1
13 22 Christophe GADALS/Romain BELLETESTE		CHEVRON / B19 FVC / 1971	PR1	24	1:03:18.014	+2:18.074	131.7	20	2:17.490	151.6
14 96 Juan ORJUJELA/Santiago ORJUJELA		PORSCHE / 911 RSR 3L / 1974	GT1	23	1:01:00.730	1 Lap	131.0	15	2:19.547	149.4
15 82 Michel LECOURT/Raymond NARAC		PORSCHE / 911 RSR 3L / 1974	GT1	23	1:01:19.115	1 Lap	130.3	12	2:18.729	150.3
16 66 Didier DENAT/Marc de SIEBENTHAL		PORSCHE / 911 RSR 3L / 1974	GT1	23	1:01:19.601	1 Lap	130.3	13	2:20.188	148.7
17 97 Emmanuel BRIGAND		CHEVROLET / Corvette C3 / 1971	GT1	23	1:01:19.710	1 Lap	130.3	14	2:21.502	147.3
18 20 Christian DUMOLIN/Christophe VAN RIET		FORD / GT 40 / 1965	GT1	23	1:01:37.718	1 Lap	129.7	6	2:16.150	153.1
19 42 Erik MARIS		ALFA ROMEO / T 33 TT / 1971	PR1	23	1:01:51.541	1 Lap	129.2	19	2:16.909	152.3
20 86 Steven READ/Giovanni LAVAGGI		FERRARI / 512 M / 1971	PR1	23	1:01:51.607	1 Lap	129.2	24	2:08.552	162.2
21 62 Claudio RODDARO/G�rard LARROUSSE		PORSCHE / 911 RSR 2,8 / 1973	GT1	23	1:02:21.522	1 Lap	128.2	18	2:24.472	144.3
22 46 Nicolas DOQUIN/Michel GHIO		CROSSLE / 9 S / 1966	PR1	23	1:02:26.013	1 Lap	128.0	6	2:21.407	147.4
23 15 John EMBERSON/William WYKEHAM		CHEVRON / BB BMW / 1969	PR1	23	1:02:36.863	1 Lap	127.6	23	2:20.620	148.3
24 76 Hans-Joerg HUBNER/J�rgen BARTH		PORSCHE / 911 RSR 3L / 1974	GT1	23	1:02:46.200	1 Lap	127.3	16	2:20.952	147.9
25 17 Jean BRANDENBURG/Jean-Luc GEORGE		CHEVRON / BB BMW / 1969	PR1	23	1:02:50.846	1 Lap	127.2	6	2:22.542	146.3
26 40 Tim SUMMERS/Nigel GREENSALL		FERRARI / Daytona GR4 / 1970	GT1	23	1:03:07.214	1 Lap	126.6	18	2:23.146	145.6
27 16 Xavier GALANT/Vincent NEURRISSE		CHEVRON / B16 FVC / 1970	PR1	23	1:03:13.525	1 Lap	126.4	23	2:26.548	142.3
28 89 S�bastien MARGOT		CHEVROLET / Corvette C3 / 1969	GT1	23	1:03:25.934	1 Lap	126.0	12	2:27.951	140.9
29 64 Stephane SABATES		CHEVROLET / Corvette C3 / 1973	GT1	23	1:03:26.648	1 Lap	126.0	11	2:27.323	141.4
30 23 Charles RUPP/Philippe PEAUGER		PORSCHE / 911 RS 3,0 / 1974	GT1	23	1:03:27.330	1 Lap	125.9	6	2:26.718	142.1
31 34 Fran�ois DEGAND/Sébastien BOUCET		PORSCHE / 911 RSR 2,8 / 1973	GT1	22	1:01:41.153	2 Laps	123.9	2	2:28.436	140.4
32 29 Xavier GALANT/Vincent NEURRISSE		FORD / GT 40 / 1967	GT1	22	1:02:17.235	2 Laps	122.7	6	2:30.279	138.7
33 55 Amaury LATHAM/Christian BAUD		FERRARI / Daytona GR4 / 1971	GT1	22	1:02:35.353	2 Laps	122.1	12	2:31.061	138.0
34 38 Robert FINK		PORSCHE / 908/2 / 1969	PR1	22	1:02:42.071	2 Laps	121.9	2	2:24.856	143.9
35 43 Jean-Marie BELLETESTE/Pierre AVIRON-VIOLET		CHEVRON / BB FVC / 1968	PR1	22	1:02:52.701	2 Laps	121.6	21	2:30.592	138.4
36 81 Michael ROOCK		PORSCHE / 911 TR / 1968	GT1	21	1:01:01.348	3 Laps	119.6	2	2:37.232	132.6
37 5 Jean-Pierre GRAVE		PORSCHE / 911 RSR 3L / 1974	GT1	21	1:01:07.727	3 Laps	119.4	16	2:25.323	143.5
38 47 Jacques ROUCOLLE/Joseph ZAGO		CHEVRON / B16 FVC / 1970	PR1	21	1:01:36.698	3 Laps	118.4	6	2:22.386	146.4
39 28 Felix LEBOVICH		PORSCHE / 911 RSR 3L / 1974	GT1	21	1:02:16.572	3 Laps	117.2	15	2:42.641	128.2
40 54 Hugo MEZARD/Cedric MEZARD		CHEVRON / B16 FVC / 1969	PR1	19	1:01:23.401	5 Laps	107.5	17	2:21.975	146.8

Not classified:

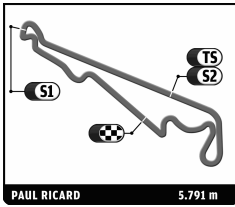
71 Marc DONCIEUX		FORD / GT 40 / 1966	PR1	17	50:01.532			6	2:23.695	145.1
4 Christian BOURIEZ/Georges-Edouard ALTIERI		PORSCHE / 911 RS 2,7 / 1973	GT1	15	44:07.320			6	2:33.126	136.1
39 John AVILL/Ross HYETT		CHEVRON / BB BMW / 1966	PR1	15	45:49.264			6	2:22.558	146.2
41 Thomas STUDER		McLaren / M6 GT / 1969	PR1	15	49:49.719			12	2:19.749	149.2
12 Claude NAHUM/Bernard THUNER		FORD / GT40 / 1968	GT1	11	32:42.657			6	2:17.271	151.9
70 Pierre-Alain FRANCE		LOLA / T70 Mk III B / 1969	PR1	8	27:53.374			3	2:17.724	151.4
87 Peter READ/Bobby VERDON-ROE		FERRARI / 512 S / 1970	PR1	6	15:54.056			2	2:06.852	164.3
98 Eric de DONCKER		LOLA / T70 Mk III B / 1969	PR1	1	2:14.245					
69 MR JOHN OF B		LIGIER / JS 3 DFV / 1971	PR1	1	2:15.661					

Not started

37 Eric PEROU		CHEVRON / BB BMW / 1968	PR1							
48 Peter V�GELE		PORSCHE / 908/3 / 1969	PR1							
75 Ralf HUBER GUTIERREZ		CHEVROLET / Corvette C3 / 1968	GT1							
99 Carlos MONTEVERDE/Gary PEARSON		LOLA / T70 Mk III B / 1969	PR1							

Pole Position		P. READ		2:06.178	165.2 Kph
Fastest Lap	Lap 2	Peter READ		2:06.852	164.3 Kph

1 LAP PEN. CAR 86 - DOUBLE CHECKERED FLAG (DEC. 3)
 2 LAPS PEN. CARS 97 & 65 - TECHNICAL NON CONFORMITY (DEC. 8 AND 9) - SUSPENDED
 45 SEC. TIME PEN. CAR 42 - OVERTAKING UNDER SAFETY CAR
 1 LAP PEN. CAR 5 & 38 - LIGNES VOLEES AU DEPART



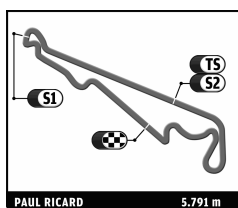
CER 1
DIX MILLE TOURS
RACE (60')
Provisional Classification

Drivers	Team	Vehicle	Class	Laps	Total Time	Gap	Avg		Best Lap		Avg
							Kph	Lap	Time	Kph	

Published at:

Track Status: **DRY**

Race Director:	Timekeeper:
-----------------------	--------------------



CER 2
DIX MILLE TOURS
RACE (60')
Provisional Classification

Drivers	Team	Vehicle	Class	Laps	Total Time	Gap	Avg Kph	Best Lap	Avg Kph
1 50 Dominique GUENAT		LOLA / T286-HU10 DFV / 1979	PR2	29	1:01:15.475	-	164.5	7 2:02.289	170.5
2 17 Patrice LAFARGUE		LOLA / T298 BMW / 1979	PR2	29	1:01:23.552	+8.077	164.1	5 2:01.987	170.9
3 100 Paul KNAPFIELD/Jamie CAMPBELL-WALTER		MARCH / 765 DFV / 1976	PR2	29	1:01:26.992	+11.517	164.0	29 2:00.488	173.0
4 96 Doug HART		MARCH / 755 BDG / 1975	PR2	29	1:02:43.610	+1:28.135	160.6	22 2:04.792	167.1
5 22 Russell BÜSST/Greg CATON		CHEVRON / B 31 BDG / 1975	PR2	29	1:02:58.566	+1:43.091	160.0	25 2:04.683	167.2
6 31 Carlos BARBOT		LOLA / T280-HU3 DFV / 1972	PR2	29	1:03:09.725	+1:54.250	159.5	7 2:04.959	166.8
7 6 Guillaume MAHE		CHEVRON / B 21 BDG / 1972	PR2	28	1:01:18.895	1 Lap	158.7	4 2:06.009	165.4
8 45 Sandy WATSON/Martin O'CONNELL		CHEVRON / B 36 BDG / 1976	PR2	28	1:01:26.342	1 Lap	158.4	10 2:03.049	169.4
9 52 Yves SCEMAMA		SAUBER / C5 BMW / 1976	PR2	28	1:01:50.097	1 Lap	157.3	9 2:06.453	164.9
10 85 Tony SINCLAIR/Mike CATLOW		LOLA / T292 BMW / 1973	PR2	28	1:02:16.734	1 Lap	156.2	12 2:06.461	164.9
11 9 Jean-Marc MERLIN		PORSCHE / 935 K3 / 1977	GT2	28	1:02:44.163	1 Lap	155.1	17 2:08.967	161.7
12 59 Beat EGGIMANN		Cheelah / G 601 BDG / 1976	PR2	28	1:03:08.149	1 Lap	154.1	11 2:08.845	161.8
13 56 Robert SHAW		CHEVRON / B26 Hart / 1974	PR2	28	1:03:09.283	1 Lap	154.0	23 2:08.744	161.9
14 36 Stephan MEYERS/Marc de SIEBENTHAL		PORSCHE / 935 / 1978	GT2	28	1:04:30.830	1 Lap	150.8	3 2:08.718	162.0
15 44 David FERRER		FERRARI / 512 BB LM / 1979	GT2	27	1:02:11.084	2 Laps	150.9	11 2:10.122	160.2
16 27 Bertrand PENLAE		CHEVRON / B 36 BMW / 1976	PR2	27	1:02:44.989	2 Laps	149.5	22 2:12.737	157.1
17 39 Louis ZURSTRASSEN		LOLA / T292 BDG / 1973	PR2	27	1:02:58.017	2 Laps	149.0	21 2:09.700	160.7
18 76 Mike SMITH/Frank LYONS		CHEVRON / B 31 BDG / 1975	PR2	26	1:01:26.711	3 Laps	147.0	13 2:05.409	166.2
19 15 Michel BAUDOIN		LOLA / T 294 FVC / 1974	PR2	26	1:01:26.750	3 Laps	147.0	6 2:15.256	154.1
20 51 Gianluca RATAZZI		LOLA / T290 BDG / 1972	PR2	26	1:02:02.147	3 Laps	145.6	23 2:15.843	153.5
21 70 Robert BOOS		BMW / M1 Procar / 1979	GT2	26	1:02:34.434	3 Laps	144.4	17 2:18.503	150.5
22 41 Lionel CATALA		PORSCHE / 911 RSR 3L / 1975	GT2	26	1:02:50.052	3 Laps	143.8	18 2:19.402	149.6
23 72 Erik MARIS/Sebastien CRUBILE		PORSCHE / 935 / 1979	GT2	25	1:02:33.515	4 Laps	138.9	11 2:14.672	154.8
24 28 Jean BUSSOLINI/Julien BUSSOLINI		PORSCHE / 911 3L GR.IV / 1979	GT2	25	1:03:45.691	4 Laps	136.2	16 2:23.878	144.9
Not classified:									
69 MR JOHN OF B		LIGIER / JS 2 DFV / 1975	GT2	21	50:07.141			4 2:09.669	160.8
1 Frédéric DA ROCHA		LOLA / T298 BMW / 1979	PR2	12	27:26.338			4 2:04.263	167.8
82 Philipp BRUNN/Siggi BRUNN		TOJ / SC 206 / 1976	PR2	10	29:34.219			5 2:07.870	163.0
8 Philippe SCEMAMA		LOLA / T 290 DFV / 1972	PR2	7	14:33.257			5 2:01.941	171.0
26 Claude LE JEAN/Lucien ROSSIAUD		CHEVRON / B 36 BMW / 1976	PR2	4	16:21.926			2 2:23.728	145.0
25 Nicolas DIETEREN		PORSCHE / 935 K3 / 1979	GT2	3	7:05.171			2 2:09.646	160.8
42 Paul LAFARGUE		LOLA / T 298 BMW / 1979	PR2	1	2:27.214				
89 Alain PAGES		PORSCHE / 930 Turbo / 1978	GT2	1	2:58.021				
24 Manuel MONTEIRO/Emmanuel COLLARD		LOLA / T298 BMW / 1979	PR2						
Excluded									
94 Rold GOETHE/Stuart HALL		GULF / Mirage / 1974	PR2	4	8:49.727			2 2:04.210	167.8
Not started									
46 Christian BOURIEZ		FERRARI / 512 BB LM / 1980	GT2						
57 Neil PRIMROSE/Scott FITZGERALD		CHEVRON / B 21 BDG / 1972	PR2						
60 Christian TRABER/Marc DEVIS		PORSCHE / 935 / 1979	GT2						
63 Frank MEINERS/Emanuele PIRRO		ALFA / 33T12 / 1973	PR2						

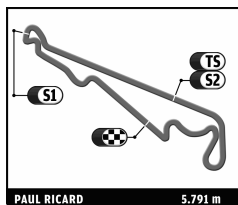
Pole Position		P. SCEMAMA	2:00.231	173.4 Kph
Fastest Lap	Lap 29	Jamie CAMPBELL-WALTER	2:00.488	173.0 Kph

1 TOUR DE PENALITE CAR 1 - 2 LIGNES VOLEES
1 LAP PENALTY CAR 39 - SPEEDING IN THE PIT LANE
CAR 94 EXCLUDED - REFUSED TO GO TO PARC FERME

Published at:

Track Status: **DRY**

Race Director:	Timekeeper:
-----------------------	--------------------



**GROUP C
DIX MILLE TOURS
RACE (60')**
Provisional Classification

Drivers	Team	Vehicle	Class	Laps	Total Time	Gap	Avg Kph	Best Lap	Avg Kph
1 111 Mike DONOVAN		SPICE SE88 - 1988	C2	28	1:01:24.623	-	158.4	28 1:56.229	179.4
2 27 Steve TANDY		NISSAN R90CK - 1991	C3	28	1:01:41.983	+17.360	157.7	24 1:55.366	180.7
3 25 Katsu KUBOTA/Joaquin FOLCH		NISSAN R90CK - 1990	C1	28	1:01:42.124	+17.501	157.7	28 1:54.923	181.4
4 17 Christophe D'ANSEMBOURG		PORSCHE 962 - 1990	C1	28	1:01:47.862	+23.239	157.4	27 1:58.441	176.0
5 3 Richard EYRE		JAGUAR XJ16 - 1991	C3	28	1:02:02.475	+37.852	156.8	16 1:57.023	178.1
6 31 Gareth EVANS/Kriton LENDOUDIS		MERCEDES C11 - 1989	C1	28	1:02:57.989	+1:33.366	154.5	12 1:57.062	178.1
7 29 Frank LYONS/Michael LYONS		GEBHARDT C91 - 92	C3	27	1:02:30.338	1 Lap	150.1	27 1:57.660	177.2
8 107 Thomas DOZIN		SPICE SE88C - 1988	C2	25	1:01:48.179	3 Laps	140.6	14 2:11.503	158.5

Not classified:

7 Manuel MONTEIRO		PORSCHE 962 - 1990	C1	17	41:54.678			15 1:56.979	178.2
53 Jean-Marc MERLIN		PORSCHE 962C -	C3	13	29:13.169			13 2:07.678	163.3
11 Henrik LINDBERG		LANCIA LC2 - 1999	C1	13	29:38.999			6 2:09.148	161.4
60 Eric RICKENBACHER		CHEETAH G606 - 1990	C1	3	6:57.777			3 2:14.481	155.0

Not started

69 MR JOHN OF B/DAVID FERRER

LANCIA LC2 - 1985

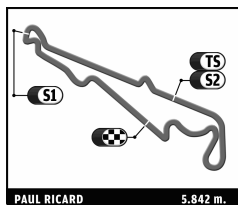
C1

Pole Position		K. KUBOTA	1:51.696	186.6 Kph
Fastest Lap	Lap 28	Joaquin FOLCH	1:54.923	181.4 Kph

Published at:

Track Status: **WET**

Race Director:	Timekeeper:
-----------------------	--------------------



HERITAGE TOURING CUP

DIX MILLE TOURS RACE (60')

Provisional Classification

Drivers	Team	Vehicle	Class	Laps	Total Time	Gap	Avg Kph	Best Lap	Avg Kph
1 47 Jean-Claude BASSO		BMW 3.0 CSL 1975	TC25	23	1:01:49.591	-	130.4	20 2:34.929	135.7
2 27 Richard POSTINS		ROVER TWR Vitesse 1983	TC40	23	1:01:52.762	+3.171	130.3	16 2:36.087	134.7
3 31 Philipp BRUNN/Siegfried BRUNN		BMW 635 CSI 1984	TC40	23	1:01:54.306	+4.715	130.2	13 2:35.601	135.2
4 37 Ivor DUNBAR		FORD Capri 2600 RS 1972	TC25	23	1:03:28.347	+1:38.756	127.0	10 2:38.154	133.0
5 5 Jean-Marc MERLIN/Richard DEPAGEUX		BMW 635 CSI 1983	TC40	23	1:03:50.437	+2:00.846	126.3	19 2:36.198	134.6
6 7 Eric BROUTIN/Benjamin de FORTIS		CHEVROLET Camaro Z 28 1967	TC15	23	1:03:55.695	+2:06.104	126.1	7 2:39.151	132.1
7 6 Benjamin PORON		BMW 320 1980	TC34	23	1:03:59.021	+2:09.430	126.0	13 2:40.304	131.2
8 17 Fabrice MESTROT/José DA ROCHA		FORD Escort 1600 RS 1972	TC24	23	1:04:11.585	+2:21.994	125.6	10 2:38.116	133.0
9 22 Andrew BEVERLEY		VOLVO 240 Turbo 1984	TC40	23	1:05:19.217	+3:29.626	123.4	10 2:40.710	130.9
10 9 Richard HOPE		BMW 635 CSI 1984	TC40	22	1:02:00.223	1 Lap	124.4	8 2:40.934	130.7
11 2 Simon MASON		BMW 528i 1982	TC40	22	1:03:24.122	1 Lap	121.6	2 2:44.643	127.7
12 38 Pierre MODAS/Frédéric BERCHON		FORD Mustang 1965	TC10	21	1:02:36.926	2 Laps	117.6	16 2:50.553	123.3
13 32 Amaury LATHAM/Christian BAUD		BMW 3.0 CSL 1973	TC25	21	1:03:07.258	2 Laps	116.6	17 2:50.635	123.3
14 41 Geoffroy PETER/Christophe BRUNHES		CHEVROLET Camaro Z 28 1970	T20	20	1:04:42.463	3 Laps	108.3	17 2:55.694	119.7
15 42 François LEVEQUE/Rémi GAMMAL		BMW 3.0 CSL 1970	TC25	20	1:05:00.034	3 Laps	107.9	7 3:01.783	115.7
16 15 David THOMAS		FORD Capri 3.0 Mk 3 1980	T40	13	1:04:21.815	10 Laps	70.8	10 2:55.528	119.8

Not classified:

69 David FERRER/ MR JOHN OF B		FORD Capri RS 3100 Cologne 1974	TC25	19	53:28.515			4 2:33.453	137.1
28 Adrian VINCENT/Stuart CRUDINGTON		BMW 2002 Alpina A45 1971	TC19	7	21:10.772			4 2:58.677	117.7
23 Laurent TIMONIER		BMW 3.0 CSL 1973	TC25	5	16:33.831			2 2:40.847	130.8
34 Michel MHITARIAN/Erik MARIS		BMW 3.0 CSL 1975	TC25	3	9:31.937			2 2:54.980	120.2

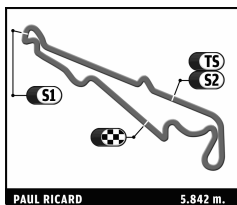
Pole Position	D. FERRER	2:31.430	138.9 Kph
Fastest Lap	Lap 4 David FERRER	2:33.453	137.1 Kph

1 MINUTE TIME PENALTY CARS 22 AND 69 - SPEEDING IN THE PIT LANE
1 MINUTE TIME PENALTY CAR 41 - PITSTOP TOO SHORT

Published at:

Track Status: **DRY**

Race Director:	Timekeeper:
-----------------------	--------------------

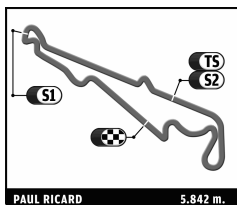


SIXTIES ENDURANCE

DIX MILLE TOURS RACE (120')

Final Classification

Drivers	Team	Vehicle	Class	Laps	Total Time	Gap	Avg Kph	Best Lap	Avg Kph
1 19 Michel LECOURT/Raymond NARAC		SHELBY / Cobra / 1964	GTS12	43	2:00:26.231	-	125.1	27 2:37.762	133.2
2 92 Tim SUMMERS/Nigel GREENSALL		AC / Cobra / 1964	GTS12	43	2:01:51.011	+1:24.780	123.7	41 2:35.499	135.2
3 80 Pierre-Alain FRANCE/Erwin FRANCE		SHELBY / Cobra / 1964	GTS12	43	2:02:31.011	+2:04.780	123.0	10 2:39.794	131.6
4 31 Charles FIRMENICH		SHELBY / Cobra / 1964	GTS12	43	2:02:43.139	+2:16.908	122.8	39 2:40.447	131.1
5 7 Hugo PAYEN/Tristan COUEDEL		JAGUAR / Type E / 1963	GTS12	42	2:00:26.635	1 Lap	122.2	42 2:39.253	132.1
6 85 Grant TROMANS/Richard MEADEN		LOTUS / Elan 26R / 1964	GTS10	42	2:00:31.489	1 Lap	122.1	25 2:40.798	130.8
7 67 Thomas STUDER		SHELBY / Mustang 350 GT / 1965	GTS12	42	2:01:21.002	1 Lap	121.3	4 2:41.280	130.4
8 48 Nicolas CHAMBON		SHELBY / Cobra 289 / 1962	GTS12	42	2:01:41.058	1 Lap	121.0	4 2:41.109	130.5
9 72 Claude NAHUM/Bernard THUNER		JAGUAR / Type E / 1962	GTS12	42	2:01:49.753	1 Lap	120.8	21 2:39.969	131.5
10 99 Carlos MONTEVERDE/Gary PEARSON		SHELBY / COBRA / 1965	GTS12	42	2:01:59.452	1 Lap	120.7	19 2:35.702	135.1
11 66 Dennis SINGLETON/David FRANKLIN		ASTON MARTIN / DB4 GT / 1961	GTS7	41	2:00:23.381	2 Laps	119.4	29 2:42.132	129.7
12 1 Dominique GUENAT/Yvan MAHE		SHELBY / Cobra 289 / 1965	GTS12	41	2:01:10.467	2 Laps	118.6	24 2:34.935	135.7
13 18 John EMBERSON/Bill WYKEHAM		MORGAN / SLR / 1963	GTS11	41	2:02:09.346	2 Laps	117.6	41 2:44.986	127.5
14 16 Damien KOHLER		PORSCHE / 911 2.0i / 1965	GTS11	41	2:02:13.535	2 Laps	117.6	9 2:48.895	124.5
15 10 Pascal PANDELAAR		PORSCHE / 911 2.0i / 1964	GTS11	41	2:02:30.037	2 Laps	117.3	3 2:47.235	125.8
16 94 Georges VERQUIN		LOTUS / Elan 268 Superstar / 1964	GTS10	41	2:02:38.254	2 Laps	117.2	16 2:48.379	124.9
17 161 Santiago ORJUELA		PORSCHE / 911 2.0i / 1964	GTS11	41	2:02:55.259	2 Laps	116.9	5 2:48.195	125.0
18 2 Fabrice MESTROT/José DA ROCHA		JAGUAR / Type E / 1962	GTS12	41	2:02:58.845	2 Laps	116.9	17 2:46.031	126.7
19 20 Christian DUMOLIN/Christophe VAN RIET		FERRARI / 250 GT Berlinetta / 1962	GTS7	40	1:57:59.813	3 Laps	118.8	37 2:42.386	129.5
20 71 Mike HUMPHREYS/Ivor DUNBAR		LOTUS / Elan 268 Superstar / 1964	GTS10	40	2:00:23.261	3 Laps	116.5	5 2:46.338	126.4
21 112 Alexis de BEAUMONT/Wolfgang KAUFMANN		JAGUAR / Type E / 1962	GTS12	40	2:00:30.878	3 Laps	116.3	27 2:48.841	124.6
22 30 Didier DENAT		PORSCHE / 911 2L / 1965	GTS11	40	2:02:03.035	3 Laps	114.9	2 2:52.263	122.1
23 68 Jeremy GARAMOND/Julien LEMEILLE		AUSTIN HEALEY / 3000 Mk 1 / 1960	GTS7	40	2:02:32.289	3 Laps	114.4	36 2:52.179	122.1
24 90 François ELOY/Eric PEROU		AUSTIN HEALEY / 3000 / 1959	GTS7	40	2:02:38.375	3 Laps	114.3	40 2:47.221	125.8
25 21 Norman NATO/Andrea FRIGERIO		ALFA ROMEO / GILERA Sprint GTA / 1965	TC8	39	2:00:22.643	4 Laps	113.6	13 2:46.572	126.3
26 34 Michael BURTT/Steve MONK		PORSCHE / 911 2.0i / 1965	GTS11	39	2:00:25.016	4 Laps	113.5	19 2:53.042	121.5
27 89 Serge LIBENS		AUSTIN HEALEY / 3000 Mk 2 / 1965	GTS7	39	2:01:21.913	4 Laps	112.6	23 2:54.625	120.4
28 5 Eric MARTIN/Pierre PINELLI		PORSCHE / 911 2.0i / 1965	GTS11	39	2:01:32.377	4 Laps	112.5	39 2:55.077	120.1
29 4 Conrad ULRICH/Conrad ULRICH		ALFA ROMEO / 1600 GTA / 1965	TC8	39	2:02:09.379	4 Laps	111.9	39 2:54.533	120.5
40 49 Bill STEPHENS/Wil STEPHENS		PORSCHE / 356 SC / 1965	GTS10	39	2:03:09.308	4 Laps	111.0	17 2:54.604	120.5
31 73 Guillaume LUCOT/Pierre BUFFET		MG / B / 1965	GTS11	38	2:00:23.210	5 Laps	110.6	12 2:55.448	119.9
32 57 Grégory NOBLET/Adrian STOOP		ALFA ROMEO / 1600 GTA / 1965	TC8	38	2:00:27.623	5 Laps	110.6	19 2:54.275	120.7
33 97 Alain RÜEDE		CHEVROLET / Corvette C1 / 1960	GTS7	38	2:01:04.201	5 Laps	110.0	37 2:55.082	120.1
34 37 Olivier MAZOYER		MG / A / 1959	GTS5	38	2:01:31.257	5 Laps	109.6	34 2:58.359	117.9
35 78 Mark RACHET		TRIUMPH / TR4 / 1962	GTS11	38	2:02:06.040	5 Laps	109.1	14 2:58.300	118.0
36 38 Jean GODET/Nicolas BERTHY		MG / B / 1965	GTS11	38	2:02:08.129	5 Laps	109.1	27 2:59.747	117.0
37 26 Claude LE JEAN/Jean RIVET FUSIL		PORSCHE / 911 2.0i / 1965	GTS11	38	2:02:30.251	5 Laps	108.7	14 2:59.767	117.0
38 6 MOZ/Olivier HUCHER		MG / B / 1963	GTS11	38	2:03:11.333	5 Laps	108.1	11 2:57.933	118.2
39 59 William GELY/Christian GODARD		JAGUAR / Type E / 1964	GTS12	37	2:00:26.301	6 Laps	107.7	30 2:59.910	116.9
40 64 Franck MASSIMI/Jean-Yves GRANDIDIER		AUSTIN HEALEY / 100 M / 1956	GTS7	37	2:00:33.470	6 Laps	107.6	36 2:58.540	117.8
41 82 Xavier GALANT/Vincent NEURRISSE		SHELBY / Cobra / 1963	GTS12	37	2:01:49.864	6 Laps	106.5	10 2:41.185	130.5
42 14 Jan GIJZEN/Anthony SCHRAUWEN		LOTUS / Elite / 1958	GTS4	37	2:01:55.840	6 Laps	106.4	15 3:04.998	113.7
43 121 Glynn ALLEN/Tim STAMPER		ASTON MARTIN / DB2 Lightweight / 1951	GTS2	36	2:01:42.622	7 Laps	103.7	11 2:58.504	117.8
44 83 Vincent LE BESNE/Jean-Pierre MAINGAULT		MG / B / 1962	GTS11	36	2:02:03.009	7 Laps	103.4	10 3:01.051	116.2
45 74 Nicolas COMAR/Philippe RAMBEAUD		ALFA ROMEO / GILERA Sprint GTA / 1965	TC8	36	2:02:35.792	7 Laps	102.9	14 2:58.953	117.5
46 91 Alain OLLEVIER/Philippe ALGLAVE		AUSTIN HEALEY / 3000 Mk 1 / 1961	GTS7	36	2:03:00.614	7 Laps	102.6	4 3:05.591	113.3
47 25 Eric EVERARD/Christophe VAN RIET		SHELBY / Cobra 289 / 1963	GTS12	35	1:40:44.962	8 Laps	121.8	2 2:40.216	131.3
48 93 Kim GAYER		LOTUS / Elite / 1960	GTS4	35	2:00:23.725	8 Laps	101.9	19 3:06.967	112.5
49 51 Marc JULLY/Eric GOERTZ		PORSCHE / 356 / 1964	GTS10	35	2:00:30.858	8 Laps	101.8	14 3:08.784	111.4
50 84 Nicolas DOQUIN/Marc JULLY		PORSCHE / 356 / 1964	GTS10	35	2:01:36.923	8 Laps	100.9	20 3:07.925	111.9
51 109 Laurent GUIGNOT		TVR / Grantura / 1962	GTS10	35	2:02:35.931	8 Laps	100.1	25 3:14.890	107.9
52 50 Jean-Marie FABRE/Jean BERCHON		AUSTIN HEALEY / 100 M / 1956	GTS7	35	2:03:03.155	8 Laps	99.7	34 3:09.396	111.0
53 98 Stéphane GUYOT-SIONNEST/Emmanuel Schreder		JAGUAR / Type E / 1963	GTS12	35	2:03:22.873	8 Laps	99.4	34 2:53.379	121.3
54 23 Vincent TOURNEUR/Glen DUTHIE		PORSCHE / 356 A 1600 Speedster / 1954	GTS1	35	2:03:27.944	8 Laps	99.4	23 3:10.469	110.4
55 104 Alexandra SPADINI		JAGUAR / Type E / 1964	GTS12	34	2:02:02.317	9 Laps	97.7	32 3:02.687	115.1
56 39 Laurent DESPLACES/Jean-Luc BOIS		ASTON MARTIN / DB2 / 1950	GTS2	34	2:03:18.817	9 Laps	96.6	11 3:05.081	113.6
57 54 Eric MESTDAGH/Pierre Alain THIBAULT		LOTUS / 15 / 1959	TSRC4B	32	1:39:51.733	11 Laps	112.3	22 2:41.129	130.5
58 53 Ralf HUBER GUTIERREZ		SHELBY / Mustang 350 GT / 1966	GTS12	32	1:40:37.053	11 Laps	111.5	29 2:51.938	122.3
59 95 François MARBECK/Jean-Luc DURAND		LOTUS / Elite / 1961	GTS4	31	1:59:27.595	12 Laps	91.0	22 3:04.475	114.0
60 3 Christophe RICARD/Jean-Pierre MALCHER		ALFA ROMEO / 1600 GTA / 1965	TC8	30	1:36:33.836	13 Laps	108.9	4 2:53.176	121.4
61 70 Gabriel KREMER/Dion KREMER		MORGAN / +4 Super Sport / 1962	GTS11	30	2:03:15.008	13 Laps	85.3	9 2:51.232	122.8
Not classified:									
28 Jacky DANIEL/Nicola DESIMONE		PORSCHE / 911 2.0i / 1965	GTS11	29	1:41:13.552			16 2:56.778	119.0
58 Carlo VÖGELE/Yves VÖGELE		PORSCHE / 904 GTS / 1964	GTP11	28	1:22:59.609			17 2:39.442	131.9



SIXTIES ENDURANCE

DIX MILLE TOURS RACE (120')

Final Classification

Drivers	Team	Vehicle	Class	Laps	Total Time	Gap	Avg Kph	Best Lap	Avg Kph
151 Gilles COURAUDON/Maxime GRANSART		LOTUS / Elite / 1961	GTS4	28	1:32:03.598			5 2:59.781	117.0
79 Ivan VERCOUTERE/G�rard LOPEZ		LOTUS / 15 / 1959	TSRC4B	27	1:23:30.902			22 2:44.668	127.7
32 Daniel REINHARDT		JAGUAR / Type E / 1961	GTS7	25	1:34:26.844			6 2:45.912	126.8
8 Claude DEMOLE/Leonard VERNET		SHELBY / Cobra / 1965	GTS12	19	54:19.130			10 2:48.110	125.1
52 Dominique VANANTY/Olivier de SIEBENTHAL		PORSCHE / 911 / 1965	GTS11	18	59:30.677			7 2:55.156	120.1
22 Jean-Marc MERLIN/Franck AUGIS		JAGUAR / Type E / 1963	GTS12	15	42:08.368			3 2:45.530	127.1
100 Juan ORJUELA		PORSCHE / 911 2.0i / 1964	GTS11	7	23:12.645			5 2:49.216	124.3
60 Jean BUSSOLINI		PORSCHE / 904 GTS / 1964	GTP11	6	17:02.821			4 2:46.006	126.7
47 Eug�ne DELEPLANQUE		MG / B / 1965	GTS11	5	15:28.561			5 2:58.912	117.6
103 Siamak SIASSI/Wolfgang KAUFMANN		JAGUAR / XK120 / 1951	GTS2	2	14:29.671			5 2:48.313	125.0
65 Philippe SCEMAMA/Yves SCEMAMA		PORSCHE / 911 2.0i / 1965	GTS11						
Not started									
33 Fabrice LHERITIER/Fr�d�ric ROUVIER		JAGUAR / Type E / 1963	GTS12						
56 Vincent GLEYZE/Olivier MONOT		CHEVROLET / Corv�lle C1 / 1958	GTS7						
62 Jeff MOYES		PORSCHE / 356 A 1600 Speedster / 1958	GTS5						

Pole Position	C. MONTEVERDE	2:34.163	136.4 Kph
Fastest Lap	Lap 24 Dominique GUENAT	2:34.935	135.7 Kph

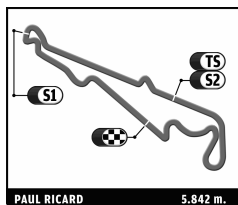
1 MIN. PEN. CARS 2 AND 10-WRONG PIT STOP
 3 LAPS PEN. CARS 82 AND 95-WRONG PIT STOP
 2 LAPS PEN. CAR 98-WRONG PIT STOP
 2 LAPS PEN. CAR 82-STEWARDS DECISION 1 (TECHNICAL NON CONFORMITY)
 3 LAPS PEN. CAR 103-STEWARDS DECISION 2 (TECHNICAL NON CONFORMITY)

Published at:

Track Status: **DRY**

Stewards:

Timekeeper:



TROFEO NASTRO ROSSO

DIX MILLE TOURS

RACE 1 (45')

Provisional Classification

PAUL RICARD 5.842 m.

Drivers	Team	Vehicle	Class	Laps	Total Time	Gap	Avg Kph	Best Lap	Avg Kph
1 99 Carlos MONTEVERDE/Gary PEARSON		FERRARI / 250 LM / 1964	Dis	18	47:06.082	-	134.0	6 2:34.257	136.3
2 78 Michael ERLICH		BIZZARRINI / 5300 GT / 1965	Dis	18	47:26.686	+20.604	133.0	6 2:36.355	134.5
3 56 Conrad ULRICH		FERRARI / 250 GT Berlinetta / 1962	Dis	17	47:26.319	1 Lap	125.6	14 2:43.941	128.3
4 9 Yves VÖGELE		ALFA ROMEO / GIULIA TZ / 1964	Dis	17	47:44.773	1 Lap	124.8	6 2:45.820	126.8
5 32 Stanislas de SADELEER		BIZZARRINI / 5300 GT / 1965	Dis	17	47:46.792	1 Lap	124.7	13 2:42.103	129.7
6 62 Marcus LINDKVIST		FERRARI / 250 GT Berlinetta / 1961	Dis	17	47:51.133	1 Lap	124.5	16 2:44.977	127.5
7 20 Christian DUMOLIN/Christophe VAN RIET		FERRARI / 250 GT Berlinetta / 1962	Dis	17	48:18.450	1 Lap	123.4	4 2:46.951	126.0
8 36 Ivor DUNBAR/Mike HUMPHREYS		FERRARI / 275 GTB/C / 1966	Dis	17	48:35.192	1 Lap	122.6	16 2:49.006	124.4
9 38 Lucien GUITTENY		ALFA ROMEO / TZ 1 / 1965	Dis	17	48:42.816	1 Lap	122.3	6 2:49.636	124.0
10 49 Egon HOFER		COOPER / Monaco / 1959	Dis	17	48:56.891	1 Lap	121.7	11 2:47.443	125.6
11 19 Laurent DESPLACES/Jean-Luc BOIS		FERRARI / 275 GTB / 1966	Dis	17	49:29.262	1 Lap	120.4	7 2:50.302	123.5
12 66 Dennis SINGLETON/David FRANKLIN		FERRARI / 275 GTB / 1965	Dis	17	49:33.537	1 Lap	120.2	2 2:51.104	122.9
13 47 Jean-Jacques BALLY		FERRARI / 250 GT Berlinetta / 1961	Dis	17	50:26.011	1 Lap	118.2	7 2:52.539	121.9
14 12 Peter VÖGELE		PORSCHE / 356 B GTL Carrera Abarth / 1960	Dru	16	48:50.472	2 Laps	114.8	9 3:00.124	116.8
15 10 Jean-Pierre GRAVE/Tiziano CARUGATI		ALFA ROMEO / TZ 1 / 1964	Dis	16	49:22.897	2 Laps	113.6	4 2:51.066	122.9
16 68 Philippe GERTSCH		ABARTH SIMCA / 1300 / 1963	Dis	16	50:09.432	2 Laps	111.8	11 3:04.034	114.3
17 29 Xavier GALANT/Vincent NEURRISE		ALFA ROMEO / Giulia SS / 1964	Dru	15	47:31.413	3 Laps	110.6	8 3:07.648	112.1
18 3 Laurent LEVAUX/Eric JAMAR		FERRARI / 275 GTB / 1965	Dis	14	47:12.566	4 Laps	103.9	6 3:07.343	112.3
19 8 Erich TRABER/Christian TRABER		FERRARI / 250 GT Europa / 1954	Dru	13	48:19.675	5 Laps	94.3	2 3:38.358	96.3

Not classified:

87 Dominique VANANTY/Olivier de SIEBENTHAL		ISO GRIFO / A3C / 1964	Dis	9	25:15.702			3 2:37.395	133.6
61 Gilles GUICHET		ABARTH SIMCA / 1300 / 1962	Dis	9	29:01.053			4 2:54.458	120.6
41 Jan GIJZEN		FERRARI / 275 GTB 4 / 1966	Dis	8	22:48.399			6 2:46.161	126.6
50 Ben GILL		FERRARI / 250 GT Berlinetta / 1960	Dis	7	20:16.653			7 2:49.994	123.7
37 Jean BRANDENBURG/Jean-Luc GEORGE		BIZZARRINI / 5300 GT / 1965	Dis	2	12:23.123				

Not started

6 Carlo VÖGELE		MASERATI / 300 S / 1955	Dru						
51 Antoine BLASCO/Gilles AGAUD		OSCA / S 1500 TN / 1957	Dru						

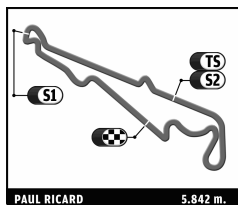
Pole Position		C. MONTEVERDE	2:35.886	134.9 Kph
Fastest Lap	Lap 6	Carlos MONTEVERDE	2:34.257	136.3 Kph

30 SECONDS TIME PENALTY CAR 32 - TRACK LIMITS

Published at:

Track Status: **DRY**

Race Director:	Timekeeper:
-----------------------	--------------------



TROFEO NASTRO ROSSO

DIX MILLE TOURS

RACE 2 (45')

Provisional Classification

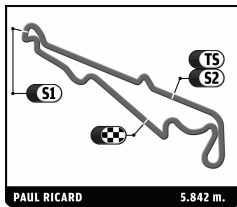
Drivers	Team	Vehicle	Class	Laps	Total Time	Gap	Avg Kph	Best Lap	Avg Kph
1 78 Michael ERLICH		BIZZARRINI / 5300 GT / 1965	Dis	17	44:48.043	-	133.0	2 2:36.034	134.8
2 87 Dominique VANANTY/Olivier de SIEBENTHAL		ISO GRIFO / A3C / 1964	Dis	17	45:56.029	+1:07.986	129.7	5 2:40.381	131.1
3 37 Jean BRANDENBURG/Jean-Luc GEORGE		BIZZARRINI / 5300 GT / 1965	Dis	17	46:35.149	+1:47.106	127.9	10 2:41.188	130.5
4 32 Stanislas de SADELEER		BIZZARRINI / 5300 GT / 1965	Dis	17	47:24.616	+2:36.573	125.7	4 2:43.089	129.0
5 62 Marcus LINDKVIST		FERRARI / 250 GT Berlinetta / 1961	Dis	17	47:30.207	+2:42.164	125.4	16 2:44.874	127.6
6 49 Egon HOFER		COOPER / Monaco / 1959	Dis	16	45:06.366	1 Lap	124.3	6 2:46.286	126.5
7 50 Ben GILL		FERRARI / 250 GT Berlinetta / 1960	Dis	16	45:32.765	1 Lap	123.1	4 2:48.115	125.1
8 36 Ivor DUNBAR/Mike HUMPHREYS		FERRARI / 275 GTB/C / 1966	Dis	16	45:43.698	1 Lap	122.6	10 2:47.792	125.3
9 56 Conrad ULRICH		FERRARI / 250 GT Berlinetta / 1962	Dis	16	45:49.968	1 Lap	122.4	4 2:47.565	125.5
10 47 Jean-Jacques BALLY		FERRARI / 250 GT Berlinetta / 1961	Dis	16	45:53.437	1 Lap	122.2	7 2:48.472	124.8
11 10 Jean-Pierre GRAVE/Tiziano CARUGATI		ALFA ROMEO / TZ 1 / 1964	Dis	16	46:07.374	1 Lap	121.6	5 2:50.506	123.3
12 66 Dennis SINGLETON/David FRANKLIN		FERRARI / 275 GTB / 1965	Dis	16	46:14.987	1 Lap	121.3	4 2:41.123	130.5
13 19 Laurent DESPLACES/Jean-Luc BOIS		FERRARI / 275 GTB / 1966	Dis	15	45:39.731	2 Laps	115.1	5 2:58.359	117.9
14 3 Laurent LEVAUX/Eric JAMAR		FERRARI / 275 GTB / 1965	Dis	15	46:43.425	2 Laps	112.5	15 2:59.180	117.4
15 29 Xavier GALANT/Vincent NEURRISE		ALFA ROMEO / Giulio SS / 1964	Dru	14	46:10.174	3 Laps	106.3	6 3:11.903	109.6
16 99 Carlos MONTEVERDE/Gary PEARSON		FERRARI / 250 LM / 1964	Dis	13	46:09.067	4 Laps	98.7	13 2:33.634	136.9
Not classified:									
8 Erich TRABER/Christian TRABER		FERRARI / 250 GT Europa / 1954	Dru	12	41:06.160			4 2:58.912	117.6
12 Peter VÖGELE		PORSCHE / 356 B GTL Carrera Abarth / 1960	Dis	10	30:06.081			7 2:58.579	117.8
61 Gilles GUICHET		ABARTH SIMCA / 1300 / 1962	Dis	8	24:11.363			2 2:55.004	120.2
20 Christian DUMOLIN/Christophe VAN RIET		FERRARI / 250 GT Berlinetta / 1962	Dis	5	14:11.583			2 2:48.018	125.2
68 Philippe GERTSCH		ABARTH SIMCA / 1300 / 1963	Dis	4	12:33.941			2 3:05.207	113.6
51 Antoine BLASCO/Gilles AGAUD		OSCA / S 1500 TN / 1957	Dru	3	12:22.052			2 3:17.300	106.6
9 Yves VÖGELE		ALFA ROMEO / GIULIA TZ / 1964	Dis	1	2:58.371				
Not started:									
6 Carlo VÖGELE		MASERATI / 300 S / 1955	Dru						
41 Jan GIJZEN		FERRARI / 275 GTB 4 / 1966	Dis						

Pole Position	C. MONTEVERDE	2:35.886	134.9 Kph
Fastest Lap	Lap 13 Carlos MONTEVERDE	2:33.634	136.9 Kph

Published at:

Track Status: **DRY**

Race Director:	Timekeeper:
-----------------------	--------------------



U2TC
DIX MILLE TOURS
RACE (60')
Provisional Classification

Drivers	Team	Vehicle	Class	Laps	Total Time	Gap	Avg Kph	Best Lap	Avg Kph	
1 1 Alex Furiani/Frank Stippler		ALFA ROMEO Giulia Sprint GTA 1965	C	22	1:01:58.716	-	124.4	16	2:42.938	129.1
2 100 Richard Shaw		BMW 1800 TISA 1965	D	22	1:02:16.080	+17.364	123.8	4	2:43.996	128.2
3 70 Dion Kremer		FORD Lotus Cortina 1965	C	22	1:02:35.215	+36.499	123.2	2	2:44.043	128.2
4 63 Grant Tromans/Richard Meaden		FORD Lotus Cortina Mk1 1963	C	22	1:02:47.025	+48.309	122.8	11	2:44.010	128.2
5 5 Carlos Monteverde/Gary Pearson		FORD Consul Cortina 1965	C	22	1:03:00.685	+1:01.969	122.4	5	2:45.326	127.2
6 91 Arne Berg		FORD Lotus Cortina Mk1 1963	C	22	1:03:07.486	+1:08.770	122.2	7	2:46.476	126.3
7 69 John Avill/Ross Hyett		FORD Lotus Cortina 1964	C	22	1:03:22.646	+1:23.930	121.7	7	2:46.294	126.5
8 161 Alan Letts/Geoffrey Letts		FORD Lotus Cortina 1965	C	22	1:03:28.454	+1:29.738	121.5	7	2:46.132	126.6
9 97 Damien Kohler		FORD Lotus Cortina 1964	C	22	1:04:13.203	+2:14.487	120.1	15	2:49.626	124.0
10 60 Daniella Ellerbrock		ALFA ROMEO Giulia Sprint GTA 1965	C	22	1:04:13.882	+2:15.166	120.1	15	2:49.017	124.4
11 2 Carlo Vögele/Yves Vögele		ALFA ROMEO Giulia Sprint GTA 1965	C	21	1:02:03.390	1 Lap	118.6	15	2:51.148	122.9
12 32 Laurent Levaux/Eric JAMAR		ALFA ROMEO Giulia Sprint 1965	C	21	1:03:12.371	1 Lap	116.5	7	2:54.688	120.4
13 51 Conrad Ulrich		ALFA ROMEO Giulia Sprint GTA 1965	C	21	1:03:33.714	1 Lap	115.8	19	2:52.172	122.2
14 73 Lucien Guittény/Maxime Bochet		ALFA ROMEO Giulia Sprint GTA 1965	C	21	1:04:50.797	1 Lap	113.5	16	2:54.970	120.2
15 35 Frederique De Vuyst		ALFA ROMEO GTA 1600 Junior 1966	C	20	1:02:29.521	2 Laps	112.2	12	2:59.811	117.0
16 12 Daniel Reinhardt		ALFA ROMEO Giulia Sprint GTA 1965	C	20	1:04:17.288	2 Laps	109.0	18	3:02.740	115.1
17 48 Richard Depagneux		FORD Lotus Cortina 1965	C	20	1:04:39.581	2 Laps	108.4	15	2:56.897	118.9
18 65 Eric Carron/Hervé Cohade		ALFA ROMEO Giulia Ti Super 1964	C	18	1:04:34.084	4 Laps	97.7	11	3:16.604	107.0
19 52 Neil Brown/Richard Dutton		FORD Cortina Lotus 1963	C	15	43:27.059	7 Laps	121.0	5	2:45.722	126.9

Not classified:

30 Eric Everard/Christophe Van Riet		ALFA ROMEO Giulia Sprint GTA 1966	C	10	31:22.767			7	2:53.926	120.9
66 Viggo Lund/Martin Strommen		FORD Lotus Cortina Mk1 1966	C	1	3:02.409					
95 Herluf Jensen		ALFA ROMEO Giulia Ti Super 1963	C	1	3:55.087					

Pole Position		A. Furiani	2:41.911	129.9 Kph
Fastest Lap	Lap 16	Frank Stippler	2:42.938	129.1 Kph

Published at:

Track Status: **DRY**

Race Director:	Timekeeper:
-----------------------	--------------------