

ADAC GT Masters

Result List Qualifying 2



Provisional

Hockenheim, Length: 4574 m

Air temperature: 20.9°C

Track temperature: 22.7°C

Weather condition: Dry

DMSB Reg. Nr.: 285/14
Deutscher Motor Sport Bund e.V.

Friday 3.10.2014 17:35

started : 24 classified : 24 not classified : 0

	Drivers	Team	Car	Lap	Best Time	Gap	Diff	Kph	Day Time
1	1 A.Wirth/D.Keilwitz	Callaway Competition	Corvette Z06.R GT3	5	1:39.475			165,5	17:43:57
2	18 T.Seiler(*G*)/A.Simonsen	Callaway Competition	Corvette Z06.R GT3	9	1:39.873	0.398	0.398	164,9	17:54:28
3	3 C.Engelhart/J.van Lagen	GW IT Racing Team Schütz Motors	Porsche 911 GT3 R	4	1:39.878	0.403	0.005	164,9	17:51:47
4	19 C.Hürtgen/D.Baumann	PIXUM Team Schubert	BMW Z4 GT3	7	1:39.889	0.414	0.011	164,8	18:00:54
5	2 P.Assenheimer/D.Alessi	Callaway Competition	Corvette Z06.R GT3	4	1:39.905	0.430	0.016	164,8	17:52:47
6	27 L.Stolz/M.Götz	H.T.P. Motorsport	Mercedes-Benz SLS AMG GT3	3	1:39.988	0.513	0.083	164,7	17:52:13
7	10 K.van der Linde/R.Rast	Prosperia C. Abt Racing	Audi R8 LMS ultra	4	1:40.027	0.552	0.039	164,6	17:48:53
8	33 C.Dupre/T.Schöffler	Dupre Motorsport Engineering	Audi R8 LMS ultra	4	1:40.063	0.588	0.036	164,6	17:55:40
9	23 M.Engel/J.Seyffarth	ROWE Racing	Mercedes-Benz SLS AMG GT3	3	1:40.165	0.690	0.102	164,4	17:50:56
10	8 R.Renauer/M.Ragginger	TONINO Team Herberth	Porsche 911 GT3 R	3	1:40.193	0.718	0.028	164,3	17:53:04
11	24 A.von Thum und Taxis/T.Enge	Reiter Engineering	Chevrolet Camaro GT	3	1:40.321	0.846	0.128	164,1	17:52:56
12	13 D.Jahn/S.Barth	RWT Racing Team	Corvette Z06.R GT3	4	1:40.364	0.889	0.043	164,1	17:48:36
13	7 H.Handlos(*G*)/A.Renauer	TONINO Team Herberth	Porsche 911 GT3 R	4	1:40.539	1.064	0.175	163,8	17:43:27
14	20 M.Sandritter/J.Klingmann	PIXUM Team Schubert	BMW Z4 GT3	5	1:40.557	1.082	0.018	163,8	17:45:56
15	16 P.Geipel/R.Frey	YACO Racing	Audi R8 LMS ultra	3	1:40.560	1.085	0.003	163,7	17:50:15
16	100 F.Stoll/D.Dobitsch	kfzteile24 APR Motorsport	Audi R8 LMS ultra	3	1:40.572	1.097	0.012	163,7	17:49:57
17	17 R.Lips(*G*)/L.Marionek	Callaway Competition	Corvette Z06.R GT3	6	1:40.575	1.100	0.003	163,7	17:46:31
18	6 S.Asch/P.Frommenwiler	Farnbacher Racing	Porsche 911 GT3 R	7	1:40.585	1.110	0.010	163,7	18:01:00
19	5 N.Morcom/R.Lukas	Farnbacher Racing	Porsche 911 GT3 R	4	1:40.679	1.204	0.094	163,6	17:44:08
20	22 N.Bastian/J.Alguersuari	ROWE Racing	Mercedes-Benz SLS AMG GT3	4	1:40.685	1.210	0.006	163,5	17:53:12
21	9 D.Jöst(*G*)/F.Scholze(*G*)	TONINO Team Herberth	Porsche 911 GT3 R	3	1:40.775	1.300	0.090	163,4	17:45:41
22	21 L.Ludwig/H.Schlegelmilch	BKK Mobil Oil Zakspeed	Mercedes-Benz SLS AMG GT3	5	1:40.883	1.408	0.108	163,2	17:51:18
23	14 F.Spengler/A.Parente	MRS GT-Racing	McLaren MP4-12C GT3	6	1:41.077	1.602	0.194	162,9	17:56:53
24	4 A.Wossos(*G*)/W.Nathan(*G*)	GW IT Racing Team Schütz Motors	Porsche 911 GT3 R	2	1:42.733	3.258	1.656	160,3	17:39:29

Following race director decision cancellation of the relevant lap time because tracklimits for car no. 20,18,

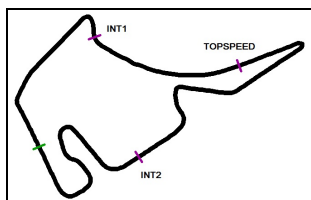
(*G*) marks the gentlemen driver

Subject to final scrutineering!

Publications Time:

Clerk of the course:

Time Keeping:



ADAC GT Masters

Lap analysis Qualifying 2

Provisional



Hockenheim, Length: 4574 m

Air temperature: 21.0°C

Track temperature: 22.7°C

Weather condition: Dry

DMSB Reg. Nr.: 285/14
Deutscher Motor Sport Bund e.V.

Friday 3.10.2014 17:35

Lap	Time	SE1	SP1	SE2	SP2	SE3	SP3	TSP	Lap	Time	SE1	SP1	SE2	SP2	SE3	SP3	TSP
1	Andreas Wirth, DEU/ Daniel Keilwitz, DEU								theoretical besttime: 1:39.401								
1	2:08.618	36.996	132	55.466	184	36.156	196	200	5	1:39.475	22.051	164	45.572	196	31.852	209	261
2	1:47.195	24.186	155	49.261	165	33.748	208	239	6	1:57.292	22.773	160	52.252	181	42.267		208
3	1:39.581	22.165	164	45.577	198	31.839	210	260	7	12:06.231	10:37.124	135	53.208	175	35.899	159	198
4	1:42.144	21.990	163	46.111	179	34.043	210	261									

2	Patrick Assenheimer, DEU/ Diego Alessi, ITA								theoretical besttime: 1:39.879								
1	7:13.813	5:26.623	116	1:05.037	146	42.153		138	6	1:48.241	22.447	163	45.573	196	40.221	205	263
2	7:12.194	5:47.315	145	47.738	193	37.141	203	257	7	1:40.271	22.166	162	45.573	198	32.532	206	262
3	1:40.978	22.513	158	46.012	197	32.453	204	261	8	1:41.188	22.187	162	45.881	197	33.120	205	262
4	1:39.905	22.153	164	45.485	197	32.267	206	262	9	1:40.125	22.178	162	45.706	197	32.241	206	262
5	1:53.594	22.342	164	51.732	145	39.520	204	262									

3	Christian Engelhart, DEU/ Jaap van Lagen, NLD								theoretical besttime: 1:39.854								
1	11:45.817	10:21.917	144	50.815	191	33.085	201	193	5	1:40.249	22.006	162	46.050	193	32.193	205	257
2	1:41.147	22.455	163	46.167	195	32.525	203	255	6	1:56.990	22.501	157	49.889	161	44.600		215
3	1:40.276	22.140	161	46.165	194	31.971	204	255									
4	1:39.878	22.030	163	45.886	195	31.962	204	256									

4	Antonios Wossos, GRC/ Wolf Nathan, NLD								theoretical besttime: 1:42.542								
1	2:46.789	1:21.591	132	51.027	182	34.171	200	243	4	1:42.782	22.793	159	46.978	191	33.011	200	250
2	1:42.733	22.825	160	46.974	190	32.934	201	249									
3	1:42.904	22.634	158	47.194	189	33.076	201	250									

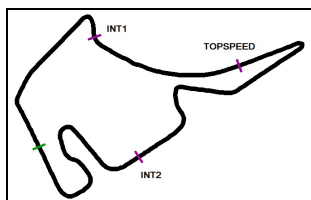
5	Nathan Morcom, AUS/ Robert Lukas, POL								theoretical besttime: 1:40.585								
1	4:03.885	2:36.554	122	51.006	171	36.325	199	232	4	1:40.679	22.180	160	46.112	193	32.387	201	253
2	1:42.456	23.056	159	46.691	192	32.709	201	252	5	1:40.748	22.293	159	46.018	193	32.437	201	254
3	1:41.025	22.280	160	46.256	194	32.489	199	252									

6	Sebastian Asch, DEU/ Philipp Frommenwiler, CHE								theoretical besttime: 1:40.386								
1	15:26.683	14:01.198	139	51.435	189	34.050	200	230	5	2:03.096	25.819	119	1:02.610	157	34.667	201	176
2	1:41.118	22.623	162	46.174	195	32.321	201	257	6	1:47.399	22.564	151	51.598	183	33.237	202	192
3	1:40.733	22.487	160	45.998	195	32.248	202	258	7	1:40.585	22.365	162	46.012	194	32.208	203	259
4	1:40.586	22.180	161	46.088	196	32.318	204	257									

7	Herbert Handlos, AUT/ Alfred Renauer, DEU								theoretical besttime: 1:40.412								
1	3:18.189	1:47.657	132	54.815	180	35.717	199	187	7	7:54.551	6:31.753	148	48.870	188	33.928	200	251
2	1:47.465	24.395	151	48.864	188	34.206	201	251	8	1:44.679	22.899	153	48.145	193	33.635	202	230
3	1:40.979	22.685	161	46.186	193	32.108	203	251	9	1:41.047	22.467	159	46.158	193	32.422	202	254
4	1:40.539	22.317	160	46.044	195	32.178	203	253	10	1:49.311	22.417	161	46.470	186	40.424		255
5	1:40.611	22.303	160	46.164	193	32.144	201	252	11	1:38.976	-	-	-	-	-	-	-
6	1:47.218	22.361	160	46.001	193	38.856		254									

8	Robert Renauer, DEU/ Martin Ragginger, AUT								theoretical besttime: 1:39.997								
1	14:41.655	13:17.419	145	51.692	186	32.544	201	218	5	1:40.588	22.202	160	45.994	191	32.392	202	256
2	1:42.818	24.037	159	46.336	191	32.445	202	253	6	1:50.937	28.039	128	49.197	188	33.701	200	251
3	1:40.193	22.383	161	45.957	193	31.853	203	254									
4	1:46.226	22.187	159	49.687	185	34.352	200	254									

9	Dominic Jöst, DEU/ Florian Scholze, DEU								theoretical besttime: 1:40.740								
1	7:19.411	5:47.458	126	57.713	186	34.240	202	220	5	8:07.364	6:46.150	159	47.800	150	33.414	201	250
2	1:41.404	22.886	161	46.222	194	32.296	200	252	6	1:41.867	22.645	161	46.551	192	32.671	201	254
3	1:40.775	22.405	161	46.164	194	32.206	202	252	7	1:41.028	22.455	160	46.129	194	32.444	203	253
4	1:51.066	23.151	154	47.652	191	40.263		251									



ADAC GT Masters

Lap analysis Qualifying 2

Provisional



Hockenheim, Length: 4574 m

Air temperature: 21.0°C

Track temperature: 22.7°C

Weather condition: Dry

DMSB Reg. Nr.: 285/14
Deutscher Motor Sport Bund e.V.

Friday 3.10.2014 17:35

Lap	Time	SE1	SP1	SE2	SP2	SE3	SP3	TSP	Lap	Time	SE1	SP1	SE2	SP2	SE3	SP3	TSP
10	Kelvin van der Linde, ZAF/ Rene Rast, DEU								theoretical besttime: 1:39.811								
1	8:47.221	7:02.474	125	1:08.446	142	36.301	162	130	6	1:58.401	22.278	157	57.681	124	38.442	200	154
2	1:46.070	25.821	158	48.054	192	32.195	200	244	7	1:40.136	22.284	158	46.110	193	31.742	201	251
3	1:40.180	22.172	159	46.275	193	31.733	201	249	8	1:46.763	22.296	155	50.398	149	34.069	201	217
4	1:40.027	22.009	159	46.211	194	31.807	201	250	9	1:40.080	22.175	158	46.213	194	31.692	202	250
5	1:43.435	22.136	159	46.364	193	34.935	201	251									

13	David Jahn, DEU/ Sven Barth, DEU								theoretical besttime: 1:40.364								
1	8:32.924	7:04.219	131	53.920	187	34.785	200	209	5	1:48.744	22.545	150	46.866	193	39.333	200	259
2	1:42.651	23.184	161	46.535	192	32.932	203	257	6	6:05.889	4:38.698	116	51.697	184	35.494	202	217
3	1:40.770	22.386	162	46.017	194	32.367	204	260									
4	1:40.364	22.300	161	45.887	195	32.177	203	260									

14	Florian Spengler, DEU/ Alvaro Parente, PRT								theoretical besttime: 1:40.879								
1	8:13.338	6:41.479	131	53.548	182	38.311	194	245	6	1:41.077	22.417	158	46.199	193	32.461	201	257
2	1:58.375	25.287	131	56.753	147	36.335	195	162	7	1:41.121	22.454	157	46.280	193	32.387	202	257
3	1:56.179	23.478	151	52.527	179	40.174		244	8	1:41.085	22.331	159	46.196	193	32.558	200	258
4	6:22.979	5:00.137	153	46.826	190	36.016	200	255									
5	1:41.561	22.824	156	46.385	192	32.352	201	257									

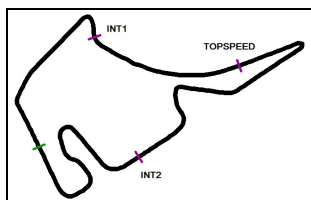
16	Philip Geipel, DEU/ Rahel Frey, CHE								theoretical besttime: 1:40.552								
1	11:53.909	10:25.430	143	55.071	189	33.408	200	175	4	1:43.589	22.275	161	48.858	190	32.456	198	237
2	1:41.039	22.344	160	46.458	191	32.237	201	250	5	1:40.790	22.202	160	46.249	192	32.339	199	252
3	1:40.560	22.188	161	46.127	192	32.245	200	251									

17	Remo Lips, CHE/ Lennart Marioneck, DEU								theoretical besttime: 1:40.337								
1	3:04.807	1:32.148	115	57.043	184	35.616	201	195	5	1:40.667	22.354	163	45.938	196	32.375	205	259
2	1:43.607	23.153	150	47.482	194	32.972	204	257	6	1:40.575	22.363	163	45.685	195	32.527	205	261
3	1:40.965	22.395	163	46.137	195	32.433	205	259									
4	1:40.793	22.277	164	46.018	196	32.498	206	259									

18	Toni Seiler, CHE/ Andreas Simonsen, SWE								theoretical besttime: 1:39.777								
1	4:16.088	2:51.530	137	49.072	160	35.486	204	253	6	1:46.811	22.857	146	48.722	195	35.232	206	241
2	1:40.750	22.412	161	46.191	196	32.147	204	261	7	1:40.331	22.255	165	45.691	197	32.385	206	265
3	1:43.153	22.327	158	47.590	194	33.236	206	260	8	1:40.190	22.367	162	45.605	197	32.218	207	264
4	1:40.627	22.263	164	45.693	196	32.671	199	262	9	1:39.873	22.224	164	45.406	197	32.243	205	265
5	1:40.478	22.412	165	45.614	197	32.452	205	262	10	2:01.099	22.519	149	53.813	154	44.767	205	214
	1:40.158	22.229	164	45.573	196	32.356	204	262									

19	Claudia Hürtgen, DEU/ Dominik Baumann, AUT								theoretical besttime: 1:39.889								
1	15:42.381	13:48.029	109	1:13.911	143	40.441	180	178	5	1:40.171	22.183	158	46.103	196	31.885	202	251
2	1:50.174	25.486	141	50.737	187	33.951	198	238	6	1:40.209	22.181	159	46.245	195	31.783	201	253
3	1:41.358	22.871	159	46.588	195	31.899	203	251	7	1:39.889	22.112	159	46.062	196	31.715	202	255
4	1:40.121	22.157	160	46.142	196	31.822	200	252									

20	Max Sandritter, DEU/ Jens Klingmann, DEU								theoretical besttime: 1:40.359								
1	2:30.354	1:07.215	142	49.687	190	33.452	198	224	6	1:40.579	22.358	158	46.152	195	32.069	203	252
2	1:42.280	23.068	159	46.861	190	32.351	201	251	7	1:41.707	22.261	159	46.123	193	33.323	190	255
	1:41.447	22.926	160	46.431	194	32.090	201	252	8	1:48.281	23.099	158	47.825	194	37.357		245
3	1:40.921	22.333	159	46.570	196	32.018	202	251	9	2:51.455	1:32.888	159	46.439	194	32.128	204	252
4	1:40.590	22.251	160	46.203	196	32.136	201	252	10	1:40.847	22.261	159	46.285	193	32.301	202	254
5	1:40.557	22.313	159	46.259	195	31.985	201	252									



ADAC GT Masters

Lap analysis Qualifying 2

Provisional



Hockenheim, Length: 4574 m

Air temperature: 21.0°C

Track temperature: 22.7°C

Weather condition: Dry

DMSB Reg. Nr.: 285/14
Deutscher Motor Sport Bund e.V.

Friday 3.10.2014 17:35

Lap	Time	SE1	SP1	SE2	SP2	SE3	SP3	TSP	Lap	Time	SE1	SP1	SE2	SP2	SE3	SP3	TSP
21	Luca Ludwig, DEU/ Harald Schlegelmilch, LVA								theoretical besttime: 1:40.604								
1	9:32.178	8:06.683	147	51.364	188	34.131	200	234	6	1:40.990	22.560	161	46.030	193	32.400	202	260
2	1:42.870	23.145	158	47.103	193	32.622	200	256	7	1:41.504	22.529	161	46.312	194	32.663	200	259
3	1:41.414	22.600	161	46.451	194	32.363	202	257	8	1:44.150	23.119	138	47.325	193	33.706	203	257
4	1:41.063	22.470	161	46.302	194	32.291	203	258	9	1:41.261	22.380	160	46.381	194	32.500	201	259
5	1:40.883	22.422	161	46.267	193	32.194	203	260									

22	Nico Bastian, DEU/ Jaime Alguersuari, ESP								theoretical besttime: 1:40.550								
1	13:03.260	11:40.812	140	49.719	186	32.729	199	246	5	1:47.986	22.317	158	50.566	170	35.103	201	257
2	1:40.963	22.377	159	46.276	194	32.310	200	256	6	1:40.773	22.333	159	46.046	194	32.394	201	258
3	1:47.711	22.283	158	49.514	162	35.914	202	258	7	1:41.266	22.252	159	46.055	194	32.959	198	260
4	1:40.685	22.326	159	46.107	195	32.252	200	257									

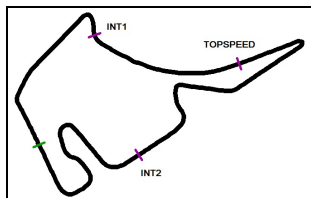
23	Maro Engel, DEU/ Jan Seyffarth, DEU								theoretical besttime: 1:40.097								
1	12:35.172	11:09.110	139	51.679	182	34.383	197	205	5	1:47.624	22.391	158	52.249	174	32.984	203	259
2	1:41.092	22.578	159	46.146	193	32.368	201	256	6	1:40.467	22.320	155	46.006	193	32.141	202	257
3	1:40.165	22.152	159	45.943	193	32.070	202	257									
4	1:40.407	22.305	159	45.875	193	32.227	198	258									

24	Albert von Thurn und Taxis, DEU/ Tomas Enge, CZE								theoretical besttime: 1:40.110								
1	14:32.888	12:52.780	133	59.614	95	40.494	200	223	5	1:42.730	23.902	157	46.223	195	32.605	204	260
2	1:43.075	23.388	157	47.091	194	32.596	204	260	6	1:40.946	22.443	160	46.053	194	32.450	204	261
3	1:40.321	22.447	160	45.793	196	32.081	205	261	7	1:51.873	22.621	159	52.882	118	36.370	205	261
4	1:40.517	22.236	159	45.915	195	32.366	203	261									

27	Luca Stolz, DEU/ Maximilian Götz, DEU								theoretical besttime: 1:39.886								
1	13:45.101	12:17.753	144	52.750	172	34.598	198	199	5	1:40.054	22.274	161	45.801	196	31.979	203	260
2	1:48.322	23.845	154	49.399	182	35.078	203	254	6	1:45.840	24.250	132	48.173	191	33.417	203	241
3	1:39.988	22.252	161	45.779	195	31.957	202	259									
4	1:40.024	22.158	162	45.917	196	31.949	203	259									

33	Christoph Dupre, DEU/ Thomas Schöffler, DEU								theoretical besttime: 1:40.063								
1	15:37.729	14:00.156	97	1:01.049	181	36.524	198	190	4	1:40.063	22.107	160	45.860	192	32.096	201	253
2	1:42.086	22.796	156	47.031	191	32.259	201	251									
3	1:40.782	22.531	160	46.072	192	32.179	201	252									

100	Florian Stoll, DEU/ Daniel Dobitsch, AUT								theoretical besttime: 1:40.572								
1	11:35.172	10:09.073	144	52.312	188	33.787	198	233	4	1:44.184	22.255	160	46.397	192	35.532	165	252
2	1:41.796	22.956	159	46.589	192	32.251	201	248	5	1:54.665	24.956	150	51.746	185	37.963		188
3	1:40.572	22.246	160	46.345	193	31.981	202	251									



ADAC GT Masters

Vmax list Qualifying 2

Provisional



Hockenheim, Length: 4574 m

Air temperature: 21.0°C

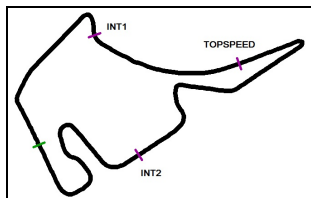
Track temperature: 22.7°C

Weather condition: Dry

DMSB Reg. Nr.: 285/14
Deutscher Motor Sport Bund e.V.

Friday 3.10.2014 17:35

Nr	Team, Car, Driver, Nat	Top speed
18	Callaway Competition, Corvette Z06.R GT3 Seiler Toni , CHE Simonsen Andreas , SWE	264,77 km/h
2	Callaway Competition, Corvette Z06.R GT3 Assenheimer Patrick , DEU Alessi Diego , ITA	262,52 km/h
24	Reiter Engineering, Chevrolet Camaro GT von Thurn und Taxis Albert , DEU Enge Tomas , CZE	262,52 km/h
1	Callaway Competition, Corvette Z06.R GT3 Wirth Andreas , DEU Keilwitz Daniel , DEU	261,00 km/h
17	Callaway Competition, Corvette Z06.R GT3 Lips Remo , CHE Marioneck Lennart , DEU	260,87 km/h
27	H.T.P. Motorsport, Mercedes-Benz SLS AMG GT3 Stolz Luca , DEU Götz Maximilian , DEU	259,99 km/h
21	BKK Mobil Oil Zakspeed, Mercedes-Benz SLS AMG GT3 Ludwig Luca , DEU Schlegelmilch Harald , LVA	259,93 km/h
22	ROWE Racing, Mercedes-Benz SLS AMG GT3 Bastian Nico , DEU Alguersuari Jaime , ESP	259,87 km/h
13	RWT Racing Team, Corvette Z06.R GT3 Jahn David , DEU Barth Sven , DEU	259,74 km/h
23	ROWE Racing, Mercedes-Benz SLS AMG GT3 Engel Maro , DEU Seyffarth Jan , DEU	259,49 km/h
6	Farnbacher Racing, Porsche 911 GT3 R Asch Sebastian , DEU Frommenwiler Philipp , CHE	258,81 km/h
14	MRS GT-Racing, McLaren MP4-12C GT3 Spengler Florian , DEU Parente Alvaro , PRT	258,44 km/h
3	GW IT Racing Team Schütz Motorsport, Porsche 911 GT3 R Engelhart Christian , DEU van Lagen Jaap , NLD	256,96 km/h
33	Dupre Motorsport Engineering, Audi R8 LMS ultra Dupre Christoph , DEU Schöffler Thomas , DEU	256,47 km/h



ADAC GT Masters

Vmax list Qualifying 2

Provisional



Hockenheim, Length: 4574 m

Air temperature: 21.0°C

Track temperature: 22.7°C

Weather condition: Dry



Reg. Nr.: 285/14

Friday 3.10.2014 17:35

Nr	Team, Car, Driver, Nat	Top speed
8	TONINO Team Herberth, Porsche 911 GT3 R Renauer Robert , DEU Ragginger Martin , AUT	255,86 km/h
5	Farnbacher Racing, Porsche 911 GT3 R Morcom Nathan , AUS Lukas Robert , POL	255,38 km/h
7	TONINO Team Herberth, Porsche 911 GT3 R Handlos Herbert , AUT Renauer Alfred , DEU	254,96 km/h
20	PIXUM Team Schubert, BMW Z4 GT3 Sandritter Max , DEU Klingmann Jens , DEU	254,78 km/h
19	PIXUM Team Schubert, BMW Z4 GT3 Hürtgen Claudia , DEU Baumann Dominik , AUT	254,54 km/h
9	TONINO Team Herberth, Porsche 911 GT3 R Jöst Dominic , DEU Scholze Florian , DEU	253,70 km/h
16	YACO Racing, Audi R8 LMS ultra Geipel Philip , DEU Frey Rahel , CHE	252,10 km/h
100	kfzteile24 APR Motorsport, Audi R8 LMS ultra Stoll Florian , DEU Dobitsch Daniel , AUT	251,98 km/h
10	Prosperia C. Abt Racing, Audi R8 LMS ultra van der Linde Kelvin , ZAF Rast Rene , DEU	251,05 km/h
4	GW IT Racing Team Schütz Motorsport, Porsche 911 GT3 R Wossos Antonios , GRC Nathan Wolf , NLD	250,29 km/h