

ADAC GT Masters

Result List Qualifying 1

Provisional



Hockenheim, Length: 4574 m

Air temperature: 22.1°C

Track temperature: 24.1°C

Weather condition: Dry

DMSB Reg. Nr.: 285/14
Deutscher Motor Sport Bund e.V.

Friday 3.10.2014 16:20

started : 25 classified : 25 not classified : 0

	Drivers	Team	Car	Lap	Best Time	Gap	Diff	Kph	Day Time
1	21 L.Ludwig/H.Schlegelmilch	BKK Mobil Oil Zakspeed	Mercedes-Benz SLS AMG GT3	4	1:40.098			164,5	17:21:08
2	3 C.Engelhart/J.van Lagen	GW IT Racing Team Schütz Motors	Porsche 911 GT3 R	6	1:40.393	0.295	0.295	164,0	17:21:42
3	8 R.Renauer/M.Ragginger	TONINO Team Herberth	Porsche 911 GT3 R	6	1:40.400	0.302	0.007	164,0	17:22:28
4	6 S.Asch/P.Frommenwiler	Farnbacher Racing	Porsche 911 GT3 R	3	1:40.506	0.408	0.106	163,8	17:20:35
5	20 M.Sandritter/J.Klingmann	PIXUM Team Schubert	BMW Z4 GT3	9	1:40.586	0.488	0.080	163,7	17:22:11
6	23 M.Engel/J.Seyffarth	ROWE Racing	Mercedes-Benz SLS AMG GT3	8	1:40.598	0.500	0.012	163,7	17:22:03
7	13 D.Jahn/S.Barth	RWT Racing Team	Corvette Z06.R GT3	7	1:40.682	0.584	0.084	163,5	17:20:25
8	10 K.van der Linde/R.Rast	Prosperia C. Abt Racing	Audi R8 LMS ultra	8	1:40.728	0.630	0.046	163,5	17:20:27
9	1 A.Wirth/D.Keilwitz	Callaway Competition	Corvette Z06.R GT3	3	1:40.734	0.636	0.006	163,5	16:29:22
10	22 N.Bastian/J.Alguersuari	ROWE Racing	Mercedes-Benz SLS AMG GT3	6	1:40.776	0.678	0.042	163,4	17:21:48
11	27 L.Stolz/M.Götz	H.T.P. Motorsport	Mercedes-Benz SLS AMG GT3	5	1:40.812	0.714	0.036	163,3	17:24:57
12	19 C.Hürtgen/D.Baumann	PIXUM Team Schubert	BMW Z4 GT3	6	1:40.839	0.741	0.027	163,3	17:20:14
13	100 F.Stoll/D.Dobitsch	kfzteile24 APR Motorsport	Audi R8 LMS ultra	6	1:41.013	0.915	0.174	163,0	17:22:00
14	9 D.Jöst(*G*)/F.Scholze(*G*)	TONINO Team Herberth	Porsche 911 GT3 R	8	1:41.126	1.028	0.113	162,8	17:20:36
15	2 P.Assenheimer/D.Alessi	Callaway Competition	Corvette Z06.R GT3	4	1:41.633	1.535	0.507	162,0	16:31:28
16	16 P.Geipel/R.Frey	YACO Racing	Audi R8 LMS ultra	4	1:41.664	1.566	0.031	162,0	16:30:54
17	17 R.Lips(*G*)/L.Marionek	Callaway Competition	Corvette Z06.R GT3	4	1:41.738	1.640	0.074	161,9	16:33:31
18	18 T.Seiler(*G*)/A.Simonsen	Callaway Competition	Corvette Z06.R GT3	5	1:41.893	1.795	0.155	161,6	16:33:24
19	14 F.Spengler/A.Parente	MRS GT-Racing	McLaren MP4-12C GT3	7	1:41.906	1.808	0.013	161,6	17:21:12
20	7 H.Handlos(*G*)/A.Renauer	TONINO Team Herberth	Porsche 911 GT3 R	3	1:41.927	1.829	0.021	161,6	16:28:30
21	5 N.Morcom/R.Lukas	Farnbacher Racing	Porsche 911 GT3 R	8	1:41.973	1.875	0.046	161,5	17:22:39
22	4 A.Wossos(*G*)/W.Nathan(*G*)	GW IT Racing Team Schütz Motors	Porsche 911 GT3 R	9	1:42.121	2.023	0.148	161,2	17:21:47
23	24 A.von Thurn und Taxis/T.Enge	Reiter Engineering	Chevrolet Camaro GT	6	1:42.398	2.300	0.277	160,8	17:26:03
24	33 C.Dupre/T.Schöffler	Dupre Motorsport Engineering	Audi R8 LMS ultra	9	1:43.529	3.431	1.131	159,1	17:25:05
25	11 F.Hamprecht/N.Thiim	Prosperia C. Abt Racing	Audi R8 LMS ultra	2	1:47.659	7.561	4.130	152,9	16:32:14

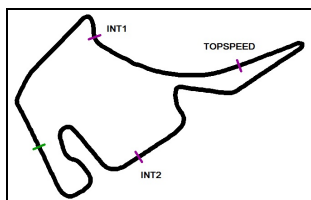
(*G*) marks the gentlemen driver

Subject to final scrutineering!

Publications Time:

Clerk of the course:

Time Keeping:



ADAC GT Masters

Lap analysis Qualifying 1



Provisional

Hockenheim, Length: 4574 m

Air temperature: 22.1°C

Track temperature: 24.1°C

Weather condition: Dry

DMSB Reg. Nr.: 285/14
Deutscher Motor Sport Bund e.V.

Friday 3.10.2014 16:20

Lap	Time	SE1	SP1	SE2	SP2	SE3	SP3	TSP	Lap	Time	SE1	SP1	SE2	SP2	SE3	SP3	TSP
1	Andreas Wirth, DEU/ Daniel Keilwitz, DEU								theoretical besttime: 1:40.493								
1	5:51.104	4:14.221	101	1:00.127	133	36.756	194	171	7	45:31.275	44:03.953	149	53.398	192	33.924	207	210
2	1:51.228	23.792	156	52.428	129	35.008	207	211	8	1:42.088	22.726	163	46.363	193	32.999	208	259
3	1:40.734	22.491	163	45.948	196	32.295	207	260	9	1:40.971	22.534	164	46.044	196	32.393	207	259
4	1:46.423	23.412	147	48.247	188	34.764	206	256	10	1:40.737	22.529	163	45.908	195	32.300	207	259
5	1:40.820	22.290	163	46.099	196	32.431	208	260									
6	3:10.008	24.593	144	51.818	186	1:53.597		222									

2	Patrick Assenheimer, DEU/ Diego Alessi, ITA								theoretical besttime: 1:41.633								
1	6:13.630	4:40.447	127	55.955	180	37.228	194	217	5	1:48.740	22.637	163	47.064	189	39.039		260
2	1:51.121	24.649	154	52.720	184	33.752	204	216	6	44:09.843	42:32.088	143	53.483	121	44.272	203	173
3	1:42.445	22.594	163	46.830	195	33.021	205	260	7	2:14.552	23.778	129	1:06.909	155	43.865		139
4	1:41.633	22.336	163	46.435	195	32.862	204	261	8	5:19.730	2:55.282	102	1:26.302	98	58.146		93

3	Christian Engelhart, DEU/ Jaap van Lagen, NLD								theoretical besttime: 1:40.166								
1	10:42.608	9:19.463	147	50.015	189	33.130	202	235	5	1:40.988	22.414	160	46.286	192	32.288	203	252
2	1:44.245	22.516	162	45.951	193	35.778	203	253	6	1:40.393	22.276	162	45.994	194	32.123	203	254
3	2:00.747	22.258	162	47.362	192	51.127		253	7	1:54.918	22.092	162	49.071	163	43.755	202	254
4	43:53.546	42:10.274	140	1:02.206	141	41.066	202	166	8	2:44.048	22.228	160	46.109	194	1:35.711		252

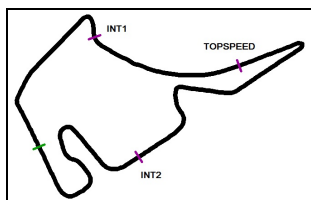
4	Antonios Wossos, GRC/ Wolf Nathan, NLD								theoretical besttime: 1:42.121								
1	4:32.232	3:05.542	132	52.731	182	33.959	197	203	6	1:55.329	22.958	155	50.686	183	41.685		246
2	1:44.651	23.308	150	47.854	188	33.489	200	247	7	45:00.976	43:17.708	138	1:01.629	160	41.639	198	155
3	1:43.500	22.772	160	47.445	187	33.283	201	251	8	1:43.180	22.898	157	47.181	189	33.101	200	250
4	1:42.386	22.700	159	46.825	189	32.861	201	250	9	1:42.121	22.634	159	46.688	191	32.799	200	251
5	1:43.082	22.788	162	47.116	189	33.178	199	251	10	1:52.162	22.708	160	46.752	192	42.702		251

5	Nathan Morcom, AUS/ Robert Lukas, POL								theoretical besttime: 1:41.839								
1	8:59.688	7:21.822	125	58.509	179	39.357	199	159	6	1:42.614	22.989	159	46.799	191	32.826	201	252
2	1:44.122	23.472	160	47.414	190	33.236	201	251	7	1:42.261	22.591	160	46.816	192	32.854	202	254
3	1:43.665	22.853	160	46.444	192	34.368	201	253	8	1:41.973	22.643	161	46.422	192	32.908	204	255
4	2:01.559	22.886	161	46.596	192	52.077		255	9	1:53.779	23.606	152	48.380	187	41.793		247
5	43:03.464	41:35.141	151	51.563	184	36.760	198	177									

6	Sebastian Asch, DEU/ Philipp Frommenwiler, CHE								theoretical besttime: 1:40.308								
1	57:13.509	55:33.548	140	54.802	115	45.159	201	216	5	1:47.077	22.410	161	46.567	189	38.100	203	258
2	1:41.844	23.083	152	46.444	194	32.317	202	253	6	1:43.239	22.507	160	46.863	192	33.869	202	256
3	1:40.506	22.388	162	45.957	194	32.161	204	257	7	2:36.380	22.569	161	46.215	193	1:27.596		255
4	1:40.834	22.190	162	46.195	189	32.449	200	257									

7	Herbert Handlos, AUT/ Alfred Renauer, DEU								theoretical besttime: 1:41.507								
1	5:02.787	3:28.667	124	56.114	183	38.006	188	169	6	1:41.980	22.560	160	46.465	190	32.955	198	253
2	1:45.908	23.975	157	48.275	185	33.658	201	255	7	2:30.696	30.785	133	1:07.593	150	52.318		133
3	1:41.927	22.980	158	46.395	188	32.552	203	255	8	41:39.677	40:11.621	116	53.235	187	34.821	200	217
4	1:45.073	23.551	159	47.712	187	33.810	200	254	9	1:42.040	22.662	159	46.520	191	32.858	202	255
5	1:42.897	23.007	158	46.516	193	33.374	199	255	10	1:56.229	24.540	149	50.474	183	41.215		220

8	Robert Renauer, DEU/ Martin Ragginger, AUT								theoretical besttime: 1:40.360								
1	13:39.390	12:03.943	120	59.609	178	35.838	195	196	5	1:40.768	22.416	160	46.153	193	32.199	202	253
2	2:30.317	31.011	118	1:07.582	155	51.724		139	6	1:40.400	22.285	160	46.139	194	31.976	203	252
3	41:09.627	39:30.553	153	52.097	137	46.977	195	248	7	1:47.229	22.245	159	48.487	170	36.497	200	253
4	1:47.807	25.305	144	49.509	188	32.993	202	218	8	1:53.843	22.376	159	46.262	194	45.205		253



ADAC GT Masters

Lap analysis Qualifying 1

Provisional



Hockenheim, Length: 4574 m

Air temperature: 22.1°C

Track temperature: 24.1°C

Weather condition: Dry

DMSB Reg. Nr.: 285/14
Deutscher Motor Sport Bund e.V.

Friday 3.10.2014 16:20

Lap	Time	SE1	SP1	SE2	SP2	SE3	SP3	TSP	Lap	Time	SE1	SP1	SE2	SP2	SE3	SP3	TSP
9 Dominic Jöst, DEU/ Florian Scholze, DEU									theoretical besttime: 1:41.126								
1	5:00.783	3:34.165	138	51.915	181	34.703	201	247	6	45:14.674	43:42.283	153	51.279	135	41.112	200	248
2	1:46.537	24.242	160	48.728	187	33.567	201	249	7	1:41.937	22.935	159	46.719	193	32.283	202	252
3	1:41.709	22.865	160	46.545	192	32.299	202	251	8	1:41.126	22.435	161	46.430	192	32.261	202	252
4	1:41.557	22.442	159	46.624	192	32.491	201	251	9	1:54.232	23.693	139	50.315	187	40.224		229
5	1:48.721	22.823	161	46.809	194	39.089		252									

10 Kelvin van der Linde, ZAF/ Rene Rast, DEU									theoretical besttime: 1:40.728								
1	7:18.527	5:36.061	132	1:05.424	182	37.042	192	142	6	42:27.752	40:53.204	143	50.558	131	43.990	198	244
2	1:53.286	25.123	155	54.758	148	33.405	197	247	7	1:41.608	22.517	155	46.804	191	32.287	199	248
3	1:41.893	22.506	156	46.979	191	32.408	199	248	8	1:40.728	22.244	157	46.415	192	32.069	200	251
4	1:46.742	22.424	154	49.424	176	34.894	197	249	9	1:40.945	22.245	156	46.591	192	32.109	197	250
5	1:57.328	22.353	157	47.755	173	47.220		249	10	2:59.119	27.451	139	53.339	184	1:38.329		200

11 Fabian Hamprecht, DEU/ Nicki Thiim, DNK									theoretical besttime: 1:45.644								
1	10:26.524	9:01.981	136	50.142	188	34.401	195	232									
2	1:47.659	24.420	123	50.522	189	32.717	199	238									

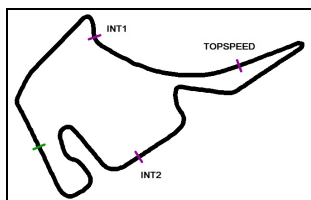
13 David Jahn, DEU/ Sven Barth, DEU									theoretical besttime: 1:40.612								
1	10:22.114	8:48.647	132	54.820	172	38.647	195	205	5	40:47.061	39:16.911	138	49.887	190	40.263	203	252
2	1:46.683	24.222	155	49.437	194	33.024	203	234	6	1:44.358	22.667	161	46.380	194	35.311	204	259
3	1:41.638	22.488	162	46.217	195	32.933	187	259	7	1:40.682	22.367	163	45.899	194	32.416	204	260
4	2:23.391	27.979	123	1:04.060	140	51.352		159	8	2:35.183	22.297	163	46.137	196	1:26.749		260

14 Florian Spengler, DEU/ Alvaro Parente, PRT									theoretical besttime: 1:41.614								
1	10:04.278	8:30.810	142	53.756	160	39.712	199	247	6	1:47.831	22.565	158	49.551	191	35.715	200	255
2	1:43.044	23.061	158	46.998	193	32.985	200	256	7	1:41.906	22.824	158	46.431	192	32.651	201	256
3	1:41.972	22.618	158	46.526	193	32.828	199	256	8	1:41.987	22.560	158	46.403	193	33.024	200	257
4	2:13.950	24.215	147	57.761	159	51.974		188	9	1:45.545	22.759	160	46.547	192	36.239	200	258
5	41:59.996	40:26.395	137	52.975	120	40.626	199	169	10	1:49.848	22.882	159	46.483	193	40.483		256

16 Philip Geipel, DEU/ Rahel Frey, CHE									theoretical besttime: 1:41.526								
1	5:39.406	3:55.247	102	1:05.780	162	38.379	192	137	5	1:41.701	22.372	158	46.723	191	32.606	200	254
2	1:50.991	24.906	158	52.517	165	33.568	201	191	6	1:56.953	22.427	160	46.843	191	47.683		251
3	1:42.266	22.775	160	46.727	191	32.764	199	251	7	48:20.778	46:59.247	156	48.357	190	33.174	199	247
4	1:41.664	22.510	159	46.600	191	32.554	200	252	8	1:53.956	22.455	157	46.796	192	44.705		250

17 Remo Lips, CHE/ Lennart Marioneck, DEU									theoretical besttime: 1:41.504								
1	8:22.434	6:30.223	120	1:01.052	119	51.159	198	197	6	41:48.808	40:15.987	151	53.861	111	38.960	202	147
2	1:45.171	23.934	153	47.606	192	33.631	202	256	7	1:46.999	26.258	152	47.608	192	33.133	202	257
3	1:42.003	22.647	162	46.591	194	32.765	203	259	8	1:41.814	22.613	163	46.214	196	32.987	203	258
4	1:41.738	22.525	162	46.378	194	32.835	201	260	9	1:41.938	22.580	162	46.484	194	32.874	203	258
5	2:14.410	25.012	136	57.365	164	52.033		194	10	2:03.504	22.621	163	58.311	156	42.572		227

18 Toni Seiler, CHE/ Andreas Simonsen, SWE									theoretical besttime: 1:41.385								
1	6:25.872	4:56.649	117	51.919	180	37.304	201	234	7	41:48.880	40:09.285	149	53.526	138	46.069	203	180
2	1:46.288	23.536	156	47.661	184	35.091	202	258	8	1:43.091	22.994	158	46.937	193	33.160	206	258
3	1:48.754	23.113	158	48.276	165	37.365	202	260	9	1:51.202	22.509	160	50.152	154	38.541	201	262
4	1:42.180	22.940	162	46.560	190	32.680	204	260	10	1:42.147	22.764	159	46.359	191	33.024	206	262
5	1:41.893	22.634	161	46.196	193	33.063	202	260	11	2:11.015	22.695	164	48.012	116	1:00.308	134	262
6	2:16.885	22.843	147	1:01.221	144	52.821		165	12	2:51.383	35.224	103	1:10.569	77	1:05.590		162



ADAC GT Masters

Lap analysis Qualifying 1

Provisional



Hockenheim, Length: 4574 m

Air temperature: 22.1°C

Track temperature: 24.1°C

Weather condition: Dry

DMSB Reg. Nr.: 285/14
Deutscher Motor Sport Bund e.V.

Friday 3.10.2014 16:20

Lap	Time	SE1	SP1	SE2	SP2	SE3	SP3	TSP	Lap	Time	SE1	SP1	SE2	SP2	SE3	SP3	TSP
19	Claudia Hürtgen, DEU/ Dominik Baumann, AUT								theoretical besttime: 1:40.665								
1	10:15.381	8:28.691	105	1:04.305	101	42.385	141	144	6	1:40.839	22.297	160	46.553	193	31.989	202	251
2	2:02.251	27.510	131	55.773	173	38.968	189	215	7	1:41.107	22.338	160	46.603	194	32.166	201	250
3	2:05.337	24.552	154	51.930	173	48.855		171	8	1:42.864	22.377	158	46.379	196	34.108	202	252
4	42:27.772	41:06.306	145	48.371	188	33.095	200	243	9	1:41.262	22.442	157	46.616	194	32.204	199	252
5	1:43.298	22.579	157	46.854	192	33.865	201	247	10	1:52.295	22.523	159	50.542	184	39.230		252

20	Max Sandritter, DEU/ Jens Klingmann, DEU								theoretical besttime: 1:40.403								
1	7:50.135	6:17.810	115	57.509	150	34.816	180	193	7	1:41.544	22.571	157	46.727	192	32.246	202	250
2	1:42.262	22.929	158	46.780	193	32.553	200	249	8	1:40.679	22.230	160	46.405	195	32.044	200	253
3	1:41.048	22.406	160	46.564	193	32.078	202	251	9	1:40.586	22.125	158	46.359	196	32.102	202	252
4	1:40.709	22.402	160	46.369	196	31.938	202	253	10	1:49.776	23.409	136	52.404	182	33.963	203	198
5	1:55.174	22.106	160	47.361	169	45.707		255	11	2:01.235	22.849	141	51.525	148	46.861		202
6	42:19.389	40:40.725	146	54.959	123	43.705	198	238									

21	Luca Ludwig, DEU/ Harald Schlegelmilch, LVA								theoretical besttime: 1:40.098								
1	15:15.585	13:20.960	148	1:01.993	126	52.632		129	4	1:40.098	22.156	164	45.926	194	32.016	203	257
2	42:31.749	40:56.981	138	55.592	111	39.176	202	224	5	1:44.491	22.642	152	48.749	189	33.100	204	215
3	1:40.690	22.302	162	46.200	194	32.188	203	256	6	4:36.445	22.300	162	47.440	190	3:26.705		256

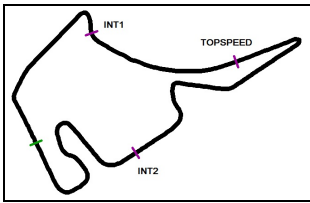
22	Nico Bastian, DEU/ Jaime Alguersuari, ESP								theoretical besttime: 1:40.716								
1	11:21.437	9:45.571	131	1:02.359	167	33.507	200	165	6	1:40.776	22.302	159	46.214	193	32.260	201	257
2	1:41.481	22.377	154	46.769	192	32.335	201	253	7	1:42.914	22.254	158	46.326	192	34.334	201	257
3	2:10.426	22.242	158	56.848	120	51.336		256	8	1:41.006	22.254	158	46.387	193	32.365	201	256
4	43:13.662	41:29.493	132	1:02.016	117	42.153	200	183	9	1:48.639	22.382	159	46.354	193	39.903		257
5	1:41.065	22.358	157	46.413	193	32.294	201	256									

23	Maro Engel, DEU/ Jan Seyffarth, DEU								theoretical besttime: 1:40.487								
1	9:06.000	7:33.364	135	56.437	118	36.199	199	232	6	1:44.785	22.591	158	47.077	191	35.117	202	255
2	1:45.363	23.300	155	47.812	189	34.251	201	254	7	1:40.656	22.234	157	46.168	194	32.254	202	256
3	1:41.212	22.441	157	46.400	193	32.371	199	255	8	1:40.598	22.174	158	46.150	192	32.274	201	256
4	1:58.965	22.220	158	49.129	161	47.616		256	9	1:40.607	22.293	159	46.151	194	32.163	201	257
5	42:25.545	40:59.010	148	48.889	185	37.646	200	250	10	1:57.708	22.380	158	51.470	184	43.858		194

24	Albert von Thurn und Taxis, DEU/ Tomas Enge, CZE								theoretical besttime: 1:42.244								
1	57:24.147	55:41.248	133	53.125	149	49.774	198	230	5	1:42.405	22.858	159	46.553	194	32.994	203	258
2	1:48.898	23.457	157	46.912	193	38.529	200	257	6	1:42.398	22.898	159	46.456	194	33.044	202	258
3	1:43.308	22.871	158	47.294	192	33.143	203	258	7	1:42.678	22.833	159	46.807	194	33.038	202	258
4	1:42.643	22.865	158	46.823	193	32.955	203	258									

27	Luca Stolz, DEU/ Maximilian Götz, DEU								theoretical besttime: 1:40.698								
1	58:11.324	56:28.928	102	1:02.774	175	39.622	200	140	5	1:40.812	22.271	162	46.129	193	32.412	201	258
2	1:41.329	22.622	160	46.332	193	32.375	202	255	6	1:40.841	22.400	162	46.105	194	32.336	203	258
3	1:40.824	22.311	160	46.191	194	32.322	201	256									
4	1:43.150	22.347	162	46.762	192	34.041	202	259									

33	Christoph Dupre, DEU/ Thomas Schöffler, DEU								theoretical besttime: 1:43.497								
1	8:24.012	6:31.250	93	1:03.765	144	48.997		172	6	1:44.560	23.418	155	47.713	191	33.429	200	248
2	2:37.714	1:02.262	111	1:00.047	185	35.405	198	179	7	1:43.855	23.378	158	47.402	191	33.075	200	251
3	1:46.139	23.942	150	48.543	189	33.654	200	249	8	1:58.340	23.098	158	1:01.637	186	33.605	200	251
4	1:54.240	23.138	158	47.841	189	43.261		249	9	1:43.529	23.130	159	47.349	193	33.050	200	251
5	43:12.970	41:38.910	131	58.696	185	35.364	196	176	10	1:50.385	23.452	154	48.522	187	38.411		251



ADAC GT Masters

Lap analysis Qualifying 1

Provisional



Hockenheim, Length: 4574 m

Air temperature: 22.1°C

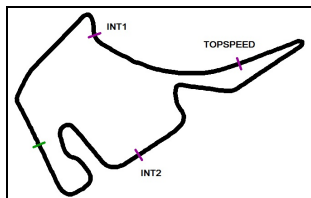
Track temperature: 24.1°C

Weather condition: Dry

DMSB Reg. Nr.: 285/14
Deutscher Motor Sport Bund e.V.

Friday 3.10.2014 16:20

Lap	Time	SE1	SP1	SE2	SP2	SE3	SP3	TSP	Lap	Time	SE1	SP1	SE2	SP2	SE3	SP3	TSP
100 Florian Stoll, DEU/ Daniel Dobitsch, AUT									theoretical besttime: 1:41.013								
1	10:34.859	9:10.296	147	49.544	186	35.019	199	245	6	1:41.013	22.363	160	46.388	194	32.262	202	252
2	1:46.304	23.102	159	47.286	163	35.916	201	249	7	1:41.318	22.437	161	46.483	195	32.398	202	254
3	1:59.597	22.668	160	48.400	183	48.529		251	8	1:41.629	22.538	159	46.553	194	32.538	202	252
4	44:16.325	42:27.887	136	1:03.943	133	44.495	198	107	9	1:41.660	22.513	160	46.551	193	32.596	202	254
5	1:42.050	22.799	160	46.775	190	32.476	202	251									



ADAC GT Masters

Vmax list Qualifying 1

Provisional



Hockenheim, Length: 4574 m

Air temperature: 22.1°C

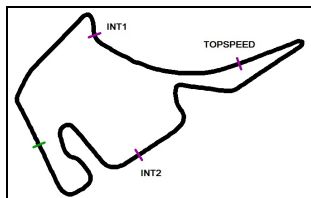
Track temperature: 24.1°C

Weather condition: Dry

DMSB Reg. Nr.: 285/14
Deutscher Motor Sport Bund e.V.

Friday 3.10.2014 16:20

Nr	Team, Car, Driver, Nat	Top speed
18	Callaway Competition, Corvette Z06.R GT3 Seiler Toni , CHE Simonsen Andreas , SWE	262,39 km/h
2	Callaway Competition, Corvette Z06.R GT3 Assenheimer Patrick , DEU Alessi Diego , ITA	260,68 km/h
13	RWT Racing Team, Corvette Z06.R GT3 Jahn David , DEU Barth Sven , DEU	260,37 km/h
17	Callaway Competition, Corvette Z06.R GT3 Lips Remo , CHE Marioneck Lennart , DEU	259,93 km/h
1	Callaway Competition, Corvette Z06.R GT3 Wirth Andreas , DEU Keilwitz Daniel , DEU	259,55 km/h
27	H.T.P. Motorsport, Mercedes-Benz SLS AMG GT3 Stolz Luca , DEU Götz Maximilian , DEU	258,68 km/h
24	Reiter Engineering, Chevrolet Camaro GT von Thurn und Taxis Albert , DEU Enge Tomas , CZE	258,50 km/h
14	MRS GT-Racing, McLaren MP4-12C GT3 Spengler Florian , DEU Parente Alvaro , PRT	258,19 km/h
6	Farnbacher Racing, Porsche 911 GT3 R Asch Sebastian , DEU Frommenwiler Philipp , CHE	258,13 km/h
23	ROWE Racing, Mercedes-Benz SLS AMG GT3 Engel Maro , DEU Seyffarth Jan , DEU	257,45 km/h
21	BKK Mobil Oil Zakspeed, Mercedes-Benz SLS AMG GT3 Ludwig Luca , DEU Schlegelmilch Harald , LVA	256,78 km/h
22	ROWE Racing, Mercedes-Benz SLS AMG GT3 Bastian Nico , DEU Alguersuari Jaime , ESP	256,71 km/h
7	TONINO Team Herberth, Porsche 911 GT3 R Handlos Herbert , AUT Renauer Alfred , DEU	255,08 km/h
5	Farnbacher Racing, Porsche 911 GT3 R Morcom Nathan , AUS Lukas Robert , POL	255,02 km/h



ADAC GT Masters

Vmax list Qualifying 1

Provisional



Hockenheim, Length: 4574 m

Air temperature: 22.1°C

Track temperature: 24.1°C

Weather condition: Dry

DMSB Reg. Nr.: 285/14
Deutscher Motor Sport Bund e.V.

Friday 3.10.2014 16:20

Nr	Team, Car, Driver, Nat	Top speed
20	PIXUM Team Schubert, BMW Z4 GT3 Sandritter Max , DEU Klingmann Jens , DEU	254,60 km/h
3	GW IT Racing Team Schütz Motorsport, Porsche 911 GT3 R Engelhart Christian , DEU van Lagen Jaap , NLD	254,06 km/h
16	YACO Racing, Audi R8 LMS ultra Geipel Philip , DEU Frey Rahel , CHE	253,88 km/h
100	kfzteile24 APR Motorsport, Audi R8 LMS ultra Stoll Florian , DEU Dobitsch Daniel , AUT	253,70 km/h
8	TONINO Team Herberth, Porsche 911 GT3 R Renauer Robert , DEU Ragginger Martin , AUT	253,11 km/h
19	PIXUM Team Schubert, BMW Z4 GT3 Hürtgen Claudia , DEU Baumann Dominik , AUT	252,45 km/h
9	TONINO Team Herberth, Porsche 911 GT3 R Jöst Dominic , DEU Scholze Florian , DEU	252,10 km/h
4	GW IT Racing Team Schütz Motorsport, Porsche 911 GT3 R Wossos Antonios , GRC Nathan Wolf , NLD	251,28 km/h
33	Dupre Motorsport Engineering, Audi R8 LMS ultra Dupre Christoph , DEU Schöffler Thomas , DEU	250,99 km/h
10	Prosperia C. Abt Racing, Audi R8 LMS ultra van der Linde Kelvin , ZAF Rast Rene , DEU	250,58 km/h
11	Prosperia C. Abt Racing, Audi R8 LMS ultra Hamprecht Fabian , DEU Thiim Nicki , DNK	247,59 km/h