

ADAC GT Masters

Results Race 1

Provisional



Hockenheim, Length: 4574 m

Air temperature: 21.3°C

Track temperature: 26.7°C

Weather condition: Dry



Reg. Nr.: 285/14

Saturday 4.10.2014 12:00

started : 25 classified : 25 not classified : 0

	Drivers	Team	Car	Laps	Total Time	Gap	Kph	Lap	Time	Kph
1	1 A.Wirth/D.Keilwitz	Callaway Competition	Corvette Z06.R GT3	35	1:00:45.490		158,1	18	1:41.356	162,5
2	21 L.Ludwig/H.Schlegelmilch	BKK Mobil Oil Zakspeed	Mercedes-Benz SLS AMG GT3	35	1:00:46.054	0.564	158,1	5	1:41.130	162,8
3	8 R.Renauer/M.Ragginger	TONINO Team Herberth	Porsche 911 GT3 R	35	1:00:46.672	1.182	158,0	5	1:41.387	162,4
4	20 M.Sandritter/J.Klingmann	PIXUM Team Schubert	BMW Z4 GT3	35	1:00:47.918	2.428	158,0	4	1:41.286	162,6
5	23 M.Engel/J.Seyffarth	ROWE Racing	Mercedes-Benz SLS AMG GT3	35	1:00:53.096	7.606	157,8	6	1:41.605	162,1
6	19 C.Hürtgen/D.Baumann	PIXUM Team Schubert	BMW Z4 GT3	35	1:00:53.415	7.925	157,7	19	1:41.689	161,9
7	6 S.Asch/P.Frommenwiler	Farnbacher Racing	Porsche 911 GT3 R	35	1:01:00.818	15.328	157,4	6	1:41.844	161,7
8	27 L.Stolz/M.Götz	H.T.P. Motorsport	Mercedes-Benz SLS AMG GT3	35	1:01:01.066	15.576	157,4	19	1:41.898	161,6
9	22 N.Bastian/J.Alguersuari	ROWE Racing	Mercedes-Benz SLS AMG GT3	35	1:01:01.640	16.150	157,4	9	1:41.813	161,7
10	10 K.van der Linde/R.Rast	Prosperia C. Abt Racing	Audi R8 LMS ultra	35	1:01:03.930	18.440	157,3	8	1:42.016	161,4
11	3 C.Engelhart/J.van Lagen	GW IT Racing Team Schütz Motors	Porsche 911 GT3 R	35	1:01:04.844	19.354	157,3	3	1:41.423	162,4
12	13 D.Jahn/S.Barth	RWT Racing Team	Corvette Z06.R GT3	35	1:01:14.183	28.693	156,9	6	1:41.717	161,9
13	2 P.Assenheimer/D.Alessi	Callaway Competition	Corvette Z06.R GT3	35	1:01:15.723	30.233	156,8	8	1:42.247	161,0
14	16 P.Geipel/R.Frey	YACO Racing	Audi R8 LMS ultra	35	1:01:18.599	33.109	156,7	18	1:42.130	161,2
15	11 C.Jöns/N.Thiim	Prosperia C. Abt Racing	Audi R8 LMS ultra	35	1:01:18.679	33.189	156,7	10	1:42.252	161,0
16	100 F.Stoll/D.Dobitsch	kfzteile24 APR Motorsport	Audi R8 LMS ultra	35	1:01:19.469	33.979	156,6	8	1:42.373	160,8
17	14 F.Spengler/A.Parente	MRS GT-Racing	McLaren MP4-12C GT3	35	1:01:34.586	49.096	156,0	8	1:42.654	160,4
18	9 D.Jöst(*G*)/F.Scholze(*G*)	TONINO Team Herberth	Porsche 911 GT3 R	35	1:01:39.723	54.233	155,8	11	1:42.570	160,5
19	7 H.Handlos(*G*)/A.Renauer	TONINO Team Herberth	Porsche 911 GT3 R	35	1:01:55.497	1:10.007	155,1	21	1:42.454	160,7
20	5 N.Morcom/R.Lukas	Farnbacher Racing	Porsche 911 GT3 R	35	1:01:56.775	1:11.285	155,1	22	1:42.254	161,0
21	17 R.Lips(*G*)/L.Marionek	Callaway Competition	Corvette Z06.R GT3	35	1:02:14.748	1:29.258	154,3	22	1:42.284	161,0
22	33 C.Dupre/T.Schöffler	Dupre Motorsport Engineering	Audi R8 LMS ultra	35	1:02:18.819	1:33.329	154,1	17	1:42.213	161,1
23	4 A.Wossos(*G*)/W.Nathan(*G*)	GW IT Racing Team Schütz Motors	Porsche 911 GT3 R	34	1:00:50.088	1 LAP	153,4	8	1:43.438	159,2
24	18 T.Seiler(*G*)/A.Simonsen	Callaway Competition	Corvette Z06.R GT3	32	56:06.217	3LAPS	156,5	21	1:41.592	162,1
25	24 A.von Thum und Taxis/T.Enge	Reiter Engineering	Chevrolet Camaro GT	31	57:43.452	4LAPS	147,4	5	1:42.762	160,2

Fastest lap of the race. Car 21 driver Ludwig on lap 5. Time 1:41.130, average speed 162,8 km/h.

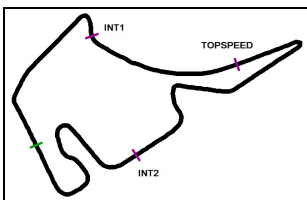
(*G*) marks the gentlemen driver

Subject to final scrutineering!

Publications Time:

Clerk of the course:

Time Keeping:



ADAC GT Masters

Lap chart Race 1

Provisional

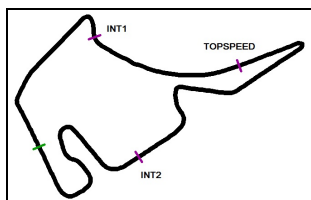


Hockenheim, Length: 4574 m

Saturday 4.10.2014 12:00

POS	1	2	3	4	5	6	7	8	9	10	11	12	13	14	15	16	17	18	19	20	21	22	23	24	25	26	27
LAP 1	21	8	3	20	23	13	1	6	22	10	19	100	9	27	16	2	14	7	11	5	24	4	33	18	17		
LAP 2	21	8	3	20	23	13	1	6	22	19	10	100	27	16	2	14	11	7	24	5	4	33	9	18	17		
LAP 3	21	8	3	20	23	13	1	6	22	19	10	100	27	16	2	11	14	7	24	5	4	9	33	18	17		
LAP 4	21	8	3	20	23	13	1	6	22	19	10	27	100	16	2	11	14	24	7	5	4	9	33	18	17		
LAP 5	21	8	3	20	23	13	1	6	22	19	27	10	100	16	2	11	14	24	7	5	4	9	33	18	17		
LAP 6	21	8	3	20	23	13	1	6	22	19	27	10	100	16	2	11	14	24	7	5	4	9	18	33	17		
LAP 7	21	8	3	20	23	13	1	6	22	19	27	10	100	16	2	11	14	24	7	5	4	9	18	17	33		
LAP 8	21	8	3	20	23	13	1	6	22	19	27	10	100	16	2	11	14	24	7	5	4	9	18	17	33		
LAP 9	21	8	3	20	23	13	1	6	22	19	27	10	100	16	2	11	14	24	9	4	18	17	7	33	5		
LAP 10	21	8	3	20	23	13	1	6	22	19	27	10	100	16	2	11	14	24	9	18	4	17	7	33	5		
LAP 11	21	8	3	20	23	13	1	6	22	19	27	10	100	16	2	11	14	24	9	18	4	17	7	5	33		
LAP 12	21	3	8	20	23	13	1	6	22	19	27	10	100	16	2	11	14	24	9	18	4	17	7	5	33		
LAP 13	21	3	8	20	23	13	1	6	22	19	27	10	100	16	2	11	14	24	9	18	4	17	7	5	33		
LAP 14	21	3	8	20	23	13	1	6	22	19	27	10	100	16	2	11	14	24	9	18	4	17	7	5	33		
LAP 15	21	3	8	23	13	.20	6	22	19	.1	.27	.10	100	11	.16	.2	14	9	.24	.18	17	.4	.7	.5	.33		
LAP 16	21	3	8	23	13	6	.22	.19	100	11	9	.14	20	1	27	10	.17	16	2	18'	4'	7'	5'	33'	24'		
LAP 17	21	3	.8	23	13	6	100	11	.9	20	1	19	22	27	10	16	2	14	18'	4'	7'	5'	17'	33'	24'		
LAP 18	21	3	.23	.13	6	.100	.11	8	20	1	19	22	27	10	16	2	14	9	18	7'	4'	5'	17'	33'	24'		
LAP 19	3	.21	.6	8	20	13	23	1	19	22	27	10	16	2	100	11	14	18	9	7'	4'	5'	17'	33'	24'		
LAP 20	.3	21	8	20	1	23	19	6	22	27	.13	10	16	2	100	11	14	18	9	7	4	5	17	33	24'		
LAP 21	21	3	8	20	1	23	19	6	22	27	10	16	2	13	100	11	18	14	9	7	4	5	17	33	24'		
LAP 22	21	3	8	20	1	23	19	6	22	27	10	16	2	13	100	11	18	14	9	7	4	5	17	33	24'		
LAP 23	21	3	8	1	20	23	19	6	22	27	10	16	2	13	100	11	18	14	9	7	5	4	17	33	24'		
LAP 24	21	3	8	1	20	23	19	6	22	27	10	16	2	13	100	11	18	14	9	7	5	4	17	33	24'		
LAP 25	21	3	8	1	20	23	19	6	27	22	10	16	2	13	100	11	18	14	9	7	5	4	17	33	24'		
LAP 26	21	8	1	.3	20	23	19	6	27	22	10	16	13	2	100	11	18	14	9	7	5	4	17	33	24'		
LAP 27	21	8	1	20	23	19	6	27	22	10	3	16	13	2	100	11	18	14	9	7	5	4	17	33	24'		
LAP 28	21	8	1	20	23	19	6	27	22	10	3	13	2	16	100	11	18	14	9	7	5	4	17	33	24'		
LAP 29	21	8	1	20	23	19	6	27	22	10	3	13	2	16	100	11	18	14	9	7	5	17	4	33	24'		
LAP 30	21	8	1	20	23	19	6	27	22	10	3	13	2	16	100	18	11	14	9	7	5	17	4	33	24'		
LAP 31	21	1	8	20	23	19	6	27	22	10	3	13	2	16	18	100	11	14	9	7	5	17	33	4	24'		
LAP 32	21	1	8	20	23	19	6	27	22	10	3	13	2	18	16	100	11	14	9	7	5	17	33	4			
LAP 33	1	21	8	20	23	19	6	27	22	10	3	13	2	16	11	100	14	9	7	5	17	33	4				
LAP 34	1	21	8	20	23	19	6	27	22	10	3	13	2	16	11	100	14	9	7	5	17	33	4'				
LAP 35	1	21	8	20	23	19	6	27	22	10	3	13	2	16	11	100	14	9	7	5	17	33					

. - PIT STOP ' - LAP BEHIND



ADAC GT Masters



Lap analysis Race 1

Provisional

Hockenheim, Length: 4574 m

Air temperature: 21.2°C

Track temperature: 26.7°C

Weather condition: Dry



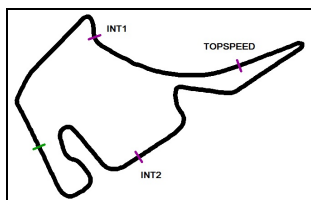
Reg. Nr.: 285/14

Saturday 4.10.2014 12:00

Lap	Time	SE1	SP1	SE2	SP2	SE3	SP3	TSP	Lap	Time	SE1	SP1	SE2	SP2	SE3	SP3	TSP
1 Andreas Wirth, DEU/ Daniel Keilwitz, DEU									theoretical besttime: 1:41.141								
1	1:50.169	28.303	141	48.213	191	33.653	205	257	19	1:41.669	22.526	163	46.292	193	32.851	206	261
2	1:43.040	22.603	161	47.185	193	33.252	205	261	20	1:42.150	22.623	161	46.854	191	32.673	207	261
3	1:42.415	22.561	162	46.851	190	33.003	207	262	21	1:41.381	22.556	163	46.376	195	32.449	208	261
4	1:41.642	22.429	160	46.544	193	32.669	207	262	22	1:41.466	22.553	163	46.404	194	32.509	207	261
5	1:41.823	22.543	162	46.477	195	32.803	206	261	23	1:42.477	22.557	163	47.379	193	32.541	207	260
6	1:41.765	22.400	161	46.472	191	32.893	205	263	24	1:41.578	22.439	162	46.566	194	32.573	208	259
7	1:41.920	22.598	161	46.520	194	32.802	207	262	25	1:41.945	22.568	162	46.768	192	32.609	207	259
8	1:42.257	22.751	163	46.447	194	33.059	206	263	26	1:41.820	22.650	163	46.311	193	32.859	206	260
9	1:42.043	22.643	161	46.623	194	32.777	206	262	27	1:41.604	22.577	163	46.354	194	32.673	207	260
10	1:42.269	22.662	161	46.720	195	32.887	206	263	28	1:41.695	22.611	163	46.421	194	32.663	207	261
11	1:42.402	22.717	162	46.536	194	33.149	206	262	29	1:42.530	22.781	162	46.834	193	32.915	206	262
12	1:42.128	22.669	162	46.354	194	33.105	206	262	30	1:42.621	22.678	165	47.059	195	32.884	208	261
13	1:42.407	22.731	161	46.603	193	33.073	206	261	31	1:42.690	22.748	163	47.043	194	32.899	206	262
14	1:42.011	22.642	161	46.471	194	32.898	206	261	32	1:43.408	22.835	163	47.415	193	33.158	207	263
15	1:46.647	22.865	161	46.560	193	37.222		261	33	1:42.804	22.959	162	46.742	194	33.103	207	262
16	2:38.272	1:18.870	162	46.666	191	32.736	207	259	34	1:43.801	22.871	161	47.441	192	33.489	206	260
17	1:41.530	22.460	163	46.508	192	32.562	207		35	1:43.755	23.022	162	47.203	192	33.530	205	259
18	1:41.356	22.409	162	46.431	193	32.516	208	259									

2 Patrick Assenheimer, DEU/ Diego Alessi, ITA									theoretical besttime: 1:41.843								
1	1:54.163	29.845	133	50.381	190	33.937	200	253	19	1:42.724	22.721	158	46.601	192	33.402	201	259
2	1:44.559	22.960	160	48.163	191	33.436	201	260	20	1:42.453	22.702	161	46.586	195	33.165	202	260
3	1:44.286	22.735	157	48.114	190	33.437	203	261	21	1:42.627	22.722	160	46.736	195	33.169	203	261
4	1:42.806	22.833	159	46.992	191	32.981	203	262	22	1:42.487	22.779	159	46.605	194	33.103	203	260
5	1:42.517	22.810	159	46.783	191	32.924	203	262	23	1:42.771	22.772	159	46.743	194	33.256	201	260
6	1:42.418	22.521	160	46.755	192	33.142	202	262	24	1:43.316	22.869	160	47.274	194	33.173	204	257
7	1:42.653	22.852	162	46.732	192	33.069	203	262	25	1:42.794	22.764	159	46.727	194	33.303	201	260
8	1:42.247	22.755	161	46.455	193	33.037	203	262	26	1:44.293	22.862	160	48.045	194	33.386	204	259
9	1:42.981	23.065	161	46.838	192	33.078	202	260	27	1:42.837	22.814	161	46.566	193	33.457	201	262
10	1:42.853	22.812	161	46.793	193	33.248	203	261	28	1:43.252	22.814	159	47.054	193	33.384	203	260
11	1:42.394	22.723	162	46.642	193	33.029	202	261	29	1:42.530	22.671	160	46.528	193	33.331	204	261
12	1:42.987	23.052	161	46.791	191	33.144	202	261	30	1:43.058	22.834	160	46.771	195	33.453	203	260
13	1:42.568	22.849	161	46.728	193	32.991	204	262	31	1:42.865	23.032	161	46.604	196	33.229	205	260
14	1:42.514	22.668	162	46.732	193	33.114	203	262	32	1:42.853	22.745	162	46.716	194	33.392	202	262
15	1:49.137	22.985	160	46.870	192	39.282		262	33	1:42.653	22.834	162	46.490	195	33.329	200	262
16	2:37.611	1:17.702	159	46.552	192	33.357	202	258	34	1:42.867	22.721	161	46.750	194	33.396	203	263
17	1:42.522	22.873	162	46.542	194	33.107	200	260	35	1:45.579	23.480	159	47.997	190	34.102	202	261
18	1:42.548	22.746	160	46.398	195	33.404	203	260									

3 Christian Engelhart, DEU/ Jaap van Lagen, NLD									theoretical besttime: 1:41.286								
1	1:47.402	27.130	152	47.521	189	32.751	203	254	19	1:42.318	22.667	160	46.630	193	33.021	202	253
2	1:42.084	22.569	160	46.838	189	32.677	201	253	20	1:46.586	22.622	160	46.796	192	37.168		255
3	1:41.423	22.302	161	46.571	190	32.550	203	253	21	2:36.792	1:16.374	160	47.299	193	33.119	199	254
4	1:41.613	22.314	160	46.693	191	32.606	203	254	22	1:42.346	22.808	161	46.755	194	32.783	201	253
5	1:41.496	22.486	161	46.481	192	32.529	202	254	23	1:42.253	22.630	160	46.860	193	32.763	202	253
6	1:41.527	22.380	161	46.644	191	32.503	203	254	24	1:42.565	22.755	159	46.848	194	32.962	202	254
7	1:42.068	22.573	161	46.823	192	32.672	199	253	25	1:43.121	22.810	161	47.097	193	33.214	202	254
8	1:41.785	22.527	160	46.666	191	32.592	201	254	26	1:48.110	22.952	161	47.079	192	38.079		255
9	1:41.762	22.445	160	46.675	192	32.642	201	253	27	1:59.924	39.923	159	46.941	194	33.060	200	254
10	1:41.898	22.427	160	46.805	192	32.666	202	254	28	1:42.518	22.891	160	46.680	195	32.947	201	256
11	1:41.515	22.356	160	46.613	191	32.546	202	254	29	1:42.868	22.839	161	46.898	192	33.131	200	253
12	1:41.898	22.544	160	46.728	192	32.626	201	253	30	1:42.792	22.945	159	46.897	194	32.950	202	252
13	1:41.733	22.571	160	46.567	193	32.595	199	253	31	1:42.773	22.877	158	46.848	192	33.048	201	254
14	1:41.626	22.443	159	46.649	192	32.534	202	252	32	1:42.406	22.601	159	46.723	193	33.082	202	254
15	1:41.987	22.540	159	46.790	192	32.657	201	252	33	1:43.158	22.635	160	46.972	191	33.551	201	256
16	1:42.055	22.650	159	46.679	192	32.726	202	252	34	1:42.931	22.905	159	46.802	193	33.224	201	255
17	1:42.193	22.682	160	46.743	192	32.768	201	252	35	1:43.080	22.751	160	47.116	192	33.213	200	255
18	1:42.238	22.514	159	46.820	192	32.904	202	253									



ADAC GT Masters



Lap analysis Race 1

Provisional

Hockenheim, Length: 4574 m

Air temperature: 21.2°C

Track temperature: 26.7°C

Weather condition: Dry



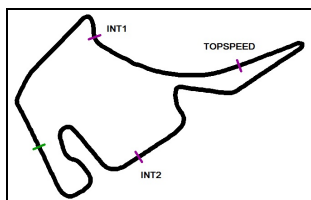
Reg. Nr.: 285/14

Saturday 4.10.2014 12:00

Lap	Time	SE1	SP1	SE2	SP2	SE3	SP3	TSP	Lap	Time	SE1	SP1	SE2	SP2	SE3	SP3	TSP
4 Antonios Wossos, GRC/ Wolf Nathan, NLD									theoretical besttime: 1:43.256								
1	1:57.469	31.495	137	52.028	182	33.946	199	249	19	1:44.308	23.233	159	47.301	190	33.774	200	251
2	1:44.938	23.408	158	47.818	189	33.712	198	252	20	1:44.600	23.279	158	47.718	188	33.603	199	251
3	1:44.311	23.295	158	47.619	188	33.397	199	253	21	1:45.203	23.459	158	47.886	190	33.858	199	250
4	1:44.072	23.100	160	47.297	189	33.675	200	254	22	1:44.845	23.573	159	47.416	189	33.856	198	249
5	1:43.912	23.210	157	47.483	188	33.219	198	254	23	1:46.374	24.062	155	48.229	189	34.083	200	251
6	1:43.628	23.292	156	47.184	188	33.152	199	252	24	1:46.149	23.567	159	48.656	188	33.926	199	250
7	1:43.657	23.022	159	47.412	189	33.223	199	252	25	1:45.365	23.401	156	48.005	188	33.959	199	250
8	1:43.438	22.920	159	47.304	189	33.214	198	253	26	1:45.102	23.311	158	47.892	190	33.899	199	250
9	1:45.484	23.164	155	48.615	189	33.705	198	246	27	1:45.603	23.887	156	47.843	189	33.873	197	249
10	1:45.822	24.240	154	47.800	188	33.782	198	253	28	1:45.504	23.747	155	47.983	189	33.774	200	249
11	1:44.968	23.547	160	47.645	188	33.776	198	251	29	1:45.713	23.643	157	48.231	189	33.839	199	248
12	1:45.150	23.442	158	47.404	189	34.304	198	252	30	1:45.976	23.185	158	48.565	190	34.226	197	251
13	1:45.281	23.403	158	47.985	187	33.893	196	252	31	1:45.341	23.647	158	47.888	189	33.806	201	251
14	1:44.733	23.257	159	47.719	189	33.757	198	251	32	1:45.420	23.366	157	47.785	189	34.269	199	252
15	1:50.566	23.664	140	48.607	186	38.295		248	33	1:46.017	23.972	156	47.903	190	34.142	199	250
16	2:40.076	1:18.365	150	47.591	190	34.120	199	250	34	1:48.692	25.572	139	48.959	187	34.161	200	219
17	1:45.801	24.353	145	47.887	188	33.561	200	250									
18	1:46.570	23.669	158	48.159	189	34.742	198	250									

Lap	Time	SE1	SP1	SE2	SP2	SE3	SP3	TSP	Lap	Time	SE1	SP1	SE2	SP2	SE3	SP3	TSP
5 Nathan Morcom, AUS/ Robert Lukas, POL									theoretical besttime: 1:42.173								
1	1:56.229	31.197	151	51.215	185	33.817	200	259	19	1:42.351	22.683	158	46.691	192	32.977	198	251
2	1:45.335	23.208	154	48.578	188	33.549	200	251	20	1:42.589	22.715	158	46.796	191	33.078	199	251
3	1:44.016	23.121	158	47.284	188	33.611	203	256	21	1:42.577	22.705	159	46.815	188	33.057	200	252
4	1:44.233	23.153	159	47.582	190	33.498	202	256	22	1:42.254	22.645	158	46.762	191	32.847	201	251
5	1:43.250	23.085	158	47.126	190	33.039	199	256	23	1:43.133	23.136	157	47.033	190	32.964	200	251
6	1:43.314	22.921	158	47.140	190	33.253	200	255	24	1:42.435	22.782	158	46.693	191	32.960	201	252
7	1:42.970	22.890	159	46.926	190	33.154	198	255	25	1:42.791	22.780	154	46.913	191	33.098	198	252
8	1:42.901	22.929	159	46.923	192	33.049	199	253	26	1:42.787	22.814	157	46.869	191	33.104	198	250
9	2:15.661	55.304	156	47.403	190	32.954	199	251	27	1:42.434	22.664	158	46.708	192	33.062	199	250
10	1:43.081	22.935	158	47.028	190	33.118	200	251	28	1:42.618	22.726	159	46.812	189	33.080	197	252
11	1:44.014	22.976	158	47.907	189	33.131	201	253	29	1:42.773	22.862	159	46.902	191	33.009	200	250
12	1:43.297	23.109	158	47.160	190	33.028	202	251	30	1:42.383	22.725	159	46.681	190	32.977	198	251
13	1:43.993	23.329	157	47.435	190	33.229	200	251	31	1:43.170	23.219	159	46.760	190	33.191	198	252
14	1:43.646	23.086	158	47.208	189	33.352	200	251	32	1:43.086	22.670	159	46.709	190	33.707	199	252
15	1:49.014	23.166	158	47.245	189	38.603		251	33	1:44.168	23.206	156	47.549	191	33.413	198	251
16	2:38.724	1:18.434	157	47.118	190	33.172	199	251	34	1:42.802	22.919	159	46.691	191	33.192	197	252
17	1:43.359	23.215	157	47.012	191	33.132	200	252	35	1:42.754	22.790	158	46.779	191	33.185	201	252
18	1:42.633	22.882	159	46.783	191	32.968	199	252									

Lap	Time	SE1	SP1	SE2	SP2	SE3	SP3	TSP	Lap	Time	SE1	SP1	SE2	SP2	SE3	SP3	TSP
6 Sebastian Asch, DEU/ Philipp Frommenwiler, CHE									theoretical besttime: 1:41.803								
1	1:50.452	28.440	141	48.342	189	33.670	200	253	19	1:47.371	22.731	159	46.702	192	37.938		258
2	1:43.003	22.572	159	47.277	188	33.154	202	260	20	2:36.813	1:16.332	158	47.102	190	33.379	202	258
3	1:42.486	22.617	159	46.902	188	32.967	203	259	21	1:43.072	22.882	159	46.984	193	33.206	202	258
4	1:42.054	22.617	159	46.665	191	32.772	201	257	22	1:43.702	22.753	158	47.394	189	33.555	199	254
5	1:42.014	22.624	159	46.563	192	32.827	202	258	23	1:43.050	23.084	160	46.831	192	33.135	202	255
6	1:41.844	22.540	160	46.602	190	32.702	200	256	24	1:42.896	22.878	160	46.922	193	33.096	202	255
7	1:41.991	22.555	159	46.711	190	32.725	201	255	25	1:42.972	22.767	160	46.964	191	33.241	201	255
8	1:42.064	22.673	159	46.624	189	32.767	200	258	26	1:43.013	22.857	160	46.997	192	33.159	201	255
9	1:42.040	22.606	159	46.626	192	32.808	202	254	27	1:43.043	22.945	159	46.952	193	33.146	201	255
10	1:42.004	22.538	160	46.688	191	32.778	200	257	28	1:43.049	23.007	160	46.893	192	33.149	201	254
11	1:42.146	22.640	160	46.570	190	32.936	201	258	29	1:42.955	22.935	160	46.833	191	33.187	201	256
12	1:42.337	22.739	159	46.816	190	32.782	201	258	30	1:42.796	22.815	161	46.860	193	33.121	202	254
13	1:42.618	22.643	160	46.954	191	33.021	200	256	31	1:42.675	22.765	161	46.743	191	33.167	201	255
14	1:42.169	22.640	160	46.570	191	32.959	200	256	32	1:43.066	22.913	161	46.881	193	33.272	203	253
15	1:42.471	22.746	159	46.814	190	32.911	201	257	33	1:42.865	22.819	160	46.758	191	33.288	201	257
16	1:42.733	22.825	155	47.103	191	32.805	202	256	34	1:43.279	22.965	160	47.032	192	33.282	201	256
17	1:43.174	22.736	161	46.932	189	33.506	202	256	35	1:43.801	23.011	160	47.058	192	33.732	201	255
18	1:42.800	23.090	160	46.881	191	32.829	203	256									



ADAC GT Masters



Lap analysis Race 1

Provisional

DMSB Reg. Nr.: 285/14
Deutscher Motor Sport Bund e.V.

Hockenheim, Length: 4574 m

Air temperature: 21.2°C

Track temperature: 26.7°C

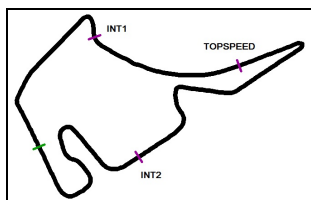
Weather condition: Dry

Saturday 4.10.2014 12:00

Lap	Time	SE1	SP1	SE2	SP2	SE3	SP3	TSP	Lap	Time	SE1	SP1	SE2	SP2	SE3	SP3	TSP
7 Herbert Handlos, AUT/ Alfred Renauer, DEU									theoretical besttime: 1:42.373								
1	1:55.224	30.604	148	50.400	189	34.220	198		19	1:42.759	22.784	158	46.858	189	33.117	197	250
2	1:45.178	23.667	147	48.102	188	33.409	201	254	20	1:42.902	22.900	159	47.001	190	33.001	200	250
3	1:44.475	22.809	159	47.273	189	34.393	201	256	21	1:42.454	22.817	157	46.761	191	32.876	200	250
4	1:44.613	22.911	156	48.069	192	33.633	200	258	22	1:42.813	22.855	158	46.865	191	33.093	200	251
5	1:43.207	22.764	158	46.864	191	33.579	198	259	23	1:42.856	22.809	159	46.925	190	33.122	200	250
6	1:42.995	22.755	146	47.203	191	33.037	200	253	24	1:43.311	22.854	159	47.229	188	33.228	200	250
7	1:42.922	22.811	160	46.867	191	33.244	198	256	25	1:42.797	22.771	158	47.039	191	32.987	201	250
8	1:43.521	22.925	157	47.021	191	33.575	192	257	26	1:43.103	22.907	159	47.009	190	33.187	197	250
9	2:03.493	42.022	156	47.887	188	33.584	199	253	27	1:43.091	22.981	158	46.949	191	33.161	200	250
10	1:43.902	23.072	158	47.411	190	33.419	199	253	28	1:42.910	22.865	158	46.926	189	33.119	200	252
11	1:44.370	23.041	154	47.812	188	33.517	199	252	29	1:42.622	22.790	158	46.866	191	32.966	201	250
12	1:43.502	22.834	160	47.428	190	33.240	200	254	30	1:42.589	22.811	158	46.921	190	32.857	202	251
13	1:45.126	23.322	154	48.238	188	33.566	200	252	31	1:42.843	22.763	157	46.954	190	33.126	199	251
14	1:44.107	22.977	158	47.563	190	33.567	197	250	32	1:43.786	22.904	158	47.027	190	33.855	200	251
15	1:48.078	22.981	151	47.217	191	37.880		251	33	1:45.596	23.849	145	47.743	189	34.004	198	251
16	2:38.560	1:17.964	159	47.460	189	33.136	198	251	34	1:44.158	23.084	159	47.232	189	33.842	197	252
17	1:42.838	22.925	159	46.987	191	32.926	201	253	35	1:45.831	24.329	151	47.710	190	33.792	201	251
18	1:42.965	22.764	159	46.943	190	33.258	200	252									

8 Robert Renauer, DEU/ Martin Ragginger, AUT									theoretical besttime: 1:41.364								
1	1:46.753	26.906	157	47.280	190	32.567	201	250	19	1:42.094	22.862	159	46.623	191	32.609	200	250
2	1:41.699	22.573	159	46.738	192	32.388	201	250	20	1:41.877	22.532	158	46.654	191	32.691	200	250
3	1:41.609	22.590	159	46.605	192	32.414	201	251	21	1:42.194	22.620	158	46.686	190	32.888	200	252
4	1:41.703	22.519	158	46.673	191	32.511	200	251	22	1:42.452	22.839	158	46.741	190	32.872	200	252
5	1:41.387	22.426	159	46.624	192	32.337	201	253	23	1:42.022	22.562	159	46.601	189	32.859	200	252
6	1:41.963	22.568	160	46.620	192	32.775	196	252	24	1:42.380	22.574	158	46.803	191	33.003	200	252
7	1:41.614	22.503	158	46.710	192	32.401	201	251	25	1:42.557	22.456	160	47.017	189	33.084	201	252
8	1:41.620	22.466	158	46.661	193	32.493	201	252	26	1:43.171	22.809	160	47.125	188	33.237	200	253
9	1:41.882	22.610	159	46.756	193	32.516	201	252	27	1:42.479	22.775	159	46.731	189	32.973	199	251
10	1:41.917	22.585	157	46.762	192	32.570	200	252	28	1:42.803	22.946	158	46.929	192	32.928	199	251
11	1:41.885	22.571	159	46.749	193	32.565	201	252	29	1:42.605	22.731	159	46.837	190	33.037	200	252
12	1:43.284	22.625	158	47.641	190	33.018	200	251	30	1:42.735	22.675	160	47.000	190	33.060	200	251
13	1:42.021	22.626	158	46.706	191	32.689	201	252	31	1:43.849	22.786	160	47.756	191	33.307	201	253
14	1:41.881	22.587	158	46.666	192	32.628	200	251	32	1:43.256	22.801	161	47.098	190	33.357	201	253
15	1:42.003	22.544	158	46.787	192	32.672	201	252	33	1:43.478	22.880	160	47.231	189	33.367	200	254
16	1:42.280	22.661	158	46.890	191	32.729	201	252	34	1:43.590	23.025	160	47.128	191	33.437	200	253
17	1:46.305	22.561	158	46.744	192	37.000		253	35	1:43.937	23.000	161	47.304	191	33.633	200	256
18	2:37.387	1:17.644	157	46.976	190	32.767	200	251									

9 Dominic Jöst, DEU/ Florian Scholze, DEU									theoretical besttime: 1:42.031								
1	1:52.319	29.643	130	49.377	188	33.299	202	252	19	1:44.126	23.206	160	47.563	189	33.357	200	250
2	1:53.188	23.471	155	56.544	189	33.173	200	253	20	1:43.316	23.028	161	47.128	193	33.160	202	252
3	1:42.823	23.271	157	46.875	190	32.677	200	251	21	1:43.422	23.093	160	47.186	191	33.143	201	252
4	1:42.643	22.658	158	46.754	192	33.231	201	252	22	1:43.176	23.132	159	46.936	192	33.108	202	252
5	1:44.047	23.346	157	47.733	190	32.968	199	254	23	1:43.450	23.101	160	47.148	192	33.201	200	252
6	1:43.549	23.299	153	47.164	189	33.086	200	253	24	1:45.023	23.040	157	48.801	192	33.182	200	243
7	1:43.814	23.474	160	46.997	189	33.343	198	253	25	1:43.078	23.088	161	46.950	192	33.040	200	251
8	1:43.347	22.995	160	47.112	189	33.240	199	253	26	1:43.575	23.014	160	47.355	190	33.206	199	250
9	1:42.822	23.150	157	47.046	191	32.626	200	252	27	1:43.397	23.234	161	46.978	192	33.185	199	250
10	1:42.696	22.984	160	46.990	192	32.722	198	250	28	1:43.553	23.218	161	47.139	191	33.196	200	252
11	1:42.570	23.023	159	46.747	191	32.800	197	249	29	1:43.531	23.179	160	47.134	192	33.218	201	250
12	1:42.570	22.905	158	46.830	191	32.835	200	251	30	1:43.888	23.399	160	47.229	190	33.260	201	250
13	1:42.672	22.996	160	46.783	191	32.893	198	251	31	1:43.386	23.149	159	46.969	192	33.268	199	251
14	1:42.779	22.912	159	46.828	191	33.039	197	251	32	1:43.438	23.106	160	47.063	191	33.269	201	251
15	1:43.293	22.903	159	47.146	190	33.244	198	252	33	1:44.645	23.394	156	47.631	190	33.620	199	251
16	1:42.976	22.917	159	47.037	190	33.022	200	251	34	1:44.343	23.581	161	47.266	190	33.496	200	251
17	1:47.600	23.098	158	47.160	189	37.342		249	35	1:44.114	23.297	160	47.411	191	33.406	201	250
18	2:40.554	1:18.848	157	48.053	190	33.653	199	248									



ADAC GT Masters



Lap analysis Race 1

Provisional

DMSB Reg. Nr.: 285/14
Deutscher Motor Sport Bund e.V.

Hockenheim, Length: 4574 m

Air temperature: 21.2°C

Track temperature: 26.7°C

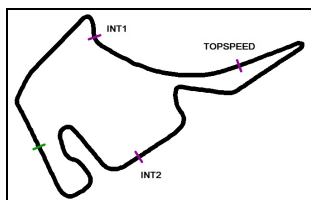
Weather condition: Dry

Saturday 4.10.2014 12:00

Lap	Time	SE1	SP1	SE2	SP2	SE3	SP3	TSP	Lap	Time	SE1	SP1	SE2	SP2	SE3	SP3	TSP
10 Kelvin van der Linde, ZAF/ Rene Rast, DEU									theoretical besttime: 1:41.806								
1	1:51.139	29.034	136	48.747	185	33.358	197	249	19	1:42.149	22.717	157	46.949	191	32.483	200	251
2	1:44.429	22.858	156	47.233	189	34.338	197	252	20	1:42.229	22.664	156	46.931	190	32.634	199	252
3	1:43.229	23.108	156	47.295	189	32.826	199	251	21	1:42.351	22.739	156	46.954	191	32.658	200	251
4	1:42.814	22.928	156	46.933	189	32.953	191	252	22	1:42.740	22.713	158	47.058	191	32.969	199	251
5	1:43.365	23.039	154	47.544	189	32.782	197	251	23	1:43.111	22.790	157	47.194	190	33.127	199	252
6	1:42.518	22.932	156	46.989	190	32.597	197	250	24	1:43.224	22.990	154	47.257	190	32.977	199	250
7	1:42.302	22.559	157	47.083	189	32.660	197	250	25	1:43.246	22.876	156	47.311	190	33.059	200	251
8	1:42.016	22.570	157	46.814	190	32.632	197	251	26	1:43.113	22.983	156	47.333	191	32.797	201	251
9	1:42.527	22.633	156	47.288	190	32.606	196	249	27	1:42.904	22.896	157	47.151	189	32.857	200	250
10	1:42.096	22.716	156	46.947	192	32.433	199	250	28	1:42.768	22.750	157	47.134	191	32.884	201	251
11	1:42.333	22.632	157	46.973	190	32.728	195	250	29	1:42.916	22.793	157	47.225	190	32.898	201	251
12	1:42.226	22.629	157	46.935	190	32.662	197	250	30	1:43.067	22.909	158	47.245	190	32.913	200	251
13	1:42.235	22.650	157	47.011	189	32.574	198	250	31	1:43.053	22.975	157	47.210	190	32.868	201	251
14	1:42.355	22.646	156	47.077	190	32.632	197	249	32	1:42.835	22.710	156	47.214	190	32.911	199	252
15	1:47.010	22.650	156	47.216	190	37.144		249	33	1:43.076	22.837	157	47.131	190	33.108	199	251
16	2:36.223	1:16.501	156	47.155	191	32.567	199	248	34	1:43.501	22.926	157	47.314	190	33.261	198	252
17	1:42.229	22.663	158	46.969	188	32.597	199	250	35	1:44.466	22.941	156	47.428	191	34.097	152	250
18	1:42.135	22.604	157	46.967	192	32.564	200	251									

Lap	Time	SE1	SP1	SE2	SP2	SE3	SP3	TSP	Lap	Time	SE1	SP1	SE2	SP2	SE3	SP3	TSP
11 Christer Jöns, DEU/ Nicki Thiim, DNK									theoretical besttime: 1:42.109								
1	1:55.379	31.787	151	49.631	186	33.961	198	251	19	2:38.416	1:18.094	156	47.386	190	32.936	198	249
2	1:44.078	23.182	155	47.622	188	33.274	197	248	20	1:42.872	22.792	155	47.226	191	32.854	198	250
3	1:43.917	22.867	156	47.737	186	33.313	199	251	21	1:43.194	22.718	156	47.178	188	33.298	198	251
4	1:43.002	22.786	157	47.565	189	32.651	199	250	22	1:43.012	22.928	156	47.109	190	32.975	198	251
5	1:42.544	22.732	157	47.082	191	32.730	198	252	23	1:43.009	22.961	155	47.293	188	32.755	199	250
6	1:42.731	22.670	156	47.221	188	32.840	197	248	24	1:42.774	22.709	158	47.154	190	32.911	198	250
7	1:42.493	22.748	156	47.165	188	32.580	199	249	25	1:43.102	22.844	157	47.316	190	32.942	198	250
8	1:42.755	22.717	155	47.286	190	32.752	198	250	26	1:42.879	22.756	156	47.245	191	32.878	199	249
9	1:42.816	22.695	156	47.377	188	32.744	197	248	27	1:43.018	22.772	157	47.365	190	32.881	199	250
10	1:42.252	22.756	157	46.989	191	32.507	199	249	28	1:43.089	22.754	156	47.288	189	33.047	198	251
11	1:42.974	22.724	157	47.261	188	32.989	198	250	29	1:43.510	22.971	156	47.492	188	33.047	199	251
12	1:42.296	22.774	157	47.072	189	32.450	199	250	30	1:43.967	22.878	156	47.936	190	33.153	195	250
13	1:42.843	22.937	157	47.134	189	32.772	198	250	31	1:42.995	22.868	157	47.168	189	32.959	198	251
14	1:42.935	22.912	156	47.156	189	32.867	198	249	32	1:43.683	22.744	157	47.334	189	33.605	197	251
15	1:42.938	22.886	157	47.337	188	32.715	197	248	33	1:43.576	22.965	154	47.671	189	32.940	198	247
16	1:43.131	22.847	156	47.327	189	32.957	197	247	34	1:42.855	22.798	157	47.178	191	32.879	198	251
17	1:42.762	22.700	156	47.258	190	32.804	198	247	35	1:43.272	22.754	155	47.453	187	33.065	198	250
18	1:47.610	22.778	157	47.409	189	37.423		248									

Lap	Time	SE1	SP1	SE2	SP2	SE3	SP3	TSP	Lap	Time	SE1	SP1	SE2	SP2	SE3	SP3	TSP
13 David Jahn, DEU/ Sven Barth, DEU									theoretical besttime: 1:41.478								
1	1:49.533	27.915	151	48.295	189	33.323	202	257	19	2:36.494	1:16.464	158	47.126	192	32.904	202	258
2	1:42.959	22.769	160	47.349	193	32.841	203	260	20	1:49.863	22.874	158	47.126	189	39.863		257
3	1:42.363	22.659	161	46.768	194	32.936	203	260	21	1:56.297	35.857	160	47.409	192	33.031	201	260
4	1:41.739	22.565	160	46.558	194	32.616	203	261	22	1:42.552	22.698	160	46.780	194	33.074	202	259
5	1:41.770	22.562	161	46.450	194	32.758	203	261	23	1:42.474	22.708	160	46.763	192	33.003	202	259
6	1:41.717	22.412	161	46.518	192	32.787	203	261	24	1:43.066	22.795	160	47.084	193	33.187	201	259
7	1:42.094	22.522	160	46.711	193	32.861	204	260	25	1:42.560	22.798	160	46.750	193	33.012	203	259
8	1:42.194	22.665	161	46.631	193	32.898	203	260	26	1:42.803	22.796	161	47.026	193	32.981	203	259
9	1:42.237	22.629	161	46.746	194	32.862	202	258	27	1:42.713	22.778	161	46.899	193	33.036	201	258
10	1:42.226	22.609	160	46.693	194	32.924	201	259	28	1:43.221	22.822	161	47.258	193	33.141	201	259
11	1:42.096	22.586	161	46.648	193	32.862	202	259	29	1:42.523	22.754	160	46.655	193	33.114	201	256
12	1:41.994	22.566	161	46.494	193	32.934	203	260	30	1:42.729	22.799	160	46.633	193	33.297	201	256
13	1:42.246	22.701	161	46.587	194	32.958	203	259	31	1:42.524	22.873	161	46.658	193	32.993	203	257
14	1:42.015	22.488	161	46.539	194	32.988	203	259	32	1:42.848	22.916	161	46.770	192	33.162	202	257
15	1:42.242	22.667	161	46.622	193	32.953	203	258	33	1:42.682	22.901	161	46.593	193	33.188	202	258
16	1:42.213	22.682	161	46.641	195	32.890	204	259	34	1:44.412	23.001	160	46.779	193	34.632	198	259
17	1:42.460	22.667	162	46.628	194	33.165	202	259	35	1:44.179	23.480	158	47.399	192	33.300	202	259
18	1:46.145	22.692	162	46.540	195	36.913		259									



ADAC GT Masters



Lap analysis Race 1

Provisional

DMSB Reg. Nr.: 285/14
Deutscher Motor Sport Bund e.V.

Saturday 4.10.2014 12:00

Hockenheim, Length: 4574 m

Air temperature: 21.2°C

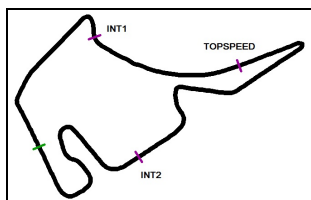
Track temperature: 26.7°C

Weather condition: Dry

Lap	Time	SE1	SP1	SE2	SP2	SE3	SP3	TSP	Lap	Time	SE1	SP1	SE2	SP2	SE3	SP3	TSP
14 Florian Spengler, DEU/ Alvaro Parente, PRT									theoretical besttime: 1:42.429								
1	1:54.479	30.112	155	50.551	189	33.816	201	256	19	1:43.088	22.872	158	46.991	190	33.225	200	256
2	1:44.631	23.005	158	48.118	189	33.508	201	259	20	1:43.011	22.984	158	46.887	192	33.140	201	257
3	1:45.049	22.889	156	47.887	189	34.273	203	259	21	1:44.409	22.753	157	48.051	190	33.605	199	259
4	1:43.336	22.641	158	47.544	192	33.151	201	259	22	1:43.999	22.974	158	47.104	191	33.921	199	258
5	1:43.224	22.903	158	46.836	191	33.485	201	260	23	1:43.261	23.013	158	47.057	192	33.191	201	258
6	1:43.640	23.058	154	47.213	191	33.369	200	258	24	1:42.942	22.892	157	46.816	193	33.234	201	258
7	1:42.950	22.807	158	46.832	191	33.311	202	258	25	1:43.424	22.891	158	47.076	192	33.457	201	257
8	1:42.654	22.810	158	46.770	192	33.074	200	258	26	1:43.154	22.854	155	47.033	192	33.267	201	256
9	1:43.189	22.915	158	46.905	190	33.369	200	257	27	1:43.229	22.787	158	47.009	192	33.433	200	257
10	1:43.144	23.062	158	46.736	191	33.346	201	257	28	1:43.041	22.711	158	46.937	192	33.393	201	257
11	1:43.224	22.884	159	46.992	190	33.348	201	258	29	1:43.100	22.785	157	46.828	192	33.487	202	257
12	1:42.802	22.906	159	46.714	191	33.182	199	258	30	1:43.532	22.737	157	47.216	191	33.579	202	257
13	1:43.870	22.976	158	47.242	190	33.652	200	258	31	1:43.346	22.843	159	46.983	192	33.520	201	258
14	1:43.434	23.059	157	46.766	191	33.609	199	257	32	1:43.932	22.871	158	47.180	192	33.881	197	258
15	1:43.251	22.963	159	46.936	190	33.352	200	257	33	1:44.350	23.403	153	47.212	191	33.735	201	257
16	1:47.722	23.039	158	46.798	191	37.885		256	34	1:43.730	22.989	157	47.056	190	33.685	200	258
17	2:40.877	1:20.172	154	47.321	191	33.384	200	255	35	1:43.836	22.858	158	47.165	191	33.813	200	256
18	1:43.726	23.281	159	47.253	191	33.192	199	258									

Lap	Time	SE1	SP1	SE2	SP2	SE3	SP3	TSP	Lap	Time	SE1	SP1	SE2	SP2	SE3	SP3	TSP
16 Philip Geipel, DEU/ Rahel Frey, CHE									theoretical besttime: 1:42.029								
1	1:53.179	29.817	142	49.685	190	33.677	199	248	19	1:43.129	22.971	152	47.249	191	32.909	200	247
2	1:44.499	23.121	157	48.148	190	33.230	199	252	20	1:42.578	22.692	157	47.009	190	32.877	200	249
3	1:44.256	22.819	158	48.567	190	32.870	199	251	21	1:42.724	22.603	157	46.933	191	33.188	198	249
4	1:42.675	22.895	158	46.976	190	32.804	201	253	22	1:43.134	22.919	157	47.093	192	33.122	198	248
5	1:42.492	22.608	157	47.071	191	32.813	198	249	23	1:43.172	22.867	158	47.254	190	33.051	197	248
6	1:42.212	22.653	158	46.738	190	32.821	198	253	24	1:43.430	22.924	152	47.554	190	32.952	199	246
7	1:42.444	22.672	158	46.844	191	32.928	201	253	25	1:42.871	22.730	159	47.171	191	32.970	198	247
8	1:42.581	22.705	158	46.989	190	32.887	199	253	26	1:43.639	22.857	159	47.682	191	33.100	199	247
9	1:42.721	22.669	159	47.302	191	32.750	200	251	27	1:42.898	22.724	159	47.053	192	33.121	198	248
10	1:42.501	22.623	157	47.062	191	32.816	202	252	28	1:45.489	22.851	160	48.941	190	33.697	199	248
11	1:42.657	22.674	159	46.868	190	33.115	199	252	29	1:43.421	22.924	160	47.177	191	33.320	198	251
12	1:43.035	22.779	157	47.309	190	32.947	198	252	30	1:42.903	22.731	159	47.137	192	33.035	200	252
13	1:42.915	22.939	159	47.013	191	32.963	201	250	31	1:42.975	22.945	159	46.991	192	33.039	199	250
14	1:43.063	22.791	158	47.220	189	33.052	199	249	32	1:44.950	22.728	159	48.409	184	33.813	196	248
15	1:47.239	22.706	157	47.038	191	37.495		250	33	1:43.570	23.183	157	47.326	188	33.061	199	251
16	2:37.779	1:17.895	158	47.042	193	32.842	196	250	34	1:43.136	22.850	158	47.165	191	33.121	199	252
17	1:42.557	22.606	158	47.077	189	32.874	199	248	35	1:43.645	22.735	158	47.437	190	33.473	197	251
18	1:42.130	22.573	158	46.839	190	32.718	200	249									

Lap	Time	SE1	SP1	SE2	SP2	SE3	SP3	TSP	Lap	Time	SE1	SP1	SE2	SP2	SE3	SP3	TSP
17 Remo Lips, CHE/ Lennart Maroneck, DEU									theoretical besttime: 1:41.996								
1	2:17.150	56.219	148	47.683	191	33.248	201	253	19	1:43.868	22.597	162	46.658	194	34.613	184	256
2	1:43.269	23.008	162	47.159	191	33.102	201	256	20	1:43.005	23.105	162	46.742	193	33.158	203	257
3	1:43.184	22.922	160	47.110	192	33.152	201	257	21	1:42.334	22.534	161	46.639	195	33.161	203	257
4	1:42.794	22.926	161	46.881	192	32.987	201	258	22	1:42.284	22.467	161	46.580	195	33.237	200	257
5	1:42.884	22.888	161	46.837	190	33.159	199	258	23	1:42.754	22.566	162	46.822	195	33.366	204	257
6	1:43.556	23.122	162	47.143	192	33.291	200	257	24	1:42.827	22.690	162	46.934	193	33.203	203	256
7	1:43.396	23.006	161	47.096	191	33.294	200	256	25	1:42.336	22.759	162	46.565	193	33.012	204	258
8	1:43.126	22.992	162	46.895	191	33.239	200	257	26	1:42.547	22.777	161	46.648	194	33.122	204	257
9	1:43.554	23.603	161	46.794	193	33.157	201	257	27	1:42.424	22.609	163	46.748	194	33.067	203	257
10	1:42.785	22.783	162	47.038	193	32.964	201	257	28	1:42.461	22.661	161	46.697	194	33.103	204	258
11	1:42.713	22.812	160	46.888	192	33.013	202	256	29	1:43.162	23.168	158	46.921	193	33.073	205	256
12	1:42.758	22.902	161	46.793	193	33.063	203	258	30	1:42.600	22.728	163	46.671	193	33.201	203	257
13	1:42.877	22.852	160	46.881	191	33.144	201	258	31	1:42.805	22.883	162	46.613	195	33.309	204	258
14	1:43.108	22.959	160	46.838	192	33.311	201	257	32	1:43.064	22.738	162	46.943	194	33.383	202	258
15	1:45.795	23.445	138	47.778	192	34.572	123	255	33	1:43.961	23.371	161	47.181	194	33.409	203	257
16	2:07.050	30.844	135	1:04.609	134	31.597		137	34	1:42.692	22.738	162	46.823	193	33.131	204	257
17	2:54.377	1:34.059	160	47.059	193	33.259	204	255	35	1:42.869	22.894	164	46.695	193	33.280	204	257
18	1:42.379	22.707	161	46.634	193	33.038	203	256									



ADAC GT Masters



Lap analysis Race 1

Provisional

DMSB Reg. Nr.: 285/14
Deutscher Motor Sport Bund e.V.

Hockenheim, Length: 4574 m

Air temperature: 21.2°C

Track temperature: 26.7°C

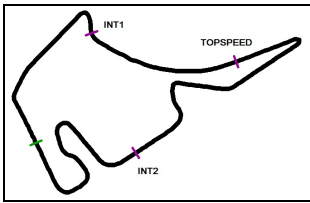
Weather condition: Dry

Saturday 4.10.2014 12:00

Lap	Time	SE1	SP1	SE2	SP2	SE3	SP3	TSP	Lap	Time	SE1	SP1	SE2	SP2	SE3	SP3	TSP
18 Toni Seiler, CHE/ Andreas Simonsen, SWE									theoretical besttime: 1:41.170								
1	2:09.867	30.979	143	1:04.862	142	34.026	198	260	18	1:42.562	22.636	162	46.459	194	33.467	202	262
2	1:43.637	23.124	155	47.550	191	32.963	202	257	19	1:42.187	22.663	163	46.615	192	32.909	203	259
3	1:42.682	22.846	161	46.930	195	32.906	203	259	20	1:42.428	22.707	162	46.694	194	33.027	203	259
4	1:42.686	22.843	162	46.729	194	33.114	202	260	21 1:41.592	22.786	162	46.169	195	32.637	204	264	
5	1:42.445	22.831	163	46.347	190	33.267	203	262	22	1:41.929	22.961	160	46.277	195	32.691	202	259
6	1:42.123	23.129	160	46.111	193	32.883	204	260	23	1:41.676	22.655	162	46.073	195	32.948	202	260
7	1:42.626	22.932	161	46.488	192	33.206	202	260	24	1:42.008	22.765	163	46.351	195	32.892	204	260
8	1:42.423	23.071	161	46.313	193	33.039	203	261	25	1:41.716	22.460	162	46.302	195	32.954	204	260
9	1:42.873	23.097	159	46.618	191	33.158	204	260	26	1:41.915	22.626	162	46.321	194	32.968	203	260
10	1:43.337	23.432	146	46.833	194	33.072	202	258	27	1:41.865	22.754	156	46.308	195	32.803	204	259
11	1:42.375	22.834	162	46.499	192	33.042	204	259	28	1:41.754	22.521	162	46.338	195	32.895	203	262
12	1:43.339	23.337	161	46.802	189	33.200	201	260	29	1:42.795	22.625	162	47.079	194	33.091	204	262
13	1:42.630	23.025	160	46.691	194	32.914	203	260	30	1:42.615	22.714	162	46.899	195	33.002	205	260
14	1:42.823	22.906	161	46.635	193	33.282	198	260	31	1:42.044	22.687	163	46.449	193	32.908	204	262
15	1:48.946	22.990	158	46.622	190	39.334		260	32	1:42.644	22.861	162	46.554	194	33.229	203	260
16	2:37.870	1:18.635	161	46.430	193	32.805	203	259									
17	1:41.805	22.664	163	46.096	194	33.045	202	261									

Lap	Time	SE1	SP1	SE2	SP2	SE3	SP3	TSP	Lap	Time	SE1	SP1	SE2	SP2	SE3	SP3	TSP
19 Claudia Hürtgen, DEU/ Dominik Baumann, AUT									theoretical besttime: 1:41.539								
1	1:51.651	29.474	132	48.945	188	33.232	197		19 1:41.689	22.541	159	46.803	193	32.345	201	252	
2	1:43.568	22.972	156	47.091	190	33.505	199	251	20	1:41.693	22.486	158	46.750	192	32.457	201	253
3	1:43.059	23.048	157	47.152	191	32.859	202	253	21	1:41.873	22.506	157	46.723	192	32.644	199	252
4	1:42.216	22.811	157	46.872	192	32.533	200	255	22	1:42.244	22.587	157	46.785	193	32.872	198	254
5	1:42.201	22.602	158	47.006	192	32.593	201	254	23	1:42.226	22.674	158	46.921	192	32.631	199	253
6	1:42.185	22.673	158	46.910	192	32.602	199	253	24	1:42.610	22.678	159	47.117	191	32.815	202	253
7	1:42.301	22.827	158	46.951	191	32.523	201	253	25	1:42.823	22.815	160	47.061	191	32.947	201	254
8	1:41.899	22.584	157	46.739	193	32.576	200	253	26	1:42.989	23.052	158	47.192	192	32.745	202	254
9	1:42.192	22.617	157	47.053	192	32.522	201	252	27	1:42.962	22.878	158	47.284	191	32.800	201	254
10	1:42.157	22.638	156	46.969	194	32.550	201	253	28	1:43.287	23.066	154	47.329	191	32.892	200	255
11	1:42.046	22.510	157	46.870	192	32.666	199	253	29	1:43.129	22.862	157	47.228	192	33.039	201	254
12	1:42.108	22.583	156	47.017	190	32.508	201	253	30	1:42.734	22.711	156	47.089	192	32.934	201	251
13	1:42.129	22.723	157	47.004	192	32.402	199	252	31	1:42.884	22.921	155	47.349	192	32.614	199	255
14	1:41.992	22.498	157	46.896	192	32.598	200	252	32	1:42.536	22.595	158	47.090	192	32.851	201	252
15	1:42.197	22.738	158	46.898	191	32.561	200	253	33	1:42.791	22.658	159	47.115	192	33.018	201	254
16	1:46.752	22.593	156	47.198	191	36.961		255	34	1:42.930	23.011	158	47.303	191	32.616	198	252
17	2:36.348	1:16.990	158	46.911	192	32.447	199	252	35	1:43.246	22.861	156	47.174	192	33.211	184	253
18	1:41.768	22.561	158	46.708	194	32.499	201	251									

Lap	Time	SE1	SP1	SE2	SP2	SE3	SP3	TSP	Lap	Time	SE1	SP1	SE2	SP2	SE3	SP3	TSP
20 Max Sandritter, DEU/ Jens Klingmann, DEU									theoretical besttime: 1:41.250								
1	1:48.421	27.399	150	48.092	190	32.930	200	250	19	1:42.166	22.653	157	46.915	192	32.598	201	252
2	1:41.885	22.583	157	46.861	191	32.441	199	251	20	1:42.190	22.712	157	46.885	194	32.593	200	252
3	1:41.689	22.457	159	46.830	191	32.402	201	253	21	1:42.198	22.663	158	46.927	192	32.608	201	252
4	1:41.286	22.244	158	46.614	193	32.428	198	253	22	1:42.114	22.684	158	46.859	193	32.571	200	253
5	1:41.610	22.421	157	46.797	193	32.392	200	254	23	1:43.881	22.803	158	48.113	191	32.965	199	254
6	1:41.797	22.502	159	46.703	191	32.592	199	254	24	1:42.303	22.800	158	46.872	192	32.631	201	254
7	1:42.353	22.817	158	46.993	191	32.543	200	253	25	1:42.432	22.684	158	46.983	192	32.765	200	254
8	1:42.138	22.688	158	46.902	192	32.548	199	253	26	1:42.514	22.860	158	46.835	191	32.819	199	255
9	1:41.978	22.605	158	46.835	193	32.538	201	253	27	1:42.620	22.754	157	47.104	191	32.762	200	253
10	1:42.177	22.715	158	46.876	192	32.586	199	253	28	1:42.525	22.811	158	46.881	191	32.833	198	253
11	1:42.103	22.633	157	46.759	191	32.711	199	252	29	1:42.549	22.781	159	47.004	192	32.764	200	253
12	1:42.438	22.890	157	46.921	193	32.627	199	253	30	1:42.703	22.750	158	47.166	192	32.787	200	253
13	1:42.019	22.487	156	46.832	191	32.700	200	253	31	1:42.732	22.683	159	47.048	193	33.001	199	253
14	1:42.302	22.640	156	47.028	193	32.634	199	252	32	1:42.630	22.752	157	47.020	193	32.858	201	255
15	1:46.346	22.674	157	46.929	192	36.743		253	33	1:42.733	22.693	158	46.955	192	33.085	199	254
16	2:38.399	1:18.807	158	46.874	193	32.718	202	252	34	1:43.039	22.868	158	47.146	191	33.025	199	255
17	1:42.281	22.744	159	46.850	193	32.687	200	252	35	1:43.171	22.898	158	47.123	191	33.150	199	255
18	1:42.196	22.745	157	46.824	194	32.627	201	253									



ADAC GT Masters



Lap analysis Race 1

Provisional

Hockenheim, Length: 4574 m

Air temperature: 21.2°C

Track temperature: 26.7°C

Weather condition: Dry



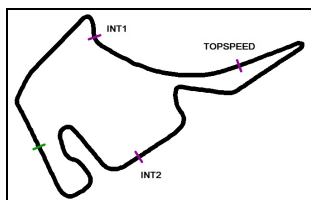
Reg. Nr.: 285/14

Saturday 4.10.2014 12:00

Lap	Time	SE1	SP1	SE2	SP2	SE3	SP3	TSP	Lap	Time	SE1	SP1	SE2	SP2	SE3	SP3	TSP
21	Luca Ludwig, DEU/ Harald Schlegelmilch, LVA									theoretical besttime: 1:41.002							
1	1:45.702	26.305	158	46.873	191	32.524	201	253	19	1:47.668	22.823	161	46.976	192	37.869	201	256
2	1:41.725	22.705	160	46.620	191	32.400	202	254	20	2:38.138	1:17.773	160	47.384	193	32.981	201	256
3	1:41.195	22.450	162	46.345	191	32.400	201	255	21	1:43.219	22.959	161	47.146	193	33.114	203	257
4	1:41.173	22.395	160	46.367	192	32.411	202	255	22	1:42.912	22.928	161	46.758	190	33.226	200	256
5	1:41.130	22.326	161	46.338	192	32.466	201	256	23	1:42.706	22.808	162	46.852	189	33.046	201	257
6	1:41.306	22.385	161	46.420	193	32.501	201	255	24	1:42.843	22.866	160	46.965	193	33.012	201	256
7	1:41.435	22.652	160	46.276	193	32.507	202	255	25	1:43.254	22.838	160	47.135	191	33.281	197	256
8	1:41.475	22.569	159	46.430	193	32.476	201	255	26	1:42.728	22.895	162	46.768	193	33.065	202	257
9	1:41.653	22.606	161	46.491	193	32.556	200	255	27	1:42.898	22.834	160	46.846	191	33.218	201	256
10	1:41.754	22.654	161	46.510	193	32.590	201	256	28	1:42.732	22.819	161	46.842	193	33.071	201	256
11	1:41.467	22.431	160	46.461	193	32.575	202	255	29	1:42.820	22.819	160	47.120	193	32.881	200	257
12	1:41.740	22.558	161	46.559	192	32.623	202	256	30	1:43.090	22.850	161	46.991	193	33.249	202	256
13	1:41.569	22.587	160	46.447	193	32.535	204	256	31	1:43.258	23.096	160	47.121	193	33.041	202	255
14	1:41.630	22.572	159	46.504	192	32.554	202	255	32	1:43.523	22.970	162	47.384	192	33.169	202	258
15	1:41.923	22.701	159	46.499	192	32.723	200	256	33	1:43.820	23.110	161	47.368	194	33.342	202	256
16	1:41.958	22.752	159	46.546	193	32.660	203	255	34	1:43.518	23.096	161	47.105	194	33.317	201	258
17	1:41.949	22.697	160	46.557	192	32.695	201	256	35	1:43.831	23.272	160	47.254	192	33.305	201	258
18	1:42.312	22.682	159	46.793	191	32.837	202	257									

Lap	Time	SE1	SP1	SE2	SP2	SE3	SP3	TSP	Lap	Time	SE1	SP1	SE2	SP2	SE3	SP3	TSP
22	Nico Bastian, DEU/ Jaime Alguersuari, ESP									theoretical besttime: 1:41.731							
1	1:50.665	28.789	138	48.548	188	33.328	200	253	19	1:42.089	22.596	157	46.639	192	32.854	201	256
2	1:44.277	23.021	157	47.437	187	33.819	200	255	20	1:42.368	22.672	157	46.704	191	32.992	200	256
3	1:42.809	22.942	158	46.971	190	32.896	202	255	21	1:42.728	22.768	156	46.734	192	33.226	199	256
4	1:42.138	22.802	158	46.563	192	32.773	201	256	22	1:43.677	22.870	158	47.121	192	33.686	200	257
5	1:42.127	22.682	160	46.719	191	32.726	201	257	23	1:43.130	22.864	159	47.017	192	33.249	199	257
6	1:42.221	22.663	160	46.726	191	32.832	200	256	24	1:43.084	22.833	158	46.989	191	33.262	200	255
7	1:41.935	22.700	160	46.609	192	32.626	202	256	25	1:43.846	22.835	157	47.870	191	33.141	201	255
8	1:42.059	22.609	160	46.624	189	32.826	201	257	26	1:42.730	22.776	157	46.821	193	33.133	200	256
9	1:41.813	22.618	159	46.549	192	32.646	201	255	27	1:42.841	22.786	158	46.907	191	33.148	200	257
10	1:42.164	22.692	159	46.662	192	32.810	200	256	28	1:42.944	22.766	158	46.994	192	33.184	200	256
11	1:41.909	22.601	159	46.578	192	32.730	199	257	29	1:43.021	22.857	159	47.018	191	33.146	200	257
12	1:42.093	22.672	159	46.513	192	32.908	200	258	30	1:43.044	22.919	159	47.032	193	33.093	200	257
13	1:41.973	22.629	160	46.612	192	32.732	201	258	31	1:42.977	22.844	157	47.022	193	33.111	199	256
14	1:41.975	22.592	159	46.564	192	32.819	201	257	32	1:42.635	22.687	158	46.872	193	33.076	201	256
15	1:42.274	22.748	159	46.720	191	32.806	201	257	33	1:42.909	22.780	158	46.830	192	33.299	199	258
16	1:46.994	22.715	159	46.960	191	37.319		257	34	1:43.219	22.981	158	46.924	192	33.314	200	257
17	2:38.972	1:18.788	158	47.145	192	33.039	198	256	35	1:43.376	22.883	158	47.320	191	33.173	201	257
18	1:42.624	22.915	156	46.884	193	32.825	200	255									

Lap	Time	SE1	SP1	SE2	SP2	SE3	SP3	TSP	Lap	Time	SE1	SP1	SE2	SP2	SE3	SP3	TSP
23	Maro Engel, DEU/ Jan Seyffarth, DEU									theoretical besttime: 1:41.432							
1	1:49.107	27.659	153	48.226	190	33.222	196	254	19	2:38.917	1:18.558	160	47.317	189	33.042	198	257
2	1:42.888	22.753	156	47.311	190	32.824	199	255	20	1:43.332	23.000	156	47.347	190	32.985	200	256
3	1:42.245	22.671	158	46.886	190	32.688	200	255	21	1:42.415	22.759	156	46.817	190	32.839	200	257
4	1:41.668	22.612	158	46.615	192	32.441	199	256	22	1:42.187	22.802	156	46.708	189	32.677	201	256
5	1:41.756	22.598	158	46.495	192	32.663	199	256	23	1:42.512	22.730	157	46.898	186	32.884	200	256
6	1:41.605	22.537	159	46.457	192	32.611	200	256	24	1:43.032	22.905	154	47.253	189	32.874	200	255
7	1:41.751	22.588	158	46.518	192	32.645	200	256	25	1:42.928	22.865	157	46.942	191	33.121	198	256
8	1:41.782	22.544	159	46.623	192	32.615	201	256	26	1:43.000	23.016	157	46.827	191	33.157	198	256
9	1:41.687	22.578	158	46.480	193	32.629	201	256	27	1:42.882	22.862	157	47.085	189	32.935	199	256
10	1:42.081	22.750	158	46.665	193	32.666	200	256	28	1:43.341	23.258	153	47.041	190	33.042	200	256
11	1:41.827	22.534	159	46.525	192	32.768	201	257	29	1:42.926	22.876	156	47.177	192	32.873	200	255
12	1:42.256	22.673	158	46.886	192	32.697	201	256	30	1:42.856	22.820	157	47.023	191	33.013	200	254
13	1:42.092	22.637	159	46.679	192	32.776	201	257	31	1:42.664	22.751	157	46.979	191	32.934	200	255
14	1:42.212	22.643	157	46.856	192	32.713	200	256	32	1:42.689	22.769	156	46.983	192	32.937	200	256
15	1:42.498	22.648	158	46.982	191	32.868	200	256	33	1:42.653	22.760	157	46.935	190	32.958	201	256
16	1:42.119	22.773	158	46.651	192	32.695	200	255	34	1:43.171	22.966	156	47.018	191	33.187	197	255
17	1:42.292	22.684	158	46.850	192	32.758	199	255	35	1:43.231	22.917	156	47.064	191	33.250	198	256
18	1:46.494	22.667	158	46.797	192	37.030		256									



ADAC GT Masters



Lap analysis Race 1

Provisional

DMSB Reg. Nr.: 285/14
Deutscher Motor Sport Bund e.V.

Saturday 4.10.2014 12:00

Hockenheim, Length: 4574 m

Air temperature: 21.2°C

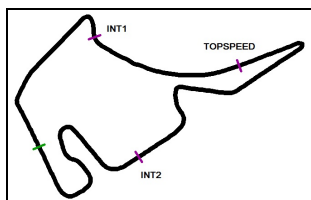
Track temperature: 26.7°C

Weather condition: Dry

Lap	Time	SE1	SP1	SE2	SP2	SE3	SP3	TSP	Lap	Time	SE1	SP1	SE2	SP2	SE3	SP3	TSP
24	Albert von Thurn und Taxis, DEU/ Tomas Enge, CZE								theoretical besttime: 1:42.480								
1	1:56.608	31.656	137	51.136	192	33.816	204	260	17	1:44.312	24.094	158	47.129	194	33.089	204	261
2	1:44.416	23.153	161	47.812	192	33.451	202	264	18	1:47.342	22.997	158	51.071	192	33.274	203	187
3	1:44.250	22.876	164	47.165	193	34.209	204	260	19	1:42.793	22.943	158	46.638	193	33.212	203	262
4	1:43.577	22.974	161	47.422	192	33.181	203	264	20	1:43.010	23.026	160	46.749	193	33.235	202	261
5	1:42.762	22.803	161	46.879	194	33.080	203	263	21	1:43.033	22.888	159	46.831	192	33.314	202	261
6	1:43.215	22.863	163	47.127	195	33.225	203	263	22	1:43.364	23.178	160	46.906	192	33.280	203	261
7	1:43.166	23.038	163	46.778	194	33.350	204	262	23	1:42.946	22.830	159	46.830	192	33.286	204	260
8	1:42.919	22.909	160	46.807	194	33.203	203	262	24	1:42.947	22.912	159	46.848	194	33.187	205	260
9	1:43.171	22.987	162	47.045	193	33.139	203	261	25	1:43.099	23.006	160	46.756	194	33.337	204	261
10	1:43.029	22.984	163	46.841	194	33.204	202	262	26	1:43.821	23.109	157	46.907	193	33.805	167	261
11	1:43.215	23.015	162	46.829	192	33.371	203	261	27	1:44.492	24.099	159	47.010	194	33.383	203	260
12	1:44.133	23.326	161	47.001	193	33.806	189	262	28	1:43.621	22.964	161	47.171	192	33.486	203	260
13	1:43.423	23.212	162	46.977	193	33.234	201	260	29	1:43.530	23.145	155	46.910	193	33.475	204	259
14	1:43.378	23.051	159	47.005	193	33.322	203	260	30	1:43.692	23.195	157	47.094	193	33.403	204	260
15	1:48.643	22.996	162	47.118	192	38.529		261	31	1:43.466	22.939	161	46.933	193	33.594	204	261
16	5:38.079	4:18.150	158	46.890	193	33.039	203	260									

27	Luca Stolz, DEU/ Maximilian Götz, DEU								theoretical besttime: 1:41.490								
1	1:52.718	29.286	118	50.035	189	33.397	201	253	19	1:41.898	22.708	159	46.492	193	32.698	203	258
2	1:44.107	23.269	151	47.876	192	32.962	202	256	20	1:42.203	22.738	158	46.628	192	32.837	201	257
3	1:42.983	22.650	158	47.318	192	33.015	202	259	21	1:42.191	22.705	159	46.732	193	32.754	202	259
4	1:42.057	22.645	160	46.676	192	32.736	203	260	22	1:43.658	22.995	159	47.090	191	33.573	200	258
5	1:42.381	23.023	161	46.738	192	32.620	201	257	23	1:43.298	23.017	160	47.234	191	33.047	200	258
6	1:41.958	22.641	160	46.645	192	32.672	200	257	24	1:43.027	22.886	160	46.998	192	33.143	201	258
7	1:42.055	22.649	160	46.587	193	32.819	199	257	25	1:42.849	22.864	160	47.082	192	32.903	201	259
8	1:41.950	22.774	160	46.371	193	32.805	200	258	26	1:42.702	22.766	161	46.805	192	33.131	200	257
9	1:42.085	22.522	160	46.758	191	32.805	201	256	27	1:42.886	22.780	161	46.921	191	33.185	199	257
10	1:42.114	22.593	160	46.755	193	32.766	201	258	28	1:43.074	22.896	160	46.994	192	33.184	200	257
11	1:41.939	22.627	160	46.568	192	32.744	201	258	29	1:43.038	22.937	159	46.902	192	33.199	200	256
12	1:42.107	22.786	159	46.561	192	32.760	202	258	30	1:42.838	22.981	159	46.884	193	32.973	202	255
13	1:42.216	22.720	160	46.817	192	32.679	202	258	31	1:42.813	22.890	160	46.793	193	33.130	201	257
14	1:42.135	22.746	159	46.547	193	32.842	201	258	32	1:42.661	22.812	159	46.895	194	32.954	202	257
15	1:46.725	22.631	160	46.673	192	37.421		258	33	1:43.094	22.913	160	46.854	191	33.327	200	257
16	2:38.084	1:18.463	160	46.838	191	32.783	201	255	34	1:43.212	23.012	160	46.866	193	33.334	200	258
17	1:42.330	22.891	159	46.680	190	32.759	200	257	35	1:43.443	22.966	159	47.171	192	33.306	200	257
18	1:42.237	22.891	159	46.749	193	32.597	202	257									

33	Christoph Dupre, DEU/ Thomas Schöffler, DEU								theoretical besttime: 1:41.867								
1	1:59.052	32.230	146	52.490	169	34.332	197	256	19	1:42.586	22.694	159	46.886	189	33.006	199	251
2	1:46.282	23.561	154	48.678	188	34.043	198	252	20	1:43.009	22.959	159	47.066	191	32.984	199	252
3	1:45.815	23.733	156	48.337	186	33.745	198	254	21	1:42.811	22.754	157	46.894	191	33.163	198	252
4	1:44.843	23.401	158	47.754	189	33.688	198	252	22	1:42.639	22.919	158	46.828	190	32.892	201	251
5	1:45.185	23.467	158	47.610	190	34.108	197	250	23	1:42.268	22.722	159	46.676	190	32.870	200	251
6	1:45.262	23.723	158	47.432	190	34.107	198	252	24	1:42.566	22.637	158	46.684	190	33.245	199	251
7	1:55.064	23.233	148	57.699	189	34.132	198	248	25	1:42.459	22.744	157	46.722	191	32.993	199	252
8	1:45.749	23.496	158	48.263	189	33.990	197	249	26	1:44.293	23.486	159	47.058	190	33.749	196	251
9	1:46.640	24.273	159	48.227	189	34.140	199	249	27	1:42.583	22.695	159	46.843	189	33.045	199	251
10	1:45.426	23.400	157	48.081	189	33.945	197	248	28	1:42.629	22.716	158	46.963	190	32.950	199	251
11	1:47.093	23.866	150	49.138	187	34.089	197	247	29	1:45.346	22.666	142	49.376	190	33.304	199	241
12	1:46.259	23.686	157	48.156	189	34.417	197	250	30	1:43.086	22.744	159	47.282	190	33.060	199	251
13	1:46.331	23.405	156	48.689	188	34.237	198	249	31	1:42.565	22.954	158	46.774	190	32.837	201	250
14	1:46.235	23.410	158	48.533	187	34.292	196	248	32	1:43.514	23.319	159	47.067	190	33.128	198	251
15	1:50.874	23.644	146	48.892	188	38.338		246	33	1:42.931	22.942	150	47.021	191	32.968	199	249
16	2:48.042	1:27.124	157	47.919	188	32.999	197	246	34	1:42.634	22.664	160	46.862	191	33.108	199	251
17	1:42.213	22.733	158	46.561	192	32.919	199	250	35	1:42.269	22.552	159	46.724	190	32.993	198	250
18	1:42.266	22.694	158	46.818	190	32.754	199	249									



ADAC GT Masters

Lap analysis Race 1

Provisional



Hockenheim, Length: 4574 m

Air temperature: 21.2°C

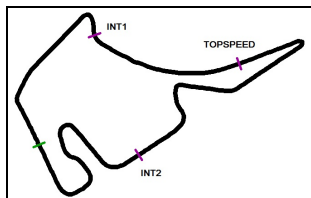
Track temperature: 26.7°C

Weather condition: Dry

DMSB Reg. Nr.: 285/14
Deutscher Motor Sport Bund e.V.

Saturday 4.10.2014 12:00

Lap	Time	SE1	SP1	SE2	SP2	SE3	SP3	TSP	Lap	Time	SE1	SP1	SE2	SP2	SE3	SP3	TSP
100	Florian Stoll, DEU/ Daniel Dobitsch, AUT								theoretical besttime: 1:42.168								
1	1:52.192	29.268	135	48.894	188	34.030	200	253	19	2:40.719	1:20.636	153	47.221	191	32.862	201	252
2	1:43.883	23.435	158	47.309	187	33.139	201	251	20	1:42.398	22.818	156	46.827	192	32.753	202	252
3	1:43.343	22.979	158	47.469	190	32.895	200	254	21	1:43.974	22.765	157	48.266	186	32.943	200	252
4	1:43.303	22.797	158	47.618	190	32.888	201	251	22	1:43.221	23.076	156	47.146	192	32.999	199	253
5	1:42.977	22.863	158	47.188	190	32.926	199	254	23	1:42.568	22.899	157	46.936	193	32.733	201	253
6	1:42.648	22.655	160	47.118	191	32.875	200	254	24	1:42.899	22.777	158	47.079	192	33.043	199	253
7	1:42.651	22.764	158	47.019	191	32.868	200	253	25	1:42.927	22.827	158	47.103	191	32.997	199	252
8	1:42.373	22.699	158	46.916	192	32.758	201	255	26	1:42.837	22.695	156	46.911	192	33.231	200	252
9	1:42.585	22.624	157	47.181	193	32.780	200	252	27	1:42.636	22.818	158	46.911	194	32.907	200	253
10	1:42.469	22.743	158	47.009	193	32.717	202	253	28	1:43.845	22.891	157	47.176	191	33.778	199	253
11	1:42.955	22.960	158	47.054	191	32.941	201	252	29	1:43.532	23.161	158	47.541	187	32.830	202	253
12	1:42.875	22.950	158	47.111	192	32.814	202	252	30	1:43.307	22.898	157	47.447	191	32.962	201	253
13	1:42.958	23.014	158	47.040	192	32.904	202	252	31	1:43.368	22.844	157	47.481	192	33.043	199	251
14	1:42.788	22.928	158	46.939	192	32.921	202	252	32	1:44.069	22.789	156	47.690	188	33.590	200	253
15	1:43.228	22.707	158	47.394	190	33.127	201	251	33	1:44.752	23.613	157	47.929	190	33.210	199	253
16	1:43.079	22.945	158	47.148	191	32.986	201	251	34	1:43.114	22.911	160	47.199	191	33.004	200	254
17	1:42.868	22.718	159	47.106	192	33.044	200	252	35	1:43.033	22.786	158	47.027	191	33.220	201	252
18	1:47.095	22.995	159	47.093	193	37.007		251									



ADAC GT Masters

Vmax list Race 1

Provisional



Hockenheim, Length: 4574 m

Air temperature: 21.0°C

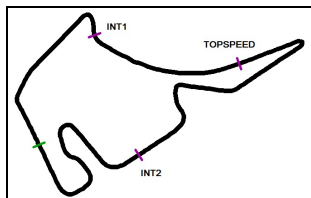
Track temperature: 26.6°C

Weather condition: Dry

DMSB Reg. Nr.: 285/14
Deutscher Motor Sport Bund e.V.

Saturday 4.10.2014 12:00

Nr	Team, Car, Driver, Nat	Top speed
18	Callaway Competition, Corvette Z06.R GT3 Seiler Toni , CHE Simonsen Andreas , SWE	264,32 km/h
24	Reiter Engineering, Chevrolet Camaro GT von Thurn und Taxis Albert , DEU Enge Tomas , CZE	264,19 km/h
1	Callaway Competition, Corvette Z06.R GT3 Wirth Andreas , DEU Keilwitz Daniel , DEU	263,29 km/h
2	Callaway Competition, Corvette Z06.R GT3 Assenheimer Patrick , DEU Alessi Diego , ITA	262,84 km/h
13	RWT Racing Team, Corvette Z06.R GT3 Jahn David , DEU Barth Sven , DEU	261,19 km/h
14	MRS GT-Racing, McLaren MP4-12C GT3 Spengler Florian , DEU Parente Alvaro , PRT	259,68 km/h
27	H.T.P. Motorsport, Mercedes-Benz SLS AMG GT3 Stolz Luca , DEU Götz Maximilian , DEU	259,62 km/h
6	Farnbacher Racing, Porsche 911 GT3 R Asch Sebastian , DEU Frommenwiler Philipp , CHE	259,55 km/h
7	TONINO Team Herberth, Porsche 911 GT3 R Handlos Herbert , AUT Renauer Alfred , DEU	259,05 km/h
5	Farnbacher Racing, Porsche 911 GT3 R Morcom Nathan , AUS Lukas Robert , POL	258,81 km/h
17	Callaway Competition, Corvette Z06.R GT3 Lips Remo , CHE Marioneck Lennart , DEU	258,31 km/h
21	BKK Mobil Oil Zakspeed, Mercedes-Benz SLS AMG GT3 Ludwig Luca , DEU Schlegelmilch Harald , LVA	258,25 km/h
22	ROWE Racing, Mercedes-Benz SLS AMG GT3 Bastian Nico , DEU Alguersuari Jaime , ESP	257,63 km/h
23	ROWE Racing, Mercedes-Benz SLS AMG GT3 Engel Maro , DEU Seyffarth Jan , DEU	257,45 km/h



ADAC GT Masters

Vmax list Race 1

Provisional



Hockenheim, Length: 4574 m

Air temperature: 21.0°C

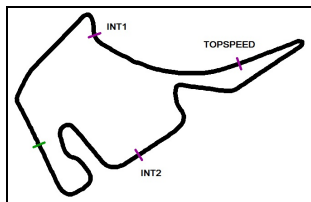
Track temperature: 26.6°C

Weather condition: Dry

DMSB Reg. Nr.: 285/14
Deutscher Motor Sport Bund e.V.

Saturday 4.10.2014 12:00

Nr	Team, Car, Driver, Nat	Top speed
33	Dupre Motorsport Engineering, Audi R8 LMS ultra Dupre Christoph , DEU Schöffler Thomas , DEU	256,41 km/h
8	TONINO Team Herberth, Porsche 911 GT3 R Renauer Robert , DEU Ragginger Martin , AUT	255,62 km/h
3	GW IT Racing Team Schütz Motorsport, Porsche 911 GT3 R Engelhart Christian , DEU van Lagen Jaap , NLD	255,56 km/h
19	PIXUM Team Schubert, BMW Z4 GT3 Hürtgen Claudia , DEU Baumann Dominik , AUT	255,20 km/h
20	PIXUM Team Schubert, BMW Z4 GT3 Sandritter Max , DEU Klingmann Jens , DEU	255,08 km/h
100	kfzteile24 APR Motorsport, Audi R8 LMS ultra Stoll Florian , DEU Dobitsch Daniel , AUT	254,66 km/h
9	TONINO Team Herberth, Porsche 911 GT3 R Jöst Dominic , DEU Scholze Florian , DEU	254,42 km/h
4	GW IT Racing Team Schütz Motorsport, Porsche 911 GT3 R Wossos Antonios , GRC Nathan Wolf , NLD	254,12 km/h
16	YACO Racing, Audi R8 LMS ultra Geipel Philip , DEU Frey Rahel , CHE	252,93 km/h
10	Prosperia C. Abt Racing, Audi R8 LMS ultra van der Linde Kelvin , ZAF Rast Rene , DEU	252,34 km/h
11	Prosperia C. Abt Racing, Audi R8 LMS ultra Jöns Christer , DEU Thiim Nicki , DNK	251,63 km/h



ADAC GT Masters

Pit stops Race 1

Provisional



Hockenheim, Length: 4574 m

Air temperature: 21.0°C

Track temperature: 26.7°C

Weather condition: Dry



Reg. Nr.: 285/14

Saturday 4.10.2014 12:00

Nr	Driver in	Day time in	Time in	Driver out	Day time out	Time out	Nett Time
20	Max Sandritter	12:26:36	25:36.965	Jens Klingmann	12:27:38	26:39.377	1:02.412
1	Andreas Wirth	12:26:40	25:41.183	Andreas Wirth	12:27:43	26:44.054	1:02.871
27	Luca Stolz	12:26:45	25:45.998	Maximilian Götz	12:27:47	26:47.846	1:01.848
10	Kelvin van der Linde	12:26:48	25:48.910	Kelvin van der Linde	12:27:48	26:49.644	1:00.734
16	Philip Geipel	12:26:53	25:54.612	Rahel Frey	12:27:55	26:56.296	1:01.684
2	Patrick Assenheimer	12:26:56	25:57.510	Patrick Assenheimer	12:27:58	26:58.946	1:01.436
24	Albert von Thurn und Taxis	12:27:04	26:05.766	Albert von Thurn und Taxis	12:31:05	30:06.600	4:00.834
18	Toni Seiler	12:27:09	26:10.303	Toni Seiler	12:28:12	27:13.620	1:03.317
4	Antonios Wossos	12:27:23	26:23.845	Antonios Wossos	12:28:24	27:25.156	1:01.311
7	Herbert Handlos	12:27:30	26:31.119	Alfred Renauer	12:28:31	27:32.184	1:01.065
5	Nathan Morcom	12:27:40	26:41.413	Robert Lukas	12:28:42	27:43.011	1:01.598
33	Christoph Dupre	12:27:51	26:52.518	Christoph Dupre	12:29:02	28:03.231	1:10.713
22	Nico Bastian	12:28:25	27:26.010	Nico Bastian	12:29:27	28:28.112	1:02.102
19	Claudia Hürtgen	12:28:26	27:27.045	Claudia Hürtgen	12:29:26	28:27.688	1:00.643
14	Florian Spengler	12:28:46	27:47.098	Florian Spengler	12:29:49	28:49.888	1:02.790
17	Remo Lips	12:29:25	28:26.561	Lennart Marioneck	12:30:43	29:44.050	1:17.489
8	Robert Renauer	12:29:57	28:58.238	Robert Renauer	12:30:58	29:59.670	1:01.432
9	Dominic Jöst	12:30:31	29:32.091	Dominic Jöst	12:31:33	30:34.428	1:02.337
23	Maro Engel	12:31:44	30:44.855	Jan Seyffarth	12:32:46	31:47.010	1:02.155
13	David Jahn	12:31:45	30:46.739	David Jahn	12:32:45	31:46.645	59.906
100	Florian Stoll	12:32:01	31:02.704	Florian Stoll	12:33:05	32:06.711	1:04.007
11	Christer Jöns	12:32:05	31:05.913	Nicki Thiim	12:33:06	32:07.108	1:01.195
21	Luca Ludwig	12:33:16	32:17.244	Luca Ludwig	12:34:17	33:18.259	1:01.015
6	Sebastian Asch	12:33:33	32:34.083	Philipp Frommenwiler	12:34:33	33:34.521	1:00.438
3	Christian Engelhart	12:35:02	34:03.502	Jaap van Lagen	12:36:02	35:03.131	59.629
13	David Jahn	12:36:09	35:10.253	David Jahn	12:36:31	35:32.459	22.206
3	Jaap van Lagen	12:46:17	45:18.600	Jaap van Lagen	12:46:41	45:42.729	24.129
24	Tomas Enge	13:00:29	59:29.817				