

FIA WEC

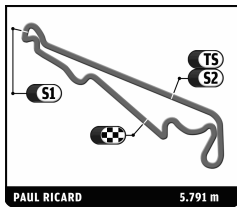
Official Prologue

Night Session Day 1

Sector Analysis

■ Personal Best
 ■ Session Best
 ■ Crossing the finish line in pit lane

Lap	D	Time	Sector 1	Sector 2	Sector 3	T. Spd	Elapsed	Lap	D	Time	Sector 1	Sector 2	Sector 3	T. Spd	Elapsed															
4	Team Bykolles CLM P1/01 - AER																													
	1.Simon TRUMMER		3.Vitantonio LIUZZI		LMP1																									
	2.Pierre KAFFER																													
	1	1	24:32.283	...	30.211	53.424	294.3		24:32.283	23	3	1:49.595 B	30.506	25.825	53.264	306.8	1:47:55.880													
	2	1	1:58.216	39.695	28.149	50.372	300.0		26:30.499	8	Audi Sport Team Joest Audi R18 e-tron quattro																			
	1.Lucas DI GRASSI		3.Oliver JARVIS		LMP1 - H																									
	2.Loic DUVAL																													
	3	1	1:52.979	34.645	27.797	50.537	300.0		28:23.478		1	2	1:14:32.425	...	26.843	50.966	295.9	1:14:32.425												
	4	1	1:56.835	33.961	27.462	55.412	301.7		30:20.313		2	2	1:52.946	40.268	26.402	46.276	300.8	1:16:25.371												
	5	1	1:52.376	34.705	27.582	50.089	300.8		32:12.689		3	2	1:42.701	31.283	26.090	45.328	300.0	1:18:08.072												
	6	1	29:32.915 B	34.375	1:21.812	...	190.8		1:01:45.604		4	2	1:41.891	30.939	26.159	44.793	299.2	1:19:49.963												
	7	1	2:19.484	54.122	31.383	53.979	296.7		1:04:05.088		5	2	1:51.499 B	31.034	26.058	54.407	301.7	1:21:41.462												
	8	1	1:52.952	34.160	27.568	51.224	279.8		1:05:58.040		6	2	2:48.031	1:37.215	26.010	44.806	301.7	1:24:29.493												
	9	1	1:59.047	39.031	28.715	51.301	300.0		1:07:57.087		7	2	1:39.354	30.163	25.833	43.358	302.5	1:26:08.847												
	10	1	6:06.806 B	34.298	27.578	5:04.930	291.1		1:14:03.893		8	2	1:41.986	30.421	26.886	44.679	300.8	1:27:50.833												
	11	1	2:11.736	52.481	28.624	50.631	295.9		1:16:15.629		9	2	1:42.555	31.142	26.131	45.282	303.4	1:29:33.388												
	12	1	1:51.023	33.905	27.389	49.729	295.9		1:18:06.652		10	2	1:40.729	30.553	25.896	44.280	301.7	1:31:14.117												
	13	1	1:54.714	35.739	27.703	51.272	298.3		1:20:01.366		11	2	1:40.474	30.487	25.939	44.048	301.7	1:32:54.591												
	14	1	1:51.995	33.725	27.431	50.839	301.7		1:21:53.361		12	2	1:50.882 B	30.543	25.999	54.340	302.5	1:34:45.473												
	15	1	1:50.480	33.625	27.356	49.499	300.8		1:23:43.841		13	2	4:44.702 B	2:59.584	36.855	1:08.263	257.8	1:39:30.175												
16	1	1:59.241	35.916	27.519	55.806	301.7	1:25:43.082	14	2		2:44.233	1:29.851	27.083	47.299	249.4	1:42:14.408														
17	1	8:57.047 B	34.292	27.598	7:55.157	301.7	1:34:40.129	15	2		1:39.832	30.162	25.756	43.914	302.5	1:43:54.240														
18	3	2:20.424	1:00.205	29.355	50.864	293.5	1:37:00.553	16	2		1:40.230	30.106	25.823	44.301	300.8	1:45:34.470														
19	3	1:53.887	35.676	28.370	49.841	297.5	1:38:54.440	17	2		1:40.281	30.230	25.910	44.141	300.8	1:47:14.751														
20	3	1:51.539	33.980	27.511	50.048	299.2	1:40:45.979	18	2	1:40.319	30.329	25.865	44.125	300.0	1:48:55.070															
21	3	1:51.013	33.731	27.631	49.651	299.2	1:42:36.992	19	2	1:41.028	30.509	26.071	44.448	300.0	1:50:36.098															
22	3	1:54.273	33.755	27.883	52.635	275.5	1:44:31.265	20	2	1:49.781 B	30.870	25.917	52.994	300.8	1:52:25.879															
23	3	1:55.330	33.830	28.232	53.268	299.2	1:46:26.595	21	2	3:15.130 B	1:39.027	30.731	1:05.372	287.2	1:55:41.009															
24	3	4:44.546 B	34.521	28.218	3:41.807	299.2	1:51:11.141	17 Porsche Team Porsche 919 Hybrid LMP1 - H																						
1.Timo BERNHARD		3.Brendon HARTLEY		LMP1 - H																										
2.Mark WEBBER																														
25	3	2:16.038	56.131	29.110	50.797	296.7	1:53:27.179								1	2	2:36.774	1:23.131	25.891	47.752	306.8	2:36.774								
26	3	1:52.543	34.593	27.849	50.101	292.7	1:55:19.722								2	2	1:40.329	30.757	24.646	44.926	323.4	4:17.103								
27	3	1:50.800	33.429	27.623	49.748	297.5	1:57:10.522								3	2	1:40.487	31.013	24.618	44.856	320.5	5:57.590								
28	3	1:50.875	33.645	27.531	49.699	295.9	1:59:01.397								4	2	1:40.201	30.977	24.635	44.589	319.5	7:37.791								
29	3	1:52.289	34.698	27.768	49.823	296.7	2:00:53.686								5	2	1:40.227	30.767	24.791	44.669	319.5	9:18.018								
																6	2	1:39.529	30.519	24.536	44.474	321.4	10:57.547							
																7	2	1:40.170	30.468	24.694	45.008	321.4	12:37.717							
																8	2	1:40.803	30.783	24.829	45.191	318.6	14:18.520							
																9	2	1:40.079	30.694	24.570	44.815	321.4	15:58.599							
																10	2	3:08.827 B	30.868	24.796	2:13.163	319.5	19:07.426							
																11	2	2:08.997	49.269	28.363	51.365	311.2	21:16.423							
																12	2	1:38.635	30.453	24.421	43.761	320.5	22:55.058							
																13	2	1:40.135	30.417	24.495	45.223	320.5	24:35.193							
																14	2	1:40.315	30.558	24.698	45.059	320.5	26:15.508							
																15	2	1:39.652	30.462	24.538	44.652	321.4	27:55.160							
																16	2	1:40.215	30.489	24.765	44.961	319.5	29:35.375							
																17	2	1:39.917	30.549	24.624	44.744	321.4	31:15.292							
																18	2	1:40.152	30.584	24.767	44.801	319.5	32:55.444							
																19	2	1:39.898	30.501	24.733	44.664	320.5	34:35.342							
																20	2	1:39.805	30.527	24.696	44.582	320.5	36:15.147							
																21	2	1:41.465	30.959	25.349	45.157	319.5	37:56.612							
																22	2	1:40.478	30.672	24.710	45.096	321.4	39:37.090							
																23	2	1:40.710	30.850	24.786	45.074	322.4	41:17.800							
																24	2	1:41.280	30.884	24.857	45.539	320.5	42:59.080							
																25	2	2:54.026 B	31.109	24.841	1:58.076	319.5	45:53.106							
																26	3	2:00.601	49.740	25.117	45.744	316.7	47:53.707							
																27	3	1:41.266	30.993	24.378	45.895	321.4	49:34.973							
																28	3	1:41.563	30.666	24.473	46.424	320.5	51:16.536							
																29	3	1:41.810	30.932	24.561	46.317	322.4	52:58.346							



FIA WEC

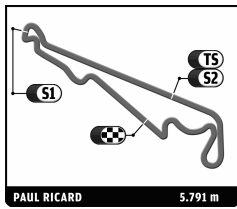
Official Prologue

Night Session Day 1

Sector Analysis

■ Personal Best
 ■ Session Best
 ■ Crossing the finish line in pit lane

Lap	D	Time	Sector 1	Sector 2	Sector 3	T. Spd	Elapsed	Lap	D	Time	Sector 1	Sector 2	Sector 3	T. Spd	Elapsed
30	3	1:41.813	31.438	24.710	45.665	319.5	54:40.159	25	1	1:41.588	31.007	24.633	45.948	320.5	47:54.746
31	3	1:40.409	30.974	24.641	44.794	320.5	56:20.568	26	1	1:42.006	31.099	24.768	46.139	320.5	49:36.752
32	3	1:41.418	31.069	24.640	45.709	320.5	58:01.986	27	1	1:41.752	31.240	24.771	45.741	321.4	51:18.504
33	3	1:40.877	30.949	24.566	45.362	321.4	59:42.863	28	1	1:41.551	30.840	24.744	45.967	319.5	53:00.055
34	3	1:40.880	30.898	24.532	45.450	322.4	1:01:23.743	29	1	1:41.798	30.896	24.774	46.128	320.5	54:41.853
35	3	1:41.256	30.995	24.469	45.792	322.4	1:03:04.999	30	1	1:41.144	30.989	24.696	45.459	319.5	56:22.997
36	3	1:40.741	31.042	24.614	45.085	321.4	1:04:45.740	31	1	2:54.163B	30.838	24.708	1:58.617	322.4	59:17.160
37	3	1:42.566	31.215	25.753	45.598	317.6	1:06:28.306	32	2	2:04.170	48.273	28.511	47.386	310.3	1:01:21.330
38	3	1:41.067	31.049	24.639	45.379	321.4	1:08:09.373	33	2	1:40.400	30.658	24.704	45.038	321.4	1:03:01.730
39	3	1:41.509	30.779	24.622	46.108	322.4	1:09:50.882	34	2	1:40.790	30.799	24.691	45.300	322.4	1:04:42.520
40	3	9:13.553B	31.090	24.829	8:17.634	320.5	1:19:04.435	35	2	1:43.458	32.028	25.159	46.271	320.5	1:06:25.978
41	1	2:02.999	50.352	25.832	46.815	316.7	1:21:07.434	36	2	1:42.384	31.242	25.410	45.732	319.5	1:08:08.362
42	1	1:39.094	30.497	24.499	44.098	319.5	1:22:46.528	37	2	1:41.479	30.885	24.821	45.773	319.5	1:09:49.841
43	1	1:40.711	31.597	24.436	44.678	321.4	1:24:27.239	38	2	1:43.023	31.604	25.948	45.471	321.4	1:11:32.864
44	1	1:40.608	30.944	24.745	44.919	319.5	1:26:07.847	39	2	1:42.275	31.623	24.982	45.670	317.6	1:13:15.139
45	1	1:42.553	30.876	26.286	45.391	316.7	1:27:50.400	40	2	1:50.433	35.231	27.922	47.280	309.5	1:15:05.572
46	1	1:40.898	31.269	24.764	44.865	321.4	1:29:31.298	41	2	1:40.903	30.667	24.815	45.421	320.5	1:16:46.475
47	1	1:40.465	30.799	24.586	45.080	322.4	1:31:11.763	42	2	1:41.484	30.867	24.887	45.730	320.5	1:18:27.959
48	1	1:40.442	30.803	24.705	44.934	320.5	1:32:52.205	43	2	1:40.880	30.635	24.827	45.418	320.5	1:20:08.839
49	1	1:41.029	31.073	24.632	45.324	323.4	1:34:33.234	44	2	1:43.052	31.194	24.800	47.058	319.5	1:21:51.891
50	1	1:40.526	30.967	24.650	44.909	323.4	1:36:13.760	45	2	1:44.907	31.426	24.806	48.675	300.0	1:23:36.798
51	1	1:40.723	30.873	24.603	45.247	324.3	1:37:54.483	46	2	1:43.256	31.869	24.889	46.498	320.5	1:25:20.054
52	1	1:40.861	30.939	24.633	45.289	322.4	1:39:35.344	47	2	1:41.445	31.121	24.816	45.508	321.4	1:27:01.499
53	1	1:42.274	31.509	24.735	46.030	322.4	1:41:17.618	48	2	5:22.794B	31.509	26.407	4:24.878	272.0	1:32:24.293
54	1	1:40.930	31.058	24.655	45.217	319.5	1:42:58.548	49	3	2:03.602	49.782	25.644	48.176	318.6	1:34:27.895
55	1	5:36.901B	31.480	24.710	4:40.711	320.5	1:48:35.449	50	3	1:43.566	32.230	24.794	46.542	320.5	1:36:11.461
56	1	1:58.927	48.781	24.928	45.218	316.7	1:50:34.376	51	3	1:41.817	31.079	24.817	45.921	322.4	1:37:53.278
57	1	1:40.440	30.888	24.634	44.918	318.6	1:52:14.816	52	3	1:41.073	30.916	24.824	45.333	320.5	1:39:34.351
58	1	1:40.675	31.016	24.631	45.028	317.6	1:53:55.491	53	3	1:44.125	33.055	25.019	46.051	323.4	1:41:18.476
59	1	1:44.612	30.848	24.686	49.078	317.6	1:55:40.103	54	3	1:41.406	31.108	24.840	45.458	322.4	1:42:59.882
<div style="border: 1px solid black; padding: 5px;"> 18 Porsche Team 1. Romain DUMAS 2. Neel JANI 3. Marc LIEB Porsche 919 Hybrid LMP1 - H </div>								<div style="border: 1px solid black; padding: 5px;"> 26 G-Drive Racing 1. Roman RUSINOV 2. Julien CANAL 3. Sam BIRD Ligier JS P2 - Nissan LMP2 </div>							
1	2	1:59.955	42.610	29.602	47.743	309.5	1:59.955	1	2	48:42.465	...	29.873	53.271	267.3	48:42.465
2	2	1:47.940	31.747	29.098	47.095	307.7	3:47.895	2	2	1:53.563	35.162	29.145	49.256	269.3	50:36.028
3	2	1:37.220	29.260	24.038	43.922	326.3	5:25.115	3	2	1:52.243	34.224	28.791	49.228	272.0	52:28.271
4	2	3:07.292B	32.644	28.157	2:06.491	299.2	8:32.407	4	2	1:51.524	33.793	28.864	48.867	271.4	54:19.795
5	3	2:04.473	52.160	25.963	46.350	307.7	10:36.880	5	2	1:52.957	33.489	28.851	50.617	273.4	56:12.752
6	3	1:37.439	29.665	24.180	43.594	324.3	12:14.319	6	2	1:54.250	34.196	28.930	51.124	273.4	58:07.002
7	3	1:49.860	33.333	28.765	47.762	299.2	14:04.179	7	2	1:52.028	33.854	29.101	49.073	276.2	59:59.030
8	3	1:38.567	29.873	24.208	44.486	324.3	15:42.746	8	2	1:50.943	33.396	28.776	48.771	272.7	1:01:49.973
9	3	2:57.967B	31.990	28.753	1:57.224	301.7	18:40.713	9	2	12:02.668B	34.181	28.849	...	272.0	1:13:52.641
10	1	2:00.329	48.655	24.971	46.703	309.5	20:41.042	10	3	2:11.546	52.451	29.123	49.972	271.4	1:16:04.187
11	1	1:37.895	29.642	24.082	44.171	324.3	22:18.937	11	3	1:49.974	33.358	28.697	47.919	272.7	1:17:54.161
12	1	2:08.027	38.082	35.208	54.737	193.2	24:26.964	12	3	1:51.708	34.278	29.202	48.228	272.7	1:19:45.869
13	1	1:39.201	30.007	24.577	44.617	326.3	26:06.165	13	3	1:49.386	33.019	28.709	47.658	273.4	1:21:35.255
14	1	2:56.503B	32.900	31.019	1:52.584	217.7	29:02.668								
15	1	1:57.950	47.361	25.081	45.508	316.7	31:00.618								
16	1	1:40.864	30.746	24.729	45.389	318.6	32:41.482								
17	1	1:41.546	30.841	24.814	45.891	320.5	34:23.028								
18	1	1:41.223	31.032	24.739	45.452	320.5	36:04.251								
19	1	1:41.202	31.221	24.746	45.235	321.4	37:45.453								
20	1	1:40.933	30.809	24.730	45.394	321.4	39:26.386								
21	1	1:43.761	33.344	24.822	45.595	321.4	41:10.147								
22	1	1:41.055	30.698	24.729	45.628	322.4	42:51.202								
23	1	1:41.186	31.074	24.711	45.401	320.5	44:32.388								
24	1	1:40.770	30.808	24.798	45.164	319.5	46:13.158								



FIA WEC

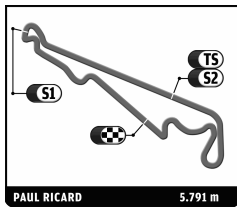
Official Prologue

Night Session Day 1

Sector Analysis

■ Personal Best
 ■ Session Best
 ■ Crossing the finish line in pit lane

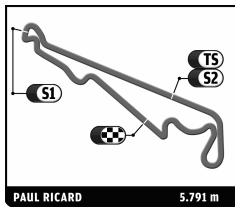
Lap	D	Time	Sector 1	Sector 2	Sector 3	T. Spd	Elapsed	Lap	D	Time	Sector 1	Sector 2	Sector 3	T. Spd	Elapsed
14	3	1:48.873	32.741	28.707	47.425	275.5	1:23:24.128	26	1	1:57.040	36.081	29.312	51.647	279.1	1:25:20.731
15	3	1:50.443	33.652	28.724	48.067	271.4	1:25:14.571	27	1	1:58.527	35.482	29.182	53.863	282.7	1:27:19.258
<div style="border: 1px solid black; padding: 5px;"> 28 G-Drive Racing Ligier JS P2 - Nissan 1. Gustavo YACAMAN 3. Ricardo GONZALEZ LMP2 2. Luis Felipe DERANI </div>								<div style="border: 1px solid black; padding: 5px;"> 47 KCMG Oreca 05 - Nissan 1. Matthew HOWSON 3. Nick TANDY LMP2 2. Richard BRADLEY </div>							
1	2	41:26.214	...	30.464	52.739	277.6	41:26.214	1	1	18:19.551 B	...	29.643	1:02.261	276.2	18:19.551
2	2	1:52.364	34.970	28.792	48.602	274.8	43:18.578	2	1	3:24.920	2:02.449	29.491	52.980	276.9	21:44.471
3	2	1:49.392	33.296	28.537	47.559	274.1	45:07.970	3	1	1:48.429	33.076	28.087	47.266	283.5	23:32.900
4	2	1:50.001	32.963	28.394	48.644	276.2	46:57.971	4	1	1:47.559	32.438	28.419	46.702	280.5	25:20.459
5	2	15:03.161 B	32.953	28.570	...	272.7	1:02:01.132	5	1	1:47.456	32.412	28.017	47.027	282.0	27:07.915
6	2	2:10.461	52.194	29.311	48.956	269.3	1:04:11.593	6	1	1:47.813	32.631	28.134	47.048	284.2	28:55.728
7	2	1:49.257	33.178	28.567	47.512	272.0	1:06:00.850	7	1	1:48.481	32.800	28.112	47.569	282.0	30:44.209
8	2	1:48.751	33.054	28.582	47.115	273.4	1:07:49.601	8	1	1:50.696	34.109	28.540	48.047	281.2	32:34.905
9	2	1:48.607	33.004	28.604	46.999	272.7	1:09:38.208	9	1	1:48.465	32.714	28.205	47.546	282.7	34:23.370
<div style="border: 1px solid black; padding: 5px;"> 35 Oak Racing Ligier JS P2 - Nissan 1. Jacques NICOLET 3. Erik MARIS LMP2 2. Jean-Marc MERLIN </div>								<div style="border: 1px solid black; padding: 5px;"> 42 Strakka Racing Dome S103 - Nissan 1. Nick LEVINTS 3. Jonny KANE LMP2 2. Danny WATTS </div>							
1	1	1:33:06.425 B	...	31.313	4:46.687	258.4	1:33:06.425	10	3	1:48.689	32.691	28.119	47.879	281.2	33:07.926
2	1	2:22.572	58.370	30.892	53.310	274.1	1:35:28.997	11	3	1:48.919	32.911	28.166	47.842	282.0	34:56.845
3	1	1:59.641	37.033	29.480	53.128	276.2	1:37:28.638	12	3	1:50.351	33.332	28.353	48.666	282.7	36:47.196
4	1	1:56.817	35.057	29.343	52.417	274.1	1:39:25.455	13	3	1:50.403	33.635	28.313	48.455	282.0	38:37.599
5	1	1:56.769	35.753	29.410	51.606	275.5	1:41:22.224	14	3	1:58.671 B	33.170	28.374	57.127	285.0	40:36.270
6	1	8:49.585 B	37.428	29.202	7:42.955	272.7	1:50:11.809	15	1	10:48.269	9:22.239	30.290	55.740	278.4	51:24.539
7	1	2:20.674	57.805	30.381	52.488	270.7	1:52:32.483	16	1	1:58.930	36.582	29.618	52.730	281.2	53:23.469
8	1	1:56.238	35.813	29.760	50.665	272.0	1:54:28.721	17	1	1:57.684	36.163	29.385	52.136	279.1	55:21.153
9	1	1:54.520	34.876	29.404	50.240	274.8	1:56:23.241	18	1	1:58.202	35.722	29.480	53.000	276.2	57:19.355
10	1	1:54.340	34.507	29.151	50.682	270.7	1:58:17.581	19	1	1:56.531	35.310	29.222	51.999	281.2	59:15.886
11	1	1:53.991	35.073	29.207	49.711	272.0	2:00:11.572	20	1	1:57.654	35.693	29.600	52.361	279.8	1:01:13.540
								<div style="border: 1px solid black; padding: 5px;"> 42 Strakka Racing Dome S103 - Nissan 1. Nick LEVINTS 3. Jonny KANE LMP2 2. Danny WATTS </div>							
1	3	3:48.221	2:30.564	28.727	48.930	274.8	3:48.221	21	1	1:59.187	35.815	29.291	54.081	276.9	1:03:12.727
2	3	1:50.108	33.261	28.323	48.524	281.2	5:38.329	22	1	1:57.333	35.680	29.481	52.172	282.0	1:05:10.060
3	3	1:49.688	33.114	28.563	48.011	280.5	7:28.017	23	1	1:56.063	35.367	29.239	51.457	277.6	1:07:06.123
4	3	1:49.652	33.181	28.382	48.089	284.2	9:17.669	24	1	2:06.851 B	35.880	29.333	1:01.638	279.1	1:09:12.974
5	3	1:48.997	32.854	28.312	47.831	282.7	11:06.666	25	1	14:10.717	...	29.651	52.953	253.5	1:23:23.691
6	3	1:48.720	32.744	28.328	47.648	282.0	12:55.386								
7	3	2:15.333 B	33.207	28.280	1:13.846	282.0	15:10.719								
8	3	14:19.731	...	28.663	49.501	279.8	29:30.450								
9	3	1:48.787	33.027	28.153	47.607	279.8	31:19.237								
10	3	1:48.689	32.691	28.119	47.879	281.2	33:07.926								
11	3	1:48.919	32.911	28.166	47.842	282.0	34:56.845								
12	3	1:50.351	33.332	28.353	48.666	282.7	36:47.196								
13	3	1:50.403	33.635	28.313	48.455	282.0	38:37.599								
14	3	1:58.671 B	33.170	28.374	57.127	285.0	40:36.270								
15	1	10:48.269	9:22.239	30.290	55.740	278.4	51:24.539								
16	1	1:58.930	36.582	29.618	52.730	281.2	53:23.469								
17	1	1:57.684	36.163	29.385	52.136	279.1	55:21.153								
18	1	1:58.202	35.722	29.480	53.000	276.2	57:19.355								
19	1	1:56.531	35.310	29.222	51.999	281.2	59:15.886								
20	1	1:57.654	35.693	29.600	52.361	279.8	1:01:13.540								
21	1	1:59.187	35.815	29.291	54.081	276.9	1:03:12.727								
22	1	1:57.333	35.680	29.481	52.172	282.0	1:05:10.060								
23	1	1:56.063	35.367	29.239	51.457	277.6	1:07:06.123								
24	1	2:06.851 B	35.880	29.333	1:01.638	279.1	1:09:12.974								
25	1	14:10.717	...	29.651	52.953	253.5	1:23:23.691								
								<div style="border: 1px solid black; padding: 5px;"> 42 Strakka Racing Dome S103 - Nissan 1. Nick LEVINTS 3. Jonny KANE LMP2 2. Danny WATTS </div>							
26	1	1:57.040	36.081	29.312	51.647	279.1	1:25:20.731								
27	1	1:58.527	35.482	29.182	53.863	282.7	1:27:19.258								
28	1	1:56.851	35.470	29.352	52.029	278.4	1:29:16.109								
29	1	1:55.149	35.354	29.083	50.712	281.2	1:31:11.258								
30	1	1:55.277	35.324	29.004	50.949	280.5	1:33:06.535								
31	1	1:55.678	35.456	29.226	50.996	278.4	1:35:02.213								
32	1	1:56.932	35.418	29.483	52.031	278.4	1:36:59.145								
33	1	2:10.462 B	36.597	30.500	1:03.365	268.7	1:39:09.607								
34	2	11:59.815	...	29.600	51.359	277.6	1:51:09.422								
35	2	1:49.810	33.230	28.326	48.254	276.9	1:52:59.232								
36	2	1:49.215	32.824	28.257	48.134	277.6	1:54:48.447								
37	2	1:49.920	32.882	28.363	48.675	280.5	1:56:38.367								
38	2	1:50.623	33.087	28.483	49.053	276.2	1:58:28.990								
39	2	1:50.211	33.243	28.598	48.370	279.8	2:00:19.201								



FIA WEC
Official Prologue
Night Session Day 1

Sector Analysis

							■ Personal Best ■ Session Best ■ Crossing the finish line in pit lane								
Lap	D	Time	Sector 1	Sector 2	Sector 3	T. Spd	Elapsed	Lap	D	Time	Sector 1	Sector 2	Sector 3	T. Spd	Elapsed
51 AF Corse 1. Gianmaria BRUNI 2. Toni VILANDER							Ferrari F458 Italia LMGTE Pro								
1	1	25:31.123	...	33.172	53.946	264.1	25:31.123	1	1	1:37:20.277	...	31.885	56.334	264.7	1:37:20.277
2	1	2:00.420	36.158	30.835	53.427	269.3	27:31.543	2	1	2:08.719	38.819	31.877	58.023	265.4	1:39:28.996
3	1	2:08.853 B	36.009	30.670	1:02.174	270.0	29:40.396	3	1	2:05.201	38.244	31.736	55.221	267.3	1:41:34.197
4	1	8:59.254	7:31.849	31.000	56.405	268.0	38:39.650	4	1	2:03.588	37.123	31.320	55.145	265.4	1:43:37.785
5	1	2:00.019	35.982	30.631	53.406	270.0	40:39.669	5	1	2:04.918	37.301	31.849	55.768	266.0	1:45:42.703
6	1	2:00.572	36.198	30.679	53.695	269.3	42:40.241	6	1	2:02.957	36.924	31.164	54.869	263.4	1:47:45.660
7	1	2:09.970 B	36.090	30.864	1:03.016	270.0	44:50.211	7	1	2:11.666 B	37.150	30.997	1:03.519	265.4	1:49:57.326
8	2	19:46.607	...	32.057	55.310	265.4	1:04:36.818	8	1	4:37.274	3:08.945	32.009	56.320	261.5	1:54:34.600
9	2	2:03.076	37.358	31.217	54.501	268.0	1:06:39.894	9	1	2:05.202	37.878	31.272	56.052	264.1	1:56:39.802
10	2	2:01.702	36.595	30.852	54.255	267.3	1:08:41.596	10	1	2:04.140	37.374	31.091	55.675	267.3	1:58:43.942
11	2	2:00.980	36.545	30.759	53.676	266.7	1:10:42.576	11	1	2:03.794	37.338	31.224	55.232	264.1	2:00:47.736
12	2	2:00.451	36.217	30.699	53.535	266.7	1:12:43.027								
13	2	2:00.482	36.182	30.662	53.638	268.0	1:14:43.509								
14	2	2:11.450 B	36.325	30.791	1:04.334	268.0	1:16:54.959								
15	2	3:48.987	2:23.816	31.131	54.040	268.0	1:20:43.946								
16	2	2:00.436	36.325	30.753	53.358	266.0	1:22:44.382								
17	2	2:00.307	36.114	30.698	53.495	268.0	1:24:44.689								
18	2	2:00.070	36.296	30.531	53.243	269.3	1:26:44.759								
19	2	2:09.610 B	36.173	30.655	1:02.782	268.7	1:28:54.369								
20	2	4:34.869	3:09.387	32.087	53.395	268.0	1:33:29.238								
21	2	3:01.826 B	1:02.037	42.653	1:17.136	179.4	1:36:31.064								
71 AF Corse 1. Davide RIGON 2. James CALADO							Ferrari F458 Italia LMGTE Pro								
1	2	43:52.818	...	30.810	53.297	264.1	43:52.818								
2	2	1:59.139	35.573	30.716	52.850	262.8	45:51.957								
3	2	1:59.241	35.812	30.638	52.791	267.3	47:51.198								
4	2	1:59.009	35.888	30.473	52.648	269.3	49:50.207								
5	2	2:09.093 B	37.167	30.695	1:01.231	263.4	51:59.300								
6	1	4:02.077	2:36.670	30.878	54.529	262.8	56:01.377								
7	1	2:02.621	36.270	30.657	55.694	266.0	58:03.998								
8	1	1:59.946	35.960	30.755	53.231	268.7	1:00:03.944								
9	1	1:59.297	35.759	30.554	52.984	264.1	1:02:03.241								
10	1	2:10.384 B	36.397	30.801	1:03.186	266.0	1:04:13.625								
11	2	4:00.249	2:29.154	32.109	58.986	262.1	1:08:13.874								
12	2	2:12.692 B	36.169	31.164	1:05.359	264.7	1:10:26.566								
13	2	4:04.850	2:39.542	30.959	54.349	263.4	1:14:31.416								
14	2	1:59.699	35.861	30.763	53.075	262.8	1:16:31.115								
15	2	1:59.446	35.610	30.723	53.113	263.4	1:18:30.561								
16	2	1:59.592	35.670	30.654	53.268	264.7	1:20:30.153								
17	2	2:16.575 B	40.366	31.178	1:05.031	258.4	1:22:46.728								
77 Dempsey Racing - Proton 1. Patrick LONG 2. Marco SEEFRIED							Porsche 911 RSR LMGTE Am								
1	1	1:40:39.220	...	35.018	56.463	264.1	1:40:39.220								
2	1	2:03.596	37.327	31.528	54.741	268.7	1:42:42.816								
3	1	2:03.378	36.912	30.786	55.680	268.7	1:44:46.194								
4	1	2:12.560 B	37.237	30.924	1:04.399	269.3	1:46:58.754								
88 Abu Dhabi-Proton Racing 1. Christian RIED 2. Khaled AL QUBAIS							Porsche 911 RSR LMGTE Am								
92 Porsche Team Manthey 1. Patrick PILET 2. Frédéric MAKOWIECKI							Porsche 911 RSR LMGTE Pro								
1	2	51:56.515	...	30.975	54.021	271.4	51:56.515								
2	2	2:00.720	36.373	30.643	53.704	269.3	53:57.235								
3	2	2:00.480	36.749	30.383	53.348	272.0	55:57.715								
4	2	4:26.280 B	37.794	31.052	3:17.434	271.4	1:00:23.995								
5	2	2:16.866	52.025	30.944	53.897	270.0	1:02:40.861								
6	2	1:59.731	36.055	30.469	53.207	272.7	1:04:40.592								
95 Aston Martin Racing 1. Marco SØRENSEN							Aston Martin Vantage V8 LMGTE Pro								
1	1	49:43.873	...	31.728	55.583	266.0	49:43.873								
2	1	1:59.616	36.270	30.415	52.931	268.0	51:43.489								
3	1	2:05.038	39.920	30.949	54.169	266.0	53:48.527								
4	1	2:00.045	36.356	30.407	53.282	266.0	55:48.572								
5	1	1:59.133	35.988	30.437	52.708	267.3	57:47.705								
6	1	2:00.997	36.080	30.417	54.500	270.0	59:48.702								
7	1	2:00.114	36.021	30.645	53.448	266.0	1:01:48.816								
8	1	2:00.774	36.670	30.740	53.364	266.7	1:03:49.590								
9	1	1:59.769	36.091	30.349	53.229	266.7	1:05:49.359								
10	1	1:59.536	36.054	30.518	52.964	267.3	1:07:48.895								
11	1	2:03.777	37.188	31.377	55.212	263.4	1:09:52.672								
12	1	2:00.253	36.355	30.662	53.236	264.7	1:11:52.925								
13	1	2:00.777	36.476	31.079	53.222	267.3	1:13:53.702								
14	1	1:59.106	35.819	30.435	52.852	266.7	1:15:52.808								
15	1	1:59.060	35.954	30.418	52.688	266.7	1:17:51.868								
16	1	2:00.803	36.206	31.492	53.105	267.3	1:19:52.671								
17	1	2:00.363	36.010	30.403	53.950	267.3	1:21:53.034								
18	1	1:59.391	36.152	30.456	52.783	266.7	1:23:52.425								
19	1	2:03.486	35.862	30.398	57.226	266.0	1:25:55.911								
20	1	2:00.706	36.208	30.568	53.930	269.3	1:27:56.617								
21	1	2:00.075	36.299	30.434	53.342	270.0	1:29:56.692								
22	1	1:59.718	35.935	30.479	53.304	270.0	1:31:56.410								
23	1	1:59.198	35.938	30.378	52.882	268.0	1:33:55.608								
24	1	1:59.982	36.255	30.629	53.098	266.7	1:35:55.590								
25	1	2:01.855	36.715	31.413	53.727	267.3	1:37:57.445								
26	1	1:59.861	36.221	30.330	53.310	272.0	1:39:57.306								
27	1	2:00.287	36.468	30.401	53.418	266.0	1:41:57.593								
28	1	1:59.853	36.023	30.539	53.291	268.7	1:43:57.446								
29	1	2:00.074	36.209	30.434	53.431	264.7	1:45:57.520								
30	1	2:09.309 B	36.454	30.479	1:02.376	268.0	1:48:06.829								
96 Aston Martin Racing 1. Francesco CASTELLACCI 2. Ralold GOETHE							Aston Martin Vantage V8 LMGTE Am								



FIA WEC

Official Prologue

Night Session Day 1

Sector Analysis

■ Personal Best
 ■ Session Best
 ■ Crossing the finish line in pit lane

Lap	D	Time	Sector 1	Sector 2	Sector 3	T. Spd	Elapsed	Lap	D	Time	Sector 1	Sector 2	Sector 3	T. Spd	Elapsed
1	3	38:54.745	...	32.848	56.319	259.6	38:54.745								
2	3	2:03.131	37.273	31.047	54.811	262.1	40:57.876								
3	3	2:02.202	36.778	31.149	54.275	262.8	43:00.078								
4	3	2:00.872	36.327	30.872	53.673	263.4	45:00.950								
5	3	2:02.609	36.395	30.916	55.298	264.1	47:03.559								
6	3	2:00.999	36.518	30.824	53.657	264.7	49:04.558								
7	3	2:00.582	36.188	30.958	53.436	264.1	51:05.140								
8	3	2:10.198 B	36.501	30.765	1:02.932	264.1	53:15.338								
9	2	8:13.640			1:01.838	262.1	1:01:28.978								
10	2	2:11.768	39.893	32.237	59.638	263.4	1:03:40.746								
11	2	2:11.835	40.287	32.509	59.039	264.1	1:05:52.581								
12	2	2:26.928 B	39.932	34.792	1:12.204	244.3	1:08:19.509								
13	1	5:14.842	3:45.746	32.032	57.064	264.1	1:13:34.351								
14	1	2:04.597	37.271	32.155	55.171	266.0	1:15:38.948								
15	1	2:03.167	37.022	31.163	54.982	266.0	1:17:42.115								
16	1	2:06.488	37.093	31.124	58.271	268.0	1:19:48.603								
17	1	2:07.688	37.386	31.217	59.085	266.0	1:21:56.291								
18	1	2:02.820	37.287	31.063	54.470	266.7	1:23:59.111								
19	1	2:01.786	36.753	30.920	54.113	268.0	1:26:00.897								
20	1	2:02.527	36.504	31.661	54.362	268.0	1:28:03.424								
21	1	2:10.967 B	36.805	30.804	1:03.358	271.4	1:30:14.391								
22	3	16:21.099	...	32.031	54.627	262.1	1:46:35.490								
23	3	2:01.649	36.523	30.973	54.153	263.4	1:48:37.139								
24	3	2:02.361	36.540	31.343	54.478	263.4	1:50:39.500								
25	3	2:01.849	36.647	31.061	54.141	262.1	1:52:41.349								
26	3	2:18.760 B	39.111	32.539	1:07.110	261.5	1:55:00.109								

99		Aston Martin Racing V8		Aston Martin Vantage V8			
		1. Alex MACDOWALL		LMGTE Pro			
		2. Fernando REES					
1	2	48:05.182	...	31.707	55.397	266.7	48:05.182
2	2	2:01.968	36.852	30.709	54.407	266.7	50:07.150
3	2	2:01.468	36.447	30.674	54.347	266.0	52:08.618
4	2	2:01.075	36.393	30.533	54.149	268.7	54:09.693
5	2	2:01.339	36.508	30.495	54.336	267.3	56:11.032
6	2	2:02.934	37.613	30.924	54.397	266.7	58:13.966
7	2	2:01.218	36.613	30.672	53.933	267.3	1:00:15.184
8	2	2:01.135	36.617	30.528	53.990	268.7	1:02:16.319
9	2	2:03.324	36.805	31.310	55.209	268.0	1:04:19.643
10	2	2:00.750	36.472	30.588	53.690	269.3	1:06:20.393
11	2	2:10.327 B	36.243	30.810	1:03.274	266.0	1:08:30.720
12	1	5:34.364	3:57.960	32.419	1:03.985	263.4	1:14:05.084
13	1	2:04.312	38.017	31.314	54.981	258.4	1:16:09.396
14	1	2:02.246	36.832	30.730	54.684	270.7	1:18:11.642
15	1	2:01.723	36.815	30.693	54.215	266.0	1:20:13.365
16	1	2:01.753	36.576	30.727	54.450	269.3	1:22:15.118
17	1	2:06.075	37.011	33.193	55.871	266.0	1:24:21.193
18	1	2:02.992	36.750	31.498	54.744	266.0	1:26:24.185
19	1	2:01.596	36.564	30.532	54.500	270.7	1:28:25.781
20	1	2:01.713	36.530	30.594	54.589	270.0	1:30:27.494
21	1	2:02.660	36.685	30.659	55.316	266.7	1:32:30.154
22	1	2:10.817 B	36.697	30.625	1:03.495	267.3	1:34:40.971