

ADAC GT Masters

Results Race 2

Provisional



Oschersleben, Length: 3696 m

Air temperature: °C

Track temperature: °C

Weather condition: Dry

DMSB Reg. Nr.: 101/2015
Deutscher Motor Sport Bund e.V.

Sunday 26.4.2015 13:15

started : 19 classified : 15 not classified : 4

	Drivers	Team	Car	Laps	Total Time	Gap	Kph	Lap	Time	Kph
1	7 L.Stolz/J.Bleekemolen	Bentley Team HTP	Bentley Continental GT3	39	1:00:56.025		141,9	6	1:28.769	149,9
2	21 S.Asch/L.Ludwig	Team Zakspeed	Mercedes-Benz SLS AMG GT3	39	1:01:01.732	5.707	141,7	5	1:28.816	149,8
3	42 H.Proczyk/A.Simonsen	HP Racing	Mercedes-Benz SLS AMG GT3	39	1:01:07.739	11.714	141,5	7	1:28.707	150,0
4	36 C.Engelhart/K.Bachler	Schütz Motorsport	Porsche 911 GT3 R	39	1:01:10.500	14.475	141,4	11	1:29.739	148,3
5	19 C.Hürtgen/J.Krohn	BMW Sports Trophy Team Schubert	BMW Z4 GT3	39	1:01:10.926	14.901	141,4	7	1:29.652	148,4
6	1 S.Wackerbauer/K.van der Linde	C. Abt Racing	Audi R8 LMS ultra	39	1:01:11.255	15.230	141,3	9	1:28.661	150,1
7	80 D.Baumann/J.Klingmann	BMW Sports Trophy Team Schubert	BMW Z4 GT3	39	1:01:11.670	15.645	141,3	7	1:28.892	149,7
8	22 D.Jöst(*G*)/F.Scholze(*G*)	MRS GT Racing	Nissan GT-R Nismo GT3	39	1:01:11.987	15.962	141,3	20	1:29.254	149,1
9	100 D.Dobitsch/E.Sandström	kfzteile24 MS Racing	Audi R8 LMS ultra	39	1:01:13.902	17.877	141,2	10	1:29.625	148,5
10	13 R.Lips(*G*)/S.Barth	RWT-Racing Team	Corvette Z06.R GT3	39	1:01:19.318	23.293	141,0	8	1:29.754	148,2
11	24 F.Stoll/M.Basseng	kfzteile24 MS Racing	Audi R8 LMS ultra	39	1:01:20.029	24.004	141,0	6	1:29.724	148,3
12	3 A.Weishaupt(*G*)/C.Jöns	C. Abt Racing	Audi R8 LMS ultra	39	1:01:33.225	37.200	140,5	4	1:28.898	149,7
13	69 P.Assenheimer/D.Alessi	Callaway Competition	Corvette Z06.R GT3	39	1:01:40.799	44.774	140,2	7	1:28.936	149,6
14	66 A.Wirth/D.Keilwitz	Callaway Competition	Corvette Z06.R GT3	35	54:54.263	4LAPS	141,4	8	1:28.366	150,6
15	2 J.Pepper/N.Thiim	C. Abt Racing	Audi R8 LMS ultra	32	51:49.722	7LAPS	136,9	11	1:28.829	149,8
not classified										
	23 M.Gassner(*G*)/F.Strauss	MRS GT Racing	Nissan GT-R Nismo GT3	26	42:29.846	13LAPS	135,7	10	1:28.961	149,6
	16 R.Frey/P.Geipel	YACO Racing	Audi R8 LMS ultra	19	31:37.443	20LAPS	133,2	5	1:29.626	148,5
	25 T.Enge/O.Gavin	Reiter Engineering	Camaro GT3	15	25:31.547	24LAPS	130,3	5	1:29.926	148,0
	12 J.Knoll(*G*)/L.Marionek	Senkyr Motorsport	BMW Z4 GT3	12	18:21.008	27LAPS	145,0	5	1:29.973	147,9

Fastest lap of the race. Car 66 driver Keilwitz on lap 8. Time 1:28.366, average speed 150,6 km/h.

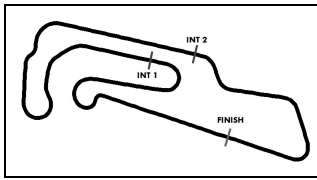
(*G*) marks the gentlemen driver

Subject to final scrutineering!

Publications Time:

Clerk of the course:

Time Keeping:



ADAC GT Masters

Pit stops Race 2

Provisional



Oschersleben, Length: 3696 m

Air temperature: °C

Track temperature: °C

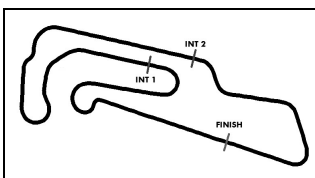
Weather condition: Dry



Reg. Nr.: 101/2015

Sunday 26.4.2015 13:15

Nr	Driver in	Day time in	Time in	Driver out	Day time out	Time out	Nett Time
25	Oliver Gavin	13:36:35	20:10.053	Oliver Gavin	13:37:29	21:04.287	54.234
7	Jeroen Bleekemolen	13:41:43	25:18.311	Jeroen Bleekemolen	13:42:49	26:23.657	1:05.346
2	Jordan Lee Pepper	13:41:45	25:19.791	Jordan Lee Pepper	13:42:58	26:33.643	1:13.852
3	Christer Jöns	13:41:46	25:21.012	Andreas Weishaupt	13:42:58	26:32.729	1:11.717
22	Florian Scholze	13:41:48	25:22.716	Florian Scholze	13:42:55	26:30.421	1:07.705
19		13:41:48	25:23.257		13:42:54	26:29.064	1:05.807
100	Edward Sandström	13:41:49	25:24.010	Daniel Dobitsch	13:42:55	26:30.052	1:06.042
24	Marc Basseng	13:41:50	25:24.826	Marc Basseng	13:42:57	26:31.791	1:06.965
16	Philip Geipel	13:41:50	25:25.253	Philip Geipel	13:42:59	26:34.530	1:09.277
25	Oliver Gavin	13:41:53	25:27.750				
36	Klaus Bachler	13:43:18	26:52.646	Klaus Bachler	13:44:24	27:58.755	1:06.109
66	Daniel Keilwitz	13:44:42	28:16.812	Daniel Keilwitz	13:45:48	29:22.829	1:06.017
21	Sebastian Asch	13:44:43	28:18.012	Sebastian Asch	13:45:49	29:24.479	1:06.467
1	Kelvin van der Linde	13:44:48	28:22.700	Stefan Wackerbauer	13:45:58	29:33.029	1:10.329
23	Florian Strauss	13:45:37	29:11.890	Florian Strauss	13:46:43	30:18.064	1:06.174
69	Diego Alessi	13:46:18	29:53.300	Diego Alessi	13:47:23	30:57.982	1:04.682
80	Jens Klingmann	13:47:50	31:25.162	Jens Klingmann	13:49:01	32:36.294	1:11.132
16	Rahel Frey	13:47:59	31:33.814				
42	Hari Proczyk	13:49:18	32:52.782	Hari Proczyk	13:50:23	33:58.570	1:05.788
13	Sven Barth	13:49:22	32:57.423	Remo Lips	13:50:29	34:04.178	1:06.755
69	Patrick Assenheimer	13:52:07	35:42.087	Patrick Assenheimer	13:52:31	36:06.300	24.213
2	Jordan Lee Pepper	14:08:11	51:46.088				



ADAC GT Masters

Lap chart Race 2

Provisional

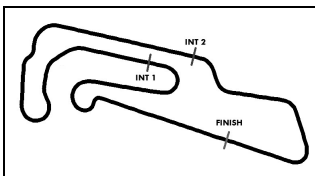


Oschersleben, Length: 3696 m

Sunday 26.4.2015 13:15

POS	1	2	3	4	5	6	7	8	9	10	11	12	13	14	15	16	17	18	19	20
LAP 1	66	7	21	42	80	23	2	3	1	22	69	36	19	100	13	24	16	25	12	
LAP 2	66	7	21	42	80	23	2	3	1	22	69	36	19	100	13	24	16	25	12	
LAP 3	66	7	21	42	80	3	2	1	23	22	69	36	19	100	13	24	16	25	12	
LAP 4	66	7	21	42	80	3	2	1	23	22	69	36	19	100	13	24	16	25	12	
LAP 5	66	7	21	42	80	3	2	1	23	69	22	36	19	100	13	24	16	25	12	
LAP 6	66	7	21	42	80	3	2	1	23	69	22	36	19	100	13	24	16	25	12	
LAP 7	66	7	21	42	80	2	3	1	23	69	22	36	19	100	13	24	16	25	12	
LAP 8	66	7	21	42	80	2	1	3	23	69	22	36	19	100	13	24	16	25	12	
LAP 9	66	7	21	42	80	2	1	23	3	69	22	36	19	100	13	24	16	25	12	
LAP 10	66	7	21	42	80	2	1	23	3	69	22	36	19	100	13	24	16	25	12	
LAP 11	66	7	21	42	80	2	1	23	3	69	22	36	19	100	13	24	16	25	12	
LAP 12	66	7	21	42	80	2	1	23	3	69	22	36	19	100	13	24	16	25	12	
LAP 13	66	7	21	42	80	2	1	23	3	69	22	36	19	100	13	24	16	.25		
LAP 14	66	7	21	42	80	2	1	23	3	69	22	36	19	100	13	24	16	25'		
LAP 15	66	7	21	42	80	2	1	23	3	69	22	36	19	100	13	24	16	.25'		
LAP 16	66	21	42	80	1	23	69	36	13	.7	.2	.3	.22	.19	.100	.24	.16			
LAP 17	66	21	42	80	1	69	23	13	.36	7	19	100	22	24	3	2'	16'			
LAP 18	42	80	69	13	.66	.21	.1	.23	7	36	19	100	22	24	3	2'	16'			
LAP 19	42	80	13	.69	66	7	21	36	19	1	22	100	24	3'	2'	.16'	23'			
LAP 20	42	13	.80	66	7	21	69	36	19	1	22	100	24	2	3	23'				
LAP 21	.42	.13	66	7	21	69	36	19	1	22	80	100	24	2	3	23				
LAP 22	66	7	21	42	36	19	1	22	13	80	100	24	2	3	.69	23				
LAP 23	66	7	21	42	36	19	1	22	80	13	100	24	2	3	69	23				
LAP 24	66	7	21	42	36	19	1	22	80	100	13	24	2	3	69	23				
LAP 25	66	7	21	42	36	19	1	22	80	100	13	24	2	3	69	23				
LAP 26	66	7	21	42	36	19	1	22	80	100	13	24	2	3	69	23				
LAP 27	66	7	21	42	36	19	1	22	80	100	13	24	2	3	69					
LAP 28	66	7	21	42	36	19	1	22	80	100	13	24	2	3	69					
LAP 29	66	7	21	42	36	19	1	22	80	100	13	24	2	3	69					
LAP 30	66	7	21	42	36	19	1	22	80	100	13	24	2	3	69					
LAP 31	66	7	21	42	36	19	1	80	22	100	13	24	3	69	2					
LAP 32	66	7	21	42	36	19	1	80	22	100	13	24	3	69	.2					
LAP 33	66	7	21	42	36	19	1	80	22	100	13	24	3	69						
LAP 34	66	7	21	42	36	19	1	80	22	100	13	24	3	69						
LAP 35	66	7	21	42	36	19	1	80	22	100	13	24	3	69						

. - PIT STOP ' - LAP BEHIND



ADAC GT Masters

Lap chart Race 2

Provisional

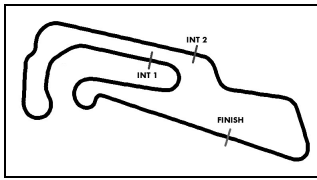


Oschersleben, Length: 3696 m

Sunday 26.4.2015 13:15

POS	1	2	3	4	5	6	7	8	9	10	11	12	13	14	15	16	17	18	19	20
LAP 36	7	21	42	36	19	1	80	22	100	13	24	3	69							
LAP 37	7	21	42	36	19	1	80	22	100	13	24	3	69							
LAP 38	7	21	42	36	19	1	80	22	100	13	24	3	69							
LAP 39	7	21	42	36	19	1	80	22	100	13	24	3	69							

.. - PIT STOP ' - LAP BEHIND



ADAC GT Masters

Lap analysis Race 2



Provisional

DMSB Deutscher Motor Sport Bund e.V. Reg. Nr.: 101/2015

Sunday 26.4.2015 13:15

Oschersleben, Length: 3696 m

Air temperature: °C

Track temperature: °C

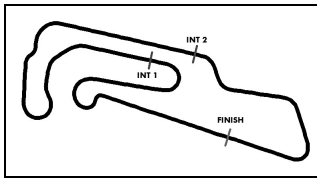
Weather condition: Dry

Lap	Time	SE1	SP1	SE2	SP2	SE3	SP3	TSP	Lap	Time	SE1	SP1	SE2	SP2	SE3	SP3	TSP
1 Stefan Wackerbauer, DEU/ Kelvin van der Linde, ZAF									theoretical besttime: 1:28.542								
1	1:37.487	40.047	185	31.458	224	25.982	191	227	21	1:29.872	34.148	187	30.290	221	25.434	190	230
2	1:29.642	34.349	186	30.145	221	25.148	190	229	22	1:29.624	34.437	186	30.171	220	25.016	192	230
3	1:30.077	34.077	187	30.527	221	25.473	190	230	23	1:29.568	34.427	186	30.209	221	24.932	192	231
4	1:29.307	34.292	186	29.978	219	25.037	191	229	24	1:29.726	34.408	187	30.210	221	25.108	191	231
5	1:29.007	33.903	187	30.106	220	24.998	192	230	25	1:29.900	34.398	186	30.238	222	25.264	191	230
6	1:28.992	33.943	187	29.941	221	25.108	191	231	26	1:29.846	34.391	186	30.378	222	25.077	191	230
7	1:29.052	33.955	186	29.972	221	25.125	191	230	27	1:30.124	34.363	186	30.304	221	25.457	192	231
8	1:29.814	34.252	186	30.144	221	25.418	192	231	28	1:30.336	34.479	187	30.507	220	25.350	192	231
9	1:28.661	33.764	187	29.911	220	24.986	191	231	29	1:30.638	34.566	187	30.667	220	25.405	192	231
10	1:28.847	33.962	187	30.018	220	24.867	191	231	30	1:30.874	34.642	186	30.658	221	25.574	191	231
11	1:28.965	33.978	187	30.031	221	24.956	191	230	31	1:30.590	34.644	186	30.583	220	25.363	193	230
12	1:29.390	33.934	186	30.067	220	25.389	181	229	32	1:30.666	34.619	186	30.625	220	25.422	194	232
13	1:29.586	34.268	186	30.099	219	25.219	190	225	33	1:31.011	34.812	185	30.552	220	25.647	192	233
14	1:33.818	34.151	183	32.487	177	27.180	188	228	34	1:31.071	34.845	184	30.722	219	25.504	191	232
15	2:00.891	35.192	182	49.503	111	36.196	147	211	35	1:30.771	34.701	187	30.639	220	25.431	193	231
16	2:02.893	46.859	114	46.399	177	29.635	190	130	36	1:30.973	34.799	186	30.689	221	25.485	191	233
17	1:30.128	34.551	185	30.155	221	25.422	191	228	37	1:30.793	34.608	188	30.608	221	25.577	193	231
18	1:49.774	34.943	185	31.796	220	43.035		230	38	1:31.146	34.877	187	30.758	220	25.511	193	233
19	2:36.042	1:40.139	184	30.568	220	25.335	189		39	1:31.344	34.665	187	30.975	220	25.704	192	233
20	1:30.009	34.479	186	30.401	219	25.129	191	228									

2 Jordan Lee Pepper, ZAF/ Nicki Thiim, DNK									theoretical besttime: 1:28.643								
1	1:36.649	39.209	183	30.958	218	26.482	187	217	17	2:45.199	1:47.693	181	31.361	219	26.145	188	
2	1:29.348	34.217	185	30.082	220	25.049	190	227	18	1:31.458	34.964	185	30.714	220	25.780	191	228
3	1:30.732	34.892	183	30.503	220	25.337	191	228	19	1:31.770	35.385	184	30.915	220	25.470	190	228
4	1:29.230	34.051	184	30.073	219	25.106	191	230	20	1:30.507	34.525	186	30.601	218	25.381	190	230
5	1:28.918	33.956	185	29.906		25.056	190	229	21	1:29.913	34.372	184	30.260	218	25.281	191	228
6	1:29.015	33.917	185	30.090	219	25.008	191	230	22	1:30.153	34.402	183	30.348	217	25.403	190	229
7	1:28.995	33.903	184	30.058	221	25.034	189	230	23	1:29.971	34.410	184	30.293	219	25.268	191	228
8	1:28.830	33.989	184	29.896	220	24.945	191	228	24	1:29.828	34.357	184	30.222	219	25.249	191	228
9	1:29.000	33.984	186	30.082	218	24.934	190	229	25	1:30.096	34.314	184	30.490	218	25.292	191	229
10	1:28.961	33.938	184	29.992	220	25.031	191	229	26	1:30.006	34.276	185	30.406	218	25.324	190	229
11	1:28.829	33.878	184	30.082	220	24.869	191	229	27	1:30.311	34.457	184	30.261	219	25.593	191	228
12	1:29.043	33.967	185	29.960	219	25.116	191	229	28	1:30.129	34.377	185	30.357	219	25.395	190	229
13	1:29.300	34.164	183	29.913	220	25.223	190	229	29	1:30.722	34.580	184	30.507	219	25.635	188	229
14	1:33.545	34.259	183	33.132	192	26.154	188	228	30	1:30.501	34.446	184	30.633	217	25.422	191	228
15	2:02.539	35.629	152	50.400	106	36.510	136	218	31	1:53.258	34.525	183	30.498	219	48.235	159	230
16	2:20.489	46.622	126	46.718	179	47.149		137	32	2:12.477	40.341	95	42.583	150	49.553		212

3 Andreas Weishaupt, DEU/ Christer Jöns, DEU									theoretical besttime: 1:28.778								
1	1:36.941	39.567	184	31.373	219	26.001	189	220	21	1:31.238	34.597	186	30.823	220	25.818	188	230
2	1:29.719	34.448	186	30.182	221	25.089	189	229	22	1:30.917	34.757	185	30.625	219	25.535	192	229
3	1:29.795	34.191	181	30.389	220	25.215	189	228	23	1:31.040	34.827	181	30.561	221	25.652	189	229
4	1:28.898	33.892	185	29.997	218	25.009	191	228	24	1:30.978	34.527	184	30.787	219	25.664	190	227
5	1:29.014	33.816	186	30.233	219	24.965	192	229	25	1:30.954	34.705	184	30.663	222	25.586	193	231
6	1:29.027	33.945	186	30.095	220	24.987	190	231	26	1:30.810	34.683	185	30.554	221	25.573	191	229
7	1:29.797	33.949	186	30.032	220	25.816	191	229	27	1:31.033	34.637	183	30.769	218	25.627	191	227
8	1:30.362	34.366	186	30.188	220	25.808	193	230	28	1:31.110	34.573	184	30.664	220	25.873	190	229
9	1:30.405	34.827	186	30.281	220	25.297	189	231	29	1:31.104	34.584	186	30.815	218	25.705	190	230
10	1:29.102	33.948	184	30.055	219	25.099	192	229	30	1:30.924	34.492	186	30.840	220	25.592	190	229
11	1:29.124	33.867	184	30.108	221	25.149	189	231	31	1:30.945	34.478	184	30.666	217	25.801	187	229
12	1:29.309	34.004	186	30.175	222	25.130	190	231	32	1:31.215	34.708	186	30.672	218	25.835	189	228
13	1:29.747	34.310	185	30.212	219	25.225	191	229	33	1:30.862	34.606	186	30.649	219	25.607	189	227
14	1:33.353	34.261	183	32.635	214	26.457	187	229	34	1:30.756	34.757	185	30.508	219	25.491	191	227
15	2:00.965	35.273	176	49.003	112	36.689	130	221	35	1:30.839	34.722	184	30.640	218	25.477	192	229
16	2:19.105	45.889	111	46.530	183	46.686		164	36	1:31.079	34.665	188	30.646	219	25.768	192	230
17	2:42.918	1:45.338	184	31.631	218	25.949	190		37	1:31.435	34.919	183	30.877	218	25.639	190	231
18	1:31.361	34.779	183	30.941	218	25.641	191	229	38	1:31.214	34.650	183	30.718	220	25.846	191	229
19	1:32.441	35.961	182	30.779	222	25.701	190	228	39	1:31.667	34.956	184	30.943	217	25.768	191	213
20	1:31.722	34.539	186	31.053	206	26.130	191	229									





ADAC GT Masters



Lap analysis Race 2

Provisional

DMSB Reg. Nr.: 101/2015
Deutscher Motor Sport Bund e.V.

Oschersleben, Length: 3696 m

Air temperature: °C

Track temperature: °C

Weather condition: Dry

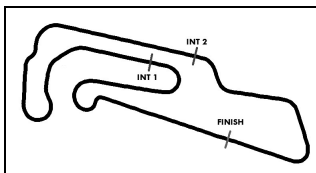
Sunday 26.4.2015 13:15

Lap	Time	SE1	SP1	SE2	SP2	SE3	SP3	TSP	Lap	Time	SE1	SP1	SE2	SP2	SE3	SP3	TSP
7 Luca Stolz, DEU/ Jeroen Bleekemolen, NLD									theoretical besttime: 1:28.698								
1	1:33.771	37.802	187	30.681	224	25.288	193	226	21	1:30.327	34.516	187	30.366	25.445	194	234	
2	1:29.090	33.905	190	29.960	226	25.225	192	233	22	1:30.068	34.210	187	30.525	25.333	194	236	
3	1:29.167	34.083	187	29.968	226	25.116	194	232	23	1:30.272	34.308	187	30.495	25.469	194	235	
4	1:29.023	33.897	188	29.951	225	25.175	193	233	24	1:29.913	34.220	187	30.338	25.355	194	235	
5	1:29.141	34.005	189	30.011	225	25.125	195	233	25	1:29.626	34.076	188	30.189	25.361	195	235	
6	1:28.769	33.889	189	29.928	226	24.952	195	234	26	1:30.111	34.322	188	30.301	25.488	193	235	
7	1:28.795	33.864	189	29.902	226	25.029	194	234	27	1:29.705	34.295	186	30.099	25.311	195	234	
8	1:28.816	33.844	188	29.914	226	25.058	195	234	28	1:29.474	34.086	188	30.158	25.230	195	235	
9	1:28.941	33.930	190	30.008	226	25.003	196	234	29	1:29.698	34.157	187	30.188	25.353	194	235	
10	1:28.956	33.931	189	30.051	226	24.974	196	235	30	1:29.799	34.178	187	30.218	25.403	194	235	
11	1:29.014	33.950	189	29.976	227	25.088	195	235	31	1:29.834	34.243	188	30.309	25.282	196	235	
12	1:29.062	33.955	189	30.042	226	25.065	195	233	32	1:30.773	34.307	187	30.563	25.903	195	235	
13	1:29.170	34.049	188	30.039	225	25.082	195	234	33	1:30.422	34.493	187	30.446	25.483	194	236	
14	1:31.633	34.149	188	31.121	224	26.363	194	234	34	1:30.042	34.287	188	30.271	25.484	195	235	
15	2:05.673	38.364	97	50.676	145	36.633	157	228	35	1:30.188	34.387	188	30.344	25.457	195	235	
16	2:22.888	46.679	116	46.055	143	50.154		157	36	1:30.199	34.359	188	30.370	25.470	195	236	
17	2:31.113	1:35.374	186	30.483	222	25.256	194		37	1:29.946	34.455	187	30.138	25.353	195	236	
18	1:29.432	34.117	186	30.177	223	25.138	193	233	38	1:29.960	34.211	189	30.283	25.466	195	236	
19	1:30.920	34.331	184	30.903	224	25.686	193	232	39	1:30.866	34.524	187	30.593	25.749	158	235	
20	1:31.428	34.507	186	30.848	224	26.073	193	234									

12 Jacub Knoll, CZE/ Lennart Marioneck, DEU									theoretical besttime: 1:29.806								
1	1:40.955	42.568	186	32.108	223	26.279	191	228	8	1:30.663	34.477	186	30.613	224	25.573	192	233
2	1:32.771	35.198	186	31.759	221	25.814	192	231	9	1:30.918	34.149	186	30.818	221	25.951	192	231
3	1:30.568	34.512	187	30.645	222	25.411	192	230	10	1:31.510	34.739	184	31.038	221	25.733	193	231
4	1:30.257	34.228	184	30.650	221	25.379	192	231	11	1:30.883	34.376	185	30.871	222	25.636	191	231
5	1:29.973	34.189	186	30.528	222	25.256	193	231	12	1:31.965	34.540	186	31.615	221	25.810	191	230
6	1:30.490	34.365	184	30.450	223	25.675	192	232									
7	1:30.055	34.100	186	30.647	223	25.308	193	231									

13 Remo Lips, CHE/ Sven Barth, DEU									theoretical besttime: 1:29.600								
1	1:39.464	41.335	189	31.885	222	26.244	196	221	21	1:47.386	34.450	191	30.638	228	42.298		239
2	1:31.854	35.796	188	30.697	229	25.361	197	238	22	2:34.279	1:37.618	185	30.946	227	25.715	197	
3	1:29.926	34.318	189	30.411	229	25.197	198	237	23	1:31.592	35.034	189	31.011	227	25.547	197	238
4	1:29.838	34.087	192	30.540	228	25.211	197	240	24	1:32.170	35.032	189	31.395	227	25.743	196	239
5	1:30.009	34.191	191	30.397	229	25.421	197	240	25	1:30.802	34.575	191	30.716	228	25.511	196	239
6	1:30.180	34.343	191	30.502	229	25.335	196	240	26	1:30.778	34.444	190	30.791	227	25.543	196	238
7	1:29.861	34.195	191	30.358	229	25.308	197	239	27	1:30.440	34.414	190	30.547	227	25.479	196	238
8	1:29.754	34.093	191	30.338	230	25.323	198	240	28	1:30.403	34.348	191	30.650	228	25.405	196	238
9	1:29.927	34.168	192	30.451	228	25.308	198	240	29	1:30.576	34.483	191	30.541	227	25.552	196	238
10	1:29.879	34.330	190	30.316	229	25.233	198	241	30	1:30.714	34.234	191	30.807	227	25.673	196	238
11	1:30.044	34.312	190	30.378	228	25.354	198	239	31	1:30.424	34.349	190	30.599	227	25.476	196	238
12	1:30.123	34.257	192	30.372	228	25.494	196	240	32	1:30.708	34.385	190	30.666	228	25.657	196	238
13	1:30.092	34.346	191	30.345	228	25.401	197	238	33	1:30.639	34.317	191	30.727	227	25.595	197	239
14	1:32.099	34.781	185	31.386	225	25.932	195	239	34	1:30.929	34.470	188	30.860	227	25.599	198	239
15	1:57.930	34.712	188	47.209	84	36.009	83	236	35	1:30.779	34.369	190	30.848	227	25.562	197	239
16	1:59.645	44.083	132	46.612	190	28.950	195	163	36	1:30.885	34.439	190	30.875	227	25.571	197	239
17	1:30.957	34.672	190	30.708	227	25.577	196	237	37	1:30.675	34.408	190	30.685	228	25.582	197	240
18	1:30.625	34.455	189	30.573	228	25.597	197	238	38	1:30.641	34.367	190	30.691	228	25.583	199	239
19	1:30.811	34.492	190	30.734	228	25.585	196	238	39	1:30.926	34.558	191	30.794	227	25.574	198	240
20	1:30.554	34.346	191	30.597	228	25.611	197	237									

16 Rahel Frey, CHE/ Philip Geipel, DEU									theoretical besttime: 1:29.598								
1	1:40.338	42.203	183	31.933	222	26.202	193	229	11	1:29.966	34.140	186	30.344	221	25.482	194	232
2	1:32.193	35.252	184	31.129	223	25.812	191	231	12	1:30.297	34.203	187	30.556	220	25.538	192	233
3	1:30.330	34.369	185	30.555	220	25.406	192	231	13	1:30.296	34.117	188	30.636	221	25.543	193	233
4	1:30.063	34.227	185	30.475	218	25.361	192	232	14	1:32.190	34.598	184	31.489	220	26.103	189	234
5	1:29.626	34.024	187	30.272	223	25.330	195	231	15	1:57.747	34.966	182	46.556	81	36.225	89	230



ADAC GT Masters



Lap analysis Race 2

Provisional

Oschersleben, Length: 3696 m

Air temperature: °C

Track temperature: °C

Weather condition: Dry

DMSB Reg. Nr.: 101/2015
Deutscher Motor-Sport Bund e.V.

Sunday 26.4.2015 13:15

Lap	Time	SE1	SP1	SE2	SP2	SE3	SP3	TSP	Lap	Time	SE1	SP1	SE2	SP2	SE3	SP3	TSP
6	1:29.832	34.110	187	30.417	223	25.305	194	234	16	2:16.532	43.947	168	46.294	183	46.291	191	
7	1:30.050	34.081	187	30.571	222	25.398	193	232	17	2:39.690	1:42.157	185	31.657	221	25.876	193	
8	1:29.966	34.147	187	30.470	221	25.349	193	231	18	1:37.421	41.112	187	30.653	223	25.656	191	
9	1:29.712	34.093	187	30.317	221	25.302	193	233	19	1:51.213	34.518	186	30.926	210	45.769	229	
10	1:29.981	34.230	186	30.425	222	25.326	192	233									

19 Claudia Hürtgen, DEU/ Jesse Krohn, FIN

theoretical besttime: 1:29.220

1	1:38.631	40.799	185	31.797		26.035	192	213	21	1:30.138	34.236	187	30.514	223	25.388	193	233
2	1:31.531	35.260	187	30.823	221	25.448	192	233	22	1:30.154	34.245	187	30.465	223	25.444	192	233
3	1:29.928	34.150	187	30.311	222	25.467	191	232	23	1:30.105	34.414	187	30.370	223	25.321	192	231
4	1:29.846	34.044	188	30.599	219	25.203	193	232	24	1:30.226	34.407	185	30.509	224	25.310	193	232
5	1:30.491	33.994	188	30.882	223	25.615	192	233	25	1:30.125	34.409	186	30.334	224	25.382	191	233
6	1:29.835	34.210	186	30.176	223	25.449	193	233	26	1:30.030	34.329	188	30.338	225	25.363	193	232
7	1:29.652	34.139	186	30.284	223	25.229	193	231	27	1:30.154	34.174	186	30.537	222	25.443	193	232
8	1:29.963	34.302	185	30.330	224	25.331	194	233	28	1:30.350	34.481	186	30.506	222	25.363	192	233
9	1:29.751	34.200	187	30.501	218	25.050	193	235	29	1:30.668	34.455	187	30.655	223	25.558	194	233
10	1:29.726	34.087	187	30.363	224	25.276	194	233	30	1:30.652	34.693	186	30.592	222	25.367	193	233
11	1:30.019	34.368	186	30.298	223	25.353	191	234	31	1:30.955	34.688	186	30.715	222	25.552	193	232
12	1:29.719	34.091	187	30.287	222	25.341	193	232	32	1:30.729	34.479	186	30.669	223	25.581	192	233
13	1:30.371	34.297	187	30.542	220	25.532	192	232	33	1:30.959	34.597	187	30.456	224	25.906	193	233
14	1:31.402	34.385	183	31.308	221	25.709	193	232	34	1:30.947	34.518	186	30.802	221	25.627	192	232
15	1:58.656	35.248	184	47.189	89	36.219	88	217	35	1:30.889	34.688	186	30.583	221	25.618	194	233
16	2:17.319	44.580	135	46.514	187	46.225		165	36	1:30.694	34.671	187	30.500	223	25.523	192	233
17	2:31.392	1:35.531	184	30.488	221	25.373	191		37	1:31.049	34.706	186	30.695	223	25.648	193	232
18	1:30.587	34.265	185	30.474	222	25.848	193	230	38	1:31.066	34.771	186	30.691	224	25.604	194	235
19	1:30.230	34.329	186	30.530	224	25.371	193	231	39	1:31.376	34.734	186	30.870	223	25.772	193	233
20	1:30.611	34.452	187	30.779	221	25.380	193	232									

21 Sebastian Asch, DEU/ Luca Ludwig, DEU

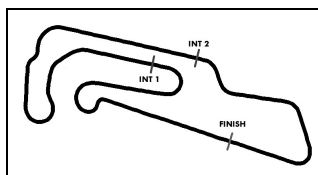
theoretical besttime: 1:28.724

1	1:34.475	38.205	187	30.964	225	25.306	195	229	21	1:30.434	34.686	189	30.561	227	25.187	196	239
2	1:29.498	33.838	191	30.378	225	25.282	194	235	22	1:30.125	34.334	189	30.433	227	25.358	195	238
3	1:29.253	33.929	191	30.200	226	25.124	195	235	23	1:30.178	34.301	191	30.453	227	25.424	196	237
4	1:29.037	33.816	191	30.191	226	25.030	196	236	24	1:30.177	34.308	190	30.758	224	25.111	197	237
5	1:28.816	33.671	191	30.169	227	24.976	196	237	25	1:29.797	34.167	191	30.426	227	25.204	197	238
6	1:29.060	33.768	191	30.206	226	25.086	196	237	26	1:30.223	34.346	191	30.543	227	25.334	194	238
7	1:28.859	33.655	192	30.112	228	25.092	196	237	27	1:29.925	34.132	191	30.490	226	25.303	197	237
8	1:29.186	33.779	191	30.237	227	25.170	197	236	28	1:29.786	34.131	191	30.352	227	25.303	196	238
9	1:29.023	33.794	191	30.121	227	25.108	197	237	29	1:29.921	34.267	191	30.472	227	25.182	197	237
10	1:29.050	33.832	191	30.200	228	25.018	196	238	30	1:30.164	34.409	191	30.539	227	25.216	197	238
11	1:29.305	33.833	192	30.310	227	25.162	195	237	31	1:30.232	34.360	191	30.614	227	25.258	196	237
12	1:29.348	33.952	192	30.255	225	25.141	196	236	32	1:30.220	34.144	190	30.703	226	25.373	197	238
13	1:29.175	33.925	191	30.093	227	25.157	195	237	33	1:30.550	34.375	191	30.696	226	25.479	197	238
14	1:31.640	33.957	190	31.801	223	25.882	194	236	34	1:30.430	34.301	191	30.748	227	25.381	197	238
15	2:03.936	37.114	98	50.732	163	36.090	172	235	35	1:30.469	34.467	192	30.660	227	25.342	197	238
16	2:05.057	46.780	126	46.409	182	31.868	195	170	36	1:30.906	34.434	192	30.962	227	25.510	197	238
17	1:30.159	34.188	191	30.710	226	25.261	196	235	37	1:30.915	34.472	192	30.887	226	25.556	196	238
18	1:46.773	34.046	191	30.446	228	42.281		236	38	1:30.960	34.599	191	30.915	227	25.446	197	238
19	2:32.115	1:35.659	190	30.874	226	25.582	195		39	1:31.216	34.533	191	31.003	226	25.680	196	238
20	1:31.339	34.593	191	30.679	227	26.067	197	236									

22 Dominic Jöst, DEU/ Florian Scholze, DEU

theoretical besttime: 1:29.127

1	1:38.048	40.171	189	31.665	229	26.212	197	231	21	1:29.477	33.996	194	30.239	229	25.242	195	239
2	1:30.180	34.447	192	30.401	230	25.332	197	236	22	1:29.706	34.309	191	30.201	229	25.196	198	239
3	1:30.010	33.970	192	30.573	228	25.467	198	237	23	1:29.606	34.204	196	30.304	227	25.098	197	239
4	1:30.150	34.409	192	30.457	228	25.284	199	237	24	1:29.705	34.012	192	30.205	230	25.488	197	239
5	1:30.949	34.211	188	31.408	229	25.330	199	238	25	1:29.585	34.128	194	30.270	230	25.187	198	239
6	1:29.709	34.163	192	30.291	229	25.255	198	239	26	1:30.162	34.411	193	30.279	230	25.472	197	239
7	1:29.533	34.105	192	30.276	230	25.152	198	237	27	1:29.955	34.231	194	30.346	228	25.378	197	239
8	1:29.846	33.979	192	30.411	230	25.456	198	238	28	1:30.297	34.173	191	30.491	227	25.633	196	239
9	1:29.968	34.195	193	30.399	228	25.374	198	238	29	1:30.410	34.523	186	30.484	230	25.403	198	239
10	1:30.000	34.321	194	30.491	229	25.188	198	239	30	1:30.966	34.723	193	30.562	227	25.681	198	240



ADAC GT Masters



Lap analysis Race 2

Provisional

Oschersleben, Length: 3696 m

Air temperature: °C

Track temperature: °C

Weather condition: Dry



Reg. Nr.: 101/2015

Sunday 26.4.2015 13:15

Lap	Time	SE1	SP1	SE2	SP2	SE3	SP3	TSP	Lap	Time	SE1	SP1	SE2	SP2	SE3	SP3	TSP
11	1:29.668	33.967	193	30.385	229	25.316	199	238	31	1:32.071	35.682	190	30.942	229	25.447	197	240
12	1:30.063	34.076	194	30.395	228	25.592	196	237	32	1:30.038	34.249	193	30.340	229	25.449	198	239
13	1:30.334	34.335	192	30.461	228	25.538	199	236	33	1:30.728	34.567	192	30.443	230	25.718	195	240
14	1:30.604	34.006	194	31.043	228	25.555	197	238	34	1:30.965	34.564	192	30.669	229	25.732	197	238
15	1:58.714	34.677	192	47.764	102	36.273	111	237	35	1:31.377	35.368	195	30.660	228	25.349	198	240
16	2:18.570	45.065	124	46.554	190	46.951		178	36	1:30.800	34.700	193	30.623	229	25.477	198	240
17	2:36.471	1:41.022	192	30.172	228	25.277	196		37	1:30.300	34.301	194	30.508	230	25.491	199	241
18	1:30.856	34.795	191	30.286	229	25.775	190	238	38	1:31.284	34.779	195	30.626	229	25.879	197	241
19	1:30.651	34.433	192	30.563	229	25.655	194	236	39	1:30.977	34.576	194	30.658	229	25.743	199	240
20	1:29.254	34.094	196	30.104	228	25.056	198	237									

23 Marc Gassner, DEU/ Florian Strauss, DEU

theoretical besttime: 1:28.596

1	1:36.029	39.395	191	30.829	228	25.805	198	228	15	2:01.108	35.316	189	49.452	104	36.340	146	208
2	1:29.343	33.954	194	30.360	229	25.029	199	238	16	2:02.737	46.710	107	46.393	189	29.634	198	140
3	1:32.145	36.295	193	30.236	229	25.614	198	241	17	1:31.599	34.635	192	30.755	226	26.209	197	238
4	1:29.567	34.260	193	30.145	229	25.162	197	238	18	2:37.113	49.432	115	51.724	97	55.957		238
5	1:29.019	33.921	195	30.117	228	24.981	197	239	19	2:40.467	1:41.361	184	32.875	225	26.231	197	
6	1:29.067	33.699	194	30.202	229	25.166	196	240	20	1:31.385	34.722	191	31.080	227	25.583	198	237
7	1:29.182	33.835	194	30.223	228	25.124	197	239	21	1:30.533	34.418	191	30.747	228	25.368	198	238
8	1:29.576	33.924	194	30.216	230	25.436	197	238	22	1:30.061	34.125	193	30.559	228	25.377	197	238
9	1:29.130	33.917	194	30.030	228	25.183	198	241	23	1:30.074	34.193	193	30.372	229	25.509	197	238
10	1:28.961	33.888	193	30.024	230	25.049	197	240	24	1:29.722	34.045	192	30.329	229	25.348	199	239
11	1:29.220	34.086	193	29.973	229	25.161	198	239	25	1:31.541	34.770	191	31.095	228	25.676	197	239
12	1:29.294	34.013	194	30.066	228	25.215	197	239	26	1:30.518	34.246	193	30.651	229	25.621	197	238
13	1:29.257	34.137	193	29.916	228	25.204	198	239									
14	1:33.198	34.065	191	32.076	177	27.057	184	239									

24 Florian Stoll, DEU/ Marc Basseng, DEU

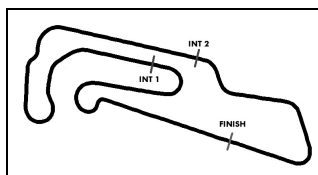
theoretical besttime: 1:29.453

1	1:40.052	41.720	184	32.116	218	26.216	191	224	21	1:30.093	34.263	185	30.443	218	25.387	192	227
2	1:32.107	35.445	180	31.103	218	25.559	189	229	22	1:30.134	34.184	185	30.498	219	25.452	191	229
3	1:30.223	34.275	187	30.611	218	25.337	191	230	23	1:29.848	34.027	185	30.424	220	25.397	190	230
4	1:29.938	34.098	186	30.500	217	25.340	191	228	24	1:30.009	34.194	186	30.512	222	25.303	192	228
5	1:29.799	34.116	186	30.464	219	25.219	192	228	25	1:30.196	34.118	187	30.667	219	25.411	193	228
6	1:29.724	34.193	186	30.384	222	25.147	193	229	26	1:30.633	34.343	185	30.715	220	25.575	191	230
7	1:29.995	34.195	186	30.557	222	25.243	191	230	27	1:30.712	34.301	186	30.838	220	25.573	192	228
8	1:29.886	34.255	187	30.412	222	25.219	190	231	28	1:30.301	34.221	189	30.667	220	25.413	192	231
9	1:29.906	34.159	186	30.503	219	25.244	191	229	29	1:30.659	34.318	184	30.801	218	25.540	192	229
10	1:29.783	34.191	185	30.279	220	25.313	192	232	30	1:30.701	34.277	184	30.655	220	25.769	188	231
11	1:30.063	34.234	185	30.470	221	25.359	190	231	31	1:30.645	34.411	185	30.627	221	25.607	190	231
12	1:30.330	34.279	187	30.579	219	25.472	189	229	32	1:30.729	34.335	185	30.702	219	25.692	192	230
13	1:30.038	34.366	185	30.428	219	25.244	192	230	33	1:30.870	34.371	186	30.701	220	25.798	191	230
14	1:32.285	34.747	182	31.733	216	25.805	190	229	34	1:31.001	34.540	185	30.717	219	25.744	193	230
15	1:57.752	34.872	184	46.675	82	36.205	78	230	35	1:30.509	34.413	186	30.563	221	25.533	194	231
16	2:16.685	43.981	149	46.584	181	46.120		186	36	1:30.620	34.176	186	30.824	221	25.620	191	231
17	2:38.133	1:40.848	180	31.303	220	25.982	190		37	1:30.802	34.379	185	30.824	219	25.599	194	232
18	1:31.395	34.880	184	31.032	220	25.483	192	229	38	1:30.669	34.333	185	30.756	220	25.580	195	232
19	1:30.579	34.327	185	30.754	219	25.498	192	226	39	1:30.848	34.390	185	30.862	218	25.596	194	232
20	1:31.377	34.251	186	30.816	219	26.310	192	229									

25 Tomas Enge, CZE/ Oliver Gavin, GBR

theoretical besttime: 1:29.926

1	1:40.646	42.169	193	32.165	224	26.312	200	207	9	1:31.094	34.111	196	30.997	231	25.986	199	243
2	1:32.377	35.058	190	31.700	234	25.619	201	229	10	1:31.456	34.591	195	31.135	232	25.730	200	243
3	1:30.705	34.465	194	30.810	232	25.430	202	238	11	1:30.977	34.242	195	30.913	232	25.822	199	243
4	1:30.285	34.052	194	30.781	232	25.452	200	244	12	1:31.918	34.351	195	31.646	231	25.921	199	241
5	1:29.926	33.975	196	30.555	231	25.396	202	244	13	1:53.025	34.648	194	32.931	229	45.446		241
6	1:30.729	34.242	196	30.826	231	25.661	200	245	14	3:00.179	1:49.078	189	36.757	126	34.344	77	
7	1:30.200	34.008	194	30.604	233	25.588	201	243	15	2:17.589	44.161	167	46.216	149	47.212		177
8	1:30.441	34.096	196	30.784	233	25.561	200	244									



ADAC GT Masters

Lap analysis Race 2

Provisional



Oschersleben, Length: 3696 m

Air temperature: °C

Track temperature: °C

Weather condition: Dry

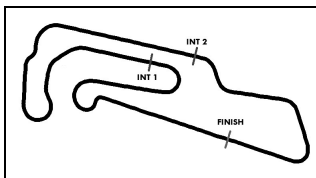
DMSB Reg. Nr.: 101/2015
Deutscher Motor Sport Bund e.V.

Sunday 26.4.2015 13:15

Lap	Time	SE1	SP1	SE2	SP2	SE3	SP3	TSP	Lap	Time	SE1	SP1	SE2	SP2	SE3	SP3	TSP
36 Christian Engelhart, DEU/ Klaus Bachler, AUT									theoretical besttime: 1:29.461								
1	1:38.438	39.714	188	31.683	223	27.041	193	228	21	1:30.083	34.264	185	30.464	225	25.355	195	235
2	1:31.351	35.098	188	30.782	224	25.471	193	234	22	1:30.179	34.138	187	30.585	224	25.456	193	236
3	1:29.912	33.990	188	30.432	223	25.490	195	234	23	1:30.243	34.401	189	30.438	225	25.404	193	234
4	1:29.866	33.940	188	30.616	222	25.310	195	235	24	1:30.026	34.357	187	30.425	225	25.244	194	235
5	1:30.379	33.994	188	31.007	224	25.378	194	235	25	1:30.119	34.266	188	30.431	225	25.422	194	236
6	1:29.943	34.057	188	30.486	224	25.400	195	237	26	1:29.898	34.280	188	30.419	225	25.199	194	235
7	1:29.760	34.017	188	30.386	225	25.357	194	235	27	1:30.285	34.312	188	30.703	224	25.270	194	235
8	1:29.924	34.113	188	30.453	224	25.358	195	235	28	1:30.452	34.493	188	30.490	224	25.469	193	235
9	1:29.748	34.007	189	30.443	223	25.298	195	236	29	1:30.677	34.474	186	30.659	223	25.544	195	234
10	1:29.804	34.012	187	30.381	223	25.411	194	236	30	1:30.715	34.513	188	30.625	223	25.577	194	235
11	1:29.739	34.177	188	30.322	224	25.240	194	235	31	1:30.792	34.613	188	30.773	223	25.406	195	234
12	1:29.823	34.026	189	30.444	223	25.353	194	235	32	1:30.702	34.492	188	30.678	224	25.532	194	235
13	1:30.408	34.249	188	30.605	223	25.554	194	235	33	1:31.031	34.524	188	30.670	223	25.837	195	235
14	1:31.346	34.314	186	31.311	223	25.721	193	234	34	1:30.986	34.516	188	30.822	223	25.648	195	235
15	1:58.401	35.091	187	46.875	93	36.435	95	234	35	1:30.564	34.489	189	30.607	224	25.468	195	236
16	2:00.113	44.635	131	46.481	188	28.997	193	163	36	1:31.056	34.608	189	30.699	224	25.749	195	235
17	1:47.261	34.314	188	30.436	224	42.511		234	37	1:31.062	34.598	189	30.689	224	25.775	195	236
18	2:32.093	1:35.591	186	30.903	223	25.599	193		38	1:30.967	34.683	189	30.649	224	25.635	195	236
19	1:30.401	34.396	187	30.519	224	25.486	193	233	39	1:31.416	34.685	187	30.813	224	25.918	194	236
20	1:30.537	34.442	186	30.701	224	25.394	194	234									

42 Hari Proczyk, AUT/ Andreas Simonsen, SWE									theoretical besttime: 1:28.643								
1	1:35.216	38.597	187	31.021	225	25.598	191	227	21	1:46.697	34.027	190	30.488	226	42.182		234
2	1:29.300	34.016	189	30.126	224	25.158	193	233	22	2:31.464	1:35.182	191	30.949	224	25.333	195	
3	1:29.233	33.851	190	30.199	224	25.183	195	234	23	1:30.532	34.268	190	30.734	226	25.530	195	232
4	1:29.200	33.740	187	30.291	224	25.169	194	235	24	1:30.196	34.217	191	30.566	227	25.413	195	236
5	1:29.034	33.627	190	30.220	225	25.187	196	236	25	1:29.770	34.028	192	30.486	227	25.256	196	237
6	1:28.886	33.573	191	30.159	225	25.154	195	236	26	1:29.985	33.981	191	30.496	226	25.508	195	235
7	1:28.707	33.637	191	30.070	226	25.000	195	236	27	1:30.051	34.083	189	30.520	227	25.448	196	234
8	1:29.125	33.758	190	30.179	226	25.188	197	234	28	1:30.057	34.092	191	30.423	227	25.542	195	237
9	1:29.114	33.729	190	30.188	226	25.197	194	236	29	1:30.149	34.195	191	30.454	226	25.500	196	236
10	1:29.162	33.841	191	30.134	226	25.187	195	236	30	1:30.270	34.140	191	30.592	224	25.538	194	236
11	1:29.151	33.758	190	30.235	226	25.158	195	238	31	1:30.284	34.280	190	30.579	224	25.425	196	235
12	1:29.533	33.865	190	30.180	226	25.488	194	235	32	1:30.558	34.294	191	30.643	226	25.621	195	235
13	1:29.459	33.991	191	30.265	225	25.203	195	235	33	1:30.749	34.532	190	30.601	226	25.616	194	235
14	1:31.911	34.086	190	31.810	216	26.015	195	233	34	1:30.877	34.564	191	30.629	226	25.684	196	235
15	2:03.748	36.990	107	50.475	156	36.283	165	218	35	1:30.924	34.405	191	30.833	226	25.686	195	236
16	2:04.220	46.716	144	46.476	196	31.028	195	159	36	1:31.467	34.619	191	30.942	227	25.906	196	236
17	1:30.481	34.295	189	30.743	225	25.443	194	233	37	1:31.256	34.691	190	30.910	225	25.655	194	235
18	1:32.364	34.690	187	31.552	228	26.122	194	237	38	1:30.993	34.568	190	30.785	225	25.640	196	234
19	1:31.404	34.703	190	30.921	225	25.780	194	236	39	1:31.838	34.701	192	30.937	225	26.200	191	236
20	1:30.374	34.585	189	30.419	226	25.370	195	234									

66 Andreas Wirth, DEU/ Daniel Keilwitz, DEU									theoretical besttime: 1:28.365								
1	1:32.756	37.397	191	30.266	230	25.093	201	233	19	2:32.670	1:36.120	190	30.912	229	25.638	200	
2	1:28.568	33.563	193	29.948	231	25.057	200	237	20	1:31.284	34.415	192	31.090	229	25.779	201	238
3	1:28.641	33.670	194	29.846	229	25.125	199	237	21	1:30.444	34.267	193	30.669	230	25.508	202	239
4	1:28.608	33.674	194	29.793	229	25.141	200	237	22	1:30.089	34.121	193	30.570	229	25.398	201	239
5	1:28.730	33.612	194	29.996	229	25.122	201	237	23	1:30.195	34.224	192	30.564	230	25.407	200	239
6	1:28.734	33.574	194	29.994	229	25.166	201	239	24	1:29.817	34.077	192	30.474	230	25.266	202	239
7	1:28.655	33.594	192	29.955	229	25.106	200	238	25	1:29.873	34.037	193	30.381	230	25.455	201	240
8	1:28.366	33.540	194	29.768	230	25.058	200	238	26	1:29.764	34.081	193	30.387	230	25.296	202	239
9	1:28.934	33.552	192	30.082	232	25.300	200	238	27	1:29.601	33.988	191	30.343	229	25.270	202	240
10	1:29.202	33.820	194	30.205	230	25.177	201	239	28	1:29.521	34.004	194	30.359	229	25.158	201	240
11	1:29.122	33.729	190	30.167	231	25.226	200	239	29	1:29.690	34.005	191	30.407	229	25.278	202	239
12	1:29.018	33.703	192	30.093	229	25.222	200	238	30	1:29.896	33.956	191	30.540	229	25.400	202	240
13	1:29.255	33.814	191	30.044	229	25.397	200	238	31	1:29.999	34.094	191	30.492	229	25.413	202	240
14	1:31.861	34.122	191	31.131	216	26.608	197	238	32	1:30.866	34.268	193	30.782	232	25.816	200	239
15	2:07.444	40.010	102	50.710	140	36.724	159	214	33	1:30.032	34.135	193	30.493	229	25.404	201	239
16	2:05.939	46.909	117	46.342	156	32.688	200	152	34	1:30.084	34.097	192	30.488	229	25.499	202	240



ADAC GT Masters

Lap analysis Race 2

Provisional



Oschersleben, Length: 3696 m

Air temperature: °C

Track temperature: °C

Weather condition: Dry

DMSB Reg. Nr.: 101/2015
Deutscher Motor Sport Bund e.V.

Sunday 26.4.2015 13:15

Lap	Time	SE1	SP1	SE2	SP2	SE3	SP3	TSP	Lap	Time	SE1	SP1	SE2	SP2	SE3	SP3	TSP
17	1:29.839	34.308	191	30.200	230	25.331	201	237	35	1:30.108	34.282	193	30.554	228	25.272	202	240
18	1:46.658	33.964	192	30.350	232	42.344		239									

69 Patrick Assenheimer, DEU/ Diego Alessi, ITA

theoretical besttime: 1:28.823

1	1:38.364	40.434	188	31.712	228	26.218	196	212	21	1:30.229	34.208	190	30.460	229	25.561	200	240
2	1:30.278	34.654	191	30.491	230	25.133	199	236	22	1:47.147	34.259	190	30.564	229	42.324		240
3	1:29.948	33.944	190	30.493	230	25.511	198	239	23	1:49.774	54.169	192	30.284	230	25.321	199	
4	1:30.165	34.399	190	30.369	230	25.397	198	239	24	1:30.203	34.306	188	30.356	228	25.541	199	239
5	1:29.498	33.879	191	30.586	229	25.033	197	241	25	1:29.900	34.280	188	30.368	229	25.252	200	240
6	1:29.184	33.891	190	30.110	229	25.183	197	239	26	1:30.044	34.198	190	30.387	227	25.459	198	239
7	1:28.936	33.771	191	30.023	230	25.142	198	239	27	1:29.364	34.049	191	30.174	229	25.141	199	239
8	1:29.172	33.767	192	30.062	230	25.343	198	240	28	1:29.890	34.272	191	30.369	228	25.249	199	239
9	1:29.148	33.912	192	30.029	230	25.207	198	240	29	1:29.934	34.411	191	30.279	229	25.244	199	239
10	1:29.498	33.823	191	30.510	230	25.165	197	241	30	1:29.924	34.194	192	30.252	229	25.478	197	240
11	1:29.460	33.788	190	30.433	230	25.239	198	240	31	1:30.943	34.675	191	30.439	228	25.829	196	239
12	1:29.609	33.790	192	30.234	227	25.585	198	240	32	1:30.221	34.413	191	30.355	228	25.453	198	238
13	1:29.579	33.907	191	30.366	229	25.306	198	240	33	1:30.851	34.836	192	30.420	229	25.595	199	240
14	1:32.754	34.016	189	32.503	204	26.235	196	240	34	1:30.495	34.514	190	30.567	228	25.414	199	240
15	2:01.243	35.315	188	49.850	107	36.078	114	214	35	1:30.816	34.254	192	30.835	227	25.727	199	240
16	2:00.681	45.172	116	46.275	179	29.234	198	181	36	1:30.818	34.711	192	30.598	228	25.509	199	240
17	1:30.411	34.647	191	30.520	229	25.244	197	239	37	1:30.945	34.695	190	30.555	228	25.695	198	241
18	1:31.457	34.209	192	31.276	229	25.972	197	240	38	1:30.447	34.367	191	30.439	228	25.641	199	240
19	1:47.440	35.309	192	30.604	230	41.527		241	39	1:30.589	34.566	191	30.520	228	25.503	199	240
20	2:31.440	1:35.133	190	30.801	228	25.506	200										

80 Dominik Baumann, AUT/ Jens Klingmann, DEU

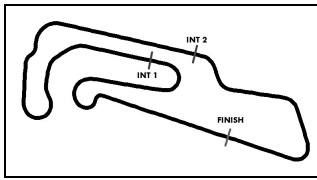
theoretical besttime: 1:28.739

1	1:35.567	38.894	184	30.996	222	25.677	194	227	21	2:36.023	1:40.314	186	30.340	223	25.369	193	
2	1:29.413	34.028	187	30.265	223	25.120	193	231	22	1:30.804	34.270	186	30.599	223	25.935	192	232
3	1:30.530	35.445	186	29.977	221	25.108	192	230	23	1:29.898	34.386	186	30.185	222	25.327	194	232
4	1:29.285	33.874	187	30.235	221	25.176	193	232	24	1:29.677	34.294	185	30.114	222	25.269	193	232
5	1:28.936	33.885	188	30.107	222	24.944	193	232	25	1:29.676	34.192	187	30.115	224	25.369	193	232
6	1:28.966	34.010	189	29.955	222	25.001	194	232	26	1:29.386	34.065	186	30.051	223	25.270	194	230
7	1:28.892	33.975	188	29.929	222	24.988	192	232	27	1:29.461	34.183	186	30.051	222	25.227	193	232
8	1:28.988	34.001	186	29.989	223	24.998	195	232	28	1:29.537	34.148	188	30.084	224	25.305	195	232
9	1:29.076	33.945	188	29.980	222	25.151	194	231	29	1:29.896	34.139	185	30.225	224	25.532	194	232
10	1:29.024	34.082	187	29.921	225	25.021	194	232	30	1:30.643	34.401	185	30.476	223	25.766	192	233
11	1:29.076	34.006	187	30.015	225	25.055	194	233	31	1:30.991	35.105	184	30.433	223	25.453	194	234
12	1:29.200	34.036	187	30.027	222	25.137	194	232	32	1:30.161	34.368	186	30.353	222	25.440	194	233
13	1:29.395	34.171	187	30.059	221	25.165	191	232	33	1:30.476	34.349	187	30.530	222	25.597	195	234
14	1:31.992	34.148	186	31.439	186	26.405	190	231	34	1:31.281	34.774	186	30.728	223	25.779	193	233
15	2:03.642	36.487	122	50.776	136	36.379	147	230	35	1:30.690	34.552	187	30.541	224	25.597	193	232
16	2:03.512	47.024	133	46.556	185	29.932	193	144	36	1:31.086	34.786	185	30.569	223	25.731	193	235
17	1:30.477	34.465	187	30.423	222	25.589	193	231	37	1:30.792	34.703	187	30.569	223	25.520	193	234
18	1:32.176	34.520	186	31.411	222	26.245	193	232	38	1:31.151	34.654	186	30.734	222	25.763	193	233
19	1:31.439	34.669	186	30.989	222	25.781	194	233	39	1:31.250	34.655	187	30.706	224	25.889	191	234
20	1:49.205	35.485	185	30.878	223	42.842		232									

100 Daniel Dobitsch, AUT/ Edward Sandström, SWE

theoretical besttime: 1:29.470

1	1:39.344	41.119	185	32.000	220	26.225	191	226	21	1:30.537	34.558	186	30.710	220	25.269	191	230
2	1:31.578	35.691	183	30.537	222	25.350	192	228	22	1:30.366	34.371	186	30.734	221	25.261	192	230
3	1:29.821	34.225	186	30.273	222	25.323	191	231	23	1:30.622	34.506	187	30.580	222	25.536	190	230
4	1:29.846	34.171	186	30.425	220	25.250	193	231	24	1:30.480	34.671	180	30.635	222	25.174	191	230
5	1:30.123	34.054	187	30.469	223	25.600	193	232	25	1:30.004	34.303	186	30.392	222	25.309	191	230
6	1:29.870	34.339	187	30.330	223	25.201	193	233	26	1:30.368	34.280	186	30.676	220	25.412	192	229
7	1:29.891	34.286	186	30.304	223	25.301	192	232	27	1:30.356	34.225	186	30.625	221	25.506	190	230
8	1:29.928	34.193	186	30.405	223	25.330	193	232	28	1:30.164	34.220	186	30.717	220	25.227	193	228
9	1:29.997	34.187	186	30.493	221	25.317	192	233	29	1:29.781	34.246	185	30.358	220	25.177	193	230
10	1:29.625	34.209	186	30.257	223	25.159	192	232	30	1:30.574	34.335	185	30.732	217	25.507	191	230
11	1:30.144	34.305	184	30.501	222	25.338	191	232	31	1:30.819	34.401	187	30.428	220	25.990	192	229
12	1:29.743	34.146	187	30.278	221	25.319	192	230	32	1:30.711	34.263	185	30.821	220	25.627	192	229
13	1:30.169	34.382	185	30.300	221	25.487	192	231	33	1:30.014	34.331	186	30.386	222	25.297	193	230



ADAC GT Masters

Lap analysis Race 2

Provisional



Oschersleben, Length: 3696 m

Air temperature: °C

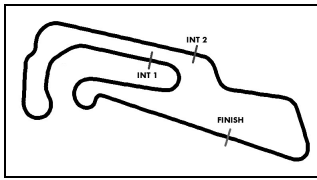
Track temperature: °C

Weather condition: Dry

DMSB Reg. Nr.: 101/2015
Deutscher Motor-Sport Bund e.V.

Sunday 26.4.2015 13:15

Lap	Time	SE1	SP1	SE2	SP2	SE3	SP3	TSP	Lap	Time	SE1	SP1	SE2	SP2	SE3	SP3	TSP
14	1:31.449	34.718	184	31.183	221	25.548	193	230	34	1:30.224	34.394	187	30.422	221	25.408	194	231
15	1:58.911	35.153	184	47.706	88	36.052	84	226	35	1:30.208	34.270	186	30.565	220	25.373	193	231
16	2:17.166	44.193	128	46.595	186	46.378		161	36	1:30.293	34.331	186	30.497	221	25.465	194	231
17	2:34.621	1:37.887	184	30.968	219	25.766	189		37	1:30.447	34.410	186	30.665	222	25.372	192	232
18	1:30.871	34.702	184	30.740	220	25.429	191	227	38	1:30.928	34.583	185	30.764	221	25.581	191	230
19	1:31.940	34.422	186	31.024	221	26.494	189	227	39	1:31.097	34.586	186	30.706	222	25.805	193	230
20	1:30.872	34.612	187	30.772	219	25.488	191	229									



ADAC GT Masters

Vmax list Race 2

Provisional



Oschersleben, Length: 3696 m

Air temperature: °C

Track temperature: °C

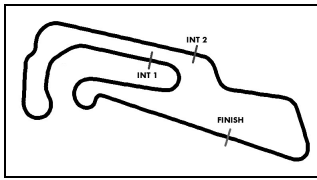
Weather condition: Dry



Reg. Nr.: 101/2015

Sunday 26.4.2015 13:15

Nr	Team, Car, Driver, Nat	Top speed
25	Reiter Engineering, Camaro GT3 Enge Tomas , CZE Gavin Oliver , GBR	245,44 km/h
69	Callaway Competition, Corvette Z06.R GT3 Assenheimer Patrick , DEU Alessi Diego , ITA	241,19 km/h
22	MRS GT Racing, Nissan GT-R Nismo GT3 Jöst Dominic , DEU Scholze Florian , DEU	241,08 km/h
23	MRS GT Racing, Nissan GT-R Nismo GT3 Gassner Marc , DEU Strauss Florian , DEU	241,02 km/h
13	RWT-Racing Team, Corvette Z06.R GT3 Lips Remo , CHE Barth Sven , DEU	240,54 km/h
66	Callaway Competition, Corvette Z06.R GT3 Wirth Andreas , DEU Keilwitz Daniel , DEU	240,27 km/h
21	Team Zakspeed, Mercedes-Benz SLS AMG GT3 Asch Sebastian , DEU Ludwig Luca , DEU	238,51 km/h
42	HP Racing, Mercedes-Benz SLS AMG GT3 Proczyk Hari , AUT Simonsen Andreas , SWE	237,77 km/h
36	Schütz Motorsport, Porsche 911 GT3 R Engelhart Christian , DEU Bachler Klaus , AUT	236,77 km/h
16	YACO Racing, Audi R8 LMS ultra Frey Rahel , CHE Geipel Philip , DEU	236,14 km/h
7	Bentley Team HTP, Bentley Continental GT3 Stolz Luca , DEU Bleekemolen Jeroen , NLD	235,83 km/h
80	BMW Sports Trophy Team Schubert, BMW Z4 GT3 Baumann Dominik , AUT Klingmann Jens , DEU	234,85 km/h
19	BMW Sports Trophy Team Schubert, BMW Z4 GT3 Hürtgen Claudia , DEU Krohn Jesse , FIN	234,80 km/h
1	C. Abt Racing, Audi R8 LMS ultra Wackerbauer Stefan , DEU van der Linde Kelvin , ZAF	233,47 km/h



ADAC GT Masters

Vmax list Race 2

Provisional



Oschersleben, Length: 3696 m

Air temperature: °C

Track temperature: °C

Weather condition: Dry

DMSB Reg. Nr.: 101/2015
Deutscher Motor Sport Bund e.V.

Sunday 26.4.2015 13:15

Nr	Team, Car, Driver, Nat	Top speed
100	kfzteile24 MS Racing, Audi R8 LMS ultra Dobitsch Daniel , AUT Sandström Edward , SWE	232,86 km/h
12	Senkyr Motorsport, BMW Z4 GT3 Knoll Jacob , CZE Marionek Lennart , DEU	232,66 km/h
24	kfzteile24 MS Racing, Audi R8 LMS ultra Stoll Florian , DEU Basseng Marc , DEU	231,81 km/h
3	C. Abt Racing, Audi R8 LMS ultra Weishaupt Andreas , DEU Jöns Christer , DEU	231,16 km/h
2	C. Abt Racing, Audi R8 LMS ultra Pepper Jordan Lee , ZAF Thiim Nicki , DNK	230,46 km/h