



# ADAC GT Masters

## Results Free Practice 1



Provisional

Reg. Nr.: 101/2015

Friday 24.4.2015 09:40

Oschersleben, Length: 3696 m

Air temperature: 17.8°C

Track temperature: 18.3°C

Weather condition: Dry

started : 20      classified : 20      not classified : 0

	Drivers	Team	Car	Lap	Best Time	Gap	Diff	Kph	Day Time
1	22 D.Jöst(*G*)/F.Scholze(*G*)	MRS GT Racing	Nissan GT-R Nismo GT3	6	<b>1:27.427</b>			152,2	9:52:04
2	42 H.Proczyk/A.Simonsen	HP Racing	Mercedes-Benz SLS AMG GT3	6	<b>1:27.494</b>	0.067	0.067	152,1	9:55:39
3	23 M.Gassner(*G*)/F.Strauss	MRS GT Racing	Nissan GT-R Nismo GT3	7	<b>1:27.677</b>	0.250	0.183	151,8	9:53:42
4	80 J.Klingmann/D.Baumann	BMW Sports Trophy Team Schubert	BMW Z4 GT3	5	<b>1:27.797</b>	0.370	0.120	151,5	9:54:26
5	2 J.Pepper/N.Thiim	C. Abt Racing	Audi R8 LMS ultra	7	<b>1:27.814</b>	0.387	0.017	151,5	9:54:09
6	3 A.Weishaupt(*G*)/C.Jöns	C. Abt Racing	Audi R8 LMS ultra	9	<b>1:27.829</b>	0.402	0.015	151,5	10:01:44
7	21 S.Asch/L.Ludwig	Team Zakspeed	Mercedes-Benz SLS AMG GT3	14	<b>1:28.001</b>	0.574	0.172	151,2	10:15:08
8	69 P.Assenheimer/D.Alessi	Callaway Competition	Corvette Z06.R GT3	7	<b>1:28.028</b>	0.601	0.027	151,2	10:06:37
9	100 D.Dobitsch/E.Sandström	kfzteile24 MS Racing	Audi R8 LMS ultra	8	<b>1:28.259</b>	0.832	0.231	150,8	9:55:44
10	7 L.Stolz/J.Bleekemolen	Bentley Team HTP	Bentley Continental GT3	9	<b>1:28.378</b>	0.951	0.119	150,6	10:02:18
11	8 F.Hamprecht/C.Schmid	Bentley Team HTP	Bentley Continental GT3	12	<b>1:28.392</b>	0.965	0.014	150,5	10:06:55
12	13 R.Lips(*G*)/S.Barth	RWT-Racing Team	Corvette Z06.R GT3	7	<b>1:28.404</b>	0.977	0.012	150,5	10:12:57
13	16 R.Frey/P.Geipel	YACO Racing	Audi R8 LMS ultra	13	<b>1:28.447</b>	1.020	0.043	150,4	10:14:19
14	66 A.Wirth/D.Keilwitz	Callaway Competition	Corvette Z06.R GT3	13	<b>1:28.447</b>	1.020		150,4	10:29:36
15	36 C.Engelhart/K.Bachler	Schütz Motorsport	Porsche 911 GT3 R	11	<b>1:28.481</b>	1.054	0.034	150,4	10:12:30
16	24 F.Stoll/M.Basseng	kfzteile24 MS Racing	Audi R8 LMS ultra	8	<b>1:28.542</b>	1.115	0.061	150,3	10:04:56
17	19 C.Hürtgen/J.Krohn	BMW Sports Trophy Team Schubert	BMW Z4 GT3	6	<b>1:29.214</b>	1.787	0.672	149,1	9:52:27
18	25 T.Enge/O.Gavin	Reiter Engineering	Camaro GT3	11	<b>1:29.528</b>	2.101	0.314	148,6	10:02:56
19	1 S.Wackerbauer/K.van der Linde	C. Abt Racing	Audi R8 LMS ultra	4	<b>1:30.037</b>	2.610	0.509	147,8	9:49:35
	12 J.Knoll(*G*)/L.Marionec	Senkyl Motorsport	BMW Z4 GT3	0					

(\*G\*) marks the gentlemen driver

**Subject to final scrutineering!**

Publications Time:

Clerk of the course:

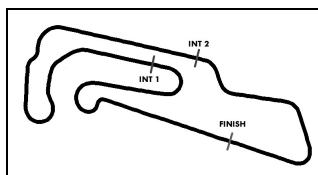
Time Keeping:











# ADAC GT Masters

## Lap analysis Free Practice 1



Provisional

Reg. Nr.: 101/2015

Friday 24.4.2015 09:40

Oschersleben, Length: 3696 m

Air temperature: 17.7°C

Track temperature: 18.5°C

Weather condition: Dry

Lap	Time	SE1	SP1	SE2	SP2	SE3	SP3	TSP	Lap	Time	SE1	SP1	SE2	SP2	SE3	SP3	TSP
9	5:12.254	4:16.391	191	30.625	228	25.238	201		18	1:47.568	33.985	193	29.916	232	43.667		240

### 69 Patrick Assenheimer, DEU/ Diego Alessi, ITA theoretical besttime: 1:28.028

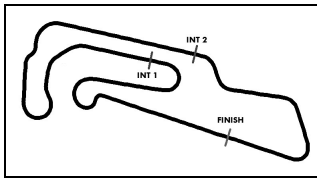
1	11:34.861	10:02.529	148	38.326	206	54.006			13	1:29.502	34.045	193	30.091	228	25.366	199	241
2	7:34.700	6:30.961	152	35.818	217	27.921	197		14	1:29.529	33.842	194	30.395	<b>229</b>	25.292	<b>201</b>	241
3	1:32.195	35.194	192	31.031	227	25.970	200	235	15	1:29.418	33.720	194	30.526	229	25.172	200	242
4	1:29.926	33.813	192	30.753	227	25.360	201	240	16	1:48.266	34.155	<b>195</b>	31.972	227	42.139		242
5	1:28.605	33.603	192	30.024	227	24.978	198	240	17	4:53.710	3:56.924	192	30.989	190	25.797	200	
6	1:28.456	33.486	192	30.022	227	24.948	200	240	18	1:29.124	33.850	193	30.139	228	25.135	200	240
7	<b>1:28.028</b>	<b>33.321</b>	192	<b>29.915</b>	228	<b>24.792</b>	198	240	19	1:29.667	33.910	193	30.469	227	25.288	200	241
8	1:46.943	33.584	191	30.098	228	43.261		241	20	1:30.081	33.945	193	30.212	228	25.924	200	241
9	3:52.569	2:34.434	181	33.168	186	44.967			21	1:46.541	34.155	193	30.257	228	42.129		241
10	2:29.753	1:33.948	190	30.559	228	25.246	201		22	3:01.951	2:05.418	191	30.455	228	26.078	200	
11	1:29.490	33.882	193	30.186	229	25.422	200		23	1:29.137	33.758	194	30.254	229	25.125	200	242
12	1:29.715	33.845	192	30.576	228	25.294	200	241	24	2:01.651	44.100	41	35.060	227	42.491		<b>243</b>

### 80 Jens Klingmann, DEU/ Dominik Baumann, AUT theoretical besttime: 1:27.575

1	8:18.821	7:01.726	131	44.220	141	32.875	161		14	1:45.844	33.911	187	29.915	220	42.018		232
2	1:40.418	38.806	178	34.497	209	27.115	191	184	15	4:04.905	3:03.271	185	34.623	94	27.011	193	
3	1:30.752	35.186	185	30.360	219	25.206	194	228	16	1:29.458	33.896	184	30.314	221	25.248	190	230
4	1:28.227	33.685	187	29.674	220	24.868	<b>195</b>	232	17	1:29.168	33.830	186	30.094	220	25.244	193	230
5	<b>1:27.797</b>	<b>33.321</b>	188	<b>29.522</b>	218	24.954	194	233	18	1:28.993	33.814	186	30.015	220	25.164	193	232
6	1:44.862	33.404	188	29.748	218	41.710		232	19	1:46.773	33.769	185	30.205	218	42.799		231
7	6:51.891	5:54.112	184	31.954	170	25.825	194		20	3:56.509	2:58.291	186	30.452	152	27.766	193	
8	1:27.972	33.517	188	29.723	219	<b>24.732</b>	<b>195</b>	233	21	1:29.048	33.881	185	30.068	220	25.099	192	230
9	1:27.972	33.404	187	29.668	220	24.900	194	<b>234</b>	22	1:31.591	36.469	185	30.020	219	25.102	194	230
10	1:45.895	33.559	<b>189</b>	29.721	<b>221</b>	42.615		233	23	1:46.765	34.028	186	29.986	220	42.751		230
11	4:07.857	3:13.018	185	30.048	220	24.791	194		24	2:53.985	1:39.558	131	32.119	219	42.308		
12	1:28.203	33.672	186	29.722	218	24.809	193	230	25	2:48.000	1:35.445	185	30.078	218	42.477		
13	1:28.930	33.873	186	30.039	218	25.018	193	229									

### 100 Daniel Dobitsch, AUT/ Edward Sandström, SWE theoretical besttime: 1:28.259

1	2:45.179	1:31.328	156	41.431	159	32.420	181		16	1:29.178	33.855	188	30.160	221	25.163	193	231
2	2:16.458	45.581	111	39.000	186	51.877		193	17	1:50.311	34.590	187	32.045	160	43.676		231
3	3:12.855	2:09.980	176	33.548	181	29.327	193		18	6:10.992	5:13.537	184	31.781	219	25.674	193	
4	1:33.373	35.439	186	31.119	219	26.815	194	229	19	1:29.895	34.575	187	30.096	221	25.224	192	230
5	1:30.052	34.689	188	30.021	222	25.342	195	233	20	1:29.151	33.864	<b>190</b>	30.001	222	25.286	192	232
6	1:29.420	33.889	189	30.293	<b>223</b>	25.238	195	234	21	1:30.984	34.586	188	30.810	216	25.588	195	232
7	1:28.794	33.838	189	29.846	221	25.110	195	235	22	1:48.274	34.585	188	31.133	221	42.556		234
8	<b>1:28.259</b>	<b>33.519</b>	189	<b>29.761</b>	222	<b>24.979</b>	196	235	23	5:22.449	4:26.090	186	30.751	221	25.608	195	
9	1:46.798	33.532	189	29.836	222	43.430		235	24	1:29.683	34.117	188	30.052	221	25.514	195	233
10	5:13.248	4:14.134	182	32.866	216	26.248	192		25	1:29.329	34.048	189	30.100	221	25.181	195	233
11	1:31.629	34.857	186	31.029	219	25.743	192	231	26	1:29.085	33.985	188	30.109	220	24.991	195	234
12	1:30.723	34.088	186	31.038	217	25.597	191	231	27	1:29.064	33.867	189	30.091	222	25.106	195	234
13	1:29.116	33.984	189	30.106	220	25.026	191	231	28	1:29.602	34.175	189	30.244	221	25.183	<b>196</b>	235
14	1:33.831	36.756	175	31.723	219	25.352	194	211	29	1:29.407	33.976	189	30.165	222	25.266	195	<b>236</b>
15	1:30.035	33.912	188	30.785	216	25.338	189	232	30	1:49.271	34.852	189	30.717	223	43.702		206



# ADAC GT Masters

## Vmax list Free Practice 1



Provisional

Reg. Nr.: 101/2015

Friday 24.4.2015 09:40

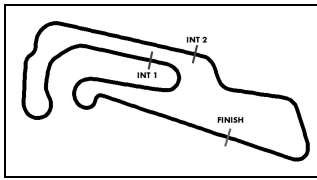
Oschersleben, Length: 3696 m

Air temperature: 17.7°C

Track temperature: 18.5°C

Weather condition: Dry

Nr	Team, Car, Driver, Nat	Top speed
25	<b>Reiter Engineering, Camaro GT3</b> Enge Tomas , CZE Gavin Oliver , GBR	244,82 km/h
22	<b>MRS GT Racing, Nissan GT-R Nismo GT3</b> Jöst Dominic , DEU Scholze Florian , DEU	243,49 km/h
69	<b>Callaway Competition, Corvette Z06.R GT3</b> Assenheimer Patrick , DEU Alessi Diego , ITA	242,61 km/h
23	<b>MRS GT Racing, Nissan GT-R Nismo GT3</b> Gassner Marc , DEU Strauss Florian , DEU	242,50 km/h
21	<b>Team Zakspeed, Mercedes-Benz SLS AMG GT3</b> Asch Sebastian , DEU Ludwig Luca , DEU	241,51 km/h
66	<b>Callaway Competition, Corvette Z06.R GT3</b> Wirth Andreas , DEU Keilwitz Daniel , DEU	241,02 km/h
13	<b>RWT-Racing Team, Corvette Z06.R GT3</b> Lips Remo , CHE Barth Sven , DEU	240,16 km/h
42	<b>HP Racing, Mercedes-Benz SLS AMG GT3</b> Proczyk Hari , AUT Simonsen Andreas , SWE	240,05 km/h
36	<b>Schütz Motorsport, Porsche 911 GT3 R</b> Engelhart Christian , DEU Bachler Klaus , AUT	238,19 km/h
16	<b>YACO Racing, Audi R8 LMS ultra</b> Frey Rahel , CHE Geipel Philip , DEU	237,08 km/h
100	<b>kfzteile24 MS Racing, Audi R8 LMS ultra</b> Dobitsch Daniel , AUT Sandström Edward , SWE	235,88 km/h
24	<b>kfzteile24 MS Racing, Audi R8 LMS ultra</b> Stoll Florian , DEU Basseng Marc , DEU	235,78 km/h
19	<b>BMW Sports Trophy Team Schubert, BMW Z4 GT3</b> Hürtgen Claudia , DEU Krohn Jesse , FIN	235,63 km/h
7	<b>Bentley Team HTP, Bentley Continental GT3</b> Stolz Luca , DEU Bleekemolen Jeroen , NLD	234,70 km/h



# ADAC GT Masters

## Vmax list Free Practice 1



Provisional

Reg. Nr.: 101/2015

Friday 24.4.2015 09:40

Oschersleben, Length: 3696 m

Air temperature: 17.7°C

Track temperature: 18.5°C

Weather condition: Dry

Nr	Team, Car, Driver, Nat	Top speed
8	<b>Bentley Team HTP, Bentley Continental GT3</b> Hamprecht Fabian , DEU Schmid Clemens , AUT	234,65 km/h
3	<b>C. Abt Racing, Audi R8 LMS ultra</b> Weishaupt Andreas , DEU Jöns Christer , DEU	234,18 km/h
80	<b>BMW Sports Trophy Team Schubert, BMW Z4 GT3</b> Klingmann Jens , DEU Baumann Dominik , AUT	233,93 km/h
1	<b>C. Abt Racing, Audi R8 LMS ultra</b> Wackerbauer Stefan , DEU van der Linde Kelvin , ZAF	232,91 km/h
2	<b>C. Abt Racing, Audi R8 LMS ultra</b> Pepper Jorand Lee , ZAF Thiim Nicki , DNK	232,66 km/h
12	<b>Senkyr Motorsport, BMW Z4 GT3</b> Knoll Jacob , CZE Marioneck Lennart , DEU	km/h