

## TEST RENAULT SPORT TROPHY

13 - 15 May 2015

Length: 4005 metros

### Results

### 1st

### Collective Test 15

Pos.	N.	Driver	Team	Car	Nat.	Best Lap	iL	Laps	Gap	Interval	Speed	Cat.	Gr.
1	9	GHIRELLI, Vittorio	ZeZe Racing	Renault R.S.01	ITA	<b>01:28,847</b>	13	28			162,28	E	
2	3	DONTJE, Indy	Art Junior	Renault R.S.01	NLD	01:29,224	11	30	00:00,377	00:00,377	161,59	E	
3	10	SCHOTHORST, Steijn	Eq.Verschuur	Renault R.S.01	NLD	01:29,225	5	26	00:00,378	00:00,001	161,59	E	
4	11	SCHOTHORST, Bas	ZeZe Racing	Renault R.S.01	NLD	01:29,511	9	36	00:00,664	00:00,286	161,08	E	
5	5	PASTORELL, Nicky	V8 Racing	Renault R.S.01	ITA	01:29,782	6	8	00:00,935	00:00,271	160,59	E	
6	108	CAPITANIO, Dario	Oregon Team	Renault R.S.01	ITA	01:29,906	15	30	00:01,059	00:00,124	160,37	P	
7	102	GONDA, Richard	Art Junior	Renault R.S.01	SVK	01:30,003	4	16	00:01,156	00:00,097	160,19	P	
8	4	LEO, Federico	V8 Racing	Renault R.S.01	ITA	01:30,027	7	21	00:01,180	00:00,024	160,15	E	
9	8	FUMANELLI, David	Oregon Team	Renault R.S.01	ITA	01:30,096	18	19	00:01,249	00:00,069	160,03	E	
10	269	AICART, JMP	Monlau Comp.	Renault R.S.01	ESP	01:30,354	8	9	00:01,507	00:00,258	159,57	E	
11	2	PIZZITOLA, Andrea	Art Junior	Renault R.S.01	FRA	01:30,537	17	19	00:01,690	00:00,183	159,25	E	
12	1	RAMOS, Miguel	Eq.Verschuur	Renault R.S.01	POR	01:30,553	31	46	00:01,706	00:00,016	159,22	E	
13	204	FORSMAN, Philip	V8 Racing	Renault R.S.01		01:30,574	5	16	00:01,727	00:00,021	159,18	P	
14	106	NALIO, Niccolò	Oregon Team	Renault R.S.01	ITA	01:30,582	5	32	00:01,735	00:00,008	159,17	P	
15	205	GEERTS, Roy	V8 Racing	Renault R.S.01		01:30,670	15	40	00:01,823	00:00,088	159,02	E	
16	6	BACHETA, Luciano	Oregon Team	Renault R.S.01	GBR	01:31,098	2	16	00:02,251	00:00,428	158,27	E	
17	103	FORNE, Toni	Art Junior	Renault R.S.01	ESP	01:31,195	10	15	00:02,348	00:00,097	158,1	P	
18	105	BRAAMS, Max	V8 Racing	Renault R.S.01	NLD	01:31,562	6	27	00:02,715	00:00,367	157,47	P	
19	109	BOURGOIS, Philippe	ZeZe Racing	Renault R.S.01	FRA	01:31,649	4	26	00:02,802	00:00,087	157,32	P	
20	69	FONT, Jaume	Monlau Comp.	Renault R.S.01	ESP	01:31,777	11	24	00:02,930	00:00,128	157,1	E	
21	110	SCHOTHORST, Jeroen	Eq.Verschuur	Renault R.S.01	NLD	01:32,265	23	40	00:03,418	00:00,488	156,27	P	
22	104	SITJHOFF, Diederik	V8 Racing	Renault R.S.01	NLD	01:32,450	7	34	00:03,603	00:00,185	155,95	P	
23	169	SMET, Jurgen	Monlau Comp.	Renault R.S.01	SUI	01:37,281	2	15	00:08,434	00:04,831	148,21	P	

Circuit de la C. Valenciana

Final Official

Provisional Official

Length: 4005 m. Hour: 08:59

JURY:

C.of the Course:

C.Timekeeper:

Hour:

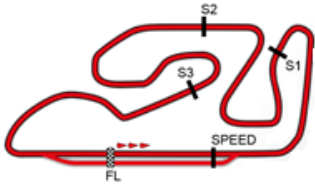
Hour:

Hour: 13:02:30



CROHOCIRCUIT: oscar.gutierrez@circuitvalencia.com

Master Timing, Sport Timing Systems, www.mastertiming.es www.cronoline.es by Eventronic www.eventronic.es 19FJAP63



## TEST RENAULT SPORT TROPHY

13 - 15 May 2015

Length: 4005 metros

### Results

### 1st

### Collective Test 15

Pos.	N.	Driver	Team	Car	Nat.	Best Lap	iL	Laps	Gap	Interval	Speed	Cat.	Gr.
<b>Categoría: E</b>													
1	9	GHIRELLI, Vittorio	Zele Racing	Renault R.S.01	ITA	<b>01:28,847</b>	13	28			162,28	E	
2	3	DONTJE, Indy	Art Junior	Renault R.S.01	NLD	01:29,224	11	30	00:00,377	00:00,377	161,59	E	
3	10	SCHOTHORST, Steijn	Eq.Verschuur	Renault R.S.01	NLD	01:29,225	5	26	00:00,378	00:00,001	161,59	E	
4	11	SCHOTHORST, Bas	Zele Racing	Renault R.S.01	NLD	01:29,511	9	36	00:00,664	00:00,286	161,08	E	
5	5	PASTORELL, Nicky	V8 Racing	Renault R.S.01	ITA	01:29,782	6	8	00:00,935	00:00,271	160,59	E	
6	4	LEO, Federico	V8 Racing	Renault R.S.01	ITA	01:30,027	7	21	00:01,180	00:00,245	160,15	E	
7	8	FUMANELLI, David	Oregon Team	Renault R.S.01	ITA	01:30,096	18	19	00:01,249	00:00,069	160,03	E	
8	269	AICART, JMP	Monlau Comp.	Renault R.S.01	ESP	01:30,354	8	9	00:01,507	00:00,258	159,57	E	
9	2	PIZZITOLA, Andrea	Art Junior	Renault R.S.01	FRA	01:30,537	17	19	00:01,690	00:00,183	159,25	E	
10	1	RAMOS, Miguel	Eq.Verschuur	Renault R.S.01	POR	01:30,553	31	46	00:01,706	00:00,016	159,22	E	
11	205	GEERTS, Roy	V8 Racing	Renault R.S.01		01:30,670	15	40	00:01,823	00:00,117	159,02	E	
12	6	BACHETA, Luciano	Oregon Team	Renault R.S.01	GBR	01:31,098	2	16	00:02,251	00:00,428	158,27	E	
13	69	FONT, Jaume	Monlau Comp.	Renault R.S.01	ESP	01:31,777	11	24	00:02,930	00:00,679	157,1	E	
<b>Categoría: P</b>													
1	108	CAPITANIO, Dario	Oregon Team	Renault R.S.01	ITA	01:29,906	15	30			160,37	P	
2	102	GONDA, Richard	Art Junior	Renault R.S.01	SVK	01:30,003	4	16	00:00,097	00:00,097	160,19	P	
3	204	FORSMAN, Philip	V8 Racing	Renault R.S.01		01:30,574	5	16	00:00,668	00:00,571	159,18	P	
4	106	NALIO, Niccolò	Oregon Team	Renault R.S.01	ITA	01:30,582	5	32	00:00,676	00:00,008	159,17	P	
5	103	FORNE, Toni	Art Junior	Renault R.S.01	ESP	01:31,195	10	15	00:01,289	00:00,613	158,1	P	
6	105	BRAAMS, Max	V8 Racing	Renault R.S.01	NLD	01:31,562	6	27	00:01,656	00:00,367	157,47	P	
7	109	BOURGOIS, Philippe	Zele Racing	Renault R.S.01	FRA	01:31,649	4	26	00:01,743	00:00,087	157,32	P	
8	110	SCHOTHORST, Jeroen	Eq.Verschuur	Renault R.S.01	NLD	01:32,265	23	40	00:02,359	00:00,616	156,27	P	
9	104	SITJHOFF, Diederik	V8 Racing	Renault R.S.01	NLD	01:32,450	7	34	00:02,544	00:00,185	155,95	P	
10	169	SMET, Jurgen	Monlau Comp.	Renault R.S.01	SUI	01:37,281	2	15	00:07,375	00:04,831	148,21	P	

Circuit de la C. Valenciana

Final Official

Provisional Official

Length: 4005 m. Hour: 08:59

JURY:

C.of the Course:

C.Timekeeper:

Hour:

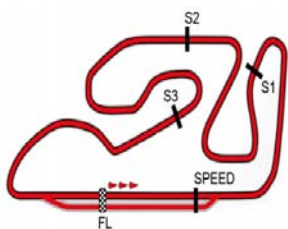
Hour:

Hour: 13:04:31



CRONOCIRCUIT: oscar.gutierrez@circuitvalencia.com

Master Timing, Sport Timing Systems, www.mastertiming.es www.cronoline.es by Eventronic www.eventronic.es 19FJAP63



Circuit de la C. Valenciana

13 - 15 May 2015

Circuit de la C. Valenciana

**TEST RENAULT SPORT TROPHY**

**VUELTA A VUELTA SECTORES 1st Collective Test 15**

1 - RAMOS,Miguel							P.Vmax: 2	T. Ideal: 01:30,060
V. Tiempo	Sector 1	Sector 2	Sector 3	Sector 4	V.Max	Hora		
1	START	05:59,691	00:32,704	00:28,159	00:29,637		09:07:29	
2	01:42,154	00:26,094	00:26,396	00:23,282	00:26,382	162,16	09:09:11	
3	01:33,866	00:22,474	00:24,723	00:21,549	00:25,120	243,24	09:10:45	
4	01:32,533	00:21,874	00:24,291	00:21,360	00:25,008	244,90	09:12:17	
5	01:31,738	00:21,506	00:24,004	00:21,146	00:25,082	244,90	09:13:49	
6	01:32,977	00:21,619	00:24,087	00:22,054	00:25,217	244,90	09:15:22	
7	PIT	00:21,541	00:24,052	00:22,497	00:34,948	246,58	09:17:05	
8	09:50,143	08:36,145	00:25,494	00:22,898	00:25,606		09:26:55	
9	01:31,534	00:21,573	00:24,073	00:21,109	00:24,779	244,07	09:28:27	
10	01:31,310	00:21,391	00:24,013	00:21,107	00:24,799	242,42	09:29:58	
11	01:31,201	00:21,571	00:23,825	00:21,003	00:24,802	243,24	09:31:29	
12	01:31,044	00:21,454	00:23,995	00:20,927	00:24,668	244,07	09:33:00	
13	01:30,859	00:21,270	00:23,830	00:21,202	00:24,557	245,73	09:34:31	
14	01:30,960	00:21,314	00:24,001	00:21,051	00:24,594	244,90	09:36:02	
15	01:30,855	00:21,313	<b>00:23,819</b>	00:21,147	00:24,576	245,73	09:37:33	
16	01:30,759	00:21,353	00:24,175	00:20,770	<b>00:24,461</b>	245,73	09:39:04	
17	01:30,751	00:21,197	00:23,984	00:21,079	00:24,491	244,90	09:40:35	
18	PIT	00:22,755	00:25,081	00:22,562	00:34,044	245,73	09:42:19	
19	09:49,920	08:38,373	00:25,073	00:21,486	00:24,988		09:52:09	
20	01:31,093	00:21,524	00:23,966	00:20,890	00:24,713	245,73	09:53:40	
21	01:31,010	00:21,294	00:24,277	00:20,904	00:24,535	243,24	09:55:11	
22	PIT	00:21,359	00:23,967	00:20,992	00:33,635	244,90	09:56:51	
23	06:14,219	04:56,068	00:27,657	00:23,527	00:26,967		10:03:05	
24	01:34,535	00:22,908	00:24,909	00:21,402	00:25,316	240,80	10:04:40	
25	01:31,443	00:21,452	00:24,047	00:20,960	00:24,984	240,80	10:06:11	
26	01:31,085	00:21,300	00:23,988	00:20,992	00:24,805	244,07	10:07:42	
27	01:31,257	00:21,249	00:23,926	00:21,060	00:25,022	244,90	10:09:14	
28	PIT	00:21,399	00:25,178	00:21,567	00:33,487	245,73	10:10:55	
29	09:04,174	07:53,960	00:24,274	00:21,021	00:24,919		10:19:59	
30	01:30,686	00:21,246	00:23,906	<b>00:20,738</b>	00:24,796	244,07	10:21:30	
31	<b>01:30,553</b>	<b>00:21,042</b>	00:23,998	00:20,825	00:24,688	244,07	10:23:01	
32	01:30,962	00:21,341	00:23,841	00:20,943	00:24,837	244,90	10:24:32	
33	PIT	00:23,920	00:26,512	00:23,273	00:36,973	228,57	10:26:22	
34	20:14,753	19:02,673	00:25,137	00:22,085	00:24,858		10:46:37	
35	01:30,942	00:21,363	00:24,007	00:20,948	00:24,624	242,42	10:48:08	
36	01:31,238	00:21,382	00:24,033	00:20,985	00:24,838	243,24	10:49:39	
37	01:31,106	00:21,509	00:23,993	00:20,945	00:24,659	242,42	10:51:10	
38	01:34,307	00:22,086	00:25,433	00:21,858	00:24,930	242,42	10:52:45	
39	01:31,300	00:21,371	00:23,960	00:21,170	00:24,799	242,42	10:54:16	
40	PIT	00:21,370	00:24,186	00:21,072	00:33,776	242,42	10:55:56	
41	53:39,935	52:27,317	00:25,685	00:21,692	00:25,241		11:49:36	
42	01:31,568	00:21,484	00:24,305	00:21,082	00:24,697	244,90	11:51:08	
43	01:31,068	00:21,347	00:24,028	00:21,010	00:24,683	244,90	11:52:39	
44	01:31,393	00:21,394	00:24,141	00:21,120	00:24,738	244,07	11:54:10	
45	01:31,422	00:21,357	00:24,024	00:21,324	00:24,717	245,73	11:55:42	
46	PIT	00:21,738	00:26,678	00:23,645	00:36,492	<b>248,28</b>	11:57:30	

2 - PIZZITOLA,Andrea							P.Vmax: 9	T. Ideal: 01:30,116
V. Tiempo	Sector 1	Sector 2	Sector 3	Sector 4	V.Max	Hora		
1	START	01:03,02	00:25,634	00:21,296	00:25,699		10:04:14	
2	01:30,863	00:21,651	00:23,806	00:20,911	00:24,495	242,42	10:05:45	
3	01:31,282	00:21,525	00:24,084	00:20,997	00:24,676	241,61	10:07:16	
4	01:49,153	00:24,730	00:29,206	00:26,007	00:29,210	242,42	10:09:05	
5	01:31,079	00:21,591	00:23,883	00:21,049	00:24,556	243,24	10:10:36	
6	PIT	00:21,654	00:24,638	00:21,169	00:30,972	243,24	10:12:15	
7	PIT	26:39,226	00:29,043		00:44,106		10:40:07	
8	06:14,289	04:56,067	00:27,588	00:24,398	00:26,236		10:46:21	

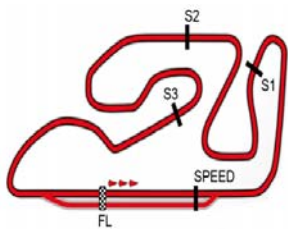
3 - DONTJE,Indy							P.Vmax: 2	T. Ideal: 01:29,224
V. Tiempo	Sector 1	Sector 2	Sector 3	Sector 4	V.Max	Hora		
1	START	09:24,159	00:28,740	00:24,579	00:26,298		09:10:42	
2	01:32,487	00:22,282	00:24,561	00:21,212	00:24,432	244,07	09:12:15	
3	01:30,218	00:21,414	00:23,578	00:20,826	00:24,400	245,73	09:13:45	
4	01:30,875	00:21,419	00:23,869	00:21,186	00:24,401	246,58	09:15:16	
5	01:30,341	00:21,370	00:23,569	00:20,974	00:24,428	247,42	09:16:46	
6	01:31,086	00:21,312	00:23,584	00:21,557	00:24,633	245,73	09:18:17	
7	PIT	00:21,129	00:23,903	00:22,798	00:30,222	246,58	09:19:56	
8	17:50,082	16:30,963	00:28,618	00:24,399	00:26,102		09:37:46	
9	01:35,138	00:24,339	00:24,539	00:21,641	00:24,619	202,25	09:39:21	
10	01:30,180	00:21,174	00:23,623	00:21,101	00:24,282	244,90	09:40:51	
11	<b>01:29,224</b>	<b>00:21,012</b>	<b>00:23,368</b>	<b>00:20,666</b>	<b>00:24,178</b>	245,73	09:42:20	
12	01:34,502	00:22,797	00:24,767	00:22,380	00:24,558	245,73	09:43:55	
13	01:29,687	00:21,045	00:23,516	00:20,783	00:24,343	247,42	09:45:24	
14	PIT	00:21,395	00:24,083	00:20,821	00:29,135	247,42	09:47:00	
15	02:07:31,995	02:06:15	00:27,142	00:23,497	00:25,714		11:54:32	
16	01:32,044	00:22,171	00:23,959	00:21,315	00:24,599	246,58	11:56:04	
17	01:30,561	00:21,377	00:23,873	00:20,903	00:24,408	247,42	11:57:34	
18	01:30,830	00:21,308	00:23,840	00:21,297	00:24,385	<b>248,28</b>	11:59:05	
19	01:30,677	00:21,234	00:23,811	00:21,069	00:24,563	247,42	12:00:36	
20	01:30,876	00:21,659	00:23,886	00:20,964	00:24,367	247,42	12:02:07	
21	PIT	00:21,400	00:23,891	00:21,660	00:29,875	246,58	12:03:44	
22	20:53,195	19:39,276	00:26,136	00:22,710	00:25,073		12:24:37	
23	01:31,158	00:21,514	00:23,937	00:21,111	00:24,596	246,58	12:26:08	
24	01:31,080	00:21,467	00:23,976	00:21,053	00:24,584	246,58	12:27:39	
25	01:31,175	00:21,476	00:24,020	00:21,178	00:24,501	245,73	12:29:10	
26	PIT	00:21,319	00:24,246	00:21,134	00:29,300	247,42	12:30:46	
27	13:47,344	12:29,371	00:27,011	00:24,036	00:26,926		12:44:34	
28	01:30,882	00:21,534	00:23,979	00:20,990	00:24,379	245,73	12:46:04	
29	01:31,639	00:21,361	00:24,189	00:21,256	00:24,833	245,73	12:47:36	
30	PIT	00:21,392	00:23,931	00:21,297	00:29,884	244,90	12:49:13	

4 - LEO,Federico							P.Vmax: 9	T. Ideal: 01:30,000
V. Tiempo	Sector 1	Sector 2	Sector 3	Sector 4	V.Max	Hora		
1	START	19:40,544	00:26,476	00:22,553	00:25,369		09:20:54	
2	01:31,962	00:22,013	00:24,110	00:21,389	00:24,450	244,07	09:22:26	
3	01:30,650	00:21,545	00:23,758	00:20,972	00:24,375	243,24	09:23:56	
4	01:30,277	00:21,311	00:23,777	00:20,886	<b>00:24,303</b>	243,24	09:25:27	
5	01:30,174	00:21,354	<b>00:23,637</b>	00:20,819	00:24,364	244,07	09:26:57	
6	01:36,490	00:25,109	00:24,926	00:21,494	00:24,961	218,18	09:28:33	
7	<b>01:30,027</b>	00:21,279	00:23,651	<b>00:20,792</b>	00:24,305	244,90	09:30:03	
8	PIT	<b>00:21,268</b>	00:24,715	00:22,131	00:29,830	245,73	09:31:41	
9	13:48,480	12:31,852	00:24,122	00:23,765	00:28,741		09:45:30	
10	01:30,515	00:21,376	00:23,695	00:21,008	00:24,436	244,07	09:47:00	
11	01:30,525	00:21,272	00:23,987	00:20,955	00:24,311	243,24	09:48:31	
12	PIT	00:21,628	00:24,191	00:21,502	00:28,336	244,90	09:50:06	
13	02:35:02,877	02:33:48	00:25,647	00:21,823	00:26,789		12:25:09	



CROHOCIRCUIT: oscar.gutierrez@circuitvalencia.com



Circuit de la C. Valenciana

13 - 15 May 2015

Circuit de la C. Valenciana

**TEST RENAULT SPORT TROPHY**

**VUELTA A VUELTA SECTORES 1st Collective Test 15**

14	01:32,239	00:21,850	00:24,096	00:21,409	00:24,884	243,24	12:26:41
15	01:32,538	00:21,820	00:24,355	00:21,475	00:24,888	244,07	12:28:14
16	PIT	00:21,746	00:24,388	00:23,014	00:34,296	244,90	12:29:57
17	08:18,262	07:02,556	00:24,838	00:22,616	00:28,252		12:38:16
18	01:32,215	00:21,915	00:24,176	00:21,392	00:24,732	244,90	12:39:48
19	01:32,398	00:21,787	00:24,359	00:21,419	00:24,833	<b>246,58</b>	12:41:20
20	01:32,126	00:21,708	00:24,197	00:21,560	00:24,661	245,73	12:42:52
21	PIT	00:22,187	00:24,748	00:21,825	00:29,018	245,73	12:44:30

<b>5 - PASTORELL, Nicky</b>		P.Vmax: 18		T. Ideal: 01:29,588	
-----------------------------	--	------------	--	---------------------	--

V. Tiempo	Sector 1	Sector 2	Sector 3	Sector 4	V.Max	Hora
1	START	01:04,635	00:29,594	00:25,870	00:28,829	09:02:28
2	01:35,855	00:23,583	00:25,610	00:21,591	00:25,071	240,80 09:04:03
3	01:31,466	00:21,802	00:24,062	00:21,075	00:24,527	243,24 09:05:35
4	01:30,593	00:21,740	00:23,826	00:20,763	<b>00:24,264</b>	244,07 09:07:06
5	01:29,808	<b>00:21,071</b>	00:23,620	<b>00:20,636</b>	00:24,481	244,07 09:08:35
6	<b>01:29,782</b>	00:21,130	00:23,630	00:20,660	00:24,362	244,07 09:10:05
7	01:29,973	00:21,272	<b>00:23,617</b>	00:20,708	00:24,376	244,07 09:11:35
8	PIT	00:21,927	00:23,987	00:21,257	00:32,189	<b>245,73</b> 09:13:14

<b>6 - BACHETA, Luciano</b>		P.Vmax: 5		T. Ideal: 01:31,028	
-----------------------------	--	-----------	--	---------------------	--

V. Tiempo	Sector 1	Sector 2	Sector 3	Sector 4	V.Max	Hora
1	START	01:19,47	00:24,199	00:22,905	00:25,116	10:20:58
2	<b>01:31,098</b>	00:21,536	<b>00:23,780</b>	00:21,213	<b>00:24,569</b>	246,58 10:22:29
3	01:39:08,500	01:37:54	00:26,800	00:22,139	00:25,252	<b>247,42</b> 12:01:38
4	01:32,550	00:22,087	00:24,296	00:21,306	00:24,861	244,90 12:03:11
5	01:31,629	<b>00:21,503</b>	00:24,040	00:21,236	00:24,850	244,90 12:04:42
6	01:31,465	00:21,648	00:23,913	<b>00:21,176</b>	00:24,728	244,90 12:06:14
7	01:31,850	00:21,656	00:23,970	00:21,242	00:24,982	246,58 12:07:45
8	PIT	00:21,548	00:24,982	00:22,473	00:32,096	244,90 12:09:27
9	09:42,711	08:31,466	00:24,618	00:21,359	00:25,268	12:19:09
10	01:32,001	00:21,527	00:24,130	00:21,433	00:24,911	244,07 12:20:41
11	01:39,394	00:21,923	00:24,634	00:27,198	00:25,639	244,90 12:22:21
12	PIT	00:21,721	00:24,377	00:21,413	00:30,863	244,07 12:23:59
13	05:25,857	04:13,920	00:24,992	00:22,113	00:24,832	12:29:25
14	01:31,498	00:21,525	00:24,145	00:21,227	00:24,601	<b>247,42</b> 12:30:56
15	01:31,870	00:21,623	00:24,288	00:21,182	00:24,777	246,58 12:32:28
16	PIT	00:21,892	00:25,162	00:22,654	00:31,743	<b>247,42</b> 12:34:10

<b>8 - FUMANELLI, David</b>		P.Vmax: 5		T. Ideal: 01:29,767	
-----------------------------	--	-----------	--	---------------------	--

V. Tiempo	Sector 1	Sector 2	Sector 3	Sector 4	V.Max	Hora
1	START	01:19:18	00:28,637	00:24,085	00:26,375	10:20:36
2	01:34,610	00:22,516	00:24,717	00:21,892	00:25,485	245,73 10:22:11
3	01:30,315	00:21,460	00:23,630	00:20,821	00:24,404	246,58 10:23:41
4	PIT	00:21,203	<b>00:23,569</b>	00:22,513	00:41,963	<b>247,42</b> 10:25:31
5	15:09,142	13:55,923	00:25,242	00:22,558	00:25,419	10:40:40
6	01:30,303	00:21,386	00:23,749	<b>00:20,772</b>	00:24,396	245,73 10:42:10
7	01:30,137	<b>00:21,060</b>	00:23,806	00:20,846	00:24,425	246,58 10:43:40
8	01:30,556	00:21,407	00:23,605	00:21,034	00:24,510	245,73 10:45:11
9	PIT	00:21,224	00:23,950	00:21,138	00:35,231	245,73 10:46:52
10	09:54,682	08:43,811	00:24,727	00:21,429	00:24,715	10:56:47
11	01:31,028	00:21,375	00:23,750	00:20,883	00:25,020	243,24 10:58:18
12	01:30,824	00:21,459	00:23,778	00:20,965	00:24,622	242,42 10:59:49
13	01:31,090	00:21,254	00:23,997	00:20,969	00:24,870	244,90 11:01:20
14	01:30,934	00:21,279	00:23,980	00:21,169	00:24,506	243,24 11:02:51
15	PIT	00:22,658	00:25,530	00:21,864	00:31,355	244,07 11:04:32
16	10:49,136	09:35,374	00:26,211	00:22,359	00:25,192	11:15:21
17	01:30,125	00:21,267	00:23,627	00:20,865	<b>00:24,366</b>	245,73 11:16:52
18	<b>01:30,096</b>	00:21,097	00:23,782	00:20,832	00:24,385	245,73 11:18:22
19	PIT	00:24,106	00:36,501		01:56,234	246,58 11:21:18

<b>9 - GHIRELLI, Vittorio</b>		P.Vmax: 1		T. Ideal: 01:28,484	
-------------------------------	--	-----------	--	---------------------	--

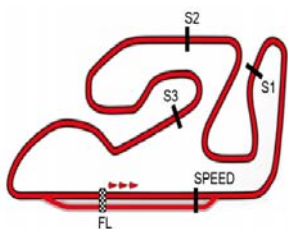
V. Tiempo	Sector 1	Sector 2	Sector 3	Sector 4	V.Max	Hora
1	START	01:15,775	00:29,262	00:24,792	00:27,216	09:02:36
2	01:36,760	00:23,034	00:25,173	00:23,245	00:25,308	243,24 09:04:13
3	01:31,233	00:21,703	00:23,968	00:20,989	00:24,573	247,42 09:05:44
4	01:31,796	00:22,089	00:24,142	00:21,032	00:24,533	248,28 09:07:16
5	01:29,931	00:21,137	00:23,615	00:20,729	00:24,450	247,42 09:08:45
6	01:29,661	00:21,117	00:23,529	00:20,770	00:24,245	246,58 09:10:15
7	PIT	00:21,311	00:23,850	00:21,046	00:28,973	246,58 09:11:50
8	08:23,932	07:08,581	00:26,688	00:22,995	00:25,668	09:20:14
9	01:33,570	00:22,510	00:24,676	00:21,422	00:24,962	241,61 09:21:48
10	01:30,025	00:21,155	00:23,643	00:20,609	00:24,618	244,07 09:23:18
11	01:29,505	00:21,145	00:23,477	00:20,656	00:24,227	244,90 09:24:47
12	01:29,203	00:20,883	00:23,477	00:20,627	00:24,216	246,58 09:26:17
13	<b>01:28,847</b>	00:20,759	<b>00:23,301</b>	00:20,722	00:24,065	246,58 09:27:45
14	PIT	00:21,818	00:24,137	00:21,305	00:28,826	246,58 09:29:21
15	PIT	13:20,071	00:33,750	00:23,721	00:32,787	09:44:12
16	31:21,381	30:07,851	00:26,479	00:21,748	00:25,303	10:15:33
17	01:30,476	00:21,404	00:23,755	00:20,942	00:24,375	245,73 10:17:04
18	01:28,975	00:20,816	00:23,474	00:20,690	<b>00:23,995</b>	247,42 10:18:33
19	01:29,117	00:20,841	00:23,460	<b>00:20,528</b>	00:24,288	247,42 10:20:02
20	01:32,145	00:20,845	00:23,604	00:20,672	00:27,024	248,28 10:21:34
21	PIT	<b>00:20,660</b>	00:24,213	00:22,278	00:31,940	247,42 10:23:13
22	02:14:53,316	02:13:38	00:26,387	00:22,692	00:25,527	12:38:06
23	01:30,978	00:21,559	00:24,136	00:21,005	00:24,278	247,42 12:39:37
24	01:30,441	00:21,319	00:23,859	00:20,762	00:24,501	248,28 12:41:08
25	01:39,465	00:22,184	00:30,080	00:22,674	00:24,527	246,58 12:42:47
26	01:31,017	00:21,279	00:23,811	00:21,278	00:24,649	247,42 12:44:18
27	01:31,073	00:21,404	00:24,195	00:20,936	00:24,538	247,42 12:45:49
28	PIT	00:21,585	00:32,053		05:45,330	<b>249,13</b> 12:52:28

<b>10 - SCHOTHORST, Steijn</b>		P.Vmax: 5		T. Ideal: 01:28,927	
--------------------------------	--	-----------	--	---------------------	--

V. Tiempo	Sector 1	Sector 2	Sector 3	Sector 4	V.Max	Hora
1	START	02:07,860	00:28,846	00:23,549	00:26,735	09:03:26
2	01:33,067	00:22,445	00:24,446	00:21,468	00:24,708	241,61 09:04:59
3	01:30,403	00:21,643	00:23,751	00:20,710	00:24,298	246,58 09:06:29
4	01:29,742	00:21,469	00:23,355	00:20,786	00:24,133	<b>247,42</b> 09:07:59
5	<b>01:29,225</b>	00:21,183	<b>00:23,292</b>	<b>00:20,583</b>	00:24,167	245,73 09:09:28
6	PIT	00:21,412	00:23,505	00:21,419	00:31,010	244,90 09:11:05
7	04:14,497	03:03,336	00:24,163	00:21,155	00:25,843	09:15:20
8	01:29,826	00:21,185	00:23,351	00:20,757	00:24,533	246,58 09:16:50
9	01:37,399	00:21,285	00:23,439	00:24,594	00:28,081	<b>247,42</b> 09:18:27
10	01:29,473	00:21,008	00:23,346	00:20,662	00:24,457	246,58 09:19:57
11	PIT	00:21,064	00:23,397	00:20,702	00:29,274	244,90 09:21:31
12	08:56,032	07:46,490	00:24,026	00:21,055	00:24,461	09:30:27
13	01:29,422	00:21,152	00:23,418	00:20,647	00:24,205	245,73 09:31:57
14	01:29,291	00:21,045	00:23,404	00:20,718	00:24,124	244,90 09:33:26
15	PIT	00:21,160	00:23,959	00:21,653	00:29,076	244,90 09:35:02
16	04:38,959	03:21,758	00:27,066	00:22,903	00:27,232	09:39:41
17	01:30,891	00:21,673	00:23,836	00:20,973	00:24,409	245,73 09:41:12
18	01:29,404	00:21,197	00:23,427	00:20,623	00:24,157	246,58 09:42:41
19	01:29,813	00:21,165	00:23,498	00:20,628	00:24,522	246,58 09:44:11
20	01:29,473	00:21,206	00:23,457	00:20,634	00:24,176	<b>247,42</b> 09:45:40
21	01:37,777	00:21,228	00:26,082	00:25,602	00:24,865	<b>247,42</b> 09:47:18
22	01:29,525	00:21,080	00:23,514	00:20,657	00:24,274	<b>247,42</b> 09:48:48
23	01:41,190	00:21,160	00:26,934	00:27,879	00:25,217	<b>247,42</b> 09:50:29
24	01:29,243	00:21,129	00:23,393	00:20,644	<b>00:24,077</b>	<b>247,42</b> 09:51:58
25	01:29,414	<b>00:20,975</b>	00:23,487	00:20,770	00:24,182	<b>247,42</b> 09:53:27
26	PIT	00:21,056	00:23,539	00:20,773	00:27,378	<b>247,42</b> 09:55:00



CROHOCIRCUIT: oscar.gutierrez@circuitvalencia.com



Circuit de la C. Valenciana

13 - 15 May 2015

Circuit de la C. Valenciana

TEST RENAULT SPORT TROPHY

VUELTA A VUELTA SECTORES 1st Collective Test 15

11 - SCHOTHORST,Bas							P.Vmax: 5	T. Ideal: 01:29,151
V. Tiempo	Sector 1	Sector 2	Sector 3	Sector 4	V.Max	Hora		
1	START	03:07,588	00:27,902	00:23,787	00:25,918			
2	01:32,630	00:22,243	00:24,463	00:21,225	00:24,699	244,07	09:05:57	
3	01:31,183	00:21,392	00:23,814	00:20,907	00:25,070	<b>247,42</b>	09:07:28	
4	01:39,745	00:25,630	00:24,531	00:23,863	00:25,721	153,85	09:09:07	
5	01:29,993	00:21,162	00:23,669	00:20,861	00:24,301	245,73	09:10:37	
6	PIT	00:22,801	00:24,447	00:21,358	00:23,425	<b>247,42</b>	09:12:19	
7	08:15,731	07:00,331	00:26,844	00:22,512	00:26,044		09:20:35	
8	01:32,709	00:22,121	00:24,143	00:20,969	00:25,476	241,61	09:22:08	
9	<b>01:29,511</b>	00:20,966	00:23,660	00:20,705	<b>00:24,180</b>	245,73	09:23:37	
10	01:29,791	<b>00:20,871</b>	00:23,497	00:21,049	00:24,374	246,58	09:25:07	
11	01:39,652	00:24,119	00:30,169	00:20,957	00:24,407	245,73	09:26:47	
12	01:29,737	00:21,093	<b>00:23,468</b>	00:20,870	00:24,306	246,58	09:28:17	
13	PIT	00:22,424	00:26,790	00:23,791	00:32,613	<b>247,42</b>	09:30:02	
14	47:16,165	46:03,643	00:25,748	00:22,026	00:24,748		10:17:18	
15	01:30,146	00:21,094	00:23,888	00:20,843	00:24,321	244,90	10:18:49	
16	01:29,730	00:21,116	00:23,657	<b>00:20,632</b>	00:24,325	246,58	10:20:18	
17	01:30,135	00:20,984	00:24,026	00:20,865	00:24,260	246,58	10:21:48	
18	01:30,155	00:21,057	00:23,627	00:21,017	00:24,454	246,58	10:23:19	
19	PIT	00:21,218	00:23,834	00:21,012	00:42,244	<b>247,42</b>	10:25:07	
20	14:58,349	13:47,036	00:25,381	00:21,376	00:24,556		10:40:05	
21	01:30,496	00:21,249	00:23,947	00:20,867	00:24,433	244,90	10:41:36	
22	01:30,229	00:21,096	00:23,837	00:20,849	00:24,447	245,73	10:43:06	
23	01:30,741	00:21,078	00:24,179	00:21,128	00:24,356	245,73	10:44:37	
24	01:30,860	00:21,158	00:23,863	00:21,254	00:24,585	245,73	10:46:08	
25	01:31,272	00:21,167	00:24,227	00:21,440	00:24,438	244,90	10:47:39	
26	01:31,603	00:21,139	00:24,236	00:21,590	00:24,638	245,73	10:49:10	
27	01:31,445	00:21,270	00:24,313	00:21,256	00:24,606	244,07	10:50:42	
28	01:32,033	00:21,381	00:24,432	00:21,319	00:24,901	244,07	10:52:14	
29	01:31,232	00:21,233	00:24,187	00:21,212	00:24,600	243,24	10:53:45	
30	01:33,121	00:21,348	00:25,309	00:21,555	00:24,909	244,90	10:55:18	
31	01:31,792	00:21,291	00:24,396	00:21,357	00:24,748	244,90	10:56:50	
32	01:32,715	00:21,351	00:24,444	00:21,360	00:25,560	244,90	10:58:23	
33	01:32,090	00:21,521	00:24,178	00:21,444	00:24,947	243,24	10:59:55	
34	01:33,225	00:21,453	00:25,181	00:21,571	00:25,020	245,73	11:01:28	
35	01:31,705	00:21,359	00:24,217	00:21,333	00:24,796	244,07	11:03:00	
36	PIT	00:22,740	00:29,872		01:02,448	244,90	11:04:55	

69 - FONT,Jaume							P.Vmax: 18	T. Ideal: 01:31,291
V. Tiempo	Sector 1	Sector 2	Sector 3	Sector 4	V.Max	Hora		
1	START	19:05,293	00:28,786	00:24,169	00:27,988		09:20:25	
2	01:34,873	00:22,813	00:25,222	00:21,564	00:25,274	235,29	09:22:00	
3	01:32,383	00:21,680	00:24,265	00:21,460	00:24,978	241,61	09:23:32	
4	01:32,433	00:21,650	00:24,262	00:21,513	00:25,008	242,42	09:25:05	
5	01:32,413	00:21,799	00:24,434	00:21,313	00:24,867	242,42	09:26:37	
6	PIT	00:24,230	00:25,615	00:24,885	00:32,860	241,61	09:28:25	
7	14:37,300	13:24,996	00:25,156	00:22,116	00:25,032		09:43:02	
8	01:32,143	00:21,654	00:24,176	00:21,452	00:24,861	243,24	09:44:34	
9	01:33,026	00:21,590	00:25,025	00:21,441	00:24,970	244,90	09:46:07	
10	01:50,626	00:23,768	00:30,779	00:28,783	00:27,296	244,07	09:47:58	
11	<b>01:31,777</b>	<b>00:21,544</b>	00:24,281	00:21,333	<b>00:24,619</b>	244,90	09:49:30	
12	PIT	00:23,976	00:27,431	00:23,916	00:31,704	210,53	09:51:17	
13	09:01,680	07:50,330	00:25,345	00:21,357	00:24,648		10:00:18	
14	01:58,983	00:30,329	00:25,522	00:35,415	00:27,717	244,07	10:02:17	
15	01:31,844	00:21,943	<b>00:24,079</b>	<b>00:21,049</b>	00:24,773	243,24	10:03:49	
16	01:32,128	00:21,677	00:24,123	00:21,265	00:25,063	244,90	10:05:21	
17	PIT	00:22,903	00:24,660	00:21,435	00:27,025	220,18	10:06:57	
18	02:38:51,077	02:37:31,	00:28,089	00:24,716	00:26,706		12:45:48	

102 - GONDA,Richard							P.Vmax: 9	T. Ideal: 01:29,913
V. Tiempo	Sector 1	Sector 2	Sector 3	Sector 4	V.Max	Hora		
1	START	09:53,230	00:32,078	00:24,674	00:27,002		09:11:16	
2	01:34,211	00:22,718	00:25,073	00:21,532	00:24,888	242,42	09:12:50	
3	01:30,964	00:21,530	00:23,926	00:21,048	00:24,460	245,73	09:14:21	
4	<b>01:30,003</b>	00:21,347	<b>00:23,502</b>	<b>00:20,807</b>	00:24,347	<b>246,58</b>	09:15:51	
5	01:30,459	00:21,296	00:23,531	00:20,929	00:24,703	<b>246,58</b>	09:17:21	
6	01:30,429	00:21,444	00:23,648	00:20,997	00:24,340	245,73	09:18:52	
7	01:32,443	00:21,721	00:23,841	00:21,066	00:25,815	244,90	09:20:24	
8	01:30,428	00:21,469	00:23,591	00:20,901	00:24,467	244,07	09:21:55	
9	PIT	00:21,336	00:23,913	00:21,134	00:28,404	245,73	09:23:29	
10	16:05,256	14:43,765	00:29,707	00:24,947	00:26,837		09:39:35	
11	01:42,867	00:23,523	00:29,879	00:24,155	00:25,310	243,24	09:41:18	
12	01:30,224	00:21,322	00:23,714	00:20,856	00:24,332	245,73	09:42:48	
13	01:30,356	00:21,333	00:23,784	00:20,915	<b>00:24,324</b>	<b>246,58</b>	09:44:18	
14	01:30,551	<b>00:21,280</b>	00:23,632	00:20,994	00:24,645	245,73	09:45:49	
15	01:30,933	00:21,344	00:23,777	00:21,119	00:24,693	245,73	09:47:20	
16	PIT	00:21,361	00:23,924	00:21,535	00:28,409	245,73	09:48:55	

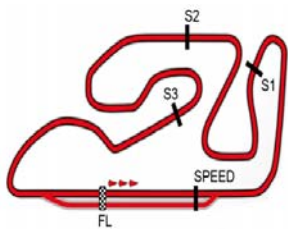
  

103 - FORNE,Toni							P.Vmax: 9	T. Ideal: 01:31,029
V. Tiempo	Sector 1	Sector 2	Sector 3	Sector 4	V.Max	Hora		
1	START	01:02,20,	00:27,248	00:22,852	00:25,603		10:03:35	
2	01:33,651	00:22,790	00:24,702	00:21,351	00:24,808	243,24	10:05:08	
3	01:32,331	00:21,830	00:24,244	00:21,671	00:24,586	243,24	10:06:41	
4	01:32,454	00:21,671	00:24,109	00:21,259	00:25,415	244,07	10:08:13	
5	01:43,805	00:21,845	00:24,560	00:21,241	00:26,159	242,42	10:09:57	
6	01:31,773	00:21,644	00:24,094	00:21,135	00:24,900	<b>246,58</b>	10:11:29	
7	PIT	00:21,972	00:26,645	00:22,769	00:32,087	244,90	10:13:12	
8	27:44,372	26:28,071	00:27,784	00:22,913	00:25,604		10:40:56	
9	01:35,412	00:21,907	00:24,213	00:23,140	00:26,152	245,73	10:42:32	
10	<b>01:31,195</b>	<b>00:21,497</b>	00:24,150	<b>00:21,039</b>	<b>00:24,509</b>	<b>246,58</b>	10:44:03	
11	01:31,864	00:21,543	<b>00:23,984</b>	00:21,338	00:24,999	244,07	10:45:35	
12	01:44,356	00:21,536	00:24,464	00:31,439	00:26,917	244,90	10:47:19	
13	01:32,225	00:21,591	00:24,113	00:21,614	00:24,907	244,07	10:48:52	
14	01:42,835	00:21,648	00:28,463	00:25,985	00:26,739	242,42	10:50:34	
15	PIT	00:21,620	00:24,149	00:21,504	00:32,179	244,07	10:52:14	

104 - SITJHOFF,Diederik							P.Vmax: 22	T. Ideal: 01:32,241
V. Tiempo	Sector 1	Sector 2	Sector 3	Sector 4	V.Max	Hora		
1	PIT	01:08,48,	00:29,713	00:24,594	00:33,821		10:10:16	
2	02:53,334	01:41,259	00:25,003	00:21,750	00:25,322		10:13:09	
3	01:32,515	00:21,862	<b>00:24,290</b>	00:21,474	<b>00:24,889</b>	241,61	10:14:41	
4	01:32,739	00:21,835	00:24,335	00:21,533	00:25,036	242,42	10:16:14	
5	01:32,867	00:21,678	00:24,396	00:21,699	00:25,094	240,80	10:17:47	
6	01:33,057	00:21,782	00:24,388	00:21,656	00:25,231	242,42	10:19:20	
7	<b>01:32,450</b>	<b>00:21,667</b>	00:24,449	00:21,440	00:24,894	<b>243,24</b>	10:20:53	
8	01:32,561	00:21,682	00:24,403	00:21,468	00:25,008	242,42	10:22:25	
9	01:32,648	00:21,834	00:24,472	<b>00:21,395</b>	00:24,947	<b>243,24</b>	10:23:58	
10	PIT	00:21,915	00:24,585	00:21,763	00:34,190	242,42	10:25:40	
11	01:53:25,333	01:52:05,	00:29,442	00:23,991	00:26,713		12:19:06	
12	01:35,056	00:22,604	00:25,285	00:21,754	00:25,413	239,20	12:20:41	
13	01:33,653	00:22,031	00:24,692	00:21,762	00:25,168	240,80	12:22:14	
14	01:33,803	00:22,004	00:24,621	00:21,780	00:25,398	240,80	12:23:48	
15	01:34,214	00:22,089	00:24,735	00:22,133	00:25,257	240,80	12:25:22	





Circuit de la C. Valenciana

13 - 15 May 2015

Circuit de la C. Valenciana

**TEST RENAULT SPORT TROPHY**

**VUELTA A VUELTA SECTORES 1st Collective Test 15**

16	01:33,387	00:22,092	00:24,588	00:21,430	00:25,277	242,42	12:26:56	9	01:31,143	00:21,424	00:23,910	00:21,114	00:24,695	245,73	09:34:06
17	01:33,489	00:21,951	00:24,608	00:21,651	00:25,279	240,80	12:28:29	10	01:30,837	00:21,492	00:23,923	00:21,143	00:24,279	245,73	09:35:37
18	01:33,461	00:22,008	00:24,624	00:21,723	00:25,106	242,42	12:30:03	11	01:30,859	00:21,375	00:23,997	00:21,169	00:24,318	<b>246,58</b>	09:37:08
19	01:33,658	00:21,957	00:24,684	00:21,778	00:25,239	242,42	12:31:36	12	01:30,659	00:21,566	<b>00:23,689</b>	<b>00:20,973</b>	00:24,431	<b>246,58</b>	09:38:39
20	01:34,091	00:22,154	00:24,792	00:21,910	00:25,235	242,42	12:33:10	13	01:30,945	00:21,466	00:23,855	00:21,100	00:24,524	<b>246,58</b>	09:40:10
21	01:34,346	00:22,099	00:24,936	00:21,915	00:25,396	242,42	12:34:45	14	PIT	00:24,722	00:29,037	00:26,374	00:34,687	<b>246,58</b>	09:42:04
22	01:35,171	00:22,093	00:25,367	00:22,010	00:25,701	<b>243,24</b>	12:36:20	15	17:13,041	15:55,642	00:28,348	00:23,134	00:25,917		09:59:18
23	01:33,687	00:21,943	00:24,693	00:21,897	00:25,154	<b>243,24</b>	12:37:54	16	01:32,859	00:22,176	00:24,346	00:21,592	00:24,745	243,24	10:00:50
24	01:33,524	00:21,715	00:24,605	00:21,889	00:25,315	242,42	12:39:27	17	01:31,598	00:21,714	00:24,197	00:21,128	00:24,559	245,73	10:02:22
25	01:33,686	00:22,000	00:24,782	00:21,799	00:25,105	<b>243,24</b>	12:41:01	18	01:33,260	00:21,534	00:24,175	00:21,102	00:26,449	244,90	10:03:55
26	01:33,972	00:22,147	00:24,751	00:21,805	00:25,269	242,42	12:42:35	19	01:31,070	00:21,594	00:23,912	00:21,257	00:24,307	245,73	10:05:26
27	01:33,785	00:22,129	00:24,834	00:21,679	00:25,143	242,42	12:44:09	20	01:31,642	00:21,693	00:23,971	00:21,319	00:24,659	244,90	10:06:58
28	01:36,196	00:22,269	00:24,934	00:23,876	00:25,117	<b>243,24</b>	12:45:45	21	01:31,134	00:21,386	00:24,148	00:21,220	00:24,380	244,90	10:08:29
29	01:33,902	00:21,913	00:24,813	00:21,701	00:25,475	<b>243,24</b>	12:47:19	22	PIT	00:21,732	00:24,841	00:21,690	00:31,423	244,07	10:10:09
30	PIT	00:22,170	00:24,654	00:21,841	00:32,158	241,61	12:48:59	23	02:31:42,340	02:30:30,	00:24,861	00:22,299	00:24,906		12:41:51
31	06:25,386	05:12,588	00:25,583	00:21,886	00:25,329		12:55:25	24	01:34,941	00:21,873	00:24,802	00:21,807	00:26,459	244,90	12:43:26
32	01:33,372	00:21,950	00:24,494	00:21,617	00:25,311	<b>243,24</b>	12:56:58	25	01:34,163	00:22,125	00:25,025	00:21,836	00:25,177	242,42	12:45:00
33	01:34,889	00:21,938	00:24,704	00:22,295	00:25,952	241,61	12:58:33	26	01:33,560	00:22,213	00:24,578	00:21,574	00:25,195	243,24	12:46:34
34	01:33,643	00:22,001	00:24,684	00:21,824	00:25,134	<b>243,24</b>	13:00:07	27	01:35,195	00:22,010	00:24,843	00:21,539	00:26,803	243,24	12:48:09

**105 - BRAAMS,Max** P.Vmax: 20 T. Ideal: 01:31,242

V.	Tiempo	Sector 1	Sector 2	Sector 3	Sector 4	V.Max	Hora
1	START	04:07,897	00:33,942	00:31,023	00:29,919		09:05:41
2	01:42,343	00:25,269	00:26,623	00:23,405	00:27,046	240,00	09:07:24
3	01:35,273	00:23,161	00:25,141	00:21,661	00:25,310	241,61	09:08:59
4	01:32,189	00:22,453	00:24,089	00:20,880	00:24,767	243,24	09:10:31
5	01:31,732	00:22,166	<b>00:23,966</b>	00:20,959	<b>00:24,641</b>	241,61	09:12:03
6	<b>01:31,562</b>	00:21,947	00:24,146	<b>00:20,811</b>	00:24,658	242,42	09:13:35
7	PIT	00:22,712	00:24,631	00:21,173	00:31,897	243,24	09:15:15
8	01:25,28,183	01:23,58,	00:36,423	00:27,129	00:25,819		10:40:43
9	01:33,571	00:22,682	00:25,042	00:21,157	00:24,690	240,80	10:42:17
10	01:35,503	00:22,490	00:24,371	00:21,346	00:27,296	242,42	10:43:52
11	01:33,654	00:22,409	00:24,394	00:21,258	00:25,593	240,80	10:45:26
12	01:32,822	00:22,170	00:24,392	00:21,422	00:24,838	240,80	10:46:59
13	PIT	00:22,320	00:24,569	00:21,837	00:31,967	240,00	10:48:39
14	49:55,532	48:42,450	00:25,689	00:21,772	00:25,621		11:38:35
15	01:33,337	00:22,141	00:24,601	00:21,349	00:25,246	240,00	11:40:08
16	01:33,191	00:22,277	00:24,431	00:21,366	00:25,117	240,80	11:41:41
17	01:33,140	00:22,276	00:24,479	00:21,204	00:25,181	242,42	11:43:15
18	01:32,362	00:22,145	00:24,231	00:21,066	00:24,920	241,61	11:44:47
19	01:33,516	00:22,163	00:25,086	00:21,284	00:24,983	242,42	11:46:21
20	PIT	00:22,454	00:24,918	00:21,170	00:30,555	242,42	11:48:00
21	07:58,803	06:46,997	00:25,164	00:21,593	00:25,049		11:55:58
22	01:32,849	00:22,026	00:24,347	00:21,433	00:25,043	243,24	11:57:31
23	01:35,513	00:22,495	00:25,080	00:22,816	00:25,122	<b>244,90</b>	11:59:07
24	01:32,632	00:22,116	00:24,513	00:21,294	00:24,709	242,42	12:00:39
25	01:34,667	00:22,442	00:26,065	00:21,284	00:24,876	244,07	12:02:14
26	01:32,384	<b>00:21,824</b>	00:24,205	00:21,353	00:25,002	243,24	12:03:46
27	PIT	00:21,940	00:24,241	00:22,540	00:34,792	243,24	12:05:30

**106 - NALIO,Niccolò** P.Vmax: 9 T. Ideal: 01:30,268

V.	Tiempo	Sector 1	Sector 2	Sector 3	Sector 4	V.Max	Hora
1	PIT	11:20,639	00:31,424	00:26,792	00:33,452		09:12:51
2	03:52,964	02:36,118	00:27,874	00:22,895	00:26,077		09:16:44
3	01:37,865	00:22,090	00:24,374	00:24,522	00:26,879	244,90	09:18:22
4	01:31,112	00:21,699	00:23,764	00:21,002	00:24,647	245,73	09:19:53
5	<b>01:30,582</b>	<b>00:21,353</b>	00:23,945	00:21,031	<b>00:24,253</b>	244,90	09:21:24
6	01:31,040	00:21,396	00:24,041	00:21,057	00:24,546	245,73	09:22:55
7	PIT	00:25,494	00:27,820	00:24,737	00:33,315	230,03	09:24:46
8	07:49,252	06:38,192	00:24,967	00:21,520	00:24,573		09:32:35

**108 - CAPITANIO,Dario** P.Vmax: 2 T. Ideal: 01:29,732

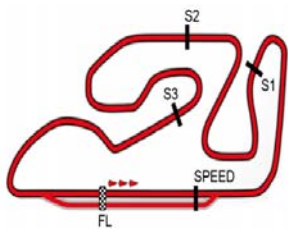
V.	Tiempo	Sector 1	Sector 2	Sector 3	Sector 4	V.Max	Hora
1	START	00:57,532	00:29,696	00:24,581	00:26,905		09:02:17
2	01:34,577	00:22,695	00:24,925	00:21,751	00:25,206	241,61	09:03:52
3	01:32,102	00:21,754	00:24,079	00:21,238	00:25,031	244,90	09:05:24
4	01:31,072	00:21,647	00:23,778	00:20,906	00:24,741	245,73	09:06:55
5	01:31,337	00:21,381	00:23,767	00:21,418	00:24,771	245,73	09:08:27
6	01:30,580	00:21,473	00:23,895	00:20,924	00:24,288	244,90	09:09:57
7	01:33,813	00:21,675	00:25,587	00:21,240	00:25,311	245,73	09:11:31
8	01:31,899	00:21,580	00:23,943	00:21,679	00:24,697	244,07	09:13:03
9	01:31,163	00:21,419	00:24,086	00:21,183	00:24,475	246,58	09:14:34
10	PIT	00:21,529	00:24,990	00:22,146	00:31,569	247,42	09:16:14
11	08:54,348	07:29,993	00:29,459	00:24,932	00:29,964		09:25:09
12	01:44,941	00:27,136	00:26,150	00:26,690	00:24,965	201,12	09:26:53
13	01:31,418	00:21,804	00:23,787	00:20,793	00:25,034	244,90	09:28:25
14	01:29,996	00:21,179	00:23,645	<b>00:20,790</b>	00:24,382	245,73	09:29:55
15	<b>01:29,906</b>	00:21,179	<b>00:23,641</b>	00:20,940	<b>00:24,146</b>	246,58	09:31:25
16	01:30,603	00:21,354	00:23,700	00:20,901	00:24,648	245,73	09:32:55
17	PIT	00:23,434	00:27,595	00:22,610	00:33,528	245,73	09:34:43
18	11:39,131	10:25,500	00:26,185	00:22,351	00:25,095		09:46:22
19	01:31,293	00:21,424	00:24,167	00:21,231	00:24,471	247,42	09:47:53
20	PIT	00:23,906	00:27,288	00:21,660	00:30,632	236,84	09:49:36
21	04:17,508	03:07,892	00:24,274	00:21,049	00:24,293		09:53:54
22	01:30,862	00:21,359	00:23,898	00:20,850	00:24,755	<b>248,28</b>	09:55:25
23	01:30,031	<b>00:21,155</b>	00:23,670	00:20,883	00:24,323	247,42	09:56:55
24	01:30,528	00:21,224	00:23,760	00:20,976	00:24,568	247,42	09:58:25
25	PIT	00:21,374	00:24,938	00:22,650	00:32,833	246,58	10:00:07
26	04:47,886	03:37,889	00:24,547	00:21,024	00:24,426		10:04:55
27	01:30,411	00:21,399	00:23,746	00:20,929	00:24,337	245,73	10:06:26
28	01:30,748	00:21,377	00:23,824	00:21,044	00:24,503	245,73	10:07:56
29	01:31,005	00:21,553	00:23,934	00:20,978	00:24,540	245,73	10:09:27
30	PIT	00:23,913	00:25,690	00:22,245	00:32,698	234,53	10:11:12

**109 - BOURGOIS,Philippe** P.Vmax: 9 T. Ideal: 01:31,303

V.	Tiempo	Sector 1	Sector 2	Sector 3	Sector 4	V.Max	Hora
----	--------	----------	----------	----------	----------	-------	------



CROHOCIRCUIT: oscar.gutierrez@circuitvalencia.com



Circuit de la C. Valenciana

13 - 15 May 2015

Circuit de la C. Valenciana

TEST RENAULT SPORT TROPHY

VUELTA A VUELTA SECTORES 1st Collective Test 15

Table with 13 columns: Driver, Lap, Time, Sector 1, Sector 2, Sector 3, Sector 4, V.Max, Hora. Includes drivers like START, PIT, SMET, Jeroen, and FORSMAN.

110 - SCHOTHORST, Jeroen P.Vmax: 9 T. Ideal: 01:32,082

Table for driver Jeroen Schothorst with 13 columns: V. Tiempo, Sector 1, Sector 2, Sector 3, Sector 4, V.Max, Hora.

204 - FORSMAN, Philip P.Vmax: 22 T. Ideal: 01:30,370

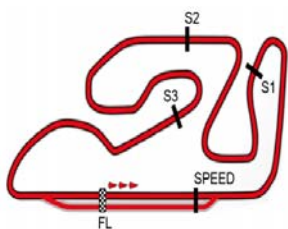
Table for driver Philip Forsman with 13 columns: V. Tiempo, Sector 1, Sector 2, Sector 3, Sector 4, V.Max, Hora.

205 - GEERTS, Roy P.Vmax: 9 T. Ideal: 01:30,128

Table for driver Roy Geerts with 13 columns: V. Tiempo, Sector 1, Sector 2, Sector 3, Sector 4, V.Max, Hora.



CRONOCIRCUIT: oscar.gutierrez@circuitvalencia.com



Circuit de la C. Valenciana

**TEST RENAULT SPORT TROPHY**

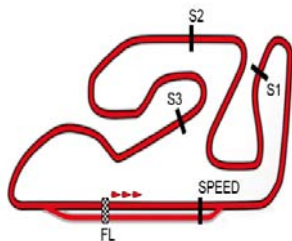
**VUELTA A VUELTA SECTORES 1st Collective Test 15**

13	01:31,329	00:21,726	00:23,909	00:21,153	00:24,541	244,90	09:59:24
14	01:31,111	00:21,685	00:23,954	00:21,035	00:24,437	<b>246,58</b>	10:00:55
15	<b>01:30,670</b>	00:21,586	00:23,781	<b>00:20,898</b>	00:24,405	245,73	10:02:26
16	PIT	00:21,573	00:23,945	00:21,248	00:29,823	245,73	10:04:03
17	37:12,970	36:01,869	00:24,749	00:21,517	00:24,835		10:41:16
18	01:31,458	00:21,612	00:24,066	00:21,022	00:24,758	244,90	10:42:47
19	01:31,510	00:21,558	00:24,086	00:21,401	00:24,465	244,90	10:44:19
20	01:31,341	00:21,581	00:24,175	00:21,134	00:24,451	244,07	10:45:50
21	01:31,582	00:21,587	00:24,108	00:21,229	00:24,658	244,07	10:47:22
22	01:31,695	00:21,696	00:24,216	00:21,103	00:24,680	244,07	10:48:53
23	01:31,829	00:21,796	00:24,179	00:21,318	00:24,536	244,90	10:50:25
24	01:31,487	00:21,599	00:24,073	00:21,226	00:24,589	242,42	10:51:57
25	01:32,213	00:21,492	00:24,392	00:21,617	00:24,712	243,24	10:53:29
26	01:31,552	00:21,508	00:24,081	00:21,268	00:24,695	242,42	10:55:00
27	01:36,906	00:21,482	00:26,547	00:22,318	00:26,559	243,24	10:56:37
28	PIT	00:21,857	00:24,073	00:21,416	00:31,945	243,24	10:58:17
29	17:31,066	16:20,205	00:24,771	00:21,409	00:24,681		11:15:48
30	01:31,033	00:21,536	00:23,981	00:21,012	00:24,504	243,24	11:17:19
31	01:31,015	<b>00:21,348</b>	00:24,097	00:20,995	00:24,575	243,24	11:18:50
32	01:31,708	00:21,567	00:23,965	00:21,146	00:25,030	243,24	11:20:21
33	01:31,435	00:21,609	00:23,923	00:21,223	00:24,680	241,61	11:21:53
34	01:31,162	00:21,518	00:24,052	00:21,084	00:24,508	242,42	11:23:24
35	01:46,255	00:24,468	00:29,606	00:25,527	00:26,654	238,41	11:25:10
36	PIT	00:21,604	00:24,077	00:21,136	00:29,664	243,24	11:26:47
37	01:29:18,991	01:28:05,	00:25,875	00:21,796	00:25,420		12:56:06
38	01:33,030	00:22,214	00:24,363	00:21,369	00:25,084	244,90	12:57:39
39	01:32,441	00:22,052	00:24,218	00:21,251	00:24,920	244,90	12:59:11
40	01:32,139	00:21,715	00:24,149	00:21,382	00:24,893	245,73	13:00:43

**269 - AICART,JMP** P.Vmax: 9 T. Ideal: 01:29,932

V.	Tiempo	Sector 1	Sector 2	Sector 3	Sector 4	V.Max	Hora
1	PIT	14:02,837	00:31,540	00:26,668	00:33,638		09:15:33
2	01:04:36,719	01:03:26,	00:24,219	00:21,004	00:24,792		10:20:10
3	01:31,249	<b>00:21,236</b>	00:23,864	00:21,012	00:25,137	<b>246,58</b>	10:21:41
4	01:35,359	00:21,488	00:24,094	00:24,999	00:24,778	244,90	10:23:17
5	PIT	00:21,404	00:24,074	00:21,456	00:36,747	<b>246,58</b>	10:25:00
6	22:29,244	21:16,567	00:26,234	00:21,484	00:24,959		10:47:30
7	01:30,425	00:21,458	00:23,926	<b>00:20,715</b>	<b>00:24,326</b>	244,90	10:49:00
8	<b>01:30,354</b>	00:21,305	<b>00:23,655</b>	00:20,997	00:24,397	244,90	10:50:30
9	PIT	00:21,250	00:24,570	00:22,091	00:29,029	244,07	10:52:07





Circuit de la C.Valenciana

13 - 15 May 2015

Circuit de la C.Valenciana

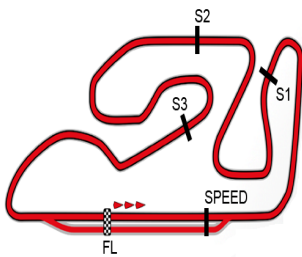
TEST RENAULT SPORT TROPHY

Velocidades máximas 1st Collective Test 15

Piloto	Nacionalidad/Res.	Marca	Mejores 5 velocidades máx.					Media	Máx.	
9	GHIRELLI, Vittorio	ITA	Renault R.S.01	249,1	248,3	248,3	248,3	247,4	248,3	249,1
3	DONTJE, Indy	NLD	Renault R.S.01	248,3	247,4	247,4	247,4	247,4	247,6	248,3
108	CAPITANIO, Dario	ITA	Renault R.S.01	248,3	247,4	247,4	247,4	247,4	247,6	248,3
1	RAMOS, Miguel	POR	Renault R.S.01	248,3	246,6	245,7	245,7	245,7	246,4	248,3
6	BACHETA, Luciano	GBR	Renault R.S.01	247,4	247,4	247,4	246,6	246,6	247,1	247,4
8	FUMANELLI, David	ITA	Renault R.S.01	247,4	246,6	246,6	246,6	245,7	246,6	247,4
10	SCHOTHORST, Steijn	NLD	Renault R.S.01	247,4	247,4	247,4	247,4	247,4	247,4	247,4
11	SCHOTHORST, Bas	NLD	Renault R.S.01	247,4	247,4	247,4	247,4	246,6	247,3	247,4
103	FORNE, Toni	ESP	Renault R.S.01	246,6	246,6	245,7	244,9	244,9	245,7	246,6
2	PIZZITOLA, Andrea	FRA	Renault R.S.01	246,6	246,6	246,6	243,2	243,2	245,2	246,6
4	LEO, Federico	ITA	Renault R.S.01	246,6	245,7	245,7	245,7	244,9	245,7	246,6
102	GONDA, Richard	SVK	Renault R.S.01	246,6	246,6	246,6	245,7	245,7	246,2	246,6
269	AICART, JMP	ESP	Renault R.S.01	246,6	246,6	244,9	244,9	244,9	245,6	246,6
106	NALIO, Niccolò	ITA	Renault R.S.01	246,6	246,6	246,6	246,6	245,7	246,4	246,6
109	BOURGOIS, Philippe	FRA	Renault R.S.01	246,6	246,6	246,6	246,6	245,7	246,4	246,6
110	SCHOTHORST, Jeroen	NLD	Renault R.S.01	246,6	246,6	246,6	245,7	245,7	246,2	246,6
205	GEERTS, Roy		Renault R.S.01	246,6	245,7	245,7	245,7	245,7	245,9	246,6
5	PASTORELL, Nicky	ITA	Renault R.S.01	245,7	244,1	244,1	244,1	244,1	244,4	245,7
69	FONT, Jaume	ESP	Renault R.S.01	245,7	244,9	244,9	244,9	244,1	244,9	245,7
105	BRAAMS, Max	NLD	Renault R.S.01	244,9	244,1	243,2	243,2	243,2	243,7	244,9
169	SMET, Jurgen	SUI	Renault R.S.01	244,1	243,2	243,2	242,4	241,6	242,9	244,1
104	SITJHOFF, Diederik	NLD	Renault R.S.01	243,2	243,2	243,2	243,2	243,2	243,2	243,2
204	FORSMAN, Philip		Renault R.S.01	243,2	243,2	243,2	242,4	242,4	242,9	243,2



CROHOCIRCUIT: oscar.gutierrez@circuitvalencia.com



Circuit de la C. Valenciana

13 - 15 May 2015

Circuit de la C. Valenciana

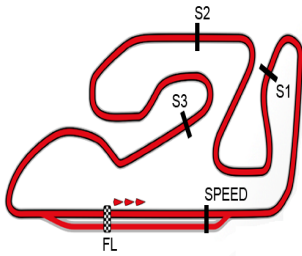
TEST RENAULT SPORT TROPHY

ANALISIS PIT 1st Collective Test 15

Time IN	Time OUT	GAP	Lap
<b>1 RAMOS,Miguel</b>			
Team Eq.Verschuur			
09:17:05,706	09:25:16,687	00:08:10,981	7
09:42:19,564	09:50:34,281	00:08:14,717	18
09:56:51,540	10:01:21,960	00:04:30,420	22
10:10:55,710	10:18:26,869	00:07:31,159	28
10:26:22,763	10:45:02,218	00:18:39,455	33
10:55:56,813	11:47:58,156	00:52:01,343	40
11:57:30,752	...	...	46
Num. P. 7		Total in PIT: 01:39:08,075	
<b>2 PIZZITOLA,Andrea</b>			
Team Art Junior			
10:12:15,056	10:38:30,770	00:26:15,714	6
10:40:07,431	10:44:40,520	00:04:33,089	7
10:56:03,594	11:14:02,417	00:17:58,823	14
11:15:42,010	12:53:56,510	01:38:14,500	15
Num. P. 4		Total in PIT: 02:27:02,126	
<b>3 DONTJE,Indy</b>			
Team Art Junior			
09:19:56,044	09:35:59,661	00:16:03,617	7
09:47:00,291	11:52:51,523	02:05:51,232	14
12:03:44,100	12:23:00,346	00:19:16,246	21
12:30:46,707	12:42:50,129	00:12:03,422	26
12:49:13,076	...	...	30
Num. P. 5		Total in PIT: 02:53:14,517	
<b>4 LEO,Federico</b>			
Team V8 Racing			
09:31:41,675	09:43:52,062	00:12:10,387	8
09:50:06,852	12:23:28,497	02:33:21,645	12
12:29:57,950	12:36:36,950	00:06:39,000	16
12:44:30,729	...	...	21
Num. P. 4		Total in PIT: 02:52:11,032	
<b>5 PASTORELL,Nicky</b>			
Team V8 Racing			
09:13:14,974	...	...	8
Num. P. 1		Total in PIT:	
<b>6 BACHETA,Luciano</b>			
Team Oregon Team			
12:09:27,077	12:17:35,896	00:08:08,819	8
12:23:59,557	12:27:51,156	00:03:51,599	12
12:34:10,233	...	...	16
Num. P. 3		Total in PIT: 00:12:00,418	
<b>8 FUMANELLI,David</b>			
Team Oregon Team			
10:25:31,113	10:39:04,633	00:13:33,520	4
<b>9 GHIRELLI,Vittorio</b>			
Team Zele Racing			
09:11:50,815	09:18:35,275	00:06:44,460	7
09:29:21,983	09:42:13,651	00:12:51,668	14
09:44:12,312	10:13:54,513	00:29:42,201	15
10:23:13,497	12:36:28,066	02:13:14,569	21
12:52:28,755	...	...	28
Num. P. 5		Total in PIT: 03:02:32,898	
<b>10 SCHOTHORST,Steijn</b>			
Team Eq.Verschuur			
09:11:05,982	09:13:44,854	00:02:38,872	6
09:21:31,614	09:28:56,278	00:07:24,664	11
09:35:02,207	09:37:59,847	00:02:57,640	15
09:55:00,642	...	...	26
Num. P. 4		Total in PIT: 00:13:01,176	
<b>11 SCHOTHORST,Bas</b>			
Team Zele Racing			
09:12:19,986	09:18:55,461	00:06:35,475	6
09:30:02,735	10:15:41,000	00:45:38,265	13
10:25:07,374	10:38:32,272	00:13:24,898	19
11:04:55,342	...	...	36
Num. P. 4		Total in PIT: 01:05:38,638	
<b>69 FONT,Jaume</b>			
Team Monlau Comp.			
09:28:25,137	09:41:29,260	00:13:04,123	6
09:51:17,036	09:58:46,606	00:07:29,570	12
10:06:57,694	12:44:07,194	02:37:09,500	17
12:49:03,343	12:55:21,406	00:06:18,063	20
13:01:43,996	...	...	24
Num. P. 5		Total in PIT: 03:04:01,256	
<b>102 GONDA,Richard</b>			
Team Art Junior			
09:23:29,917	09:37:45,178	00:14:15,261	9
09:48:55,333	...	...	16
Num. P. 2		Total in PIT: 00:14:15,261	
<b>103 FORNE,Toni</b>			
Team Art Junior			
10:13:12,596	10:39:17,052	00:26:04,456	7
10:52:14,307	...	...	15
Num. P. 2		Total in PIT: 00:26:04,456	
<b>104 SITJHOFF,Diederik</b>			
Team V8 Racing			
10:10:16,088	10:11:36,305	00:01:20,217	1
10:25:40,712	12:17:21,377	01:51:40,665	10
12:48:59,949	12:53:53,053	00:04:53,104	30
Num. P. 3		Total in PIT: 01:57:53,986	
<b>105 BRAAMS,Max</b>			
Team V8 Racing			
09:15:15,502	10:38:48,514	01:23:33,012	7
10:48:39,928	11:36:59,995	00:48:20,067	13
11:48:00,103	11:54:23,679	00:06:23,576	20
12:05:30,464	...	...	27
Num. P. 4		Total in PIT: 02:18:16,655	
<b>106 NALIO,Niccolò</b>			
Team Oregon Team			
09:12:51,516	09:15:04,568	00:02:13,052	1
09:24:46,445	09:31:02,595	00:06:16,150	7
09:42:04,960	09:57:35,860	00:15:30,900	14
10:10:09,250	12:40:18,355	02:30:09,105	22
12:50:12,198	12:54:07,058	00:03:54,860	28
Num. P. 5		Total in PIT: 02:58:04,067	
<b>108 CAPITANIO,Dario</b>			
Team Oregon Team			
09:16:14,700	09:23:18,460	00:07:03,760	10
09:34:43,079	09:44:45,113	00:10:02,034	17
09:49:36,989	09:52:24,557	00:02:47,568	20
10:00:07,713	10:03:25,037	00:03:17,324	25
10:11:12,309	...	...	30
Num. P. 5		Total in PIT: 00:23:10,686	
<b>109 BOURGOIS,Philippe</b>			
Team Zele Racing			
10:47:11,833	10:57:32,699	00:10:20,866	5
11:12:47,653	11:44:45,493	00:31:57,840	11
11:57:19,443	12:06:32,113	00:09:12,670	19
12:17:31,352	...	...	26
Num. P. 4		Total in PIT: 00:51:31,376	
<b>110 SCHOTHORST,Jeroen</b>			
Team Eq.Verschuur			
10:15:39,713	10:38:44,993	00:23:05,280	7
10:50:18,837	10:59:20,703	00:09:01,866	14
11:09:20,343	11:19:13,645	00:09:53,302	20
11:28:58,884	11:40:40,841	00:11:41,957	26
11:47:17,938	12:34:06,749	00:46:48,811	30
12:43:41,855	12:54:16,216	00:10:34,361	36
Num. P. 6		Total in PIT: 01:51:05,577	



CRONOCIRCUIT: oscar.gutierrez@circuitvalencia.com



Circuit de la C.Valenciana

**TEST RENAULT SPORT TROPHY**  
**ANALISIS PIT 1st Collective Test 15**

169 SMET,Jurgen				
Team Monlau Comp.				
Time IN	Time OUT	GAP	Lap	
11:22:44,106	11:32:13,162	00:09:29,056	5	
11:40:47,162	12:16:49,731	00:36:02,569	10	
12:25:19,092	...		15	
Num. P. 3		Total in PIT: 00:45:31,625		

204 FORSMAN,Philip				
Team V8 Racing				
Time IN	Time OUT	GAP	Lap	
09:28:43,395	10:11:16,122	00:42:32,727	7	
10:25:12,771	...		16	
Num. P. 2		Total in PIT: 00:42:32,727		

205 GEERTS,Roy				
Team V8 Racing				
Time IN	Time OUT	GAP	Lap	
09:45:11,043	09:46:18,388	00:01:07,345	5	
09:55:34,758	09:56:21,716	00:00:46,958	11	
10:04:03,209	10:39:42,571	00:35:39,362	16	
10:58:17,043	11:14:15,462	00:15:58,419	28	
11:26:47,198	12:54:30,467	01:27:43,269	36	
Num. P. 5		Total in PIT: 02:21:15,353		

269 AICART,JMP				
Team Monlau Comp.				
Time IN	Time OUT	GAP	Lap	
09:15:33,892	10:18:39,455	01:03:05,563	1	
10:25:00,900	10:45:50,934	00:20:50,034	5	
10:52:07,863	...		9	
Num. P. 3		Total in PIT: 01:23:55,597		

