

TEST RENAULT SPORT TROPHY

13 - 15 May 2015

Length: 4005 metros

Results

2nd

Collective Test 15

Pos.	N.	Driver	Team	Car	Nat.	Best Lap	iL	Laps	Gap	Interval	Speed	Cat.	Gr.
1	2	PIZZITOLA,Andrea	Art Junior	Renault R.S.01	FRA	01:30,645	14	25			159,06	E	
2	9	GHIARELLI,Vittorio	Zele Racing	Renault R.S.01	ITA	01:30,821	3	11	00:00,176	00:00,176	158,75	E	
3	3	DONTJE,Indy	Art Junior	Renault R.S.01	NLD	01:31,299	15	42	00:00,654	00:00,478	157,92	E	
4	102	GONDA,Richard	Art Junior	Renault R.S.01	SVK	01:31,413	5	19	00:00,768	00:00,114	157,72	P	
5	205	GEERTS,Roy	V8 Racing	Renault R.S.01		01:31,698	10	14	00:01,053	00:00,285	157,23	E	
6	4	LEO,Federico	V8 Racing	Renault R.S.01	ITA	01:32,134	6	9	00:01,489	00:00,436	156,49	E	
7	108	CAPITANIO,Dario	Oregon Team	Renault R.S.01	ITA	01:32,277	3	25	00:01,632	00:00,143	156,25	P	
8	105	BRAAMS,Max	V8 Racing	Renault R.S.01	NLD	01:32,289	11	14	00:01,644	00:00,012	156,23	P	
9	106	NALIO,Niccolò	Oregon Team	Renault R.S.01	ITA	01:32,310	4	25	00:01,665	00:00,021	156,19	P	
10	8	FUMANELLI,David	Oregon Team	Renault R.S.01	ITA	01:32,515	13	25	00:01,870	00:00,205	155,84	E	
11	109	BOURGOIS,Philippe	Zele Racing	Renault R.S.01	FRA	01:32,789	7	21	00:02,144	00:00,274	155,38	P	
12	6	BACHETA,Luciano	Oregon Team	Renault R.S.01	GBR	01:32,860	24	25	00:02,215	00:00,071	155,27	E	
13	110	SCHOTHORST,Jeroen	Eq.Verschuur	Renault R.S.01	NLD	01:32,932	5	7	00:02,287	00:00,072	155,15	P	
14	104	SITJHOFF,Diederik	V8 Racing	Renault R.S.01	NLD	01:33,923	2	21	00:03,278	00:00,991	153,51	P	

Circuit de la C.Valenciana

Final Official

Provisional Official

Length: 4005 m. Hour: 17:49

JURY:

C.of the Course:

C.Timekeeper:

Hour:

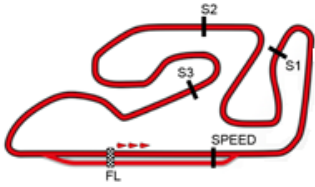
Hour:

Hour: 18:04:01



CRONOCIRCUIT: oscar.gutierrez@circuitvalencia.com

Master Timing, Sport Timing Systems, www.mastertiming.es www.crononline.es by Eventronic www.eventronic.es 19FJAP63



TEST RENAULT SPORT TROPHY

13 - 15 May 2015

Length: 4005 metros

Results

2nd

Collective Test 15

Pos.	N.	Driver	Team	Car	Nat.	Best Lap	iL	Laps	Gap	Interval	Speed	Cat. Gr.
Categoría: E												
1	2	PIZZITOLA, Andrea	Art Junior	Renault R.S.01	FRA	01:30,645	14	25			159,06	E
2	9	GHIRELLI, Vittorio	ZeLe Racing	Renault R.S.01	ITA	01:30,821	3	11	00:00,176	00:00,176	158,75	E
3	3	DONTJE, Indy	Art Junior	Renault R.S.01	NLD	01:31,299	15	42	00:00,654	00:00,478	157,92	E
4	205	GEERTS, Roy	V8 Racing	Renault R.S.01		01:31,698	10	14	00:01,053	00:00,399	157,23	E
5	4	LEO, Federico	V8 Racing	Renault R.S.01	ITA	01:32,134	6	9	00:01,489	00:00,436	156,49	E
6	8	FUMANELLI, David	Oregon Team	Renault R.S.01	ITA	01:32,515	13	25	00:01,870	00:00,381	155,84	E
7	6	BACHETA, Luciano	Oregon Team	Renault R.S.01	GBR	01:32,860	24	25	00:02,215	00:00,345	155,27	E
Categoría: P												
1	102	GONDA, Richard	Art Junior	Renault R.S.01	SVK	01:31,413	5	19			157,72	P
2	108	CAPITANIO, Dario	Oregon Team	Renault R.S.01	ITA	01:32,277	3	25	00:00,864	00:00,864	156,25	P
3	105	BRAAMS, Max	V8 Racing	Renault R.S.01	NLD	01:32,289	11	14	00:00,876	00:00,012	156,23	P
4	106	NALIO, Niccolò	Oregon Team	Renault R.S.01	ITA	01:32,310	4	25	00:00,897	00:00,021	156,19	P
5	109	BOURGOIS, Philippe	ZeLe Racing	Renault R.S.01	FRA	01:32,789	7	21	00:01,376	00:00,479	155,38	P
6	110	SCHOTHORST, Jeroen	Eq. Verschuur	Renault R.S.01	NLD	01:32,932	5	7	00:01,519	00:00,143	155,15	P
7	104	SITJHOFF, Diederik	V8 Racing	Renault R.S.01	NLD	01:33,923	2	21	00:02,510	00:00,991	153,51	P

Circuit de la C. Valenciana

Final Official

Provisional Official

Length: 4005 m. Hour: 17:49

JURY:

C.of the Course:

C.Timekeeper:

Hour:

Hour:

Hour: 18:04:33



CROHOCIRCUIT: oscar.gutierrez@circuitvalencia.com

Master Timing, Sport Timing Systems, www.mastertiming.es www.cronoline.es by Eventronic www.eventronic.es 19FJAP63



WORLD SERIES
by RENAULT

RENAULT SPORT
TROPHY

R.S.01



TEST RENAULT SPORT TROPHY

13 - 15 May 2015

Circuit de la C.Valenciana

Length: 4005 metros

COMBINED

Collective Test 15

Pos.	N.	Driver	Team	Car	Nat.	Time	Gap	Qualif. 1	iL	nL	Qualif. 2	iL	nL	TL	Cat.
1	9	GHIRELLI, Vittorio	ZeZe Racing	Renault R.S.01	ITA	01:28,847		01:28,847	13	28	01:30,821	3	11	39	E
2	3	DONTJE, Indy	Art Junior	Renault R.S.01	NLD	01:29,224	00:00,377	01:29,224	11	30	01:31,299	15	42	72	E
3	10	SCHOTHORST, Steijn	Eq.Verschuur	Renault R.S.01	NLD	01:29,225	00:00,378	01:29,225	5	26				26	E
4	11	SCHOTHORST, Bas	ZeZe Racing	Renault R.S.01	NLD	01:29,511	00:00,664	01:29,511	9	36				36	E
5	5	PASTORELL, Nicky	V8 Racing	Renault R.S.01	ITA	01:29,782	00:00,935	01:29,782	6	8				8	E
6	108	CAPITANIO, Dario	Oregon Team	Renault R.S.01	ITA	01:29,906	00:01,059	01:29,906	15	30	01:32,277	3	25	55	P
7	102	GONDA, Richard	Art Junior	Renault R.S.01	SVK	01:30,003	00:01,156	01:30,003	4	16	01:31,413	5	19	35	P
8	4	LEO, Federico	V8 Racing	Renault R.S.01	ITA	01:30,027	00:01,180	01:30,027	7	21	01:32,134	6	9	30	E
9	8	FUMANELLI, David	Oregon Team	Renault R.S.01	ITA	01:30,096	00:01,249	01:30,096	18	19	01:32,515	13	25	44	E
10	269	AICART, JMP	Monlau Comp.	Renault R.S.01	ESP	01:30,354	00:01,507	01:30,354	8	9				9	E
11	2	PIZZITOLA, Andrea	Art Junior	Renault R.S.01	FRA	01:30,537	00:01,690	01:30,537	17	19	01:30,645	14	25	44	E
12	1	RAMOS, Miguel	Eq.Verschuur	Renault R.S.01	POR	01:30,553	00:01,706	01:30,553	31	46				46	E
13	204	FORSMAN, Philip	V8 Racing	Renault R.S.01		01:30,574	00:01,727	01:30,574	5	16				16	P
14	106	NALIO, Niccolò	Oregon Team	Renault R.S.01	ITA	01:30,582	00:01,735	01:30,582	5	32	01:32,310	4	25	57	P
15	205	GEERTS, Roy	V8 Racing	Renault R.S.01		01:30,670	00:01,823	01:30,670	15	40	01:31,698	10	14	54	E
16	6	BACHETA, Luciano	Oregon Team	Renault R.S.01	GBR	01:31,098	00:02,251	01:31,098	2	16	01:32,860	24	25	41	E
17	103	FORNE, Toni	Art Junior	Renault R.S.01	ESP	01:31,195	00:02,348	01:31,195	10	15				15	P
18	105	BRAAMS, Max	V8 Racing	Renault R.S.01	NLD	01:31,562	00:02,715	01:31,562	6	27	01:32,289	11	14	41	P
19	109	BOURGOIS, Philippe	ZeZe Racing	Renault R.S.01	FRA	01:31,649	00:02,802	01:31,649	4	26	01:32,789	7	21	47	P
20	69	FONT, Jaume	Monlau Comp.	Renault R.S.01	ESP	01:31,777	00:02,930	01:31,777	11	24				24	E
21	110	SCHOTHORST, Jeroen	Eq.Verschuur	Renault R.S.01	NLD	01:32,265	00:03,418	01:32,265	23	40	01:32,932	5	7	47	P
22	104	SITJHOFF, Diederik	V8 Racing	Renault R.S.01	NLD	01:32,450	00:03,603	01:32,450	7	34	01:33,923	2	21	55	P
23	169	SMET, Jurgen	Monlau Comp.	Renault R.S.01	SUI	01:37,281	00:08,434	01:37,281	2	15				15	P

Circuit de la C.Valenciana

Final Official

Provisional Official

Length: 4005

Hour: 14:00:00

JURY:

Hour:

C.of the Course:

Hour:

C.Timekeeper:

Hour: 18:07:00



CRONOCIRCUIT: oscar.gutierrez@circuitvalencia.com

Master Timing, Sport Timing Systems, www.mastertiming.es www.cronoline.es by Eventronic www.eventronic.es 19FJAP63



WORLD SERIES
by RENAULT

RENAULT SPORT
TROPHY

R.S.01



TEST RENAULT SPORT TROPHY

13 - 15 May 2015

Circuit de la C.Valenciana
Length: 4005 metros

COMBINED

Collective Test 15

Pos.	N.	Driver	Team	Car	Nat.	Time	Gap	Qualif. 1	iL	nL	Qualif. 2	iL	nL	TL	Cat.
1	9	GHIRELLI, Vittorio	ZeLe Racing	Renault R.S.01	ITA	01:28,847		01:28,847	13	28	01:30,821	3	11	39	E
2	3	DONTJE, Indy	Art Junior	Renault R.S.01	NLD	01:29,224	00:00,377	01:29,224	11	30	01:31,299	15	42	72	E
3	10	SCHOTHORST, Steijn	Eq.Verschuur	Renault R.S.01	NLD	01:29,225	00:00,378	01:29,225	5	26				26	E
4	11	SCHOTHORST, Bas	ZeLe Racing	Renault R.S.01	NLD	01:29,511	00:00,664	01:29,511	9	36				36	E
5	5	PASTORELL, Nicky	V8 Racing	Renault R.S.01	ITA	01:29,782	00:00,935	01:29,782	6	8				8	E
6	4	LEO, Federico	V8 Racing	Renault R.S.01	ITA	01:30,027	00:01,180	01:30,027	7	21	01:32,134	6	9	30	E
7	8	FUMANELLI, David	Oregon Team	Renault R.S.01	ITA	01:30,096	00:01,249	01:30,096	18	19	01:32,515	13	25	44	E
8	269	AICART, JMP	Monlau Comp.	Renault R.S.01	ESP	01:30,354	00:01,507	01:30,354	8	9				9	E
9	2	PIZZITOLA, Andrea	Art Junior	Renault R.S.01	FRA	01:30,537	00:01,690	01:30,537	17	19	01:30,645	14	25	44	E
10	1	RAMOS, Miguel	Eq.Verschuur	Renault R.S.01	POR	01:30,553	00:01,706	01:30,553	31	46				46	E
11	205	GEERTS, Roy	V8 Racing	Renault R.S.01		01:30,670	00:01,823	01:30,670	15	40	01:31,698	10	14	54	E
12	6	BACHETA, Luciano	Oregon Team	Renault R.S.01	GBR	01:31,098	00:02,251	01:31,098	2	16	01:32,860	24	25	41	E
13	69	FONT, Jaume	Monlau Comp.	Renault R.S.01	ESP	01:31,777	00:02,930	01:31,777	11	24				24	E

Circuit de la C.Valenciana

Final Official

Provisional Official

Length: 4005

Hour: 14:00:00

JURY:

Hour:

C.of the Course:

Hour:

C.Timekeeper:

Hour: 18:07:50



CRONOCIRCUIT: oscar.gutierrez@circuitvalencia.com

Master Timing, Sport Timing Systems, www.mastertiming.es www.cronoline.es by Eventronic www.eventronic.es 19FJAP63



TEST RENAULT SPORT TROPHY

13 - 15 May 2015

Circuit de la C.Valenciana
Length: 4005 metros

COMBINED

Collective Test 15

Pos.	N.	Driver	Team	Car	Nat.	Time	Gap	Qualif. 1	iL	nL	Qualif. 2	iL	nL	TL	Cat.
1	108	CAPITANIO,Dario	Oregon Team	Renault R.S.01	ITA	01:29,906		01:29,906	15	30	01:32,277	3	25	55	P
2	102	GONDA,Richard	Art Junior	Renault R.S.01	SVK	01:30,003	00:00,097	01:30,003	4	16	01:31,413	5	19	35	P
3	204	FORSMAN,Philip	V8 Racing	Renault R.S.01		01:30,574	00:00,668	01:30,574	5	16				16	P
4	106	NALIO,Niccolò	Oregon Team	Renault R.S.01	ITA	01:30,582	00:00,676	01:30,582	5	32	01:32,310	4	25	57	P
5	103	FORNE,Toni	Art Junior	Renault R.S.01	ESP	01:31,195	00:01,289	01:31,195	10	15				15	P
6	105	BRAAMS,Max	V8 Racing	Renault R.S.01	NLD	01:31,562	00:01,656	01:31,562	6	27	01:32,289	11	14	41	P
7	109	BOURGOIS,Philippe	ZeLe Racing	Renault R.S.01	FRA	01:31,649	00:01,743	01:31,649	4	26	01:32,789	7	21	47	P
8	110	SCHOTHORST,Jeroen	Eq.Verschuur	Renault R.S.01	NLD	01:32,265	00:02,359	01:32,265	23	40	01:32,932	5	7	47	P
9	104	SITJHOFF,Diederik	V8 Racing	Renault R.S.01	NLD	01:32,450	00:02,544	01:32,450	7	34	01:33,923	2	21	55	P
10	169	SMET,Jurgen	Monlau Comp.	Renault R.S.01	SUI	01:37,281	00:07,375	01:37,281	2	15				15	P

Circuit de la C.Valenciana

Final Official

Provisional Official

Length: 4005

Hour: 14:00:00

JURY:

Hour:

C.of the Course:

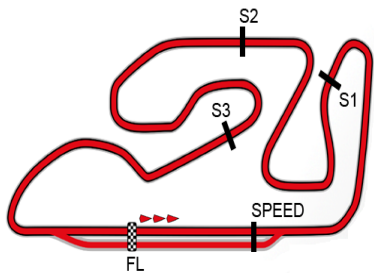
Hour:

C.Timekeeper:

Hour: 18:08:58



CRONOCIRCUIT: oscar.gutierrez@circuitvalencia.com



Circuit de la C. Valenciana

13 - 15 May 2015

Circuit de la C. Valenciana

TEST RENAULT SPORT TROPHY

CLASIFICACION Combined

OR	Dor	Nombre	Club	GRP	Res.	Marca	Categoría	Tiempo VR	Tiempo T.	Pen.	Dif. 1º	Dif. Ant.	V.	Sesión 1	Sesión 2	Sesión 3	Sesión 4	Sesión 5	Sesión 6
1	9	GHIRELLI, Vittorio	ZeZe Racing	F	ITA	Renault R.S.01	E	01:28,847	00:00,000				93	01:30,380	01:30,854	01:30,244	01:31,964	01:28,847	01:30,821
2	3	DONTJE, Indy	Art Junior	F	NLD	Renault R.S.01	E	01:29,224	03:07,073		00:00,377	00:00,377	144	01:31,080	01:31,749	01:29,945		01:29,224	01:31,299
3	10	SCHOTHORST, Steijn	Eq.Verschuur	E	NLD	Renault R.S.01	E	01:29,225	01:31,303		00:00,378	00:00,001	127	01:29,980	01:30,715	01:29,473	01:31,303	01:29,225	
4	11	SCHOTHORST, Bas	ZeZe Racing	E	NLD	Renault R.S.01	E	01:29,511	00:00,000		00:00,664	00:00,286	109	01:30,574	01:30,277	01:29,602	01:31,144	01:29,511	
5	8	FUMANELLI, David	Oregon Team	F	ITA	Renault R.S.01	E	01:29,653	03:03,688		00:00,806	00:00,142	116	01:31,747	01:30,365	01:29,653		01:30,096	01:32,515
6	5	PASTORELL, Nicky	V8 Racing	E	ITA	Renault R.S.01	E	01:29,782	00:00,000		00:00,935	00:00,129	93	01:30,780		01:31,021	01:31,714	01:29,782	
7	108	CAPITANIO, Dario	Oregon Team	F	ITA	Renault R.S.01	P	01:29,906	00:00,000		00:01,059	00:00,124	114	01:30,806	01:31,158		01:32,704	01:29,906	01:32,277
8	102	GONDA, Richard	Art Junior	F	SVK	Renault R.S.01	P	01:30,003	01:31,588		00:01,156	00:00,097	68	01:31,307		01:31,611		01:30,003	01:31,413
9	4	LEO, Federico	V8 Racing	F	ITA	Renault R.S.01	E	01:30,027	00:00,000		00:01,180	00:00,024	69		01:31,191	01:30,964	01:32,620	01:30,027	01:32,134
10	7	HELLMEISTER, Alan	Oregon Team	C	BRA	Renault R.S.01	E	01:30,204	01:34,025		00:01,357	00:00,177	72	01:31,853	01:30,915	01:30,204			
11	6	BACHETA, Luciano	Oregon Team	F	GBR	Renault R.S.01	E	01:30,329	01:32,583		00:01,482	00:00,125	131	01:31,595	01:30,740	01:30,329			
12	269	AICART, JMP	Monlau Comp.	E	ESP	Renault R.S.01	E	01:30,354	00:00,000		00:01,507	00:00,025	28	01:31,146		01:31,960	01:31,248	01:30,354	
13	2	PIZZITOLA, Andrea	Art Junior	F	FRA	Renault R.S.01	E	01:30,537	01:30,957		00:01,690	00:00,183	55				01:34,622	01:30,537	01:30,645
14	1	RAMOS, Miguel	Eq.Verschuur	E	POR	Renault R.S.01	E	01:30,553	00:00,000		00:01,706	00:00,016	94	01:31,429		01:31,166		01:30,553	
15	204	FORSMAN, Philip	V8 Racing	E	NLD	Renault R.S.01	P	01:30,574	00:00,000		00:01,727	00:00,021	68		01:32,865	01:31,518	01:32,982	01:30,574	
16	106	NALIO, Niccolò	Oregon Team	F	ITA	Renault R.S.01	P	01:30,582	03:04,839		00:01,735	00:00,008	113	01:31,006	01:31,727		01:32,211	01:30,582	01:32,310
17	205	GEERTS, Roy	V8 Racing	F	NLD	Renault R.S.01	E	01:30,670	01:32,139		00:01,823	00:00,088	129		01:32,169	01:30,882	01:32,176	01:30,670	01:31,698
18	69	FONT, Jaume	Monlau Comp.	E	ESP	Renault R.S.01	E	01:30,907	00:00,000		00:02,060	00:00,237	76		01:30,907	01:32,784		01:31,777	
19	103	FORNE, Toni	Art Junior	E	ESP	Renault R.S.01	P	01:31,195	01:33,961		00:02,348	00:00,288	51	01:33,935	01:32,578	01:32,216		01:31,195	
20	105	BRAAMS, Max	V8 Racing	F	NLD	Renault R.S.01	P	01:31,562	01:35,397		00:02,715	00:00,367	82			01:33,513	01:34,013	01:31,562	01:32,289
21	109	BOURGOIS, Philippe	ZeZe Racing	F	FRA	Renault R.S.01	P	01:31,649	00:00,000		00:02,802	00:00,087	95	01:33,360		01:32,119	01:34,772	01:31,649	01:32,789
22	104	SITJHOFF, Diederik	V8 Racing	F	NLD	Renault R.S.01	P	01:31,786	03:07,326		00:02,939	00:00,137	126		01:33,026	01:31,786	01:35,644	01:32,450	01:33,923
23	110	SCHOTHORST, Jeroen	Eq.Verschuur	F	NLD	Renault R.S.01	P	01:32,265	01:33,820		00:03,418	00:00,479	119	01:34,252	01:34,037	01:33,406	01:34,343	01:32,265	01:32,932
24	101	COIMBRA, Antonio	Eq.Verschuur	C	POR	Renault R.S.01	P	01:32,878	01:34,704		00:04,031	00:00,613	65		01:32,878	01:34,204			
25	107	BAPTISTA, Adalberto	Oregon Team	C	BRA	Renault R.S.01	P	01:33,062	01:43,705		00:04,215	00:00,184	100	01:34,356	01:34,659	01:33,062			
26	111	HLADIK, Vladimir	ZeZe Racing	B	CZE	Renault R.S.01	P	01:34,295	00:00,000		00:05,448	00:01,233	41	01:34,908	01:34,295				
27	169	SMET, Jurgen	Monlau Comp.	E	SUI	Renault R.S.01	P	01:36,000	00:00,000		00:07,153	00:01,705	65	01:36,774	01:40,071	01:36,000			01:37,281

Circuit de la C. Valenciana

Oficial provisional Oficial definitiva

Longitud: 4005 m.

Pag.1

Presidente del Jurado

Hora aprobación:

Director de carrera:

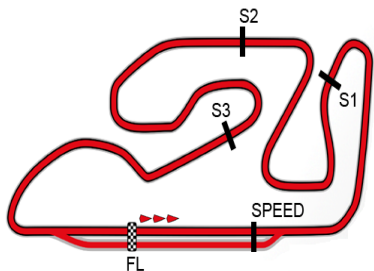
Hora publicación:

Cronometrador

Hora impresión: 15/05/2015 18:59:42



CRONOCIRCUIT: oscar.gutierrez@circuitvalencia.com



Circuit de la C.Valenciana

13 - 15 May 2015

Circuit de la C.Valenciana

TEST RENAULT SPORT TROPHY

CLASIFICACION Combined

OR	Dor	Nombre	Club	GRP	Res.	Marca	Categoría	Tiempo VR	Tiempo T.	Pen.	Dif.1º	Dif. Ant.	V.	Sesión 1	Sesión 2	Sesión 3	Sesión 4	Sesión 5	Sesión 6
1	108	CAPITANIO,Dario	Oregon Team		ITA	Renault R.S.01	P	01:29,906	00:00,000				114	01:30,806	01:31,158		01:32,704	01:29,906	01:32,277
2	102	GONDA,Richard	Art Junior		SVK	Renault R.S.01	P	01:30,003	01:31,588			00:00,097	68	01:31,307		01:31,611		01:30,003	01:31,413
3	204	FORSMAN,Philip	V8 Racing			Renault R.S.01	P	01:30,574	00:00,000			00:00,571	68		01:32,865	01:31,518	01:32,982	01:30,574	
4	106	NALIO,Niccolò	Oregon Team		ITA	Renault R.S.01	P	01:30,582	03:04,839			00:00,008	113	01:31,006	01:31,727		01:32,211	01:30,582	01:32,310
5	103	FORNE,Toni	Art Junior		ESP	Renault R.S.01	P	01:31,195	01:33,961			00:00,613	51	01:33,935	01:32,578	01:32,216		01:31,195	
6	105	BRAAMS,Max						01:31,562	01:35,397			00:00,367	82			01:33,513	01:34,013	01:31,562	01:32,289
7	109	BOURGOIS,Philippe	ZeLe Racing		FRA	Renault R.S.01	P	01:31,649	00:00,000			00:00,087	95	01:33,360		01:32,119	01:34,772	01:31,649	01:32,789
8	104	SITJHOFF,Diederik	V8 Racing		NLD	Renault R.S.01	P	01:31,786	03:07,326			00:00,137	126		01:33,026	01:31,786	01:35,644	01:32,450	01:33,923
9	110	SCHOTHORST,Jeroen	Eq.Verschuur		NLD	Renault R.S.01	P	01:32,265	01:33,820			00:00,479	119	01:34,252	01:34,037	01:33,406	01:34,343	01:32,265	01:32,932
10	101	COIMBRA,Antonio	Eq.Verschuur		POR	Renault R.S.01	P	01:32,878	01:34,704		00:00,613	00:00,613	65		01:32,878	01:34,204			
11	107	BAPTISTA,Adalberto	Oregon Team		BRA	Renault R.S.01	P	01:33,062	01:43,705		00:00,797	00:00,184	100	01:34,356	01:34,659	01:33,062			
12	111	HLADIK,Vladimir	ZeLe Racing		CZE	Renault R.S.01	P	01:34,295	00:00,000		00:02,030	00:01,233	41	01:34,908	01:34,295				
13	169	SMET,Jurgen	Monlau Comp.		SUI	Renault R.S.01	P	01:36,000	00:00,000		00:03,735	00:01,705	65	01:36,774	01:40,071	01:36,000		01:37,281	

Circuit de la C.Valenciana

Oficial provisional Oficial definitiva

Longitud: 4005 m.

Pag.1

Presidente del Jurado

Hora aprobación:

Director de carrera:

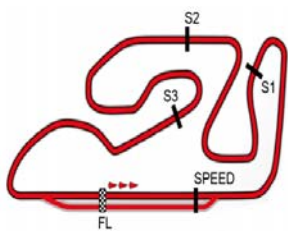
Hora publicación:

Cronometrador

Hora impresión: 15/05/2015 18:12:40



CRONOCIRCUIT: oscar.gutierrez@circuitvalencia.com



Circuit de la C. Valenciana

13 - 15 May 2015

Circuit de la C. Valenciana

TEST RENAULT SPORT TROPHY

VUELTA A VUELTA SECTORES 2nd Collective Test 15

2 - PIZZITOLA, Andrea							P.Vmax: 5	T. Ideal: 01:30,413
V. Tiempo	Sector 1	Sector 2	Sector 3	Sector 4	V.Max	Hora		
1	START	01:01,29	00:28,261	00:22,949	00:25,342			15:02:44
2	01:33,982	00:21,581	00:25,668	00:21,759	00:24,974	244,90		15:04:18
3	01:39,015	00:20,337	00:29,133	00:23,512	00:26,033	246,58		15:05:57
4	01:31,220	00:20,377	00:25,031	00:21,022	00:24,790	244,90		15:07:29
5	01:31,393	00:20,405	00:24,881	00:21,151	00:24,956	245,73		15:09:00
6	01:31,816	00:20,441	00:24,957	00:21,246	00:25,172	244,07		15:10:32
7	PIT	00:22,048	00:25,073	00:21,403	00:29,469	244,07		15:12:10
8	52:36,191	51:20,616	00:26,252	00:21,626	00:27,697			16:04:46
9	01:30,761	00:20,278	00:24,721	00:21,188	00:24,574	244,90		16:06:17
10	01:31,300	00:20,247	00:25,027	00:21,205	00:24,821	245,73		16:07:48
11	01:31,555	00:20,375	00:25,094	00:21,415	00:24,671	246,58		16:09:20
12	PIT	00:20,790	00:25,429	00:21,676	00:29,589	246,58		16:10:57
13	28:15,763	27:00,871	00:27,281	00:22,010	00:25,601			16:39:13
14	01:30,645	00:20,362	00:24,838	00:20,941	00:24,504	244,90		16:40:44
15	01:31,117	00:20,387	00:25,013	00:21,120	00:24,597	244,90		16:42:15
16	01:31,861	00:20,682	00:25,416	00:21,150	00:24,613	244,90		16:43:47
17	01:32,257	00:20,594	00:25,418	00:21,367	00:24,878	244,90		16:45:19
18	01:31,762	00:20,527	00:25,177	00:21,308	00:24,750	244,90		16:46:51
19	PIT	00:20,484	00:25,510	00:21,564	00:29,200	244,07		16:48:27
20	14:04,567	12:50,274	00:26,882	00:21,795	00:25,616			17:02:32
21	01:32,901	00:20,594	00:25,586	00:21,588	00:25,133	244,07		17:04:05
22	01:32,937	00:20,610	00:25,506	00:21,588	00:25,233	244,90		17:05:38
23	NULL	00:20,826	00:25,488		00:35,285	241,61		17:06:59
24	01:33,966	00:20,582	00:25,632	00:21,661	00:26,091	241,61		17:08:33
25	PIT	00:20,429	00:25,969	00:21,707	00:29,083	244,90		17:10:10

3 - DONTJE, Indy							P.Vmax: 3	T. Ideal: 01:31,058
V. Tiempo	Sector 1	Sector 2	Sector 3	Sector 4	V.Max	Hora		
1	START	01:00,54	00:27,780	00:23,407	00:25,251			15:02:09
2	01:33,286	00:21,668	00:25,525	00:21,391	00:24,702	244,90		15:03:43
3	01:31,576	00:20,458	00:25,147	00:21,349	00:24,622	245,73		15:05:14
4	01:33,993	00:22,726	00:25,094	00:21,292	00:24,881	216,87		15:06:48
5	01:32,121	00:20,539	00:25,191	00:21,504	00:24,887	247,42		15:08:20
6	PIT	00:20,660	00:25,120	00:21,534	00:31,817	244,90		15:10:00
7	20:55,816	19:41,395	00:26,663	00:22,756	00:25,002			15:30:55
8	01:31,344	00:20,582	00:24,918	00:21,180	00:24,664	245,73		15:32:27
9	01:31,557	00:20,378	00:25,155	00:21,162	00:24,862	246,58		15:33:58
10	01:32,407	00:20,860	00:25,173	00:21,600	00:24,774	245,73		15:35:31
11	01:32,470	00:20,704	00:25,226	00:21,514	00:25,026	245,73		15:37:03
12	01:32,941	00:21,005	00:25,333	00:21,538	00:25,065	244,07		15:38:36
13	PIT	00:20,866	00:25,869	00:21,994	00:30,619	245,73		15:40:15
14	20:09,357	18:56,749	00:26,015	00:21,664	00:24,929			16:00:25
15	01:31,299	00:20,566	00:24,960	00:21,173	00:24,600	244,90		16:01:56
16	01:31,441	00:20,413	00:24,965	00:21,308	00:24,755	243,24		16:03:27
17	01:33,057	00:21,209	00:25,661	00:21,370	00:24,817	244,07		16:05:01
18	PIT	00:21,083	00:25,462	00:21,512	00:29,614	244,90		16:06:38
19	12:29,614	11:15,373	00:27,034	00:22,111	00:25,096			16:19:08
20	01:32,884	00:20,844	00:25,430	00:21,636	00:24,974	242,42		16:20:41
21	01:32,968	00:20,863	00:25,205	00:21,420	00:25,480	240,80		16:22:14
22	PIT	00:22,568	00:25,776	00:21,629	00:30,027	230,77		16:23:54
23	24:34,715	23:21,503	00:26,535	00:21,799	00:24,878			16:48:28
24	01:32,066	00:20,615	00:25,055	00:21,302	00:25,094	244,07		16:50:00
25	01:32,380	00:21,269	00:25,167	00:21,179	00:24,765	242,42		16:51:33
26	01:32,097	00:20,615	00:25,182	00:21,353	00:24,947	242,42		16:53:05
27	01:32,402	00:20,506	00:25,121	00:21,763	00:25,012	242,42		16:54:37
28	PIT	00:20,794	00:25,446	00:22,245	00:29,840	243,24		16:56:16
29	20:20,035	19:05,616	00:27,020	00:22,239	00:25,160			17:16:36

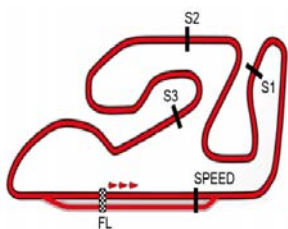
4 - LEO, Federico							P.Vmax: 12	T. Ideal: 01:31,783
V. Tiempo	Sector 1	Sector 2	Sector 3	Sector 4	V.Max	Hora		
1	START	26:36,875	00:27,814	00:22,158	00:24,887			14:27:50
2	01:32,233	00:20,715	00:25,041	00:21,568	00:24,909	244,90		14:29:22
3	01:32,141	00:20,699	00:25,213	00:21,482	00:24,747	243,24		14:30:55
4	PIT	00:20,757	00:25,498	00:22,684	00:30,448	244,07		14:32:34
5	10:14,692	09:02,602	00:25,794	00:21,317	00:24,979			14:42:49
6	01:32,134	00:20,746	00:25,345	00:21,308	00:24,735	242,42		14:44:21
7	PIT	00:20,739	00:25,227	00:21,562	00:30,500	243,24		14:45:59
8	05:28,380	04:16,361	00:25,637	00:21,381	00:25,001			14:51:27
9	PIT	00:20,785	00:25,847	00:21,606	00:30,293	242,42		14:53:06

6 - BACHETA, Luciano							P.Vmax: 5	T. Ideal: 01:32,469
V. Tiempo	Sector 1	Sector 2	Sector 3	Sector 4	V.Max	Hora		
1	START	02:39,08	00:25,922	00:21,452	00:25,227			16:40:20
2	01:33,329	00:20,848	00:25,619	00:21,592	00:25,270	243,24		16:41:53
3	01:33,090	00:20,820	00:25,547	00:21,710	00:25,013	244,07		16:43:26
4	01:33,263	00:20,820	00:25,668	00:21,617	00:25,158	245,73		16:44:59
5	01:33,031	00:20,713	00:25,648	00:21,545	00:25,125	245,73		16:46:32
6	01:33,360	00:20,857	00:25,730	00:21,681	00:25,092	245,73		16:48:06
7	01:33,478	00:20,864	00:25,743	00:21,634	00:25,237	244,07		16:49:39
8	01:32,911	00:20,732	00:25,530	00:21,659	00:24,990	243,24		16:51:12
9	01:33,367	00:20,831	00:25,646	00:21,792	00:25,098	244,07		16:52:45
10	01:33,340	00:20,742	00:25,770	00:21,738	00:25,090	243,24		16:54:19
11	01:33,123	00:20,703	00:25,708	00:21,603	00:25,109	244,07		16:55:52
12	01:33,094	00:20,771	00:25,745	00:21,651	00:24,927	244,90		16:57:25
13	01:32,940	00:20,714	00:25,696	00:21,618	00:24,912	245,73		16:58:58
14	01:33,105	00:20,818	00:25,597	00:21,692	00:24,998	246,58		17:00:31
15	01:33,019	00:20,846	00:25,478	00:21,674	00:25,021	245,73		17:02:04
16	01:33,045	00:20,781	00:25,557	00:21,738	00:24,969	244,90		17:03:37
17	01:33,644	00:20,824	00:25,903	00:21,780	00:25,137	246,58		17:05:11
18	01:33,190	00:20,838	00:25,763	00:21,725	00:24,864	245,73		17:06:44
19	01:32,981	00:20,693	00:25,546	00:21,732	00:25,010	243,24		17:08:17
20	01:33,121	00:20,731	00:25,670	00:21,705	00:25,015	246,58		17:09:50
21	01:33,229	00:20,842	00:25,766	00:21,578	00:25,043	244,07		17:11:23
22	01:33,213	00:20,739	00:25,779	00:21,589	00:25,106	244,07		17:12:56
23	01:32,992	00:20,733	00:25,795	00:21,618	00:24,846	243,24		17:14:29
24	01:32,860	00:20,741	00:25,603	00:21,618	00:24,898	244,90		17:16:02
25	PIT	00:21,211	00:26,931	00:23,233	00:34,688	244,90		17:17:47

8 - FUMANELLI, David							P.Vmax: 5	T. Ideal: 01:32,146
V. Tiempo	Sector 1	Sector 2	Sector 3	Sector 4	V.Max	Hora		
1	START	02:21,14	00:26,182	00:22,373	00:25,642			16:22:27
2	01:34,957	00:21,365	00:25,673	00:22,011	00:25,908	244,90		16:24:02
3	01:33,700	00:21,214	00:25,475	00:21,777	00:25,234	240,80		16:25:36
4	01:33,413	00:20,926	00:25,712	00:21,621	00:25,154	242,42		16:27:09
5	01:33,288	00:20,849	00:25,387	00:21,574	00:25,478	242,42		16:28:42



CROHOCIRCUIT: oscar.gutierrez@circuitvalencia.com



Circuit de la C. Valenciana

13 - 15 May 2015

Circuit de la C. Valenciana

TEST RENAULT SPORT TROPHY

VUELTA A VUELTA SECTORES 2nd Collective Test 15

6	01:33,743	00:20,845	00:25,804	00:21,813	00:25,281	240,80	16:30:16	3	01:34,644	00:20,974	00:25,596	00:22,298	00:25,776	240,80	15:05:03
7	01:33,099	00:20,873	00:25,592	00:21,590	00:25,044	241,61	16:31:49	4	01:34,904	00:21,273	00:25,636	00:21,981	00:26,014	241,61	15:06:38
8	01:33,026	00:20,796	00:25,643	00:21,559	00:25,028	244,07	16:33:22	5	01:47,103	00:21,340	00:28,320	00:27,859	00:29,584	241,61	15:08:25
9	01:33,275	00:20,731	00:25,669	00:21,799	00:25,076	244,07	16:34:56	6	PIT	00:20,992	00:25,458	00:21,914	00:33,606	240,80	15:10:07
10	01:32,943	00:20,729	00:25,617	00:21,485	00:25,112	244,07	16:36:29	7	14:41,792	13:16,320	00:30,662	00:26,323	00:28,487		15:24:49
11	01:33,047	00:20,902	00:25,722	00:21,509	00:24,914	245,73	16:38:02	8	01:40,775	00:23,874	00:27,083	00:23,767	00:26,051	236,84	15:26:30
12	01:32,910	00:20,742	00:25,520	00:21,598	00:25,050	245,73	16:39:34	9	01:38,527	00:22,689	00:26,834	00:22,852	00:26,152	240,00	15:28:08
13	01:32,515	00:20,670	00:25,624	00:21,493	00:24,728	244,90	16:41:07	10	01:38,166	00:22,642	00:26,770	00:23,058	00:25,696	240,00	15:29:46
14	01:32,868	00:20,592	00:25,634	00:21,586	00:25,056	245,73	16:42:40	11	01:37,436	00:22,204	00:26,292	00:22,915	00:26,025	241,61	15:31:24
15	01:33,153	00:20,581	00:26,037	00:21,450	00:25,085	246,58	16:44:13	12	01:37,072	00:22,547	00:26,232	00:22,831	00:25,462	241,61	15:33:01
16	01:32,906	00:20,715	00:25,747	00:21,507	00:24,937	245,73	16:45:46	13	01:38,284	00:22,315	00:27,001	00:22,616	00:26,352	243,24	15:34:39
17	01:33,136	00:20,768	00:25,774	00:21,514	00:25,080	246,58	16:47:19	14	01:36,085	00:22,206	00:26,145	00:22,258	00:25,476	241,61	15:36:15
18	01:32,783	00:20,702	00:25,661	00:21,495	00:24,925	245,73	16:48:52	15	01:36,561	00:22,085	00:26,310	00:22,235	00:25,931	244,90	15:37:52
19	01:32,789	00:20,609	00:25,631	00:21,522	00:25,027	244,90	16:50:25	16	01:36,579	00:22,326	00:26,120	00:22,157	00:25,976	243,24	15:39:28
20	01:32,984	00:20,682	00:25,759	00:21,667	00:24,876	242,42	16:51:58	17	01:36,555	00:22,175	00:26,349	00:22,145	00:25,886	242,42	15:41:05
21	01:32,791	00:20,640	00:25,610	00:21,768	00:24,773	245,73	16:53:30	18	01:36,715	00:22,276	00:26,156	00:22,389	00:25,894	242,42	15:42:41
22	01:33,144	00:20,726	00:25,671	00:21,727	00:25,020	244,90	16:55:04	19	01:36,248	00:21,953	00:26,351	00:22,252	00:25,692	240,80	15:44:18
23	01:33,176	00:20,788	00:25,645	00:21,773	00:24,970	245,73	16:56:37	20	01:36,588	00:22,279	00:26,305	00:22,487	00:25,517	242,42	15:45:54
24	01:33,430	00:20,720	00:25,580	00:21,645	00:25,485	246,58	16:58:10	21	PIT	00:21,969	00:26,472	00:22,269	00:38,564	244,07	15:47:44
25	PIT	00:20,896	00:26,848	00:22,078	00:30,578	243,24	16:59:51								

9 - GHIRELLI, Vittorio P.Vmax: 1 T. Ideal: 01:30,821

V. Tiempo	Sector 1	Sector 2	Sector 3	Sector 4	V.Max	Hora
1	START	01:53,09	00:27,276	00:22,191	00:25,277	15:54:23
2	01:31,903	00:20,913	00:25,112	00:21,181	00:24,697	245,73 15:55:55
3	01:30,821	00:20,351	00:24,830	00:21,125	00:24,515	248,28 15:57:26
4	01:31,467	00:20,536	00:24,978	00:21,202	00:24,751	247,42 15:58:57
5	01:31,674	00:20,485	00:25,111	00:21,357	00:24,721	246,58 16:00:29
6	01:32,185	00:20,424	00:25,259	00:21,643	00:24,859	245,73 16:02:01
7	01:32,604	00:20,675	00:25,326	00:21,637	00:24,966	245,73 16:03:34
8	01:33,105	00:21,062	00:25,431	00:21,630	00:24,982	244,90 16:05:07
9	01:32,721	00:20,460	00:25,637	00:21,600	00:25,024	247,42 16:06:39
10	01:32,697	00:20,698	00:25,472	00:21,563	00:24,964	247,42 16:08:12
11	PIT	00:20,754	00:25,529	00:21,625	00:29,227	247,42 16:09:49

102 - GONDA, Richard P.Vmax: 5 T. Ideal: 01:31,117

V. Tiempo	Sector 1	Sector 2	Sector 3	Sector 4	V.Max	Hora
1	START	01:29:32	00:30,199	00:22,393	00:25,416	15:30:49
2	01:31,663	00:20,538	00:25,070	00:21,263	00:24,792	245,73 15:32:20
3	01:33,017	00:20,666	00:25,303	00:21,461	00:25,587	245,73 15:33:53
4	01:45,117	00:20,437	00:28,663	00:29,548	00:26,469	243,24 15:35:38
5	01:31,413	00:20,384	00:25,050	00:21,283	00:24,696	246,58 15:37:10
6	01:32,674	00:20,607	00:25,559	00:21,507	00:25,001	246,58 15:38:42
7	PIT	00:20,581	00:25,681	00:21,837	00:30,787	244,90 15:40:21
8	01:45:06,048	01:43:51	00:27,244	00:21,722	00:25,291	17:25:27
9	01:32,195	00:20,790	00:25,422	00:21,154	00:24,829	240,80 17:27:00
10	01:32,448	00:20,640	00:25,496	00:21,381	00:24,931	240,80 17:28:32
11	01:32,740	00:20,725	00:25,612	00:21,517	00:24,886	240,00 17:30:05
12	PIT	00:20,696	00:25,674	00:21,290	00:29,030	240,00 17:31:41
13	14:57,169	13:38,753	00:29,343	00:23,436	00:25,637	17:46:39
14	01:32,063	00:20,455	00:25,557	00:21,244	00:24,807	241,61 17:48:11
15	01:32,070	00:20,473	00:25,584	00:21,069	00:24,944	240,80 17:49:43
16	01:32,410	00:20,499	00:25,638	00:21,310	00:24,963	241,61 17:51:15
17	PIT	00:20,783	00:25,526	00:21,275	00:28,940	242,42 17:52:52
18	05:42,393	04:28,033	00:26,844	00:22,427	00:25,089	17:58:34
19	01:31,588	00:20,326	00:25,368	00:21,143	00:24,751	243,24 18:00:06

104 - SITJHOFF, Diederik P.Vmax: 12 T. Ideal: 01:33,354

V. Tiempo	Sector 1	Sector 2	Sector 3	Sector 4	V.Max	Hora
1	START	01:00:41	00:27,147	00:22,258	00:25,373	15:01:54
2	01:33,923	00:21,227	00:25,774	00:21,718	00:25,204	241,61 15:03:28

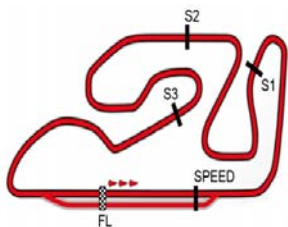
105 - BRAAMS, Max P.Vmax: 14 T. Ideal: 01:32,183

V. Tiempo	Sector 1	Sector 2	Sector 3	Sector 4	V.Max	Hora
1	START	25:13,194	00:30,455	00:26,627	00:26,839	14:26:36
2	01:34,741	00:21,869	00:25,874	00:21,587	00:25,411	240,80 14:28:10
3	01:33,527	00:21,342	00:25,531	00:21,762	00:24,892	241,61 14:29:44
4	01:34,219	00:21,404	00:26,141	00:21,501	00:25,173	240,80 14:31:18
5	01:33,774	00:21,313	00:25,519	00:21,634	00:25,308	242,42 14:32:52
6	01:34,339	00:21,390	00:25,735	00:21,915	00:25,299	240,00 14:34:26
7	01:34,262	00:21,344	00:25,846	00:21,791	00:25,281	240,80 14:36:00
8	PIT	00:21,140	00:26,221	00:21,781	00:29,373	240,80 14:37:39
9	06:58,989	05:41,091	00:28,435	00:23,325	00:26,138	14:44:38
10	01:33,892	00:21,584	00:25,991	00:21,377	00:24,940	238,41 14:46:12
11	01:32,289	00:21,168	00:25,074	00:21,163	00:24,884	239,20 14:47:44
12	01:32,910	00:21,106	00:25,335	00:21,430	00:25,039	239,20 14:49:17
13	01:34,073	00:21,062	00:25,320	00:21,517	00:26,174	239,20 14:50:51
14	PIT	00:21,524	00:34,299	00:24,034	00:36,383	239,20 14:52:47

106 - NALIO, Niccolò P.Vmax: 9 T. Ideal: 01:32,159

V. Tiempo	Sector 1	Sector 2	Sector 3	Sector 4	V.Max	Hora
1	START	01:58:39	00:28,863	00:25,584	00:27,984	16:00:00
2	01:33,395	00:21,138	00:25,457	00:21,550	00:25,250	241,61 16:01:34
3	01:32,734	00:20,985	00:25,412	00:21,400	00:24,937	242,42 16:03:06
4	01:32,310	00:20,883	00:25,423	00:21,264	00:24,740	241,61 16:04:39
5	01:32,788	00:20,876	00:25,556	00:21,519	00:24,837	243,24 16:06:11
6	01:32,830	00:20,747	00:25,501	00:21,469	00:25,113	243,24 16:07:44
7	01:33,443	00:20,837	00:25,741	00:21,716	00:25,149	244,07 16:09:18
8	01:32,973	00:20,743	00:25,504	00:21,543	00:25,183	244,90 16:10:51
9	01:33,554	00:20,920	00:25,736	00:21,772	00:25,126	244,90 16:12:24
10	01:33,815	00:21,066	00:25,651	00:21,783	00:25,315	244,90 16:13:58
11	01:34,047	00:20,958	00:25,850	00:22,046	00:25,193	245,73 16:15:32
12	01:34,101	00:21,163	00:25,676	00:21,810	00:25,452	244,90 16:17:06
13	01:37,067	00:20,934	00:28,588	00:21,841	00:25,704	244,90 16:18:43
14	01:34,426	00:21,429	00:25,915	00:22,002	00:25,080	242,42 16:20:18
15	01:34,321	00:21,146	00:25,602	00:21,938	00:25,635	241,61 16:21:52
16	01:34,794	00:21,250	00:26,118	00:22,095	00:25,331	241,61 16:23:27
17	01:34,425	00:21,244	00:26,172	00:21,901	00:25,108	243,24 16:25:01
18	01:34,674	00:21,313	00:26,017	00:22,045	00:25,299	241,61 16:26:36
19	01:34,181	00:21,042	00:26,000	00:21,904	00:25,235	242,42 16:28:10
20	01:34,402	00:21,419	00:25,912	00:21,869	00:25,202	242,42 16:29:45
21	01:33,937	00:21,043	00:25,755	00:21,848	00:25,291	241,61 16:31:18





Circuit de la C. Valenciana

TEST RENAULT SPORT TROPHY

VUELTA A VUELTA SECTORES 2nd Collective Test 15

22	01:34,112	00:20,962	00:25,947	00:21,693	00:25,510	242,42	16:32:53	3	01:34,059	00:21,301	00:25,759	00:21,872	00:25,127	245,73	14:05:34
23	01:34,440	00:21,215	00:25,978	00:21,946	00:25,301	241,61	16:34:27	4	01:33,498	00:21,146	00:25,592	00:21,667	00:25,093	244,90	14:07:08
24	01:33,936	00:21,042	00:25,882	00:21,876	00:25,136	243,24	16:36:01	5	01:32,932	00:21,000	00:25,475	00:21,584	00:24,873	244,07	14:08:41
25	PIT	00:21,037	00:26,011	00:22,031	00:28,433	243,24	16:37:38	6	01:34,227	00:20,878	00:26,282	00:21,899	00:25,168	244,07	14:10:15
108 - CAPITANIO,Dario								7 PIT							
P.Vmax: 1								T. Ideal: 01:32,273							

V. Tiempo	Sector 1	Sector 2	Sector 3	Sector 4	V.Max	Hora
1	START	01:40,46	00:28,114	00:22,732	00:25,529	15:42:02
2	01:33,918	00:21,442	00:25,801	00:21,684	00:24,991	243,24 15:43:36
3	01:32,277	00:20,736	00:25,220	00:21,395	00:24,926	244,07 15:45:08
4	01:32,393	00:20,798	00:25,277	00:21,396	00:24,922	242,42 15:46:40
5	01:33,002	00:20,834	00:25,414	00:21,726	00:25,028	244,07 15:48:13
6	01:33,095	00:20,902	00:25,458	00:21,611	00:25,124	245,73 15:49:46
7	01:33,423	00:21,083	00:25,649	00:21,660	00:25,031	244,90 15:51:20
8	01:33,566	00:20,933	00:25,660	00:21,797	00:25,176	242,42 15:52:53
9	01:34,190	00:21,127	00:25,810	00:22,062	00:25,191	246,58 15:54:28
10	01:34,122	00:21,166	00:25,751	00:21,746	00:25,459	244,90 15:56:02
11	01:35,027	00:21,701	00:25,989	00:22,076	00:25,261	234,53 15:57:37
12	01:34,332	00:21,197	00:25,642	00:21,950	00:25,543	245,73 15:59:11
13	01:34,113	00:21,095	00:25,767	00:22,096	00:25,155	243,24 16:00:45
14	01:34,168	00:21,124	00:25,866	00:22,059	00:25,119	244,07 16:02:19
15	01:34,120	00:21,092	00:25,853	00:22,048	00:25,127	244,07 16:03:53
16	01:34,635	00:21,171	00:26,096	00:21,930	00:25,438	244,07 16:05:28
17	01:34,526	00:21,292	00:25,919	00:21,979	00:25,336	244,90 16:07:03
18	01:34,100	00:20,865	00:25,921	00:21,801	00:25,513	246,58 16:08:37
19	01:34,478	00:21,114	00:25,877	00:22,033	00:25,454	244,90 16:10:11
20	01:34,228	00:21,127	00:25,998	00:21,913	00:25,190	246,58 16:11:45
21	01:34,104	00:21,102	00:25,940	00:21,897	00:25,165	246,58 16:13:19
22	01:34,510	00:21,160	00:25,964	00:22,059	00:25,327	248,28 16:14:54
23	01:34,420	00:21,290	00:25,921	00:21,868	00:25,341	247,42 16:16:28
24	01:34,102	00:21,019	00:25,924	00:21,852	00:25,307	246,58 16:18:03
25	PIT	00:21,361	00:25,982	00:21,778	00:29,260	246,58 16:19:41

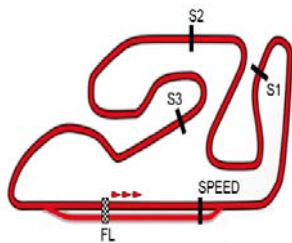
109 - BOURGOIS,Philippe

V. Tiempo	Sector 1	Sector 2	Sector 3	Sector 4	V.Max	Hora
1	START	46:55,765	00:31,881	00:26,442	00:29,308	14:48:22
2	01:41,543	00:23,266	00:28,161	00:23,614	00:26,502	238,41 14:50:03
3	01:37,818	00:22,144	00:26,958	00:22,765	00:25,951	241,61 14:51:41
4	01:34,766	00:21,439	00:26,197	00:21,995	00:25,135	242,42 14:53:16
5	01:34,189	00:21,389	00:25,808	00:21,771	00:25,221	246,58 14:54:50
6	01:33,379	00:20,887	00:25,726	00:21,694	00:25,072	246,58 14:56:24
7	01:32,789	00:20,581	00:25,431	00:21,694	00:25,083	247,42 14:57:56
8	01:33,359	00:21,010	00:25,617	00:21,613	00:25,119	247,42 14:59:30
9	01:33,509	00:20,980	00:25,908	00:21,663	00:24,958	247,42 15:01:03
10	01:34,759	00:21,234	00:26,194	00:22,008	00:25,323	244,90 15:02:38
11	01:34,701	00:20,912	00:25,862	00:22,005	00:25,922	245,73 15:04:13
12	01:34,631	00:21,140	00:26,050	00:21,917	00:25,524	244,90 15:05:47
13	01:34,113	00:21,023	00:25,812	00:22,061	00:25,217	245,73 15:07:21
14	01:39,321	00:21,059	00:25,814	00:22,413	00:30,035	247,42 15:09:01
15	01:33,950	00:21,261	00:25,569	00:21,659	00:25,461	246,58 15:10:35
16	01:33,265	00:20,720	00:25,682	00:21,721	00:25,142	245,73 15:12:08
17	01:33,553	00:20,654	00:25,712	00:21,881	00:25,306	247,42 15:13:41
18	01:33,753	00:20,901	00:25,764	00:21,971	00:25,117	245,73 15:15:15
19	01:34,558	00:21,513	00:25,812	00:21,982	00:25,251	247,42 15:16:50
20	01:34,556	00:20,889	00:25,823	00:22,106	00:25,738	247,42 15:18:24
21	PIT	00:21,243	00:25,762	00:23,898	00:57,642	246,58 15:20:33

110 - SCHOTHORST,Jeroen

V. Tiempo	Sector 1	Sector 2	Sector 3	Sector 4	V.Max	Hora
1	START	01:04,555	00:29,484	00:24,243	00:28,610	14:02:25
2	01:35,036	00:22,028	00:25,896	00:21,817	00:25,295	236,84 14:04:00





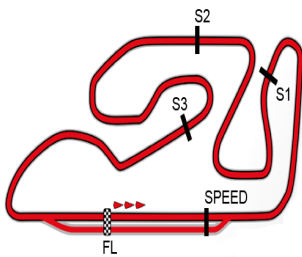
Circuit de la C.Valenciana

TEST RENAULT SPORT TROPHY

Velocidades máximas 2nd Collective Test 15

Piloto	Nacionalidad/Res.	Marca	Mejores 5 velocidades máx.					Media	Máx.
108 CAPITANIO,Dario	ITA	Renault R.S.01	248,3	247,4	246,6	246,6	246,6	247,1	248,3
9 GHIRELLI,Vittorio	ITA	Renault R.S.01	248,3	247,4	247,4	247,4	247,4	247,6	248,3
109 BOURGOIS,Philippe	FRA	Renault R.S.01	247,4	247,4	247,4	247,4	247,4	247,4	247,4
3 DONTJE,Indy	NLD	Renault R.S.01	247,4	246,6	245,7	245,7	245,7	246,2	247,4
102 GONDA,Richard	SVK	Renault R.S.01	246,6	246,6	245,7	245,7	244,9	245,9	246,6
8 FUMANELLI,David	ITA	Renault R.S.01	246,6	246,6	246,6	245,7	245,7	246,2	246,6
6 BACHETA,Luciano	GBR	Renault R.S.01	246,6	246,6	246,6	245,7	245,7	246,2	246,6
2 PIZZITOLA,Andrea	FRA	Renault R.S.01	246,6	246,6	246,6	245,7	245,7	246,2	246,6
205 GEERTS,Roy		Renault R.S.01	245,7	244,9	244,1	244,1	244,1	244,6	245,7
110 SCHOTHORST,Jeroen	NLD	Renault R.S.01	245,7	244,9	244,9	244,1	244,1	244,7	245,7
106 NALIO,Niccolò	ITA	Renault R.S.01	245,7	244,9	244,9	244,9	244,9	245,1	245,7
104 SITJHOFF,Diederik	NLD	Renault R.S.01	244,9	244,1	243,2	243,2	242,4	243,6	244,9
4 LEO,Federico	ITA	Renault R.S.01	244,9	244,1	243,2	243,2	242,4	243,6	244,9
105 BRAAMS,Max	NLD	Renault R.S.01	242,4	241,6	240,8	240,8	240,8	241,3	242,4





Circuit de la C. Valenciana
TEST RENAULT SPORT TROPHY
ANALISIS PIT 2nd Collective Test 15

2 PIZZITOLA,Andrea Team Art Junior				15:47:44,100 ...	21
Num. P. 4				Total in PIT: 00:12:49,211	
Time IN	Time OUT	GAP	Lap		
15:12:10,378	16:03:10,335	00:50:59,957	7		
16:10:57,669	16:37:37,247	00:26:39,578	12		
16:48:27,832	17:00:51,966	00:12:24,134	19		
17:10:10,990	...		25		
Num. P. 4				Total in PIT: 01:30:03,669	
3 DONTJE,Indy Team Art Junior					
Time IN	Time OUT	GAP	Lap		
15:10:00,008	15:29:19,076	00:19:19,068	6		
15:40:15,891	15:58:50,925	00:18:35,034	13		
16:06:38,716	16:17:32,178	00:10:53,462	18		
16:23:54,182	16:46:52,639	00:22:58,457	22		
16:56:16,167	17:14:59,812	00:18:43,645	28		
17:22:50,910	17:35:36,431	00:12:45,521	33		
17:43:27,568	17:54:51,041	00:11:23,473	38		
Num. P. 7				Total in PIT: 01:54:38,660	
4 LEO,Federico Team V8 Racing					
Time IN	Time OUT	GAP	Lap		
14:32:34,415	14:41:15,978	00:08:41,563	4		
14:45:59,269	14:49:54,988	00:03:55,719	7		
14:53:06,180	...		9		
Num. P. 3				Total in PIT: 00:12:37,282	
6 BACHETA,Luciano Team Oregon Team					
Time IN	Time OUT	GAP	Lap		
17:17:47,829	...		25		
Num. P. 1				Total in PIT:	
8 FUMANELLI,David Team Oregon Team					
Time IN	Time OUT	GAP	Lap		
16:59:51,050	...		25		
Num. P. 1				Total in PIT:	
9 GHIRELLI,Vittorio Team Zele Racing					
Time IN	Time OUT	GAP	Lap		
16:09:49,744	...		11		
Num. P. 1				Total in PIT:	
102 GONDA,Richard Team Art Junior					
Time IN	Time OUT	GAP	Lap		
15:40:21,861	17:23:51,317	01:43:29,456	7		
17:31:41,982	17:56:59,759	00:25:17,777	12		
Num. P. 2				Total in PIT: 02:08:47,233	
104 SITJHOFF,Diederik Team V8 Racing					
Time IN	Time OUT	GAP	Lap		
15:10:07,443	15:22:56,654	00:12:49,211	6		
105 BRAAMS,Max Team V8 Racing					
Time IN	Time OUT	GAP	Lap		
14:37:39,412	14:42:56,403	00:05:16,991	8		
14:52:47,805	...		14		
Num. P. 2				Total in PIT: 00:05:16,991	
106 NALIO,Niccolò Team Oregon Team					
Time IN	Time OUT	GAP	Lap		
16:37:38,953	...		25		
Num. P. 1				Total in PIT:	
108 CAPITANO,Dario Team Oregon Team					
Time IN	Time OUT	GAP	Lap		
16:19:41,403	...		25		
Num. P. 1				Total in PIT:	
109 BOURGOIS,Philippe Team Zele Racing					
Time IN	Time OUT	GAP	Lap		
15:20:33,373	...		21		
Num. P. 1				Total in PIT:	
110 SCHOTHORST,Jeroen Team Eq.Verschuur					
Time IN	Time OUT	GAP	Lap		
14:11:57,611	...		7		
Num. P. 1				Total in PIT:	
205 GEERTS,Roy Team V8 Racing					
Time IN	Time OUT	GAP	Lap		
15:13:51,560	15:18:52,805	00:05:01,245	8		
15:28:57,841	...		14		
Num. P. 2				Total in PIT: 00:05:01,245	