

TEST RENAULT SPORT TROPHY

13 - 15 May 2015

Length: 4005 metros

Results

2nd

Collective Test 14

Pos.	N.	Driver	Team	Car	Nat.	Best Lap	iL	Laps	Gap	Interval	Speed	Cat.	Gr.
1	11	SCHOTHORST,Bas	ZeLe Racing	Renault R.S.01	NLD	01:31,144	3	6			158,19	E	
2	269	AICART,JMP	Monlau Comp.	Renault R.S.01	ESP	01:31,248	2	6	00:00,104	00:00,104	158,01	E	
3	10	SCHOTHORST,Steijn	Eq.Verschuur	Renault R.S.01	NLD	01:31,303	9	9	00:00,159	00:00,055	157,91	E	
4	5	PASTORELL,Nicky	V8 Racing	Renault R.S.01	ITA	01:31,714	6	12	00:00,570	00:00,411	157,21	E	
5	9	GHIARELLI,Vittorio	ZeLe Racing	Renault R.S.01	ITA	01:31,964	3	7	00:00,820	00:00,250	156,78	E	
6	205	GEERTS,Roy	V8 Racing	Renault R.S.01		01:32,176	2	13	00:01,032	00:00,212	156,42	E	
7	106	NALIO,Niccolò	Oregon Team	Renault R.S.01	ITA	01:32,211	8	13	00:01,067	00:00,035	156,36	P	
8	4	LEO,Federico	V8 Racing	Renault R.S.01	ITA	01:32,620	3	4	00:01,476	00:00,409	155,67	E	
9	108	CAPITANIO,Dario	Oregon Team	Renault R.S.01	ITA	01:32,704	4	6	00:01,560	00:00,084	155,53	P	
10	204	FORSMAN,Philip	V8 Racing	Renault R.S.01		01:32,982	10	13	00:01,838	00:00,278	155,06	P	
11	105	BRAAMS,Max	V8 Racing	Renault R.S.01	NLD	01:34,013	9	19	00:02,869	00:01,031	153,36	P	
12	110	SCHOTHORST,Jeroen	Eq.Verschuur	Renault R.S.01	NLD	01:34,343	12	13	00:03,199	00:00,330	152,83	P	
13	2	PIZZITOLA,Andrea	Art Junior	Renault R.S.01	FRA	01:34,622	4	11	00:03,478	00:00,279	152,37	E	
14	109	BOURGOIS,Philippe	ZeLe Racing	Renault R.S.01	FRA	01:34,772	3	4	00:03,628	00:00,150	152,13	P	
15	104	SITJHOFF,Diederik	V8 Racing	Renault R.S.01	NLD	01:35,644	3	18	00:04,500	00:00,872	150,75	P	
16	102	GONDA,Richard	Art Junior	Renault R.S.01	SVK	START		4				P	

Circuit de la C.Valenciana

Final Official

Provisional Official

Length: 4005 m. Hour: 13:59

JURY:

C.of the Course:

C.Timekeeper:

Hour:

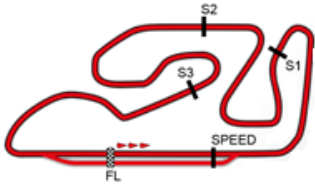
Hour:

Hour: 18:03:03



CROHOCIRCUIT: oscar.gutierrez@circuitvalencia.com

Master Timing, Sport Timing Systems, www.mastertiming.es www.cronline.es by Eventronic www.eventronic.es 19FJAP63



TEST RENAULT SPORT TROPHY

13 - 15 May 2015

Length: 4005 metros

Results

2nd

Collective Test 14

Pos.	N.	Driver	Team	Car	Nat.	Best Lap	iL	Laps	Gap	Interval	Speed	Cat.	Gr.
Categoría: E													
1	11	SCHOTHORST,Bas	ZeZe Racing	Renault R.S.01	NLD	01:31,144	3	6			158,19	E	
2	269	AICART,JMP	Monlau Comp.	Renault R.S.01	ESP	01:31,248	2	6	00:00,104	00:00,104	158,01	E	
3	10	SCHOTHORST,Steijn	Eq.Verschuur	Renault R.S.01	NLD	01:31,303	9	9	00:00,159	00:00,055	157,91	E	
4	5	PASTORELL,Nicky	V8 Racing	Renault R.S.01	ITA	01:31,714	6	12	00:00,570	00:00,411	157,21	E	
5	9	GHIRELLI,Vittorio	ZeZe Racing	Renault R.S.01	ITA	01:31,964	3	7	00:00,820	00:00,250	156,78	E	
6	205	GEERTS,Roy	V8 Racing	Renault R.S.01		01:32,176	2	13	00:01,032	00:00,212	156,42	E	
7	4	LEO,Federico	V8 Racing	Renault R.S.01	ITA	01:32,620	3	4	00:01,476	00:00,444	155,67	E	
8	2	PIZZITOLA,Andrea	Art Junior	Renault R.S.01	FRA	01:34,622	4	11	00:03,478	00:02,002	152,37	E	
Categoría: P													
1	106	NALIO,Niccolò	Oregon Team	Renault R.S.01	ITA	01:32,211	8	13			156,36	P	
2	108	CAPITANIO,Dario	Oregon Team	Renault R.S.01	ITA	01:32,704	4	6	00:00,493	00:00,493	155,53	P	
3	204	FORSMAN,Philip	V8 Racing	Renault R.S.01		01:32,982	10	13	00:00,771	00:00,278	155,06	P	
4	105	BRAAMS,Max	V8 Racing	Renault R.S.01	NLD	01:34,013	9	19	00:01,802	00:01,031	153,36	P	
5	110	SCHOTHORST,Jeroen	Eq.Verschuur	Renault R.S.01	NLD	01:34,343	12	13	00:02,132	00:00,330	152,83	P	
6	109	BOURGOIS,Philippe	ZeZe Racing	Renault R.S.01	FRA	01:34,772	3	4	00:02,561	00:00,429	152,13	P	
7	104	SITJHOFF,Diederik	V8 Racing	Renault R.S.01	NLD	01:35,644	3	18	00:03,433	00:00,872	150,75	P	
8	102	GONDA,Richard	Art Junior	Renault R.S.01	SVK	START		4				P	

Circuit de la C.Valenciana

Final Official

Provisional Official

Length: 4005 m. Hour: 13:59

JURY:

C.of the Course:

C.Timekeeper:

Hour:

Hour:

Hour: 18:03:41



CRONOCIRCUIT: oscar.gutierrez@circuitvalencia.com

Master Timing, Sport Timing Systems, www.mastertiming.es www.cronoline.es by Eventronic www.eventronic.es 19FJAP63



TEST RENAULT SPORT TROPHY

13 - 15 May 2015

Circuit de la C.Valenciana
Length: 4005 metros

COMBINED

Collective Test 14

Pos.	N.	Driver	Team	Car	Nat.	Time	Gap	Qualif. 1	iL	nL	Qualif. 2	iL	nL	TL	Cat.
1	10	SCHOTHORST,Steijn	Eq.Verschuur	Renault R.S.01	NLD	01:29,473		01:29,473	24	28	01:31,303	9	9	37	E
2	11	SCHOTHORST,Bas	ZeLe Racing	Renault R.S.01	NLD	01:29,602	00:00,129	01:29,602	19	30	01:31,144	3	6	36	E
3	8	FUMANELLI,David	Oregon Team	Renault R.S.01	ITA	01:29,653	00:00,180	01:29,653	16	20				20	E
4	3	DONTJE,Indy	Art Junior	Renault R.S.01	NLD	01:29,945	00:00,472	01:29,945	4	5				5	E
5	7	HELLMEISTER,Alan	Oregon Team	Renault R.S.01	BRA	01:30,204	00:00,731	01:30,204	8	39				39	E
6	9	GHIRELLI,Vittorio	ZeLe Racing	Renault R.S.01	ITA	01:30,244	00:00,771	01:30,244	13	23	01:31,964	3	7	30	E
7	6	BACHETA,Luciano	Oregon Team	Renault R.S.01	GBR	01:30,329	00:00,856	01:30,329	12	31				31	E
8	205	GEERTS,Roy	V8 Racing	Renault R.S.01		01:30,882	00:01,409	01:30,882	15	19	01:32,176	2	13	32	E
9	4	LEO,Federico	V8 Racing	Renault R.S.01	ITA	01:30,964	00:01,491	01:30,964	3	11	01:32,620	3	4	15	E
10	5	PASTORELL,Nicky	V8 Racing	Renault R.S.01	ITA	01:31,021	00:01,548	01:31,021	5	27	01:31,714	6	12	39	E
11	1	RAMOS,Miguel	Eq.Verschuur	Renault R.S.01	POR	01:31,166	00:01,693	01:31,166	28	31				31	E
12	269	AICART,JMP	Monlau Comp.	Renault R.S.01	ESP	01:31,248	00:01,775	01:31,960	3	4	01:31,248	2	6	10	E
13	204	FORSMAN,Philip	V8 Racing	Renault R.S.01		01:31,518	00:02,045	01:31,518	3	14	01:32,982	10	13	27	P
14	102	GONDA,Richard	Art Junior	Renault R.S.01	SVK	01:31,611	00:02,138	01:31,611	8	21				21	P
15	104	SITJHOFF,Diederik	V8 Racing	Renault R.S.01	NLD	01:31,786	00:02,313	01:31,786	15	18	01:35,644	3	18	36	P
16	109	BOURGOIS,Philippe	ZeLe Racing	Renault R.S.01	FRA	01:32,119	00:02,646	01:32,119	17	21	01:34,772	3	4	25	P
17	106	NALIO,Niccolò	Oregon Team	Renault R.S.01	ITA	01:32,211	00:02,738				01:32,211	8	13	13	P
18	103	FORNE,Toni	Art Junior	Renault R.S.01	ESP	01:32,216	00:02,743	01:32,216	3	10				10	P
19	108	CAPITANIO,Dario	Oregon Team	Renault R.S.01	ITA	01:32,704	00:03,231				01:32,704	4	6	6	P
20	69	FONT,Jaume	Monlau Comp.	Renault R.S.01	ESP	01:32,784	00:03,311	01:32,784	11	21				21	E
21	107	BAPTISTA,Adalberto	Oregon Team	Renault R.S.01	BRA	01:33,062	00:03,589	01:33,062	10	36				36	P
22	110	SCHOTHORST,Jeroen	Eq.Verschuur	Renault R.S.01	NLD	01:33,406	00:03,933	01:33,406	13	25	01:34,343	12	13	38	P
23	105	BRAAMS,Max	V8 Racing	Renault R.S.01	NLD	01:33,513	00:04,040	01:33,513	6	22	01:34,013	9	19	41	P
24	101	COIMBRA,Antonio	Eq.Verschuur	Renault R.S.01	POR	01:34,204	00:04,731	01:34,204	23	27				27	P
25	2	PIZZITOLA,Andrea	Art Junior	Renault R.S.01	FRA	01:34,622	00:05,149				01:34,622	4	11	11	E
26	169	SMET,Jurgen	Monlau Comp.	Renault R.S.01	SUI	01:36,000	00:06,527	01:36,000	20	28				28	P

Circuit de la C.Valenciana

Final Official

Provisional Official

Length: 4005

Hour: 14:00:00

JURY:

Hour:

C.of the Course:

Hour:

C.Timekeeper:

Hour: 18:05:39



CRONOCIRCUIT: oscar.gutierrez@circuitvalencia.com

Master Timing, Sport Timing Systems, www.mastertiming.es www.cronoline.es by Eventronic www.eventronic.es 19FJAP63



WORLD SERIES
by RENAULT

RENAULT SPORT
TROPHY

R.S.01



TEST RENAULT SPORT TROPHY

13 - 15 May 2015

Circuit de la C.Valenciana
Length: 4005 metros

COMBINED

Collective Test 14

Pos.	N.	Driver	Team	Car	Nat.	Time	Gap	Qualif. 1	iL	nL	Qualif. 2	iL	nL	TL	Cat.
1	10	SCHOTHORST,Steijn	Eq.Verschuur	Renault R.S.01	NLD	01:29,473		01:29,473	24	28	01:31,303	9	9	37	E
2	11	SCHOTHORST,Bas	Zele Racing	Renault R.S.01	NLD	01:29,602	00:00,129	01:29,602	19	30	01:31,144	3	6	36	E
3	8	FUMANELLI,David	Oregon Team	Renault R.S.01	ITA	01:29,653	00:00,180	01:29,653	16	20				20	E
4	3	DONTJE,Indy	Art Junior	Renault R.S.01	NLD	01:29,945	00:00,472	01:29,945	4	5				5	E
5	7	HELLMEISTER,Alan	Oregon Team	Renault R.S.01	BRA	01:30,204	00:00,731	01:30,204	8	39				39	E
6	9	GHIRELLI,Vittorio	Zele Racing	Renault R.S.01	ITA	01:30,244	00:00,771	01:30,244	13	23	01:31,964	3	7	30	E
7	6	BACHETA,Luciano	Oregon Team	Renault R.S.01	GBR	01:30,329	00:00,856	01:30,329	12	31				31	E
8	205	GEERTS,Roy	V8 Racing	Renault R.S.01		01:30,882	00:01,409	01:30,882	15	19	01:32,176	2	13	32	E
9	4	LEO,Federico	V8 Racing	Renault R.S.01	ITA	01:30,964	00:01,491	01:30,964	3	11	01:32,620	3	4	15	E
10	5	PASTORELL,Nicky	V8 Racing	Renault R.S.01	ITA	01:31,021	00:01,548	01:31,021	5	27	01:31,714	6	12	39	E
11	1	RAMOS,Miguel	Eq.Verschuur	Renault R.S.01	POR	01:31,166	00:01,693	01:31,166	28	31				31	E
12	269	AICART,JMP	Monlau Comp.	Renault R.S.01	ESP	01:31,248	00:01,775	01:31,960	3	4	01:31,248	2	6	10	E
13	69	FONT,Jaume	Monlau Comp.	Renault R.S.01	ESP	01:32,784	00:03,311	01:32,784	11	21				21	E
14	2	PIZZITOLA,Andrea	Art Junior	Renault R.S.01	FRA	01:34,622	00:05,149				01:34,622	4	11	11	E

Circuit de la C.Valenciana

Final Official

Provisional Official

Length: 4005

Hour: 14:00:00

JURY:

Hour:

C.of the Course:

Hour:

C.Timekeeper:

Hour: 18:06:39



CRONOCIRCUIT: oscar.gutierrez@circuitvalencia.com

Master Timing, Sport Timing Systems, www.mastertiming.es www.cronoline.es by Eventronic www.eventronic.es 19FJAP63



WORLD SERIES
by RENAULT

RENAULT SPORT
TROPHY

R.S.01



TEST RENAULT SPORT TROPHY

13 - 15 May 2015

Circuit de la C.Valenciana

Length: 4005 metros

COMBINED

Collective Test 14

Pos.	N.	Driver	Team	Car	Nat.	Time	Gap	Qualif. 1	iL	nL	Qualif. 2	iL	nL	TL	Cat.
1	204	FORSMAN, Philip	V8 Racing	Renault R.S.01		01:31,518		01:31,518	3	14	01:32,982	10	13	27	P
2	102	GONDA, Richard	Art Junior	Renault R.S.01	SVK	01:31,611	00:00,093	01:31,611	8	21				21	P
3	104	SITJHOFF, Diederik	V8 Racing	Renault R.S.01	NLD	01:31,786	00:00,268	01:31,786	15	18	01:35,644	3	18	36	P
4	109	BOURGOIS, Philippe	Zele Racing	Renault R.S.01	FRA	01:32,119	00:00,601	01:32,119	17	21	01:34,772	3	4	25	P
5	106	NALIO, Niccolò	Oregon Team	Renault R.S.01	ITA	01:32,211	00:00,693				01:32,211	8	13	13	P
6	103	FORNE, Toni	Art Junior	Renault R.S.01	ESP	01:32,216	00:00,698	01:32,216	3	10				10	P
7	108	CAPITANIO, Dario	Oregon Team	Renault R.S.01	ITA	01:32,704	00:01,186				01:32,704	4	6	6	P
8	107	BAPTISTA, Adalberto	Oregon Team	Renault R.S.01	BRA	01:33,062	00:01,544	01:33,062	10	36				36	P
9	110	SCHOTHORST, Jeroen	Eq.Verschuur	Renault R.S.01	NLD	01:33,406	00:01,888	01:33,406	13	25	01:34,343	12	13	38	P
10	105	BRAAMS, Max	V8 Racing	Renault R.S.01	NLD	01:33,513	00:01,995	01:33,513	6	22	01:34,013	9	19	41	P
11	101	COIMBRA, Antonio	Eq.Verschuur	Renault R.S.01	POR	01:34,204	00:02,686	01:34,204	23	27				27	P
12	169	SMET, Jurgen	Monlau Comp.	Renault R.S.01	SUI	01:36,000	00:04,482	01:36,000	20	28				28	P

Circuit de la C.Valenciana

Final Official

Provisional Official

Length: 4005

Hour: 14:00:00

JURY:

Hour:

C.of the Course:

Hour:

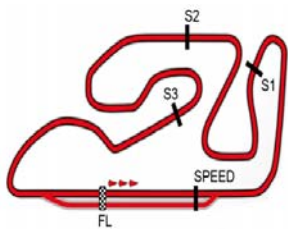
C.Timekeeper:

Hour: 18:07:26



CRONOCIRCUIT: oscar.gutierrez@circuitvalencia.com

Master Timing, Sport Timing Systems, www.mastertiming.es www.cronoline.es by Eventronic www.eventronic.es 19FJAP63



Circuit de la C.Valenciana

TEST RENAULT SPORT TROPHY

VUELTA A VUELTA SECTORES 2nd Collective Test 14

2 - PIZZITOLA,Andrea							
				P.Vmax: 9	T. Ideal: 01:33,082		
V. Tiempo	Sector 1	Sector 2	Sector 3	Sector 4	V.Max	Hora	
1	PIT	36:35,007	00:26,654	00:22,592	00:31,457		14:37:54
2	15:13,227	13:54,135	00:28,837	00:23,904	00:26,351		14:53:07
3	01:35,221	00:21,658	00:24,922	00:22,033	00:26,608	246,58	14:54:42
4	01:34,622	00:21,109	00:24,611	00:22,272	00:26,630	248,28	14:56:17
5	PIT	00:21,453	00:24,602	00:21,920	00:33,030	246,58	14:57:58
6	PIT	35:57,457	00:24,786	00:21,979	00:31,931		15:35:14
7	09:39,787	08:26,108	00:25,421	00:21,751	00:26,507		15:44:54
8	PIT	00:20,910	00:24,289	00:21,532	00:32,104	247,42	15:46:33
9	PIT	07:29,603	00:24,878	00:21,611	00:31,381		15:55:20
10	31:41,084	30:14,246	00:27,935	00:24,883	00:34,020		16:27:01
11	PIT	00:22,254	00:27,940	00:22,759	00:36,568	246,58	16:28:51

4 - LEO,Federico							
				P.Vmax: 15	T. Ideal: 01:32,496		
V. Tiempo	Sector 1	Sector 2	Sector 3	Sector 4	V.Max	Hora	
1	START	01:46:51,	00:24,986	00:21,577	00:26,011		15:48:02
2	01:32,702	00:20,826	00:24,284	00:21,609	00:25,983	244,07	15:49:35
3	01:32,620	00:20,757	00:24,374	00:21,547	00:25,942	244,07	15:51:08
4	PIT	00:20,723	00:24,512	00:21,820	00:32,702	244,07	15:52:47

5 - PASTORELL,Nicky							
				P.Vmax: 7	T. Ideal: 01:31,470		
V. Tiempo	Sector 1	Sector 2	Sector 3	Sector 4	V.Max	Hora	
1	START	01:08:30,	00:25,777	00:22,169	00:26,417		15:09:43
2	01:32,367	00:21,048	00:24,289	00:21,323	00:25,707	247,42	15:11:15
3	01:31,910	00:20,814	00:24,133	00:21,170	00:25,793	245,73	15:12:47
4	PIT	00:20,695	00:24,221	00:21,141	00:36,318	244,90	15:14:30
5	09:31,203	08:17,262	00:24,962	00:22,630	00:26,349		15:24:01
6	01:31,714	00:20,595	00:24,142	00:21,221	00:25,756	246,58	15:25:32
7	01:31,905	00:20,496	00:24,126	00:21,259	00:26,024	244,90	15:27:04
8	PIT	00:20,629	00:24,232	00:21,508	00:32,035	246,58	15:28:43
9	02:21:07,525	02:19:54,	00:24,597	00:22,097	00:26,178		17:49:50
10	01:32,531	00:20,548	00:24,717	00:21,424	00:25,842	246,58	17:51:23
11	01:43,469	00:20,708	00:27,677	00:27,212	00:27,872	248,28	17:53:06
12	PIT	00:20,536	00:25,760	00:22,567	00:33,823	249,13	17:54:49

9 - GHIRELLI,Vittorio							
				P.Vmax: 2	T. Ideal: 01:31,577		
V. Tiempo	Sector 1	Sector 2	Sector 3	Sector 4	V.Max	Hora	
1	START	01:13:09,	00:27,184	00:23,303	00:27,260		15:14:25
2	01:32,362	00:20,781	00:24,356	00:21,301	00:25,924	249,13	15:15:58
3	01:31,964	00:20,320	00:24,246	00:21,529	00:25,869	248,28	15:17:30
4	PIT	00:20,542	00:24,087	00:21,362	00:31,918	249,13	15:19:07
5	02:38:07,238	02:36:54,	00:24,578	00:21,665	00:26,550		17:57:15
6	01:34,529	00:20,488	00:24,392	00:23,054	00:26,595	250,87	17:58:49
7	PIT	00:20,502	00:24,209	00:21,584	00:31,977	250,87	18:00:27

10 - SCHOTHORST,Steijn							
				P.Vmax: 2	T. Ideal: 01:30,995		
V. Tiempo	Sector 1	Sector 2	Sector 3	Sector 4	V.Max	Hora	
1	START	03:43:26,	00:24,874	00:21,456	00:25,726		17:44:37
2	01:31,549	00:20,621	00:23,928	00:21,187	00:25,813	250,00	17:46:09
3	01:31,425	00:20,678	00:23,981	00:21,006	00:25,760	250,87	17:47:40
4	01:31,458	00:20,607	00:23,957	00:21,143	00:25,751	250,00	17:49:11
5	PIT	00:23,396	00:26,628	00:24,976	00:34,171	238,41	17:51:01
6	04:42,170	03:28,652	00:25,482	00:21,951	00:26,085		17:55:43
7	01:39,187	00:20,574	00:23,937	00:22,069	00:32,607	249,13	17:57:22
8	01:31,379	00:20,642	00:23,875	00:21,180	00:25,682	250,87	17:58:53
9	01:31,303	00:20,474	00:23,948	00:21,241	00:25,640	249,13	18:00:25

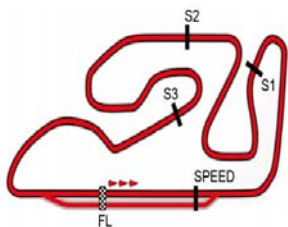
11 - SCHOTHORST,Bas							
				P.Vmax: 1	T. Ideal: 01:31,126		
V. Tiempo	Sector 1	Sector 2	Sector 3	Sector 4	V.Max	Hora	
1	START	03:50:34,	00:25,598	00:22,996	00:26,014		17:51:47

102 - GONDA,Richard							
				P.Vmax: 16	T. Ideal:		
V. Tiempo	Sector 1	Sector 2	Sector 3	Sector 4	V.Max	Hora	
1	PIT	13:53,155	00:27,078	00:22,926	00:31,788		14:15:13
2	PIT	02:37:29,	00:25,612	00:22,019	00:32,354		16:54:03
3	PIT	14:57,072	00:25,982	00:22,169	00:30,639		17:10:18
4	PIT	43:37,827	00:26,905	00:23,018	00:35,010		17:55:21

104 - SITJHOFF,Diederik							
				P.Vmax: 13	T. Ideal: 01:34,937		
V. Tiempo	Sector 1	Sector 2	Sector 3	Sector 4	V.Max	Hora	
1	START	02:02:29,	00:27,911	00:22,321	00:26,556		16:03:44
2	01:35,724	00:21,528	00:25,294	00:22,119	00:26,783	243,24	16:05:20
3	01:35,644	00:21,591	00:25,008	00:22,095	00:26,950	243,24	16:06:56
4	PIT	00:21,278	00:25,087	00:22,151	00:33,491	244,07	16:08:38
5	27:29,408	25:56,989	00:33,763	00:27,219	00:31,437		16:36:07
6	01:44,870	00:23,847	00:27,911	00:24,099	00:29,013	244,07	16:37:52
7	01:41,020	00:22,334	00:26,875	00:23,595	00:28,216	246,58	16:39:33
8	PIT	00:22,692	00:26,231	00:23,783	00:36,059	246,58	16:41:22
9	07:16,425	05:55,155	00:27,994	00:24,476	00:28,800		16:48:38
10	01:39,176	00:22,657	00:26,313	00:22,840	00:27,366	242,42	16:50:17
11	01:37,796	00:21,851	00:25,491	00:22,538	00:27,916	244,90	16:51:55
12	01:37,416	00:22,237	00:25,792	00:22,293	00:27,094	241,61	16:53:32
13	01:36,835	00:22,222	00:25,479	00:22,112	00:27,022	244,07	16:55:09
14	01:37,240	00:22,114	00:25,715	00:22,533	00:26,878	241,61	16:56:47
15	01:36,100	00:22,196	00:25,209	00:22,124	00:26,571	244,07	16:58:23
16	01:37,036	00:22,500	00:25,555	00:22,139	00:26,842	243,24	17:00:00
17	01:37,112	00:22,126	00:25,406	00:22,605	00:26,975	244,07	17:01:37
18	PIT	00:21,901	00:26,367	00:25,663	00:41,589	245,73	17:03:32

105 - BRAAMS,Max							
				P.Vmax: 10	T. Ideal: 01:33,926		
V. Tiempo	Sector 1	Sector 2	Sector 3	Sector 4	V.Max	Hora	
1	START	03:14:22,	00:28,529	00:23,061	00:28,333		17:15:41
2	01:37,147	00:22,154	00:25,601	00:22,062	00:27,330	244,90	17:17:18
3	01:35,983	00:21,764	00:25,485	00:22,157	00:26,577	244,07	17:18:54
4	PIT	00:21,498	00:25,434	00:21,827	00:44,197	244,07	17:20:47
5	08:19,848	07:01,832	00:27,371	00:23,507	00:27,138		17:29:07
6	01:35,980	00:22,066	00:25,137	00:22,160	00:26,617	243,24	17:30:43
7	01:35,125	00:21,504	00:24,933	00:22,130	00:26,558	244,07	17:32:18
8	01:34,932	00:21,515	00:25,030	00:21,997	00:26,390	244,90	17:33:53
9	01:34,013	00:21,230	00:24,827	00:21,608	00:26,348	244,90	17:35:27
10	01:34,616	00:21,348	00:25,009	00:21,906	00:26,353	243,24	17:37:02
11	01:34,477	00:21,233	00:24,847	00:21,841	00:26,556	243,24	17:38:36
12	01:35,652	00:21,760	00:25,674	00:21,669	00:26,549	242,42	17:40:12
13	PIT	00:21,636	00:26,017	00:22,509	00:33,102	242,42	17:41:55
14	09:06,885	07:52,228	00:25,767	00:22,315	00:26,575		17:51:02
15	PIT	00:21,308	00:25,319	00:22,095	00:36,577	244,90	17:52:47
16	02:50,522	01:28,855	00:28,477	00:24,315	00:28,875		17:55:38
17	01:38,086	00:21,858	00:25,637	00:22,426	00:28,165	246,58	17:57:16
18	01:34,620	00:21,143	00:24,981	00:21,878	00:26,618	247,42	17:58:50
19	01:35,397	00:21,494	00:24,907	00:22,421	00:26,575	246,58	18:00:26

106 - NALIO,Niccolò							
				P.Vmax: 6	T. Ideal: 01:32,028		
V. Tiempo	Sector 1	Sector 2	Sector 3	Sector 4	V.Max	Hora	
1	START	02:21:57,	00:26,872	00:22,351	00:26,357		16:23:12
2	01:33,956	00:21,730	00:24,715	00:21,632	00:25,879	249,13	16:24:45
3	01:33,039	00:20,868	00:24,557	00:21,474	00:26,140	248,28	16:26:19



Circuit de la C. Valenciana

13 - 15 May 2015

Circuit de la C. Valenciana

TEST RENAULT SPORT TROPHY

VUELTA A VUELTA SECTORES 2nd Collective Test 14

4	PIT	00:20,839	00:24,591	00:21,760	00:39,607	248,28	16:28:05	2	01:32,176	00:20,879	00:24,021	00:21,396	00:25,880	245,73	16:19:35
5	01:09:32,310	01:08:19,	00:25,190	00:21,890	00:25,975		17:37:38	3	01:32,260	00:20,782	00:24,009	00:21,597	00:25,872	244,07	16:21:07
6	01:32,344	00:20,936	00:24,270	00:21,415	00:25,723	246,58	17:39:10	4	PIT	00:20,569	00:24,299	00:21,725	00:38,028	244,07	16:22:52
7	01:32,624	00:20,869	00:24,292	00:21,424	00:26,039	248,28	17:40:43	5	18:35,103	17:11,865	00:25,631	00:24,380	00:33,227		16:41:27
8	01:32,211	00:20,796	00:24,177	00:21,576	00:25,662	247,42	17:42:15	6	01:33,401	00:21,046	00:24,838	00:21,446	00:26,071	247,42	16:43:00
9	01:52,051	00:23,226	00:31,497	00:27,937	00:29,391	248,28	17:44:07	7	01:32,661	00:20,792	00:24,365	00:21,560	00:25,944	244,90	16:44:33
10	01:33,235	00:20,932	00:24,616	00:21,715	00:25,972	248,28	17:45:40	8	01:32,722	00:20,934	00:24,298	00:21,649	00:25,841	244,90	16:46:06
11	01:33,010	00:20,840	00:24,354	00:21,574	00:26,242	250,00	17:47:13	9	01:45,548	00:22,325	00:30,379	00:24,745	00:28,099	244,07	16:47:51
12	01:33,247	00:20,774	00:24,412	00:21,714	00:26,347	250,00	17:48:46	10	01:32,268	00:20,576	00:24,164	00:21,492	00:26,036	246,58	16:49:23
13	PIT	00:24,230	00:29,811	00:23,700	00:34,123	249,13	17:50:38	11	01:44,136	00:22,673	00:25,396	00:25,024	00:31,043	243,24	16:51:08

108 - CAPITANIO,Dario P.Vmax: 2 T. Ideal: 01:32,512

V. Tiempo	Sector 1	Sector 2	Sector 3	Sector 4	V.Max	Hora
1	START	02:22,04	00:27,966	00:23,379	00:27,577	16:23:22
2	01:33,694	00:21,364	00:24,743	00:21,588	00:25,999	250,87 16:24:55
3	01:33,667	00:20,698	00:24,318	00:22,051	00:26,600	250,00 16:26:29
4	01:32,704	00:20,814	00:24,323	00:21,644	00:25,923	248,28 16:28:02
5	01:33,058	00:20,892	00:24,303	00:21,802	00:26,061	247,42 16:29:35
6	PIT	00:25,387	00:30,390	00:27,181	00:36,446	231,51 16:31:34

109 - BOURGOIS,Philippe P.Vmax: 2 T. Ideal: 01:34,165

V. Tiempo	Sector 1	Sector 2	Sector 3	Sector 4	V.Max	Hora
1	START	03:47:46,	00:30,357	00:26,128	00:27,123	17:49:08
2	01:35,811	00:21,078	00:25,100	00:23,311	00:26,322	250,87 17:50:44
3	01:34,772	00:21,404	00:24,746	00:22,494	00:26,128	250,00 17:52:19
4	PIT	00:21,362	00:25,056	00:22,213	00:30,505	250,87 17:53:58

110 - SCHOTHORST,Jeroen P.Vmax: 10 T. Ideal: 01:34,015

V. Tiempo	Sector 1	Sector 2	Sector 3	Sector 4	V.Max	Hora
1	START	02:05:47,	00:27,359	00:26,072	00:27,870	16:07:08
2	01:36,324	00:22,050	00:25,013	00:22,086	00:27,175	246,58 16:08:44
3	01:35,284	00:21,718	00:24,959	00:22,124	00:26,483	237,62 16:10:19
4	01:34,720	00:21,239	00:24,824	00:22,065	00:26,592	245,73 16:11:54
5	01:35,179	00:21,384	00:25,001	00:21,892	00:26,902	244,90 16:13:29
6	01:34,783	00:21,317	00:24,747	00:22,055	00:26,664	244,90 16:15:04
7	PIT	00:21,501	00:25,122	00:22,225	00:33,829	244,07 16:16:47
8	06:48,232	05:26,621	00:30,452	00:23,747	00:27,412	16:23:35
9	01:35,861	00:21,644	00:24,807	00:22,420	00:26,990	247,42 16:25:11
10	01:35,348	00:21,939	00:24,978	00:22,005	00:26,426	245,73 16:26:46
11	01:34,877	00:21,364	00:24,871	00:22,135	00:26,507	244,90 16:28:21
12	01:34,343	00:21,085	00:24,761	00:22,057	00:26,440	244,90 16:29:55
13	PIT	00:21,047	00:24,650	00:21,958	00:34,526	247,42 16:31:37

204 - FORSMAN,Philip P.Vmax: 14 T. Ideal: 01:32,532

V. Tiempo	Sector 1	Sector 2	Sector 3	Sector 4	V.Max	Hora
1	START	03:02:09,	00:26,553	00:22,265	00:26,705	17:03:23
2	01:33,761	00:21,331	00:24,665	00:21,511	00:26,254	243,24 17:04:57
3	01:33,964	00:21,181	00:24,469	00:21,888	00:26,426	244,90 17:06:31
4	01:34,451	00:20,955	00:24,441	00:22,222	00:26,833	243,24 17:08:05
5	01:33,856	00:21,022	00:24,856	00:21,715	00:26,263	244,07 17:09:39
6	01:33,530	00:20,816	00:24,538	00:21,626	00:26,550	244,90 17:11:13
7	01:33,917	00:21,183	00:24,452	00:21,762	00:26,520	244,07 17:12:47
8	PIT	00:21,122	00:24,974	00:22,089	00:32,722	243,24 17:14:28
9	12:41,143	11:28,695	00:24,661	00:21,569	00:26,218	17:27:09
10	01:32,982	00:21,084	00:24,429	00:21,485	00:25,984	243,24 17:28:42
11	01:33,072	00:20,886	00:24,247	00:21,574	00:26,365	245,73 17:30:15
12	01:33,227	00:20,889	00:24,541	00:21,755	00:26,042	244,90 17:31:48
13	PIT	00:21,082	00:24,917	00:22,329	00:32,383	244,90 17:33:29

205 - GEERTS,Roy P.Vmax: 10 T. Ideal: 01:31,815

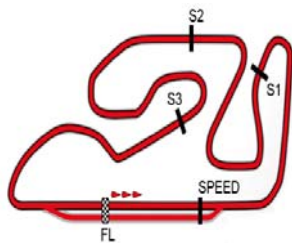
V. Tiempo	Sector 1	Sector 2	Sector 3	Sector 4	V.Max	Hora
1	START	02:16:50,	00:25,779	00:22,042	00:25,849	16:18:03

269 - AICART,JMP P.Vmax: 7 T. Ideal: 01:30,951

V. Tiempo	Sector 1	Sector 2	Sector 3	Sector 4	V.Max	Hora
1	START	03:39:58,	00:25,135	00:21,174	00:25,619	17:41:09
2	01:31,248	00:20,638	00:23,980	00:20,851	00:25,779	249,13 17:42:40
3	PIT	00:20,501	00:25,777	00:22,250	00:30,506	246,58 17:44:19
4	08:34,711	07:23,293	00:24,141	00:21,451	00:25,826	17:52:54
5	01:33,074	00:20,517	00:24,116	00:22,175	00:26,266	247,42 17:54:27
6	PIT	00:20,514	00:24,132	00:22,525	00:32,338	245,73 17:56:07



CROHOCIRCUIT: oscar.gutierrez@circuitvalencia.com



Circuit de la C.Valenciana

13 - 15 May 2015

Circuit de la C.Valenciana

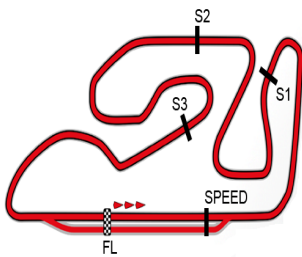
TEST RENAULT SPORT TROPHY

Velocidades máximas 2nd Collective Test 14

Piloto	Nacionalidad/Res.	Marca	Mejores 5 velocidades máx.					Media	Máx.
11 SCHOTHORST,Bas	NLD	Renault R.S.01	252,6	251,7	249,1	249,1	226,4	245,8	252,6
109 BOURGOIS,Philippe	FRA	Renault R.S.01	250,9	250,9	250,0			250,6	250,9
108 CAPITANIO,Dario	ITA	Renault R.S.01	250,9	250,0	248,3	247,4	231,5	245,6	250,9
9 GHIRELLI,Vittorio	ITA	Renault R.S.01	250,9	250,9	249,1	249,1	248,3	249,7	250,9
10 SCHOTHORST,Steijn	NLD	Renault R.S.01	250,9	250,9	250,0	250,0	249,1	250,2	250,9
106 NALIO,Niccolò	ITA	Renault R.S.01	250,0	250,0	249,1	249,1	248,3	249,3	250,0
5 PASTORELL,Nicky	ITA	Renault R.S.01	249,1	248,3	247,4	246,6	246,6	247,6	249,1
269 AICART,JMP	ESP	Renault R.S.01	249,1	247,4	246,6	245,7		247,2	249,1
2 PIZZITOLA,Andrea	FRA	Renault R.S.01	248,3	247,4	246,6	246,6	246,6	247,1	248,3
105 BRAAMS,Max	NLD	Renault R.S.01	247,4	246,6	246,6	244,9	244,9	246,1	247,4
205 GEERTS,Roy		Renault R.S.01	247,4	246,6	245,7	245,7	244,9	246,1	247,4
110 SCHOTHORST,Jeroen	NLD	Renault R.S.01	247,4	247,4	246,6	245,7	245,7	246,6	247,4
104 SITJHOFF,Diederik	NLD	Renault R.S.01	246,6	246,6	245,7	244,9	244,1	245,6	246,6
204 FORSMAN,Philip		Renault R.S.01	245,7	244,9	244,9	244,9	244,9	245,1	245,7
4 LEO,Federico	ITA	Renault R.S.01	244,1	244,1	244,1			244,1	244,1
102 GONDA,Richard	SVK	Renault R.S.01							



CROHOCIRCUIT: oscar.gutierrez@circuitvalencia.com



Circuit de la C.Valenciana
TEST RENAULT SPORT TROPHY
ANALISIS PIT 2nd Collective Test 14

2 PIZZITOLA,Andrea Team Art Junior				17:03:32,776 ...	18
Num. P. 3				Total in PIT: 00:30:59,397	
Time IN	Time OUT	GAP	Lap		
14:37:54,159	14:51:21,404	00:13:27,245	1		
14:57:58,618	15:33:33,710	00:35:35,092	5		
15:35:14,771	15:43:17,331	00:08:02,560	6		
15:46:33,393	15:53:41,067	00:07:07,674	8		
15:55:20,866	16:25:06,708	00:29:45,842	9		
16:28:51,471	...		11		
Num. P. 6				Total in PIT: 01:33:58,413	
4 LEO,Federico Team V8 Racing					
Time IN	Time OUT	GAP	Lap		
15:52:47,949	...		4		
Num. P. 1				Total in PIT:	
5 PASTORELL,Nicky Team V8 Racing					
Time IN	Time OUT	GAP	Lap		
15:14:30,052	15:22:27,127	00:07:57,075	4		
15:28:43,278	17:48:19,183	02:19:35,905	8		
17:54:49,489	...		12		
Num. P. 3				Total in PIT: 02:27:32,980	
9 GHIRELLI,Vittorio Team Zele Racing					
Time IN	Time OUT	GAP	Lap		
15:19:07,959	17:55:39,789	02:36:31,830	4		
18:00:27,998	...		7		
Num. P. 2				Total in PIT: 02:36:31,830	
10 SCHOTHORST,Steijn Team Eq.Verschuur					
Time IN	Time OUT	GAP	Lap		
17:51:01,083	17:54:08,133	00:03:07,050	5		
Num. P. 1				Total in PIT: 00:03:07,050	
11 SCHOTHORST,Bas Team Zele Racing					
Time IN	Time OUT	GAP	Lap		
18:00:05,197	...		6		
Num. P. 1				Total in PIT:	
102 GONDA,Richard Team Art Junior					
Time IN	Time OUT	GAP	Lap		
14:15:13,232	16:52:20,378	02:37:07,146	1		
16:54:03,080	17:08:36,782	00:14:33,702	2		
17:10:18,942	17:53:33,319	00:43:14,377	3		
17:55:21,702	...		4		
Num. P. 4				Total in PIT: 03:34:55,225	
104 SITJHOFF,Diederik Team V8 Racing					
Time IN	Time OUT	GAP	Lap		
16:08:38,057	16:34:07,441	00:25:29,384	4		
16:41:22,120	16:46:52,133	00:05:30,013	8		
Num. P. 3				Total in PIT: 00:15:17,637	
105 BRAAMS,Max Team V8 Racing					
Time IN	Time OUT	GAP	Lap		
17:20:47,645	17:27:26,175	00:06:38,530	4		
17:41:55,552	17:49:26,475	00:07:30,923	13		
17:52:47,736	17:53:55,920	00:01:08,184	15		
Num. P. 3				Total in PIT: 00:15:17,637	
106 NALIO,Niccolò Team Oregon Team					
Time IN	Time OUT	GAP	Lap		
16:28:05,814	17:36:03,986	01:07:58,172	4		
17:50:38,710	...		13		
Num. P. 2				Total in PIT: 01:07:58,172	
108 CAPITANO,Dario Team Oregon Team					
Time IN	Time OUT	GAP	Lap		
16:31:34,665	...		6		
Num. P. 1				Total in PIT:	
109 BOURGOIS,Philippe Team Zele Racing					
Time IN	Time OUT	GAP	Lap		
17:53:58,283	...		4		
Num. P. 1				Total in PIT:	
110 SCHOTHORST,Jeroen Team Eq.Verschuur					
Time IN	Time OUT	GAP	Lap		
16:16:47,025	16:21:49,537	00:05:02,512	7		
16:31:37,867	...		13		
Num. P. 2				Total in PIT: 00:05:02,512	
204 FORSMAN,Philip Team V8 Racing					
Time IN	Time OUT	GAP	Lap		
17:14:28,114	17:25:35,499	00:11:07,385	8		
17:33:29,249	...		13		
Num. P. 2				Total in PIT: 00:11:07,385	
205 GEERTS,Roy Team V8 Racing					
Time IN	Time OUT	GAP	Lap		
16:22:52,290	16:39:41,307	00:16:49,017	4		
16:54:19,239	...		13		
Num. P. 2				Total in PIT: 00:16:49,017	
269 AICART,JMP Team Monlau Comp.					
Time IN	Time OUT	GAP	Lap		
17:44:19,827	17:51:22,040	00:07:02,213	3		
17:56:07,121	...		6		
Num. P. 2				Total in PIT: 00:07:02,213	

