

TEST RENAULT SPORT TROPHY

13 - 15 May 2015

Length: 4005 metros

Results

1st

Collective Test 13

Pos.	N.	Driver	Team	Car	Nat.	Best Lap	iL	Laps	Gap	Interval	Speed	Cat.	Gr.
1	10	SCHOTHORST, Steijn	Eq. Verschuur	Renault R.S.01	NLD	01:29,980	15	39			160,24	E	
2	9	GHIPELLI, Vittorio	ZeLe Racing	Renault R.S.01	ITA	01:30,380	12	18	00:00,400	00:00,400	159,53	E	
3	11	SCHOTHORST, Bas	ZeLe Racing	Renault R.S.01	NLD	01:30,574	7	23	00:00,594	00:00,194	159,18	E	
4	5	PASTORELL, Nicky	V8 Racing	Renault R.S.01	ITA	01:30,780	17	46	00:00,800	00:00,206	158,82	E	
5	108	CAPITANIO, Dario	Oregon Team	Renault R.S.01	ITA	01:30,806	17	35	00:00,826	00:00,026	158,78	P	
6	106	NALIO, Niccolò	Oregon Team	Renault R.S.01	ITA	01:31,006	25	29	00:01,026	00:00,200	158,43	P	
7	3	DONTJE, Indy	Art Junior	Renault R.S.01	NLD	01:31,080	24	36	00:01,100	00:00,074	158,3	E	
8	269	AICART, JMP	Monlau Comp.	Renault R.S.01	ESP	01:31,146	4	9	00:01,166	00:00,066	158,19	E	
9	102	GONDA, Richard	Art Junior	Renault R.S.01	SVK	01:31,307	11	12	00:01,327	00:00,161	157,91	P	
10	1	RAMOS, Miguel	Eq. Verschuur	Renault R.S.01	POR	01:31,429	13	17	00:01,449	00:00,122	157,7	E	
11	6	BACHETA, Luciano	Oregon Team	Renault R.S.01	GBR	01:31,595	14	26	00:01,615	00:00,166	157,41	E	
12	8	FUMANELLI, David	Oregon Team	Renault R.S.01	ITA	01:31,747	13	29	00:01,767	00:00,152	157,15	E	
13	7	HELLMEISTER, Alan	Oregon Team	Renault R.S.01	BRA	01:31,853	12	23	00:01,873	00:00,106	156,97	E	
14	109	BOURGOIS, Philippe	ZeLe Racing	Renault R.S.01	FRA	01:33,360	20	23	00:03,380	00:01,507	154,43	P	
15	103	FORNE, Toni	Art Junior	Renault R.S.01	ESP	01:33,935	5	10	00:03,955	00:00,575	153,49	P	
16	110	SCHOTHORST, Jeroen	Eq. Verschuur	Renault R.S.01	NLD	01:34,252	8	19	00:04,272	00:00,317	152,97	P	
17	107	BAPTISTA, Adalberto	Oregon Team	Renault R.S.01	BRA	01:34,356	21	31	00:04,376	00:00,104	152,8	P	
18	111	HLADIK, Vladimir	ZeLe Racing	Renault R.S.01	CZE	01:34,908	10	14	00:04,928	00:00,552	151,92	P	
19	169	SMET, Jurgen	Monlau Comp.	Renault R.S.01	SUI	01:36,774	11	12	00:06,794	00:01,866	148,99	P	
20	2	PIZZITOLA, Andrea	Art Junior	Renault R.S.01	FRA	PIT1	1	6				E	

Circuit de la C. Valenciana

Final Official

Provisional Official

Length: 4005 m. Hour: 08:59

JURY:

Hour:

C.of the Course:

Hour:

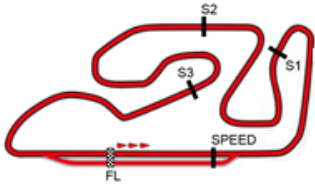
C.Timekeeper:

Hour: 13:03:48



CRONOCIRCUIT: oscar.gutierrez@circuitvalencia.com

Master Timing, Sport Timing Systems, www.mastertiming.es www.cronoline.es by Eventronic www.eventronic.es 19FJAP63



TEST RENAULT SPORT TROPHY

13 - 15 May 2015

Length: 4005 metros

Results

1st

Collective Test 13

Pos.	N.	Driver	Team	Car	Nat.	Best Lap	iL	Laps	Gap	Interval	Speed	Cat.	Gr.
Categoría: E													
1	10	SCHOTHORST, Steijn	Eq. Verschuur	Renault R.S.01	NLD	01:29,980	15	39			160,24	E	
2	9	GHIRELLI, Vittorio	ZeZe Racing	Renault R.S.01	ITA	01:30,380	12	18	00:00,400	00:00,400	159,53	E	
3	11	SCHOTHORST, Bas	ZeZe Racing	Renault R.S.01	NLD	01:30,574	7	23	00:00,594	00:00,194	159,18	E	
4	5	PASTORELL, Nicky	V8 Racing	Renault R.S.01	ITA	01:30,780	17	46	00:00,800	00:00,206	158,82	E	
5	3	DONTJE, Indy	Art Junior	Renault R.S.01	NLD	01:31,080	24	36	00:01,100	00:00,300	158,3	E	
6	269	AICART, JMP	Monlau Comp.	Renault R.S.01	ESP	01:31,146	4	9	00:01,166	00:00,066	158,19	E	
7	1	RAMOS, Miguel	Eq. Verschuur	Renault R.S.01	POR	01:31,429	13	17	00:01,449	00:00,283	157,7	E	
8	6	BACHETA, Luciano	Oregon Team	Renault R.S.01	GBR	01:31,595	14	26	00:01,615	00:00,166	157,41	E	
9	8	FUMANELLI, David	Oregon Team	Renault R.S.01	ITA	01:31,747	13	29	00:01,767	00:00,152	157,15	E	
10	7	HELLMEISTER, Alan	Oregon Team	Renault R.S.01	BRA	01:31,853	12	23	00:01,873	00:00,106	156,97	E	
11	2	PIZZITOLA, Andrea	Art Junior	Renault R.S.01	FRA	PIT1	1	6				E	
Categoría: P													
1	108	CAPITANIO, Dario	Oregon Team	Renault R.S.01	ITA	01:30,806	17	35			158,78	P	
2	106	NALIO, Niccolò	Oregon Team	Renault R.S.01	ITA	01:31,006	25	29	00:00,200	00:00,200	158,43	P	
3	102	GONDA, Richard	Art Junior	Renault R.S.01	SVK	01:31,307	11	12	00:00,501	00:00,301	157,91	P	
4	109	BOURGOIS, Philippe	ZeZe Racing	Renault R.S.01	FRA	01:33,360	20	23	00:02,554	00:02,053	154,43	P	
5	103	FORNE, Toni	Art Junior	Renault R.S.01	ESP	01:33,935	5	10	00:03,129	00:00,575	153,49	P	
6	110	SCHOTHORST, Jeroen	Eq. Verschuur	Renault R.S.01	NLD	01:34,252	8	19	00:03,446	00:00,317	152,97	P	
7	107	BAPTISTA, Adalberto	Oregon Team	Renault R.S.01	BRA	01:34,356	21	31	00:03,550	00:00,104	152,8	P	
8	111	HLADIK, Vladimir	ZeZe Racing	Renault R.S.01	CZE	01:34,908	10	14	00:04,102	00:00,552	151,92	P	
9	169	SMET, Jurgen	Monlau Comp.	Renault R.S.01	SUI	01:36,774	11	12	00:05,968	00:01,866	148,99	P	

Circuit de la C. Valenciana

Final Official

Provisional Official

Length: 4005 m. Hour: 08:59

JURY:

Hour:

C.of the Course:

Hour:

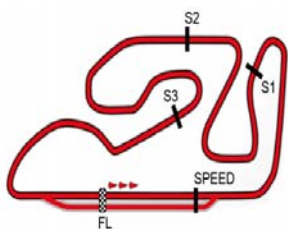
C.Timekeeper:

Hour: 13:04:44



CRONOCIRCUIT: oscar.gutierrez@circuitvalencia.com

Master Timing, Sport Timing Systems, www.mastertiming.es www.cronoline.es by Eventronic www.eventronic.es 19FJAP63



Circuit de la C. Valenciana

13 - 15 May 2015

Circuit de la C. Valenciana

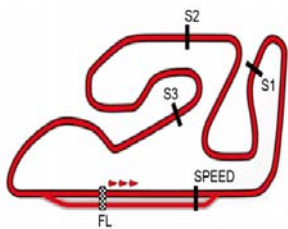
TEST RENAULT SPORT TROPHY

VUELTA A VUELTA SECTORES 1st Collective Test 13

Table with columns: V. Tiempo, Sector 1, Sector 2, Sector 3, Sector 4, V.Max, Hora. Rows include drivers like RAMOS, Miguel; PIZZITOLA, Andrea; DONTJE, Indy; PASTORELL, Nicky; and BACHETA, Luciano.



CROHOCIRCUIT: oscar.gutierrez@circuitvalencia.com



Circuit de la C. Valenciana

13 - 15 May 2015

Circuit de la C. Valenciana

TEST RENAULT SPORT TROPHY

VUELTA A VUELTA SECTORES 1st Collective Test 13

14	01:30,459	00:21,500	00:23,554	00:20,929	00:24,476	245,73	09:49:39	6	PIT	00:21,786	00:24,050	00:21,669	00:30,310	247,42	09:44:39
15	01:29,980	00:21,368	00:23,465	00:20,831	00:24,316	246,58	09:51:09	7	51:49,707	50:27,770	00:29,240	00:25,724	00:26,973		10:36:29
16	PIT	00:21,526	00:25,028	00:24,331	00:32,939	246,58	09:52:53	8	01:35,914	00:22,966	00:25,217	00:22,086	00:25,645	244,90	10:38:05
17	01:17:02,765	01:15,49	00:25,517	00:22,311	00:25,535		11:09:56	9	01:32,982	00:22,248	00:24,175	00:21,677	00:24,882	246,58	10:39:38
18	01:30,865	00:21,696	00:23,857	00:20,965	00:24,347	244,90	11:11:27	10	01:31,777	00:21,756	00:23,894	00:21,415	00:24,712	247,42	10:41:10
19	01:30,390	00:21,517	00:23,728	00:20,799	00:24,346	246,58	11:12:57	11	01:31,307	00:21,506	00:23,836	00:21,438	00:24,527	246,58	10:42:41
20	PIT	00:21,546	00:23,888	00:22,604	00:31,030	244,90	11:14:36	12	PIT	00:21,648	00:25,461	00:24,869	00:29,776	246,58	10:44:23
21	07:12,564	06:01,132	00:24,600	00:21,931	00:24,901		11:21:49	103 - FORNE,Toni P.Vmax: 16 T. Ideal: 01:33,604							
22	01:31,195	00:21,601	00:23,892	00:21,045	00:24,657	244,90	11:23:20	V. Tiempo	Sector 1	Sector 2	Sector 3	Sector 4	V.Max	Hora	
23	01:31,642	00:21,664	00:24,014	00:21,126	00:24,838	244,90	11:24:52	1	START	03:44:41,	00:28,928	00:23,822	00:27,054		12:46:00
24	PIT	00:21,587	00:23,841	00:21,075	00:33,047	244,07	11:26:31	2	01:39,494	00:24,877	00:26,133	00:22,499	00:25,985	242,42	12:47:39
25	18:48,281	17:37,967	00:24,309	00:21,371	00:24,634		11:45:19	3	01:37,506	00:23,438	00:26,249	00:22,323	00:25,496	244,07	12:49:17
26	01:30,768	00:21,507	00:23,733	00:20,867	00:24,661	244,07	11:46:50	4	01:35,118	00:22,760	00:24,981	00:22,195	00:25,182	244,07	12:50:52
27	01:30,752	00:21,492	00:23,761	00:20,911	00:24,588	244,90	11:48:21	5	01:33,935	00:22,470	00:24,823	00:21,781	00:24,861	244,90	12:52:26
28	01:40,016	00:21,421	00:25,438	00:27,557	00:25,600	244,07	11:50:01	6	01:34,255	00:22,520	00:24,972	00:21,706	00:25,057	244,07	12:54:00
29	01:30,877	00:21,438	00:23,864	00:20,954	00:24,621	244,90	11:51:32	7	01:34,085	00:22,452	00:24,949	00:21,628	00:25,056	244,90	12:55:34
30	01:30,797	00:21,454	00:23,873	00:20,980	00:24,490	243,24	11:53:03	8	NULL	00:22,292	00:24,895		00:42,520	242,42	12:57:04
31	PIT	00:21,498	00:23,919	00:23,569	00:34,748	243,24	11:54:46	9	01:34,632	00:22,577	00:25,177	00:21,917	00:24,961	245,73	12:58:39
32	12:39,025	11:15,399	00:29,998	00:25,029	00:28,599		12:07:25	10	01:33,961	00:22,330	00:24,877	00:21,836	00:24,918	244,90	13:00:12
33	01:36,367	00:22,600	00:25,371	00:22,486	00:25,910	234,53	12:09:02	106 - NALIO,Niccolò P.Vmax: 10 T. Ideal: 01:30,646							
34	01:35,931	00:22,770	00:24,988	00:22,123	00:26,050	241,61	12:10:38	V. Tiempo	Sector 1	Sector 2	Sector 3	Sector 4	V.Max	Hora	
35	01:35,281	00:22,489	00:25,140	00:22,048	00:25,604	242,42	12:12:13	1	START	14:47,008	00:30,273	00:34,434	00:29,463		09:16:20
36	01:35,777	00:22,541	00:25,315	00:22,077	00:25,844	241,61	12:13:49	2	PIT	00:29,171	00:28,230	00:24,949	00:36,823	209,91	09:18:19
37	01:35,598	00:22,424	00:25,094	00:22,137	00:25,943	243,24	12:15:24	3	02:30,743	01:15,413	00:25,977	00:22,932	00:26,421		09:20:50
38	01:35,642	00:22,522	00:25,246	00:21,995	00:25,879	240,80	12:17:00	4	01:34,951	00:23,018	00:24,783	00:21,991	00:25,159	244,07	09:22:25
39	PIT	00:24,930	00:29,156	00:24,293	00:35,700	243,24	12:18:54	5	01:33,342	00:22,131	00:24,396	00:21,951	00:24,864	246,58	09:23:58

11 - SCHOTHORST,Bas P.Vmax: 2 T. Ideal: 01:30,224

V. Tiempo	Sector 1	Sector 2	Sector 3	Sector 4	V.Max	Hora
1	START	38:30,344	00:31,127	00:28,852	00:28,094	09:39:57
2	PIT	00:24,060	00:27,599	00:23,285	00:32,967	243,24 09:41:45
3	06:49,975	05:36,971	00:25,469	00:22,319	00:25,216	09:48:35
4	01:32,838	00:22,167	00:24,223	00:21,242	00:25,206	245,73 09:50:08
5	01:31,258	00:21,842	00:23,814	00:20,924	00:24,678	245,73 09:51:39
6	01:30,581	00:21,398	00:23,702	00:20,937	00:24,544	246,58 09:53:10
7	01:30,574	00:21,439	00:23,590	00:20,962	00:24,583	246,58 09:54:40
8	01:30,919	00:21,509	00:23,689	00:20,970	00:24,751	247,42 09:56:11
9	01:30,672	00:21,625	00:23,514	00:21,083	00:24,450	247,42 09:57:42
10	PIT	00:21,872	00:24,816	00:22,263	00:35,139	247,42 09:59:26
11	34:24,224	33:12,363	00:25,701	00:21,553	00:24,607	10:33:50
12	01:30,647	00:21,422	00:23,719	00:21,041	00:24,465	244,90 10:35:21
13	01:31,223	00:21,612	00:23,709	00:20,953	00:24,949	246,58 10:36:52
14	01:31,515	00:21,793	00:23,828	00:21,125	00:24,769	246,58 10:38:23
15	01:30,607	00:21,337	00:23,878	00:20,943	00:24,449	247,42 10:39:54
16	01:31,928	00:21,369	00:24,949	00:21,114	00:24,496	248,28 10:41:26
17	PIT	00:21,604	00:23,849	00:21,695	00:34,956	245,73 10:43:08
18	01:36:11,176	01:34:59,	00:25,204	00:21,432	00:24,798	12:19:19
19	PIT	00:21,724	00:24,896	00:23,456	00:41,051	244,90 12:21:10
20	12:36,672	11:25,412	00:25,083	00:21,413	00:24,764	12:33:47
21	01:31,345	00:21,531	00:23,794	00:21,418	00:24,602	244,90 12:35:18
22	01:31,394	00:21,572	00:24,024	00:21,128	00:24,670	244,07 12:36:50
23	PIT	00:21,613	00:24,105	00:21,340	00:53,348	244,90 12:38:50

102 - GONDA,Richard P.Vmax: 6 T. Ideal: 01:31,284

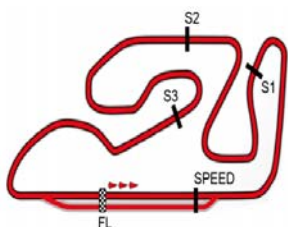
V. Tiempo	Sector 1	Sector 2	Sector 3	Sector 4	V.Max	Hora
1	START	34:59,163	00:33,457	00:28,339	00:30,916	09:36:31
2	01:44,162	00:24,668	00:27,778	00:24,408	00:27,308	242,42 09:38:15
3	01:38,752	00:23,431	00:26,005	00:23,263	00:26,053	246,58 09:39:53
4	01:35,007	00:22,378	00:24,771	00:21,988	00:25,870	245,73 09:41:28
5	01:33,145	00:21,825	00:24,157	00:21,900	00:25,263	246,58 09:43:02

107 - BAPTISTA,Adalberto P.Vmax: 6 T. Ideal: 01:33,979

V. Tiempo	Sector 1	Sector 2	Sector 3	Sector 4	V.Max	Hora
1	PIT	21:35,502	00:32,138	00:27,291	00:41,532	09:23:15
2	08:22,684	06:58,046	00:29,406	00:26,709	00:28,523	09:31:38
3	01:42,613	00:25,585	00:27,153	00:23,387	00:26,488	242,42 09:33:20
4	01:42,950	00:27,191	00:26,230	00:23,139	00:26,390	244,90 09:35:03
5	01:38,545	00:24,044	00:25,794	00:22,280	00:26,427	246,58 09:36:42
6	01:37,437	00:23,626	00:25,914	00:22,389	00:25,508	245,73 09:38:19



CROHOCIRCUIT: oscar.gutierrez@circuitvalencia.com



Circuit de la C.Valenciana

TEST RENAULT SPORT TROPHY

VUELTA A VUELTA SECTORES 1st Collective Test 13

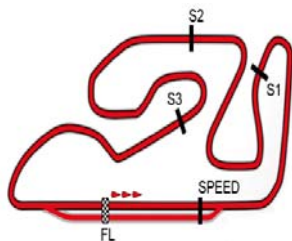
8	13:37,907	12:23,727	00:25,675	00:22,875	00:25,630		11:42:34
9	01:36,018	00:23,197	00:25,115	00:22,273	00:25,433	244,90	11:44:10
10	01:34,908	00:22,913	00:24,691	00:21,978	00:25,326	244,90	11:45:45
11	01:36,281	00:23,181	00:24,821	00:22,082	00:26,197	244,07	11:47:22
12	02:02,615	00:23,279	00:50,716	00:22,619	00:26,001	244,90	11:49:24
13	01:36,159	00:23,170	00:25,003	00:22,296	00:25,690	245,73	11:51:00
14	PIT	00:23,455	00:25,018	00:22,227	00:32,155	245,73	11:52:43

169 - SMET, Jurgen	P.Vmax: 19			T. Ideal: 01:36,597		
---------------------------	------------	--	--	---------------------	--	--

V. Tiempo	Sector 1	Sector 2	Sector 3	Sector 4	V.Max	Hora	
1	PIT	01:26,30,	00:32,828	00:27,784	00:40,641		10:28:11
2	06:52,251	05:28,324	00:29,657	00:25,299	00:28,971		10:35:03
3	01:46,588	00:26,445	00:27,925	00:23,928	00:28,290	213,02	10:36:50
4	01:43,898	00:24,765	00:27,483	00:23,917	00:27,733	240,00	10:38:34
5	01:40,712	00:24,145	00:26,670	00:23,122	00:26,775	243,24	10:40:14
6	PIT	00:24,550	00:27,298	00:23,514	00:36,672	244,07	10:42:06
7	15:10,646	13:50,770	00:27,477	00:24,804	00:27,595		10:57:17
8	01:39,523	00:24,045	00:26,269	00:22,823	00:26,386	241,61	10:58:57
9	01:37,670	00:23,435	00:25,814	00:22,538	00:25,883	243,24	11:00:34
10	01:37,133	00:23,155	00:25,613	00:22,571	00:25,794	243,24	11:02:11
11	01:36,774	00:23,222	00:25,501	00:22,292	00:25,759	244,07	11:03:48
12	PIT	00:23,075	00:25,471	00:22,729	00:36,824	244,90	11:05:36

269 - AICART, JMP	P.Vmax: 10			T. Ideal: 01:30,798		
--------------------------	------------	--	--	---------------------	--	--

V. Tiempo	Sector 1	Sector 2	Sector 3	Sector 4	V.Max	Hora	
1	START	02:18,21,	00:25,913	00:22,046	00:25,103		11:19:33
2	01:32,547	00:22,012	00:24,408	00:21,354	00:24,773	245,73	11:21:06
3	01:31,810	00:21,653	00:23,966	00:20,971	00:25,220	244,07	11:22:37
4	01:31,146	00:21,767	00:23,995	00:20,904	00:24,480	243,24	11:24:09
5	PIT	00:21,506	00:24,978	00:23,684	00:30,144	246,58	11:25:49
6	15:31,288	14:21,191	00:24,354	00:21,028	00:24,715		11:41:20
7	01:31,305	00:21,448	00:24,133	00:20,967	00:24,757	245,73	11:42:51
8	01:31,171	00:21,599	00:24,045	00:20,997	00:24,530	243,24	11:44:23
9	PIT	00:21,620	00:27,448		01:37,317	244,90	11:46:49

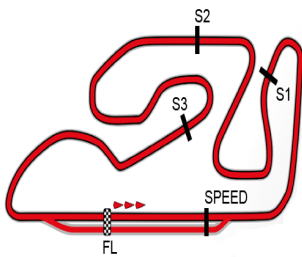


Circuit de la C.Valenciana

TEST RENAULT SPORT TROPHY

Velocidades máximas 1st Collective Test 13

Piloto	Nacionalidad/Res.	Marca	Mejores 5 velocidades máx.					Media	Máx.
10 SCHOTHORST, Steijn	NLD	Renault R.S.01	253,5	247,4	246,6	246,6	246,6	248,1	253,5
7 HELLMMEISTER, Alan	BRA	Renault R.S.01	248,3	248,3	248,3	247,4	247,4	247,9	248,3
8 FUMANELLI, David	ITA	Renault R.S.01	248,3	248,3	247,4	246,6	246,6	247,4	248,3
11 SCHOTHORST, Bas	NLD	Renault R.S.01	248,3	247,4	247,4	247,4	247,4	247,6	248,3
108 CAPITANIO, Dario	ITA	Renault R.S.01	248,3	248,3	247,4	247,4	247,4	247,8	248,3
109 BOURGOIS, Philippe	FRA	Renault R.S.01	247,4	246,6	245,7	245,7	245,7	246,2	247,4
107 BAPTISTA, Adalberto	BRA	Renault R.S.01	247,4	246,6	246,6	246,6	246,6	246,7	247,4
9 GHIRELLI, Vittorio	ITA	Renault R.S.01	247,4	246,6	246,6	246,6	246,6	246,7	247,4
102 GONDA, Richard	SVK	Renault R.S.01	247,4	247,4	246,6	246,6	246,6	246,9	247,4
106 NALIO, Niccolò	ITA	Renault R.S.01	246,6	246,6	245,7	245,7	245,7	246,1	246,6
269 AICART, JMP	ESP	Renault R.S.01	246,6	245,7	245,7	244,9	244,1	245,4	246,6
110 SCHOTHORST, Jeroen	NLD	Renault R.S.01	246,6	245,7	244,9	244,9	244,9	245,4	246,6
6 BACHETA, Luciano	GBR	Renault R.S.01	246,6	246,6	245,7	245,7	245,7	246,1	246,6
5 PASTORELL, Nicky	ITA	Renault R.S.01	246,6	245,7	244,9	244,9	244,9	245,4	246,6
3 DONTJE, Indy	NLD	Renault R.S.01	246,6	246,6	246,6	246,6	246,6	246,6	246,6
103 FORNE, Toni	ESP	Renault R.S.01	245,7	244,9	244,9	244,9	244,1	244,9	245,7
1 RAMOS, Miguel	POR	Renault R.S.01	245,7	244,1	244,1	244,1	244,1	244,4	245,7
111 HLADIK, Vladimir	CZE	Renault R.S.01	245,7	245,7	245,7	245,7	244,9	245,6	245,7
169 SMET, Jurgen	SUI	Renault R.S.01	244,9	244,1	244,1	243,2	243,2	243,9	244,9
2 PIZZITOLA, Andrea	FRA	Renault R.S.01							



Circuit de la C. Valenciana

13 - 15 May 2015

Circuit de la C. Valenciana

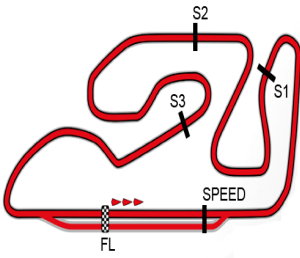
TEST RENAULT SPORT TROPHY

ANALISIS PIT 1st Collective Test 13

1 RAMOS,Miguel				7 HELLMEISTER,Alan				09:58:50,835 09:59:43,905 00:00:53,070 17			
Team Eq.Verschuur				Team Oregon Team				10:06:00,050 10:12:33,855 00:06:33,805 21			
Time IN	Time OUT	GAP	Lap	Time IN	Time OUT	GAP	Lap	10:24:48,110 ... 29			
11:15:59,270	11:18:58,239	00:02:58,969	1	11:11:24,085	11:24:11,617	00:12:47,532	9	Num. P. 6 Total in PIT: 00:24:00,307			
11:22:41,301	11:41:33,671	00:18:52,370	3	11:33:52,470	11:52:16,063	00:18:23,593	15	107 BAPTISTA,Adalberto Team Oregon Team Time IN Time OUT GAP Lap 09:23:15,610 09:29:43,994 00:06:28,384 1 09:43:26,177 10:00:23,166 00:16:56,989 9 10:15:12,063 10:25:21,523 00:10:09,460 18 10:46:44,577 ... 31 Num. P. 4 Total in PIT: 00:33:34,833			
11:51:17,070	12:19:22,809	00:28:05,739	9	12:05:17,378	23				
12:21:28,160	12:32:38,824	00:11:10,664	10	Num. P. 3 Total in PIT: 00:31:11,125							
12:44:00,421	17	8 FUMANELLI,David Team Oregon Team Time IN Time OUT GAP Lap 11:39:51,459 11:56:16,277 00:16:24,818 15 12:10:41,509 12:52:24,581 00:41:43,072 24 Num. P. 2 Total in PIT: 00:58:07,890							
Num. P. 5 Total in PIT: 01:01:07,742											
2 PIZZITOLA,Andrea				9 GHIRELLI,Vittorio				108 CAPITANIO,Dario			
Team Art Junior				Team Zele Racing				Team Oregon Team			
Time IN	Time OUT	GAP	Lap	Time IN	Time OUT	GAP	Lap	Time IN	Time OUT	GAP	Lap
11:27:49,099	11:38:34,296	00:10:45,197	1	09:17:34,410	09:30:01,649	00:12:27,239	2	09:15:14,967	09:15:37,843	00:00:22,876	1
11:40:26,451	11:48:29,820	00:08:03,369	2	09:41:11,035	09:52:57,823	00:11:46,788	9	09:17:31,220	09:19:53,536	00:02:22,316	2
11:50:19,961	12:11:50,964	00:21:31,003	3	09:59:12,944	10:35:05,887	00:35:52,943	13	09:34:11,340	10:04:18,942	00:30:07,602	11
12:13:49,312	12:18:43,162	00:04:53,850	4	10:43:10,110	18	10:07:36,797	10:08:03,968	00:00:27,171	13
12:20:34,247	12:55:11,673	00:34:37,426	5	Num. P. 4 Total in PIT: 01:00:06,970				10:17:57,267	10:24:41,567	00:06:44,300	19
12:56:51,432	6	10 SCHOTHORST,Steijn Team Eq.Verschuur Time IN Time OUT GAP Lap 09:28:20,629 09:42:02,335 00:13:41,706 9 09:52:53,629 11:08:20,499 01:15:26,870 16 11:14:36,717 11:20:15,953 00:05:39,236 20 11:26:31,668 11:43:47,667 00:17:15,999 24 11:54:46,893 12:05:34,757 00:10:47,864 31 12:18:54,593 ... 39 Num. P. 6 Total in PIT: 02:02:51,675				10:38:42,770	10:46:06,511	00:07:23,741	28
Num. P. 6 Total in PIT: 01:19:50,845											
3 DONTJE,Indy				10 SCHOTHORST,Steijn				109 BOURGOIS,Philippe			
Team Art Junior				Team Eq.Verschuur				Team Zele Racing			
Time IN	Time OUT	GAP	Lap	Time IN	Time OUT	GAP	Lap	Time IN	Time OUT	GAP	Lap
09:13:09,509	09:24:40,683	00:11:31,174	1	09:28:20,629	09:42:02,335	00:13:41,706	9	11:32:11,529	11:47:06,979	00:14:55,450	9
09:39:06,189	09:57:00,926	00:17:54,737	10	09:52:53,629	11:08:20,499	01:15:26,870	16	11:58:28,912	12:45:18,770	00:46:49,858	16
10:00:25,205	10:19:28,301	00:19:03,096	12	11:14:36,717	11:20:15,953	00:05:39,236	20	12:56:28,411	23
10:31:56,496	11:36:37,978	01:04:41,482	20	11:26:31,668	11:43:47,667	00:17:15,999	24	Num. P. 3 Total in PIT: 01:01:45,308			
11:49:08,727	12:08:36,367	00:19:27,640	28	11:54:46,893	12:05:34,757	00:10:47,864	31	110 SCHOTHORST,Jeroen Team Eq.Verschuur Time IN Time OUT GAP Lap 10:36:14,682 12:40:01,923 02:03:47,241 12 12:51:39,634 ... 19 Num. P. 2 Total in PIT: 02:03:47,241			
12:21:35,438	36	12:18:54,593	39				
Num. P. 6 Total in PIT: 02:12:38,129				11 SCHOTHORST,Bas Team Zele Racing Time IN Time OUT GAP Lap 09:41:45,475 09:46:58,722 00:05:13,247 2 09:59:26,382 10:32:13,725 00:32:47,343 10 10:43:08,630 12:17:45,080 01:34:36,450 17 12:21:10,933 12:32:14,187 00:11:03,254 19 12:38:50,750 ... 23 Num. P. 5 Total in PIT: 02:23:40,294							
Num. P. 6 Total in PIT: 02:12:38,129											
5 PASTORELL,Nicky				102 GONDA,Richard				111 HLADIK,Vladimir			
Team V8 Racing				Team Art Junior				Team Zele Racing			
Time IN	Time OUT	GAP	Lap	Time IN	Time OUT	GAP	Lap	Time IN	Time OUT	GAP	Lap
09:25:31,889	10:30:34,371	01:05:02,482	8	09:44:39,903	10:34:41,791	00:50:01,888	6	11:28:56,976	11:40:53,507	00:11:56,531	7
10:36:55,029	10:47:57,818	00:11:02,789	12	10:44:23,344	12	11:52:43,719	14
10:52:41,996	10:58:41,692	00:05:59,696	15	Num. P. 2 Total in PIT: 00:50:01,888				Num. P. 2 Total in PIT: 00:11:56,531			
11:04:54,322	11:14:10,024	00:09:15,702	19	106 NALIO,Niccolò Team Oregon Team Time IN Time OUT GAP Lap 09:18:19,498 09:19:12,797 00:00:53,299 2 09:31:45,096 09:39:29,327 00:07:44,231 10 09:48:48,156 09:56:44,058 00:07:55,902 16							
11:18:57,942	11:41:14,377	00:22:16,435	22								
11:47:33,864	11:52:26,071	00:04:52,207	26								
11:57:06,842	12:07:02,743	00:09:55,901	29								
12:14:47,331	12:19:36,451	00:04:49,120	34								
12:21:32,442	12:31:59,909	00:10:27,467	35								
12:36:49,883	12:41:14,464	00:04:24,581	38								
12:47:24,670	12:50:29,885	00:03:05,215	42								
12:56:46,522	46								
Num. P. 12 Total in PIT: 02:31:11,595											
6 BACHETA,Luciano				106 NALIO,Niccolò				169 SMET,Jurgen			
Team Oregon Team				Team Oregon Team				Team Monlau Comp.			
Time IN	Time OUT	GAP	Lap	Time IN	Time OUT	GAP	Lap	Time IN	Time OUT	GAP	Lap
11:00:12,290	11:07:31,684	00:07:19,394	16	09:18:19,498	09:19:12,797	00:00:53,299	2	10:28:11,360	10:33:12,977	00:05:01,617	1
11:18:28,108	12:13:56,084	00:55:27,976	23	09:31:45,096	09:39:29,327	00:07:44,231	10	10:42:06,843	10:55:32,441	00:13:25,598	6
Num. P. 2 Total in PIT: 01:02:47,370								Num. P. 3 Total in PIT: 00:18:27,215			



CRONOCIRCUIT: oscar.gutierrez@circuitvalencia.com



Circuit de la C.Valenciana

13 - 15 May 2015

Circuit de la C.Valenciana

TEST RENAULT SPORT TROPHY

ANALISIS PIT 1st Collective Test 13

269 AICART,JMP			
Team Monlau Comp.			
Time IN	Time OUT	GAP	Lap
11:25:49,389	11:39:48,618	00:13:59,229	5
11:46:49,538	...		9
Num. P. 2		Total in PIT: 00:13:59,229	



CROHOCIRCUIT: oscar.gutierrez@circuitvalencia.com