

TEST RENAULT SPORT TROPHY

13 - 15 May 2015

Length: 4005 metros

Results

2nd

Collective Test 13

Pos.	N.	Driver	Team	Car	Nat.	Best Lap	iL	Laps	Gap	Interval	Speed	Cat.	Gr.
1	11	SCHOTHORST,Bas	ZeZe Racing	Renault R.S.01	NLD	01:30,277	11	14			159,71	E	
2	8	FUMANELLI,David	Oregon Team	Renault R.S.01	ITA	01:30,365	19	23	00:00,088	00:00,088	159,55	E	
3	10	SCHOTHORST,Steijn	Eq.Verschuur	Renault R.S.01	NLD	01:30,715	6	25	00:00,438	00:00,350	158,94	E	
4	6	BACHETA,Luciano	Oregon Team	Renault R.S.01	GBR	01:30,740	32	33	00:00,463	00:00,025	158,89	E	
5	9	GHIRELLI,Vittorio	ZeZe Racing	Renault R.S.01	ITA	01:30,854	3	6	00:00,577	00:00,114	158,69	E	
6	69	FONT,Jaume	Monlau Comp.	Renault R.S.01	ESP	01:30,907	17	31	00:00,630	00:00,053	158,6	E	
7	7	HELLMEISTER,Alan	Oregon Team	Renault R.S.01	BRA	01:30,915	9	10	00:00,638	00:00,008	158,59	E	
8	108	CAPITANIO,Dario	Oregon Team	Renault R.S.01	ITA	01:31,158	12	18	00:00,881	00:00,243	158,16	P	
9	4	LEO,Federico	V8 Racing	Renault R.S.01	ITA	01:31,191	12	24	00:00,914	00:00,033	158,11	E	
10	106	NALIO,Niccolò	Oregon Team	Renault R.S.01	ITA	01:31,727	14	14	00:01,450	00:00,536	157,18	P	
11	3	DONTJE,Indy	Art Junior	Renault R.S.01	NLD	01:31,749	3	31	00:01,472	00:00,022	157,15	E	
12	205	GEERTS,Roy	V8 Racing	Renault R.S.01		01:32,169	14	43	00:01,892	00:00,420	156,43	E	
13	103	FORNE,Toni	Art Junior	Renault R.S.01	ESP	01:32,578	6	16	00:02,301	00:00,409	155,74	P	
14	204	FORSMAN,Philip	V8 Racing	Renault R.S.01		01:32,865	15	25	00:02,588	00:00,287	155,26	P	
15	101	COIMBRA,Antonio	Eq.Verschuur	Renault R.S.01	POR	01:32,878	33	38	00:02,601	00:00,013	155,24	P	
16	104	SITJHOFF,Diederik	V8 Racing	Renault R.S.01	NLD	01:33,026	20	35	00:02,749	00:00,148	154,99	P	
17	110	SCHOTHORST,Jeroen	Eq.Verschuur	Renault R.S.01	NLD	01:34,037	4	15	00:03,760	00:01,011	153,32	P	
18	111	HLADIK,Vladimir	ZeZe Racing	Renault R.S.01	CZE	01:34,295	23	27	00:04,018	00:00,258	152,9	P	
19	107	BAPTISTA,Adalberto	Oregon Team	Renault R.S.01	BRA	01:34,659	29	33	00:04,382	00:00,364	152,32	P	
20	169	SMET,Jurgen	Monlau Comp.	Renault R.S.01	SUI	01:40,071	8	10	00:09,794	00:05,412	144,08	P	
21	2	PIZZITOLA,Andrea	Art Junior	Renault R.S.01	FRA	START		2				E	

Circuit de la C.Valenciana

Final Official

Provisional Official

Length: 4005 m. Hour: 13:59

JURY:

C.of the Course:

C.Timekeeper:

Hour:

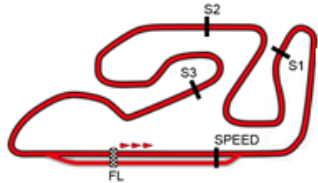
Hour:

Hour: 18:03:26



CROHOCIRCUIT: oscar.gutierrez@circuitvalencia.com

Master Timing, Sport Timing Systems, www.mastertiming.es www.cronoline.es by Eventronic www.eventronic.es 19FJAP63



TEST RENAULT SPORT TROPHY

13 - 15 May 2015

Length: 4005 metros

Results

2nd

Collective Test 13

Pos.	N.	Driver	Team	Car	Nat.	Best Lap	iL	Laps	Gap	Interval	Speed	Cat.	Gr.
Categoría: E													
1	11	SCHOTHORST,Bas	ZeZe Racing	Renault R.S.01	NLD	01:30,277	11	14			159,71	E	
2	8	FUMANELLI,David	Oregon Team	Renault R.S.01	ITA	01:30,365	19	23	00:00,088	00:00,088	159,55	E	
3	10	SCHOTHORST,Steijn	Eq.Verschuur	Renault R.S.01	NLD	01:30,715	6	25	00:00,438	00:00,350	158,94	E	
4	6	BACHETA,Luciano	Oregon Team	Renault R.S.01	GBR	01:30,740	32	33	00:00,463	00:00,025	158,89	E	
5	9	GHIRELLI,Vittorio	ZeZe Racing	Renault R.S.01	ITA	01:30,854	3	6	00:00,577	00:00,114	158,69	E	
6	69	FONT,Jaume	Monlau Comp.	Renault R.S.01	ESP	01:30,907	17	31	00:00,630	00:00,053	158,6	E	
7	7	HELLMEISTER,Alan	Oregon Team	Renault R.S.01	BRA	01:30,915	9	10	00:00,638	00:00,008	158,59	E	
8	4	LEO,Federico	V8 Racing	Renault R.S.01	ITA	01:31,191	12	24	00:00,914	00:00,276	158,11	E	
9	3	DONTJE,Indy	Art Junior	Renault R.S.01	NLD	01:31,749	3	31	00:01,472	00:00,558	157,15	E	
10	205	GEERTS,Roy	V8 Racing	Renault R.S.01		01:32,169	14	43	00:01,892	00:00,420	156,43	E	
11	2	PIZZITOLA,Andrea	Art Junior	Renault R.S.01	FRA	START		2				E	
Categoría: P													
1	108	CAPITANIO,Dario	Oregon Team	Renault R.S.01	ITA	01:31,158	12	18			158,16	P	
2	106	NALIO,Niccolò	Oregon Team	Renault R.S.01	ITA	01:31,727	14	14	00:00,569	00:00,569	157,18	P	
3	103	FORNE,Toni	Art Junior	Renault R.S.01	ESP	01:32,578	6	16	00:01,420	00:00,851	155,74	P	
4	204	FORSMAN,Philip	V8 Racing	Renault R.S.01		01:32,865	15	25	00:01,707	00:00,287	155,26	P	
5	101	COIMBRA,Antonio	Eq.Verschuur	Renault R.S.01	POR	01:32,878	33	38	00:01,720	00:00,013	155,24	P	
6	104	SITJHOFF,Diederik	V8 Racing	Renault R.S.01	NLD	01:33,026	20	35	00:01,868	00:00,148	154,99	P	
7	110	SCHOTHORST,Jeroen	Eq.Verschuur	Renault R.S.01	NLD	01:34,037	4	15	00:02,879	00:01,011	153,32	P	
8	111	HLADIK,Vladimir	ZeZe Racing	Renault R.S.01	CZE	01:34,295	23	27	00:03,137	00:00,258	152,9	P	
9	107	BAPTISTA,Adalberto	Oregon Team	Renault R.S.01	BRA	01:34,659	29	33	00:03,501	00:00,364	152,32	P	
10	169	SMET,Jurgen	Monlau Comp.	Renault R.S.01	SUI	01:40,071	8	10	00:08,913	00:05,412	144,08	P	

Circuit de la C. Valenciana

Final Official

Provisional Official

Length: 4005 m. Hour: 13:59

JURY:

Hour:

C.of the Course:

Hour:

C.Timekeeper:

Hour: 18:04:04



CRONOCIRCUIT: oscar.gutierrez@circuitvalencia.com

Master Timing, Sport Timing Systems, www.mastertiming.es www.cronoline.es by Eventronic www.eventronic.es 19FJAP63



WORLD SERIES
by RENAULT

RENAULT SPORT
TROPHY

R.S.01



TEST RENAULT SPORT TROPHY

13 - 15 May 2015

Circuit de la C.Valenciana
Length: 4005 metros

COMBINED

Collective Test 13

Pos.	N.	Driver	Team	Car	Nat.	Time	Gap	Qualif. 1	iL	nL	Qualif. 2	iL	nL	TL	Cat.
1	10	SCHOTHORST, Steijn	Eq.Verschuur	Renault R.S.01	NLD	01:29,980		01:29,980	15	39	01:30,715	6	25	64	E
2	11	SCHOTHORST, Bas	ZeLe Racing	Renault R.S.01	NLD	01:30,277	00:00,297	01:30,574	7	23	01:30,277	11	14	37	E
3	8	FUMANELLI, David	Oregon Team	Renault R.S.01	ITA	01:30,365	00:00,385	01:31,747	13	29	01:30,365	19	23	52	E
4	9	GHIRELLI, Vittorio	ZeLe Racing	Renault R.S.01	ITA	01:30,380	00:00,400	01:30,380	12	18	01:30,854	3	6	24	E
5	6	BACHETA, Luciano	Oregon Team	Renault R.S.01	GBR	01:30,740	00:00,760	01:31,595	14	26	01:30,740	32	33	59	E
6	5	PASTORELL, Nicky	V8 Racing	Renault R.S.01	ITA	01:30,780	00:00,800	01:30,780	17	46				46	E
7	108	CAPITANIO, Dario	Oregon Team	Renault R.S.01	ITA	01:30,806	00:00,826	01:30,806	17	35	01:31,158	12	18	53	P
8	69	FONT, Jaume	Monlau Comp.	Renault R.S.01	ESP	01:30,907	00:00,927				01:30,907	17	31	31	E
9	7	HELLMEISTER, Alan	Oregon Team	Renault R.S.01	BRA	01:30,915	00:00,935	01:31,853	12	23	01:30,915	9	10	33	E
10	106	NALIO, Niccolò	Oregon Team	Renault R.S.01	ITA	01:31,006	00:01,026	01:31,006	25	29	01:31,727	14	14	43	P
11	3	DONTJE, Indy	Art Junior	Renault R.S.01	NLD	01:31,080	00:01,100	01:31,080	24	36	01:31,749	3	31	67	E
12	269	AICART, JMP	Monlau Comp.	Renault R.S.01	ESP	01:31,146	00:01,166	01:31,146	4	9				9	E
13	4	LEO, Federico	V8 Racing	Renault R.S.01	ITA	01:31,191	00:01,211				01:31,191	12	24	24	E
14	102	GONDA, Richard	Art Junior	Renault R.S.01	SVK	01:31,307	00:01,327	01:31,307	11	12				12	P
15	1	RAMOS, Miguel	Eq.Verschuur	Renault R.S.01	POR	01:31,429	00:01,449	01:31,429	13	17				17	E
16	205	GEERTS, Roy	V8 Racing	Renault R.S.01		01:32,169	00:02,189				01:32,169	14	43	43	E
17	103	FORNE, Toni	Art Junior	Renault R.S.01	ESP	01:32,578	00:02,598	01:33,935	5	10	01:32,578	6	16	26	P
18	204	FORSMAN, Philip	V8 Racing	Renault R.S.01		01:32,865	00:02,885				01:32,865	15	25	25	P
19	101	COIMBRA, Antonio	Eq.Verschuur	Renault R.S.01	POR	01:32,878	00:02,898				01:32,878	33	38	38	P
20	104	SITJHOFF, Diederik	V8 Racing	Renault R.S.01	NLD	01:33,026	00:03,046				01:33,026	20	35	35	P
21	109	BOURGOIS, Philippe	ZeLe Racing	Renault R.S.01	FRA	01:33,360	00:03,380	01:33,360	20	23				23	P
22	110	SCHOTHORST, Jeroen	Eq.Verschuur	Renault R.S.01	NLD	01:34,037	00:04,057	01:34,252	8	19	01:34,037	4	15	34	P
23	111	HLADIK, Vladimir	ZeLe Racing	Renault R.S.01	CZE	01:34,295	00:04,315	01:34,908	10	14	01:34,295	23	27	41	P
24	107	BAPTISTA, Adalberto	Oregon Team	Renault R.S.01	BRA	01:34,356	00:04,376	01:34,356	21	31	01:34,659	29	33	64	P
25	169	SMET, Jurgen	Monlau Comp.	Renault R.S.01	SUI	01:36,774	00:06,794	01:36,774	11	12	01:40,071	8	10	22	P
26	2	PIZZITOLA, Andrea	Art Junior	Renault R.S.01	FRA	PIT1		00:00,000	1	6				6	E

Circuit de la C.Valenciana

Final Official

Provisional Official

Length: 4005

Hour: 14:00:00

JURY:

Hour:

C.of the Course:

Hour:

C.Timekeeper:

Hour: 18:06:48



CRONOCIRCUIT: oscar.gutierrez@circuitvalencia.com

Master Timing, Sport Timing Systems, www.mastertiming.es www.cronoline.es by Eventronic www.eventronic.es 19FJAP63



WORLD SERIES
by RENAULT

RENAULT SPORT
TROPHY

R.S.01



TEST RENAULT SPORT TROPHY

13 - 15 May 2015

Circuit de la C.Valenciana
Length: 4005 metros

COMBINED

Collective Test 13

Pos.	N.	Driver	Team	Car	Nat.	Time	Gap	Qualif. 1	iL	nL	Qualif. 2	iL	nL	TL	Cat.
1	10	SCHOTHORST,Steijn	Eq.Verschuur	Renault R.S.01	NLD	01:29,980		01:29,980	15	39	01:30,715	6	25	64	E
2	11	SCHOTHORST,Bas	ZeLe Racing	Renault R.S.01	NLD	01:30,277	00:00,297	01:30,574	7	23	01:30,277	11	14	37	E
3	8	FUMANELLI,David	Oregon Team	Renault R.S.01	ITA	01:30,365	00:00,385	01:31,747	13	29	01:30,365	19	23	52	E
4	9	GHIRELLI,Vittorio	ZeLe Racing	Renault R.S.01	ITA	01:30,380	00:00,400	01:30,380	12	18	01:30,854	3	6	24	E
5	6	BACHETA,Luciano	Oregon Team	Renault R.S.01	GBR	01:30,740	00:00,760	01:31,595	14	26	01:30,740	32	33	59	E
6	5	PASTORELL,Nicky	V8 Racing	Renault R.S.01	ITA	01:30,780	00:00,800	01:30,780	17	46				46	E
7	69	FONT,Jaume	Monlau Comp.	Renault R.S.01	ESP	01:30,907	00:00,927				01:30,907	17	31	31	E
8	7	HELLMEISTER,Alan	Oregon Team	Renault R.S.01	BRA	01:30,915	00:00,935	01:31,853	12	23	01:30,915	9	10	33	E
9	3	DONTJE,Indy	Art Junior	Renault R.S.01	NLD	01:31,080	00:01,100	01:31,080	24	36	01:31,749	3	31	67	E
10	269	AICART,JMP	Monlau Comp.	Renault R.S.01	ESP	01:31,146	00:01,166	01:31,146	4	9				9	E
11	4	LEO,Federico	V8 Racing	Renault R.S.01	ITA	01:31,191	00:01,211				01:31,191	12	24	24	E
12	1	RAMOS,Miguel	Eq.Verschuur	Renault R.S.01	POR	01:31,429	00:01,449	01:31,429	13	17				17	E
13	205	GEERTS,Roy	V8 Racing	Renault R.S.01		01:32,169	00:02,189				01:32,169	14	43	43	E
14	2	PIZZITOLA,Andrea	Art Junior	Renault R.S.01	FRA	PIT1		00:00,000	1	6				6	E

Circuit de la C.Valenciana

Final Official

Provisional Official

Length: 4005

Hour: 14:00:00

JURY:

Hour:

C.of the Course:

Hour:

C.Timekeeper:

Hour: 18:10:33



CRONOCIRCUIT: oscar.gutierrez@circuitvalencia.com

Master Timing, Sport Timing Systems, www.mastertiming.es www.cronoline.es by Eventronic www.eventronic.es 19FJAP63



WORLD SERIES
by RENAULT

RENAULT SPORT
TROPHY

R.S.01



TEST RENAULT SPORT TROPHY

13 - 15 May 2015

Circuit de la C.Valenciana

Length: 4005 metros

COMBINED

Collective Test 13

Pos.	N.	Driver	Team	Car	Nat.	Time	Gap	Qualif. 1	iL	nL	Qualif. 2	iL	nL	TL	Cat.
1	108	CAPITANIO,Dario	Oregon Team	Renault R.S.01	ITA	01:30,806		01:30,806	17	35	01:31,158	12	18	53	P
2	106	NALIO,Niccolò	Oregon Team	Renault R.S.01	ITA	01:31,006	00:00,200	01:31,006	25	29	01:31,727	14	14	43	P
3	102	GONDA,Richard	Art Junior	Renault R.S.01	SVK	01:31,307	00:00,501	01:31,307	11	12				12	P
4	103	FORNE,Toni	Art Junior	Renault R.S.01	ESP	01:32,578	00:01,772	01:33,935	5	10	01:32,578	6	16	26	P
5	204	FORSMAN,Philip	V8 Racing	Renault R.S.01		01:32,865	00:02,059				01:32,865	15	25	25	P
6	101	COIMBRA,Antonio	Eq.Verschuur	Renault R.S.01	POR	01:32,878	00:02,072				01:32,878	33	38	38	P
7	104	SITJHOFF,Diederik	V8 Racing	Renault R.S.01	NLD	01:33,026	00:02,220				01:33,026	20	35	35	P
8	109	BOURGOIS,Philippe	ZeLe Racing	Renault R.S.01	FRA	01:33,360	00:02,554	01:33,360	20	23				23	P
9	110	SCHOTHORST,Jeroen	Eq.Verschuur	Renault R.S.01	NLD	01:34,037	00:03,231	01:34,252	8	19	01:34,037	4	15	34	P
10	111	HLADIK,Vladimir	ZeLe Racing	Renault R.S.01	CZE	01:34,295	00:03,489	01:34,908	10	14	01:34,295	23	27	41	P
11	107	BAPTISTA,Adalberto	Oregon Team	Renault R.S.01	BRA	01:34,356	00:03,550	01:34,356	21	31	01:34,659	29	33	64	P
12	169	SMET,Jurgen	Monlau Comp.	Renault R.S.01	SUI	01:36,774	00:05,968	01:36,774	11	12	01:40,071	8	10	22	P

Circuit de la C.Valenciana

Final Official

Provisional Official

Length: 4005

Hour: 14:00:00

JURY:

Hour:

C.of the Course:

Hour:

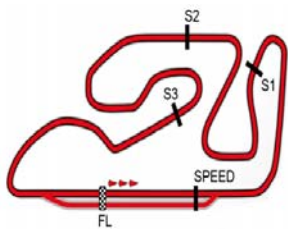
C.Timekeeper:

Hour: 18:11:48



CRONOCIRCUIT: oscar.gutierrez@circuitvalencia.com

Master Timing, Sport Timing Systems, www.mastertiming.es www.cronoline.es by Eventronic www.eventronic.es 19FJAP63



Circuit de la C. Valenciana

13 - 15 May 2015

Circuit de la C. Valenciana

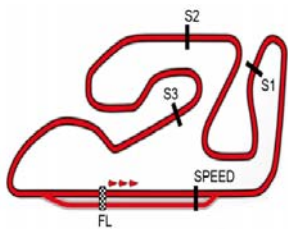
TEST RENAULT SPORT TROPHY

VUELTA A VUELTA SECTORES 2nd Collective Test 13

Table with columns for driver name, sector times, V.Max, and Hora. Includes drivers like PIZZITOLA, Andrea; DONTJE, Indy; LEO, Federico; BACHETA, Luciano; HELLMEISTER, Alan; and FUMANELLI, David.



CROHOCIRCUIT: oscar.gutierrez@circuitvalencia.com



Circuit de la C. Valenciana

13 - 15 May 2015

Circuit de la C. Valenciana

TEST RENAULT SPORT TROPHY

VUELTA A VUELTA SECTORES 2nd Collective Test 13

Table with 14 columns showing lap times for drivers 5-23. Includes pit stops and overall times.

9 - GHIRELLI, Vittorio P.Vmax: 2 T. Ideal: 01:30,740

Table with 7 columns: V. Tiempo, Sector 1-4, V.Max, Hora. Shows lap data for driver 9.

10 - SCHOTHORST, Steijn P.Vmax: 2 T. Ideal: 01:30,457

Table with 7 columns: V. Tiempo, Sector 1-4, V.Max, Hora. Shows lap data for driver 10.

11 - SCHOTHORST, Bas P.Vmax: 2 T. Ideal: 01:30,147

Table with 7 columns: V. Tiempo, Sector 1-4, V.Max, Hora. Shows lap data for driver 11.

69 - FONT,Jaume P.Vmax: 16 T. Ideal: 01:30,665

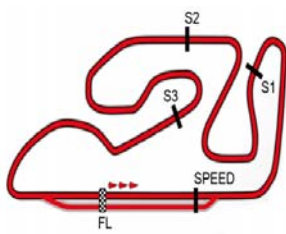
Table with 7 columns: V. Tiempo, Sector 1-4, V.Max, Hora. Shows lap data for driver 69.

101 - COIMBRA, Antonio P.Vmax: 9 T. Ideal: 01:32,456

Table with 7 columns: V. Tiempo, Sector 1-4, V.Max, Hora. Shows lap data for driver 101.



CROHOCIRCUIT: oscar.gutierrez@circuitvalencia.com



Circuit de la C. Valenciana

13 - 15 May 2015

Circuit de la C. Valenciana

TEST RENAULT SPORT TROPHY

VUELTA A VUELTA SECTORES 2nd Collective Test 13

12	01:34,605	00:21,446	00:24,968	00:21,815	00:26,376	243,24	15:55:13	12	01:38,018	00:22,626	00:26,393	00:22,201	00:26,798	235,29	16:30:13				
13	01:33,777	00:21,323	00:24,607	00:21,540	00:26,307	241,61	15:56:47	13	01:35,875	00:21,229	00:25,488	00:22,386	00:26,772	240,00	16:31:49				
14	01:33,407	00:21,109	00:24,462	00:21,605	00:26,231	242,42	15:58:20	14	01:37,030	00:21,359	00:26,464	00:22,381	00:26,826	239,20	16:33:26				
15	01:33,666	00:21,134	00:24,798	00:21,654	00:26,080	243,24	15:59:54	15	01:35,117	00:21,167	00:25,448	00:21,885	00:26,617	241,61	16:35:01				
16	01:33,742	00:21,328	00:24,641	00:21,652	00:26,121	244,07	16:01:27	16	01:34,319	00:21,309	00:24,978	00:21,690	00:26,342	241,61	16:36:35				
17	01:33,811	00:21,103	00:24,773	00:21,813	00:26,122	243,24	16:03:01	17	01:34,889	00:20,996	00:25,469	00:21,995	00:26,429	242,42	16:38:10				
18	01:33,207	00:21,177	00:24,629	00:21,366	00:26,035	243,24	16:04:34	18	01:34,155	00:21,091	00:24,959	00:21,638	00:26,467	242,42	16:39:44				
19	01:33,792	00:21,196	00:24,633	00:21,706	00:26,257	244,07	16:06:08	19	01:34,593	00:21,034	00:25,244	00:21,834	00:26,481	241,61	16:41:19				
20	PIT	00:21,236	00:24,922	00:22,413	00:34,053	244,07	16:07:51	20	01:33,026	00:20,822	00:24,516	00:21,574	00:26,114	243,24	16:42:52				
21	46:48,151	45:21,713	00:30,124	00:26,598	00:29,716	16:54:39		21	PIT	00:20,955	00:24,714	00:21,725	00:32,913	242,42	16:44:32				
22	01:39,050	00:24,925	00:25,485	00:22,155	00:26,485	240,00	16:56:18	22	55:17,363	53:53,001	00:31,208	00:25,500	00:27,654	17:39:50					
23	01:33,646	00:21,236	00:24,674	00:21,751	00:25,985	241,61	16:57:52	23	01:36,056	00:21,920	00:25,319	00:22,260	00:26,557	239,20	17:41:26				
24	01:32,957	00:21,123	00:24,325	00:21,582	00:25,927	243,24	16:59:25	24	01:34,617	00:21,251	00:25,035	00:21,904	00:26,427	238,41	17:43:00				
25	01:33,597	00:20,980	00:24,715	00:21,676	00:26,226	243,24	17:00:58	25	01:34,276	00:21,325	00:24,883	00:21,920	00:26,148	239,20	17:44:35				
26	01:34,016	00:21,276	00:24,565	00:21,620	00:26,555	242,42	17:02:32	26	01:33,612	00:21,075	00:24,857	00:21,628	00:26,052	240,00	17:46:08				
27	01:34,206	00:21,256	00:24,952	00:21,595	00:26,403	241,61	17:04:07	27	01:33,678	00:20,954	00:24,744	00:21,808	00:26,172	240,00	17:47:42				
28	PIT	00:21,215	00:25,260	00:22,434	00:34,691	243,24	17:05:50	28	01:33,573	00:20,827	00:24,645	00:21,937	00:26,164	240,00	17:49:16				
29	34:21,168	32:56,860	00:29,333	00:26,297	00:28,678	17:40:11		29	01:33,963	00:21,119	00:24,881	00:21,516	00:26,447	240,00	17:50:50				
30	01:34,685	00:21,318	00:24,965	00:21,777	00:26,625	241,61	17:41:46	30	01:33,965	00:21,309	00:24,443	00:21,914	00:26,299	240,80	17:52:24				
31	01:34,100	00:21,305	00:24,739	00:21,665	00:26,391	242,42	17:43:20	31	01:34,309	00:21,489	00:24,782	00:21,831	00:26,207	241,61	17:53:58				
32	01:33,672	00:21,101	00:24,750	00:21,677	00:26,144	243,24	17:44:54	32	01:34,219	00:21,153	00:24,613	00:21,867	00:26,586	240,80	17:55:32				
33	01:32,878	00:21,005	00:24,373	00:21,490	00:26,010	243,24	17:46:27	33	01:33,776	00:21,183	00:24,598	00:21,840	00:26,155	239,20	17:57:06				
34	01:32,970	00:20,838	00:24,530	00:21,528	00:26,074	243,24	17:48:00	34	01:33,742	00:21,072	00:24,560	00:21,740	00:26,370	241,61	17:58:40				
35	01:33,358	00:21,050	00:24,847	00:21,371	00:26,090	243,24	17:49:33	35	01:33,683	00:20,905	00:24,677	00:21,789	00:26,312	242,42	18:00:13				
36	01:33,690	00:21,185	00:24,680	00:21,515	00:26,310	242,42	17:51:07	106 - NALIO, Niccolò						P.Vmax: 16	T. Ideal: 01:31,384				
37	01:34,479	00:21,066	00:24,927	00:21,957	00:26,529	241,61	17:52:41	V. Tiempo						Sector 1	Sector 2	Sector 3	Sector 4	V.Max	Hora
38	PIT	00:21,115	00:24,731	00:21,553	00:32,124	243,24	17:54:21	1	START	02:39:55,	00:25,748	00:21,888	00:26,124	16:41:08					

103 - FORNE, Toni P.Vmax: 9 T. Ideal: 01:32,140

V. Tiempo	Sector 1	Sector 2	Sector 3	Sector 4	V.Max	Hora
1	START	01:25:20,	00:29,203	00:26,197	00:28,001	15:26:42
2	01:37,170	00:23,341	00:25,314	00:21,908	00:26,607	243,24 15:28:20
3	01:34,580	00:22,171	00:24,741	00:21,552	00:26,116	242,42 15:29:54
4	01:33,394	00:21,255	00:24,470	00:21,726	00:25,943	243,24 15:31:28
5	01:34,808	00:21,003	00:25,776	00:21,952	00:26,077	244,07 15:33:02
6	01:32,578	00:21,084	00:24,360	00:21,292	00:25,842	242,42 15:34:35
7	01:34,142	00:21,410	00:24,790	00:21,500	00:26,442	243,24 15:36:09
8	01:33,196	00:20,795	00:24,769	00:21,523	00:26,109	244,07 15:37:42
9	PIT	00:21,162	00:26,695	00:26,468	00:41,821	242,42 15:39:38
10	28:30,690	27:13,419	00:27,279	00:23,075	00:26,917	16:08:09
11	01:34,012	00:21,741	00:24,999	00:21,430	00:25,842	242,42 16:09:43
12	01:32,849	00:20,969	00:24,479	00:21,708	00:25,693	243,24 16:11:16
13	01:33,894	00:20,892	00:24,707	00:22,080	00:26,215	242,42 16:12:50
14	01:33,581	00:21,493	00:24,763	00:21,403	00:25,922	243,24 16:14:23
15	01:34,179	00:21,118	00:25,063	00:21,749	00:26,249	243,24 16:15:58
16	PIT	00:24,819	00:30,372	00:24,932	00:35,261	244,07 16:17:53

104 - SITJHOFF, Diederik P.Vmax: 16 T. Ideal: 01:32,833

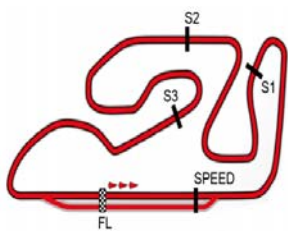
V. Tiempo	Sector 1	Sector 2	Sector 3	Sector 4	V.Max	Hora
1	START	02:01:04,	00:35,429	00:28,476	00:31,827	16:02:39
2	01:49,980	00:24,949	00:30,049	00:25,632	00:29,350	237,62 16:04:29
3	01:45,955	00:23,738	00:29,713	00:23,713	00:28,791	236,84 16:06:15
4	01:44,795	00:22,961	00:28,712	00:23,270	00:29,852	234,53 16:08:00
5	01:40,133	00:22,598	00:26,823	00:23,117	00:27,595	236,84 16:09:40
6	01:38,502	00:22,199	00:26,329	00:22,944	00:27,030	240,00 16:11:18
7	01:38,545	00:22,096	00:26,421	00:22,771	00:27,257	240,00 16:12:57
8	01:37,665	00:22,014	00:26,180	00:22,574	00:26,897	240,00 16:14:35
9	01:35,897	00:21,405	00:25,641	00:22,132	00:26,719	240,00 16:16:10
10	PIT	00:21,401	00:25,401	00:22,472	00:35,579	240,80 16:17:55
11	10:39,772	09:15,843	00:31,233	00:24,750	00:27,946	16:28:35

106 - NALIO, Niccolò P.Vmax: 16 T. Ideal: 01:31,384

V. Tiempo	Sector 1	Sector 2	Sector 3	Sector 4	V.Max	Hora
1	START	02:39:55,	00:25,748	00:21,888	00:26,124	16:41:08
2	01:33,763	00:21,276	00:24,608	00:21,625	00:26,254	243,24 16:42:42
3	01:33,216	00:20,886	00:24,739	00:21,536	00:26,055	240,80 16:44:15
4	01:35,104	00:21,119	00:24,907	00:22,501	00:26,577	240,00 16:45:50
5	01:33,771	00:21,186	00:24,794	00:21,717	00:26,074	240,00 16:47:24
6	01:33,410	00:21,177	00:24,692	00:21,591	00:25,950	240,00 16:48:57
7	01:33,401	00:21,080	00:24,797	00:21,618	00:25,906	239,20 16:50:31
8	PIT	00:21,428	00:24,798	00:21,668	00:29,166	240,00 16:52:08
9	01:01:19,999	01:00:04,	00:27,998	00:21,757	00:26,142	17:53:28
10	01:32,589	00:20,863	00:24,467	00:21,380	00:25,879	242,42 17:55:00
11	01:31,841	00:20,853	00:24,183	00:21,052	00:25,753	239,20 17:56:32
12	01:45,122	00:20,700	00:27,036	00:28,415	00:28,971	240,00 17:58:17
13	01:31,832	00:20,508	00:24,220	00:21,290	00:25,814	243,24 17:59:49
14	01:31,727	00:20,685	00:24,227	00:21,174	00:25,641	240,80 18:01:21

107 - BAPTISTA, Adalberto P.Vmax: 9 T. Ideal: 01:34,006

V. Tiempo	Sector 1	Sector 2	Sector 3	Sector 4	V.Max	Hora
1	START	01:42:27,	00:29,837	00:50,002	00:27,657	15:44:14
2	01:52,231	00:22,397	00:33,845	00:28,327	00:27,662	240,00 15:46:06
3	01:37,994	00:21,999	00:25,687	00:22,613	00:27,695	241,61 15:47:44
4	01:35,617	00:21,511	00:25,228	00:21,972	00:26,906	244,07 15:49:19
5	01:36,437	00:22,045	00:25,689	00:22,162	00:26,541	241,61 15:50:56
6	01:36,021	00:21,877	00:25,180	00:22,143	00:26,821	240,80 15:52:32
7	01:36,760	00:21,810	00:25,485	00:22,566	00:26,899	241,61 15:54:09
8	01:36,553	00:21,806	00:25,433	00:22,398	00:26,916	240,80 15:55:45
9	PIT	00:23,597	00:27,494	00:25,728	00:38,108	241,61 15:57:40
10	07:05,044	05:46,935	00:27,117	00:23,471	00:27,521	16:04:45
11	01:35,787	00:21,511	00:25,449	00:21,764	00:27,063	241,61 16:06:21
12	01:38,136	00:21,813	00:25,401	00:22,270	00:28,652	240,00 16:07:59
13	01:35,966	00:21,863	00:25,582	00:21,861	00:26,660	239,20 16:09:35
14	01:35,140	00:21,516	00:25,328	00:21,649	00:26,647	240,80 16:11:10
15	01:35,736	00:21,667				



Circuit de la C. Valenciana

13 - 15 May 2015

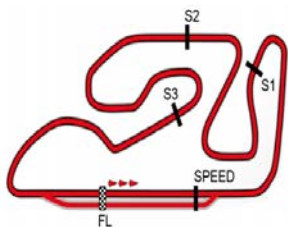
Circuit de la C. Valenciana

TEST RENAULT SPORT TROPHY

VUELTA A VUELTA SECTORES 2nd Collective Test 13

17	01:35,718	00:21,729	00:25,918	00:21,748	00:26,323	241,61	16:15:57	3	01:35,547	00:22,113	00:24,833	00:21,945	00:26,656	244,07	15:14:50								
18	01:36,124	00:22,163	00:25,310	00:22,107	00:26,544	242,42	16:17:33	4	01:35,468	00:22,194	00:24,681	00:22,070	00:26,523	243,24	15:16:25								
19	PIT	00:21,651	00:25,648	00:21,864	00:38,384	242,42	16:19:21	5	PIT	00:21,558	00:24,714	00:22,168	00:35,883	242,42	15:18:09								
20	10:41,168	09:24,093	00:27,083	00:22,924	00:27,068		16:30:02	6	04:03,915	02:49,292	00:25,240	00:22,839	00:26,544		15:22:13								
21	01:35,537	00:21,446	00:25,535	00:21,681	00:26,875	240,80	16:31:37	7	01:35,825	00:21,960	00:25,245	00:22,173	00:26,447	242,42	15:23:49								
22	01:36,300	00:21,830	00:25,766	00:21,959	00:26,745	240,80	16:33:14	8	01:35,153	00:21,675	00:24,934	00:22,030	00:26,514	242,42	15:25:24								
23	01:35,167	00:21,840	00:25,103	00:21,713	00:26,511	240,80	16:34:49	9	01:34,967	00:21,733	00:24,864	00:22,039	00:26,331	240,80	15:26:59								
24	01:35,451	00:21,767	00:25,487	00:21,748	00:26,449	240,80	16:36:24	10	01:35,385	00:21,825	00:24,880	00:22,060	00:26,620	244,07	15:28:35								
25	PIT	00:21,731	00:37,678	00:28,018	00:43,958	240,80	16:38:36	11	01:35,947	00:21,647	00:25,059	00:22,474	00:26,767	243,24	15:30:11								
26	01:10:20,796	01:09:04	00:26,393	00:22,744	00:26,948		17:48:57	12	01:35,344	00:21,622	00:24,960	00:22,125	00:26,637	243,24	15:31:46								
27	01:35,827	00:22,138	00:25,470	00:21,507	00:26,712	240,80	17:50:32	13	PIT	00:22,010	00:25,588	00:22,885	00:37,837	244,07	15:33:34								
28	01:35,025	00:21,678	00:25,321	00:21,706	00:26,320	240,00	17:52:07	14	30:06,187	28:50,115	00:26,655	00:22,511	00:26,906		16:03:40								
29	01:34,659	00:21,411	00:24,984	00:21,694	00:26,570	240,00	17:53:42	15	01:35,066	00:21,601	00:24,915	00:21,989	00:26,561	243,24	16:05:16								
30	01:35,657	00:21,763	00:25,527	00:21,700	00:26,667	239,20	17:55:18	16	01:35,816	00:21,761	00:25,148	00:22,050	00:26,857	244,07	16:06:51								
31	01:34,714	00:21,471	00:25,450	00:21,689	00:26,104	240,00	17:56:52	17	01:35,142	00:21,627	00:24,977	00:22,073	00:26,465	243,24	16:08:26								
32	01:35,053	00:21,443	00:25,576	00:21,528	00:26,506	242,42	17:58:27	18	01:35,098	00:21,410	00:24,979	00:22,287	00:26,422	243,24	16:10:02								
33	01:43,705	00:21,758	00:26,482	00:26,380	00:29,085	241,61	18:00:11	19	01:34,818	00:21,516	00:25,072	00:21,957	00:26,273	244,07	16:11:36								
108 - CAPITANIO, Dario								P.Vmax: 2 T. Ideal: 01:30,893															
V. Tiempo	Sector 1	Sector 2	Sector 3	Sector 4	V.Max	Hora		V. Tiempo	Sector 1	Sector 2	Sector 3	Sector 4	V.Max	Hora									
1	START	02:30,00	00:24,856	00:21,741	00:25,899		16:31:11	20	PIT	00:21,637	00:25,403	00:22,316	00:33,648	244,07	16:13:19								
2	01:32,508	00:20,966	00:24,465	00:21,337	00:25,740	244,07	16:32:44	21	08:20,005	07:06,218	00:25,548	00:21,869	00:26,370		16:21:39								
3	01:33,067	00:21,017	00:24,634	00:21,323	00:26,093	243,24	16:34:17	22	01:34,653	00:21,530	00:24,731	00:22,134	00:26,258	243,24	16:23:14								
4	01:32,705	00:20,834	00:24,351	00:21,565	00:25,955	241,61	16:35:50	23	01:34,295	00:21,516	00:24,831	00:21,643	00:26,305	242,42	16:24:48								
5	01:32,960	00:20,960	00:24,438	00:21,582	00:25,980	242,42	16:37:23	24	01:35,568	00:21,690	00:24,726	00:21,563	00:27,589	241,61	16:26:24								
6	01:32,587	00:20,793	00:24,436	00:21,477	00:25,881	243,24	16:38:55	25	01:35,338	00:21,590	00:25,366	00:22,201	00:26,181	243,24	16:27:59								
7	01:32,813	00:20,982	00:24,442	00:21,485	00:25,904	244,07	16:40:28	26	01:34,507	00:21,392	00:25,174	00:21,857	00:26,084	244,07	16:29:34								
8	01:33,026	00:21,095	00:24,402	00:21,611	00:25,918	242,42	16:42:01	27	PIT	00:21,528	00:26,574	00:27,458	00:41,236	243,24	16:31:31								
9	01:32,814	00:20,904	00:24,472	00:21,528	00:25,910	244,07	16:43:34	169 - SMET, Jurgen								P.Vmax: 20 T. Ideal: 01:39,116							
10	PIT	00:22,539	00:27,080	00:22,790	00:32,620	242,42	16:45:19	V. Tiempo	Sector 1	Sector 2	Sector 3	Sector 4	V.Max	Hora									
11	01:04:25,742	01:03:05	00:31,298	00:22,552	00:25,930		17:49:45	1	START	03:14:44	00:28,052	00:24,792	00:28,677		17:16:05								
12	01:31,158	00:20,640	00:23,934	00:21,029	00:25,555	243,24	17:51:16	2	01:44,247	00:23,900	00:27,528	00:24,518	00:28,301	237,62	17:17:49								
13	01:31,186	00:20,448	00:23,994	00:21,037	00:25,707	244,07	17:52:47	3	01:43,384	00:24,088	00:27,265	00:23,916	00:28,115	238,41	17:19:33								
14	01:31,605	00:20,754	00:23,994	00:21,290	00:25,567	243,24	17:54:18	4	PIT	00:23,972	00:27,383	00:23,661	00:37,181	239,20	17:21:25								
15	01:31,341	00:20,536	00:24,129	00:21,160	00:25,516	243,24	17:55:50	5	05:51,568	04:31,362	00:27,243	00:24,011	00:28,952		17:27:16								
16	01:50,407	00:26,055	00:35,793	00:22,637	00:25,922	243,24	17:57:40	6	PIT	00:23,578	00:27,351	00:24,224	00:39,667	238,41	17:29:11								
17	01:31,230	00:20,544	00:24,160	00:20,995	00:25,531	244,90	17:59:11	7	05:01,381	03:41,637	00:28,010	00:23,643	00:28,091		17:34:13								
18	PIT	00:22,138	00:26,970	00:26,333	00:38,876	244,07	18:01:06	8	01:40,071	00:23,232	00:26,358	00:22,927	00:27,554	238,41	17:35:53								
110 - SCHOTHORST, Jeroen								P.Vmax: 19 T. Ideal: 01:33,813								9	01:40,593	00:23,069	00:26,582	00:23,601	00:27,341	238,41	17:37:33
V. Tiempo	Sector 1	Sector 2	Sector 3	Sector 4	V.Max	Hora		10	PIT	00:22,648	00:26,304	00:22,823	00:42,445	240,80	17:39:27								
1	START	02:44:49	00:27,171	00:23,526	00:27,255		16:46:06	204 - FORSMAN, Philip								P.Vmax: 9 T. Ideal: 01:32,230							
2	01:37,138	00:22,151	00:25,780	00:22,668	00:26,539	241,61	16:47:43	V. Tiempo	Sector 1	Sector 2	Sector 3	Sector 4	V.Max	Hora									
3	01:35,400	00:21,764	00:25,378	00:22,006	00:26,252	240,00	16:49:19	1	START	01:35:53	00:29,078	00:22,970	00:28,641		15:37:13								
4	01:34,037	00:21,294	00:24,794	00:21,828	00:26,121	241,61	16:50:53	2	01:38,678	00:23,101	00:25,844	00:22,457	00:27,276	241,61	15:38:52								
5	01:41,040	00:21,633	00:26,678	00:25,713	00:27,016	241,61	16:52:34	3	01:35,573	00:21,855	00:25,149	00:21,891	00:26,678	240,80	15:40:27								
6	01:34,206	00:21,510	00:24,966	00:21,714	00:26,016	242,42	16:54:08	4	01:36,610	00:21,727	00:26,676	00:21,892	00:26,315	241,61	15:42:04								
7	01:34,925	00:21,643	00:24,927	00:22,010	00:26,345	241,61	16:55:43	5	01:34,539	00:21,604	00:24,951	00:21,660	00:26,324	242,42	15:43:38								
8	PIT	00:21,708	00:24,789	00:25,496	00:34,459	242,42	16:57:29	6	01:33,328	00:21,438	00:24,427	00:21,423	00:26,040	240,80	15:45:12								
9	22:08,366	20:46,281	00:26,336	00:22,986	00:32,763		17:19:38	7	01:33,902	00:21,268	00:24,532	00:21,530	00:26,572	241,61	15:46:45								
10	01:38,664	00:21,848	00:25,643	00:22,516	00:28,657	240,80	17:21:16	8	01:33,740	00:21,330	00:24,386	00:21,465	00:26,559	242,42	15:48:19								
11	01:36,704	00:22,935	00:25,335	00:22,036	00:26,398	240,80	17:22:53	9	01:33,043	00:21,044	00:24,430	00:21,424	00:26,145	240,80	15:49:52								
12	01:35,930	00:21,631	00:25,318	00:22,351	00:26,630	241,61	17:24:29	10	01:32,923	00:21,174	00:24,272	00:21,303	00:26,174	242,42	15:51:25								
13	01:36,343	00:22,055	00:25,363	00:22,463	00:26,462	241,61	17:26:05	11	01:33,093	00:21,308	00:24,449	00:21,376	00:25,960	241,61	15:52:58								
14	01:35,981	00:21,850	00:25,045	00:22,276	00:26,810	240,00	17:27:41	12	PIT	00:21,328	00:24,499	00:21,387	00:34,951	243,24	15:54:40								
15	PIT	00:22,208	00:25,295	00:21,791	00:34,548	241,61	17:29:25	13	11:09,414	09:53,974	00:27,015	00:21,939	00:26,486		16:05:50								
111 - HLADIK, Vladimir								P.Vmax: 9 T. Ideal: 01:33,720								14	01:32,985	00:21,301	00:24,351	00:21,276	00:26,057	240,80	16:07:23
V. Tiempo	Sector 1	Sector 2	Sector 3	Sector 4	V.Max	Hora		15	01:32,865	00:21,132	00:24,484	00:21,183	00:26,066	240,00	16:08:56								
1	START	01:10:12	00:29,278	00:25,081	00:29,179		15:11:34	16	01:33,566	00:21,319	00:24,384	00:21,542	00:26,321	240,00	16:10:29								
2	01:39,861	00:23,930	00:25,962	00:22,624	00:27,345	240,00	15:13:14	17	01:33,781	00:21,340	00:24,565	00:21,603	00:26,273	240,00	16:12:03								
								18	PIT	00:21,408	00:25,362	00:22,279	00:33,370	240,80	16:13:45								
								19	01:26:29,361	01:25:15	00:25,176	00:21,950	00:26,341		17:40:15								





Circuit de la C. Valenciana

TEST RENAULT SPORT TROPHY

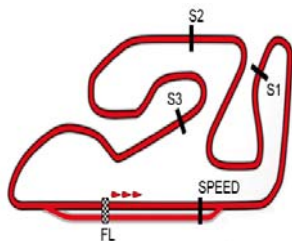
VUELTA A VUELTA SECTORES 2nd Collective Test 13

20	01:33,603	00:21,363	00:24,522	00:21,476	00:26,242	241,61	17:41:48
21	01:33,079	00:21,167	00:24,503	00:21,264	00:26,145	242,42	17:43:22
22	01:33,475	00:20,815	00:24,558	00:21,477	00:26,625	244,07	17:44:55
23	01:33,169	00:21,007	00:24,656	00:21,460	00:26,046	244,07	17:46:28
24	01:33,013	00:20,898	00:24,504	00:21,495	00:26,116	244,07	17:48:01
25	PIT	00:21,840	00:25,033	00:21,813	00:33,824	243,24	17:49:44

205 - GEERTS,Roy P.Vmax: 2 T. Ideal: 01:31,505

V.	Tiempo	Sector 1	Sector 2	Sector 3	Sector 4	V.Max	Hora
1	START						14:35:37
2	01:37,702	00:22,769	00:25,296	00:23,208	00:26,429	241,61	14:37:15
3	01:34,704	00:22,022	00:24,838	00:21,856	00:25,988	241,61	14:38:50
4	01:33,878	00:21,485	00:24,431	00:21,730	00:26,232	242,42	14:40:23
5	01:33,178	00:21,432	00:24,297	00:21,599	00:25,850	241,61	14:41:57
6	01:32,494	00:21,073	00:24,132	00:21,725	00:25,564	241,61	14:43:29
7	01:32,382	00:20,954	00:24,016	00:21,492	00:25,920	244,07	14:45:01
8	01:35,445	00:21,338	00:24,909	00:22,289	00:26,909	243,24	14:46:37
9	01:33,594	00:21,262	00:24,710	00:21,643	00:25,979	242,42	14:48:11
10	01:35,773	00:21,069	00:26,626	00:21,594	00:26,484	243,24	14:49:46
11	01:32,872	00:21,064	00:24,329	00:21,621	00:25,858	243,24	14:51:19
12	PIT	00:21,492	00:25,338	00:21,738	00:34,711	244,07	14:53:02
13	14:09,075	12:55,196	00:25,987	00:21,848	00:26,044		15:07:11
14	01:32,169	00:21,146	00:24,054	00:21,439	00:25,530	242,42	15:08:44
15	01:32,640	00:21,015	00:24,109	00:21,438	00:26,078	242,42	15:10:16
16	01:32,633	00:21,047	00:24,180	00:21,394	00:26,012	240,00	15:11:49
17	01:32,738	00:21,117	00:24,175	00:21,442	00:26,004	241,61	15:13:22
18	01:32,270	00:21,145	00:24,166	00:21,265	00:25,694	242,42	15:14:54
19	01:32,794	00:21,037	00:24,344	00:21,518	00:25,895	243,24	15:16:27
20	01:35,747	00:20,973	00:24,271	00:22,148	00:28,355	244,07	15:18:02
21	PIT	00:21,385	00:25,836	00:21,822	00:33,653	242,42	15:19:45
22	01:08:17,673	01:07,04,	00:25,008	00:21,842	00:26,042		16:28:03
23	01:33,282	00:21,191	00:24,496	00:21,630	00:25,965	242,42	16:29:36
24	01:33,334	00:21,473	00:24,452	00:21,569	00:25,840	242,42	16:31:09
25	01:32,850	00:21,471	00:24,250	00:21,237	00:25,892	240,00	16:32:42
26	01:35,652	00:21,036	00:24,400	00:22,077	00:28,139	241,61	16:34:18
27	01:33,163	00:21,297	00:24,479	00:21,451	00:25,936	242,42	16:35:51
28	01:33,089	00:20,931	00:24,530	00:21,505	00:26,123	241,61	16:37:24
29	PIT	00:20,982	00:24,474	00:21,429	00:34,473	240,80	16:39:06
30	17:15,729	16:00,821	00:25,839	00:22,450	00:26,619		16:56:21
31	01:33,020	00:21,287	00:24,523	00:21,364	00:25,846	242,42	16:57:54
32	01:33,318	00:20,997	00:24,453	00:21,460	00:26,408	242,42	16:59:28
33	01:32,881	00:21,001	00:24,386	00:21,470	00:26,024	242,42	17:01:01
34	01:32,310	00:20,888	00:24,313	00:21,265	00:25,844	244,07	17:02:33
35	PIT	00:21,244	00:25,048	00:23,528	00:34,659	243,24	17:04:17
36	10:46,882	09:33,721	00:24,860	00:22,276	00:26,025		17:15:04
37	01:32,539	00:21,031	00:24,468	00:21,231	00:25,809	243,24	17:16:37
38	01:32,243	00:20,825	00:24,294	00:21,441	00:25,683	244,07	17:18:09
39	01:32,259	00:20,728	00:24,362	00:21,420	00:25,749	243,24	17:19:41
40	01:35,690	00:20,729	00:24,269	00:21,963	00:28,729	244,90	17:21:17
41	01:34,001	00:21,867	00:24,579	00:21,492	00:26,063	244,07	17:22:51
42	01:32,977	00:20,846	00:24,361	00:21,293	00:26,477	242,42	17:24:24
43	PIT	00:20,880	00:24,490	00:21,785	00:35,403	244,07	17:26:06



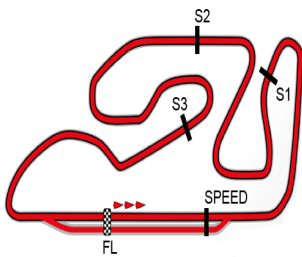


Circuit de la C.Valenciana

TEST RENAULT SPORT TROPHY

Velocidades máximas 2nd Collective Test 13

Piloto	Nacionalidad/Res.	Marca	Mejores 5 velocidades máx.					Media	Máx.
8 FUMANELLI,David	ITA	Renault R.S.01	247,4	245,7	245,7	245,7	244,9	245,9	247,4
3 DONTJE,Indy	NLD	Renault R.S.01	244,9	243,2	243,2	243,2	242,4	243,4	244,9
7 HELLMESTER,Alan	BRA	Renault R.S.01	244,9	244,9	244,9	244,9	244,1	244,7	244,9
108 CAPITANIO,Dario	ITA	Renault R.S.01	244,9	244,1	244,1	244,1	244,1	244,2	244,9
9 GHIRELLI,Vittorio	ITA	Renault R.S.01	244,9	244,1	242,4			243,8	244,9
10 SCHOTHORST,Steijn	NLD	Renault R.S.01	244,9	244,1	244,1	244,1	243,2	244,1	244,9
205 GEERTS,Roy		Renault R.S.01	244,9	244,1	244,1	244,1	244,1	244,2	244,9
11 SCHOTHORST,Bas	NLD	Renault R.S.01	244,9	244,9	244,1	244,1	244,1	244,4	244,9
103 FORNE,Toni	ESP	Renault R.S.01	244,1	244,1	244,1	243,2	243,2	243,7	244,1
4 LEO,Federico	ITA	Renault R.S.01	244,1	244,1	243,2	243,2	243,2	243,6	244,1
6 BACHETA,Luciano	GBR	Renault R.S.01	244,1	243,2	243,2	243,2	243,2	243,4	244,1
101 COIMBRA,Antonio	POR	Renault R.S.01	244,1	244,1	244,1	243,2	243,2	243,7	244,1
107 BAPTISTA,Adalberto	BRA	Renault R.S.01	244,1	242,4	242,4	242,4	241,6	242,6	244,1
111 HLADIK,Vladimir	CZE	Renault R.S.01	244,1	244,1	244,1	244,1	244,1	244,1	244,1
204 FORSMAN,Philip		Renault R.S.01	244,1	244,1	244,1	243,2	243,2	243,7	244,1
104 SITJHOFF,Diederik	NLD	Renault R.S.01	243,2	242,4	242,4	242,4	242,4	242,6	243,2
106 NALIO,Niccolò	ITA	Renault R.S.01	243,2	243,2	242,4	240,8	240,8	242,1	243,2
69 FONT,Jaume	ESP	Renault R.S.01	243,2	243,2	242,4	241,6	241,6	242,4	243,2
110 SCHOTHORST,Jeroen	NLD	Renault R.S.01	242,4	242,4	241,6	241,6	241,6	241,9	242,4
169 SMET,Jurgen	SUI	Renault R.S.01	240,8	239,2	238,4	238,4	238,4	239,0	240,8
2 PIZZITOLA,Andrea	FRA	Renault R.S.01							



Circuit de la C. Valenciana

13 - 15 May 2015

Circuit de la C. Valenciana

TEST RENAULT SPORT TROPHY

ANALISIS PIT 2nd Collective Test 13

2 PIZZITOLA,Andrea Team Art Junior				10 SCHOTHORST,Steijn Team Eq.Verschuur				Num. P. 1 Total in PIT: 00:59:38,645			
Time IN	Time OUT	GAP	Lap	Time IN	Time OUT	GAP	Lap	Time IN	Time OUT	GAP	Lap
15:32:20,337	16:12:48,369	00:40:28,032	1	16:22:02,674	16:28:46,738	00:06:44,064	7	15:57:40,631	16:03:00,972	00:05:20,341	9
16:14:32,455	...		2	16:38:12,911	17:34:48,080	00:56:35,169	13	16:19:21,246	16:28:20,532	00:08:59,286	19
Num. P. 2 Total in PIT: 00:40:28,032				17:44:09,728 17:48:45,926 00:04:36,198 19				16:38:36,254 17:47:14,754 01:08:38,500 25			
17:58:09,384 ... 25				Num. P. 4 Total in PIT: 01:07:55,431				Num. P. 3 Total in PIT: 01:22:58,127			
3 DONTJE,Indy Team Art Junior				11 SCHOTHORST,Bas Team Zele Racing				107 BAPTISTA,Adalberto Team Oregon Team			
Time IN	Time OUT	GAP	Lap	Time IN	Time OUT	GAP	Lap	Time IN	Time OUT	GAP	Lap
16:46:22,997	16:58:38,568	00:12:15,571	9	17:09:59,078	17:33:29,448	00:23:30,370	7	16:45:19,290	17:48:01,579	01:02:42,289	10
17:14:24,269	17:27:39,393	00:13:15,124	19	17:44:42,342	...		14	18:01:06,276	...		18
17:35:41,969	17:50:20,424	00:14:38,455	24	Num. P. 2 Total in PIT: 00:23:30,370				Num. P. 2 Total in PIT: 01:02:42,289			
Num. P. 3 Total in PIT: 00:40:09,150				69 FONT,Jaume Team Monlau Comp.				110 SCHOTHORST,Jeroen Team Eq.Verschuur			
Time IN	Time OUT	GAP	Lap	Time IN	Time OUT	GAP	Lap	Time IN	Time OUT	GAP	Lap
15:12:35,236	15:15:29,117	00:02:53,881	1	14:36:02,125	14:39:54,365	00:03:52,240	1	16:57:29,903	17:17:52,419	00:20:22,516	8
15:24:56,768	15:35:51,989	00:10:55,221	7	14:49:36,850	14:52:24,466	00:02:47,616	7	17:29:25,733	...		15
15:46:43,425	17:04:16,896	01:17:33,471	14	15:02:20,544	15:32:30,595	00:30:10,051	10	Num. P. 2 Total in PIT: 00:20:22,516			
17:12:13,408	17:20:35,730	00:08:22,322	19	15:34:08,811	15:36:55,527	00:02:46,716	11	111 HLADIK,Vladimir Team Zele Racing			
17:28:22,658	...		24	15:43:08,989	15:57:26,146	00:14:17,157	15	Time IN	Time OUT	GAP	Lap
Num. P. 5 Total in PIT: 01:39:44,895				16:05:15,850	16:13:52,422	00:08:36,572	20	15:18:09,927	15:20:37,035	00:02:27,108	5
4 LEO,Federico Team V8 Racing				16:23:46,307	16:34:36,476	00:10:50,169	26	15:33:34,783	16:01:59,345	00:28:24,562	13
Time IN	Time OUT	GAP	Lap	16:43:03,573	...		31	16:13:19,914	16:20:03,584	00:06:43,670	20
15:51:54,388	16:06:18,274	00:14:23,886	10	Num. P. 8 Total in PIT: 01:13:20,521				16:31:31,076	...		27
16:18:56,960	16:24:41,888	00:05:44,928	18	101 COIMBRA,Antonio Team Eq.Verschuur				Num. P. 4 Total in PIT: 00:37:35,340			
16:34:09,536	17:32:01,322	00:57:51,786	24	Time IN	Time OUT	GAP	Lap	169 SMET,Jurgen Team Monlau Comp.			
17:38:50,313	17:40:06,774	00:01:16,461	28	14:59:25,003	15:06:41,805	00:07:16,802	2	Time IN	Time OUT	GAP	Lap
17:47:50,758	...		33	15:18:12,671	15:50:18,520	00:32:05,849	9	17:21:25,253	17:25:33,710	00:04:08,457	4
Num. P. 5 Total in PIT: 01:19:17,061				16:07:51,391	16:52:47,365	00:44:55,974	20	17:29:11,641	17:32:29,962	00:03:18,321	6
6 BACHETA,Luciano Team Oregon Team				17:05:50,614	17:38:22,890	00:32:32,276	28	17:39:27,906	...		10
Time IN	Time OUT	GAP	Lap	17:54:21,137	...		38	Num. P. 3 Total in PIT: 00:07:26,778			
15:51:54,388	16:06:18,274	00:14:23,886	10	Num. P. 5 Total in PIT: 01:56:50,901				204 FORSMAN,Philip Team V8 Racing			
16:18:56,960	16:24:41,888	00:05:44,928	18	103 FORNE,Toni Team Art Junior				Time IN	Time OUT	GAP	Lap
16:34:09,536	17:32:01,322	00:57:51,786	24	Time IN	Time OUT	GAP	Lap	15:54:40,938	16:04:10,440	00:09:29,502	12
17:38:50,313	17:40:06,774	00:01:16,461	28	15:39:38,896	16:06:29,343	00:26:50,447	9	16:13:45,968	17:38:37,073	01:24:51,105	18
17:47:50,758	...		33	16:17:53,485	...		16	17:49:44,178	...		25
Num. P. 5 Total in PIT: 01:19:17,061				Num. P. 2 Total in PIT: 00:26:50,447				Num. P. 3 Total in PIT: 01:34:20,607			
7 HELLMEISTER,Alan Team Oregon Team				104 SITJHOFF,Diederik Team V8 Racing				205 GEERTS,Roy Team V8 Racing			
Time IN	Time OUT	GAP	Lap	Time IN	Time OUT	GAP	Lap	Time IN	Time OUT	GAP	Lap
17:17:44,059	17:29:20,205	00:11:36,146	5	16:17:55,805	16:26:47,632	00:08:51,827	10	14:53:02,924	15:05:34,768	00:12:31,844	12
17:37:26,607	...		10	16:44:32,906	17:38:00,309	00:53:27,403	21	15:19:45,686	16:26:27,092	01:06:41,406	21
Num. P. 2 Total in PIT: 00:11:36,146				Num. P. 2 Total in PIT: 01:02:19,230				16:39:06,087 16:54:39,272 00:15:33,185 29			
8 FUMANELLI,David Team Oregon Team				106 NALIO,Niccolò Team Oregon Team				17:04:17,824 17:13:30,216 00:09:12,392 35			
Time IN	Time OUT	GAP	Lap	Time IN	Time OUT	GAP	Lap	17:26:06,973 ... 43			
15:51:00,064	16:11:32,641	00:20:32,577	9	16:52:08,394	17:51:47,039	00:59:38,645	8	Num. P. 5 Total in PIT: 01:43:58,827			
16:21:08,541	17:29:44,483	01:08:35,942	15								
17:42:31,131	...		23								
Num. P. 3 Total in PIT: 01:29:08,519											
9 GHIRELLI,Vittorio Team Zele Racing											
Time IN	Time OUT	GAP	Lap								
15:58:11,932	16:29:49,892	00:31:37,960	4								
16:31:52,243	16:53:53,403	00:22:01,160	5								
16:56:08,203	...		6								
Num. P. 3 Total in PIT: 00:53:39,120											



CRONOCIRCUIT: oscar.gutierrez@circuitvalencia.com