

Silverstone Circuit

On June, 6 - 7

Qualifying - 1 RESULTS

Ord.	Nº	Entrant	Nat.	Driver	Nat.	St.	Driver 2	Nat.	St.	Vehicle	Cat.	Cl.	Laps	Best	Time	Gap	Interval	Km/h
1	2	Teo Martin M.	ESP	Miguel Ramos	PRT	Silver	<u>Álvaro Parente</u>	PRT	Platinum	McLaren 650S	GPA	1º	8	7	1'58.046			179.655
2	3	S. Villorba Corse	ITA	<u>Alessandro Balzan</u>	ITA	Gold	Nicola Benucci	ITA	Bronze	Ferrari 458 Italia	GPA	2º	10	7	1'59.337	1"291	1"291	177.712
3	16	AERT	ESP	Anton Nebylitskiy	RUS	Silver	<u>Álvaro Barba</u>	ESP	Gold	Lamborghini Gallardo	GPA	3º	6	5	1'59.690	1"644	0"353	177.188
4	90	AF Corse	ITA	Ezequiel Perez Companc	ARG	Bronze	<u>Raffaele Giammaria</u>	ITA	Gold	Ferrari 458 Italia	GPA	4º	10	7	2'00.278	2"232	0"588	176.322
5	15	Baporo Motorsport	ESP	Emiliano López	ARG	Bronze	<u>Matías Russo</u>	ARG	Gold	Ferrari 458 Italia	GPA	5º	12	9	2'00.634	2"588	0"356	175.801
6	22	Balfe Motorsport	GBR	<u>Shaun Balfe</u>	GBR	Bronze	Phil Keen	GBR	Silver	Ferrari 458 Italia	GPA	6º	10	7	2'01.062	3"016	0"428	175.180
7	51	AF Corse	ITA	<u>Pasin Lathouras</u>	THA	Silver	Michele Rugolo	ITA	Gold	Ferrari 458 Italia	GPA	7º	6	4	2'01.080	3"034	0"018	175.154
8	53	AF Corse	ITA	Filipe Barreiros	PRT	Bronze	<u>Mads Rasmussen</u>	DNK	Bronze	Ferrari 458 Italia	GAM	1º	6	5	2'03.216	5"170	2"136	172.117
9	62	Radical Works	GBR	<u>James Abbott</u>	GBR	Silver	Shahin Nouri	GBR	Gold	Radical RXC V8	CAM	1º	10	8	2'04.571	6"525	1"355	170.245
10	55	AF Corse	ITA	<u>Claudio Sdanewitsch</u>	DEU	Bronze	Ilya Melnikov	RUS	Bronze	Ferrari 458 Italia	GAM	2º	8	3	2'06.033	7"987	1"462	168.270
11	18	Sports and You	PRT	Manuel Da Costa	PRT	Bronze	<u>Miguel Sardinha</u>	PRT	Bronze	Mercedes SLS AMG	GAM	3º	5	4	2'06.450	8"404	0"417	167.715
12	60	Blue Jumeirah Team	UAC	<u>Rafael Unzurrunzaga</u>	ESP	Bronze			Gold	Radical RXC V8	CAM	2º	11	8	2'09.083	11"037	2"633	164.294

Silverstone Circuit on June 06, 2015

At 11:24

RACE DIRECTOR

TIMEKEEPER



Santisima Trinidad 30 28010 MADRID
Tel y Fax 91.448.32.06
www.cronococa.com
e-mail: info@cronococa.com




Juan Bravo 17 28006 MADRID
Tel 91.432.27.50
www.gtsport.es
e-mail: info@gtsport.es

LAP ANALYSIS Qualifying - 1

On June, 6 - 7
Silverstone Circuit

Number	2			3			15			16			18			22		
Lap	Lap Time	Partial	Speed	Lap Time	Partial	Speed	Lap Time	Partial	Speed	Lap Time	Partial	Speed	Lap Time	Partial	Speed	Lap Time	Partial	Speed
1 ^a - 1	0'35.973	0'35.973	247.707	0'36.610	0'36.610	247.140	0'37.129	0'37.129	246.014	0'36.053	0'36.053	244.344	0'38.890	0'38.890	243.793	0'36.824	0'36.824	246.014
1 ^a - 2	1'33.478	0'57.505		1'30.042	0'53.432		1'31.626	0'54.497		1'28.622	0'52.569		1'36.692	0'57.802		1'31.185	0'54.361	
1 ^a - 3	2'07.976	0'34.498		2'01.253	0'31.211		2'03.430	0'31.804		1'59.922	0'31.300		2'09.806	0'33.114		2'03.042	0'31.857	
2 ^a - 1	0'36.512	0'36.512	246.576	0'36.457	0'36.457	247.707	0'37.040	0'37.040	247.707	0'36.430	0'36.430	244.898	0'39.291	0'39.291	246.576	0'39.948	0'39.948	225.470
2 ^a - 2	1'29.316	0'52.804		1'29.658	0'53.201		1'30.904	0'53.864		1'29.629	0'53.199		1'35.472	0'56.181		1'44.653	1'04.705	
2 ^a - 3	2'00.411	0'31.095		2'00.939	0'31.281		2'02.146	0'31.242		2'01.067	0'31.438		2'08.546	0'33.074		2'26.860	0'42.207	PIT
3 ^a - 1	0'35.878	0'35.878	248.276	0'36.406	0'36.406	247.140	0'36.041	0'36.041	248.848	0'40.276	0'40.276	225.942	0'38.078	0'38.078	246.576	1'50.537	1'50.537	208.093
3 ^a - 2	1'28.443	0'52.565		1'29.355	0'52.949		1'33.643	0'57.602		1'35.851	0'55.575		1'33.812	0'55.734		2'57.585	1'07.048	
3 ^a - 3	1'59.541	0'31.098		2'00.535	0'31.180		2'06.538	0'32.895		2'07.387	0'31.536		2'06.450	0'32.638		3'31.357	0'33.772	
4 ^a - 1	0'44.520	0'44.520	187.827	0'37.830	0'37.830	243.244	0'36.407	0'36.407	248.276	0'35.760	0'35.760	245.455	0'38.498	0'38.498	246.576	0'36.671	0'36.671	247.140
4 ^a - 2	1'43.970	0'59.450		1'35.372	0'57.542		1'30.164	0'53.757		1'28.608	0'52.848		1'39.017	1'00.519		1'30.537	0'53.866	
4 ^a - 3	2'22.413	0'38.443	PIT	2'10.584	0'35.212	PIT	2'01.476	0'31.312		1'59.690	0'31.082		2'17.360	0'38.343	PIT	2'02.170	0'31.633	
5 ^a - 1	9'16.399	9'16.399	246.014	8'01.251	8'01.251	240.000	0'36.418	0'36.418	248.276	0'35.893	0'35.893	245.455				0'36.613	0'36.613	245.455
5 ^a - 2	10'09.094	0'52.695		8'58.095	0'56.844		1'33.830	0'57.412		1'31.459	0'55.566					1'30.074	0'53.461	
5 ^a - 3	10'40.252	0'31.158		9'29.912	0'31.817		2'10.294	0'36.464	PIT			PIT				2'01.626	0'31.552	
6 ^a - 1	0'35.507	0'35.507	250.001	0'36.095	0'36.095	247.140	7'09.766	7'09.766	198.166							0'36.165	0'36.165	247.707
6 ^a - 2	1'27.125	0'51.618		1'28.393	0'52.298		8'10.804	1'01.038								1'29.474	0'53.309	
6 ^a - 3	1'58.046	0'30.921		1'59.337	0'30.944		8'44.371	0'33.567								2'01.062	0'31.588	
7 ^a - 1	0'43.446	0'43.446	193.896	0'36.193	0'36.193	247.707	0'36.574	0'36.574	247.140							0'42.825	0'42.825	196.364
7 ^a - 2	1'40.692	0'57.246		1'29.564	0'53.371		1'30.272	0'53.698								1'52.121	1'09.296	
7 ^a - 3	2'15.578	0'34.886	PIT	2'09.271	0'39.707		2'01.726	0'31.454								2'36.145	0'44.024	PIT
8 ^a - 1				0'40.262	0'40.262	136.883	0'36.201	0'36.201	248.848							5'35.919	5'35.919	223.141
8 ^a - 2				1'44.009	1'03.747		1'29.409	0'53.208								6'34.162	0'58.243	
8 ^a - 3				2'19.850	0'35.841		2'00.634	0'31.225								7'06.833	0'32.671	
9 ^a - 1				0'39.215	0'39.215	245.455	0'36.083	0'36.083	248.276							0'36.305	0'36.305	246.576
9 ^a - 2				1'32.222	0'53.007		1'32.055	0'55.972								1'35.824	0'59.519	
9 ^a - 3				2'05.101	0'32.879	PIT	2'08.539	0'36.484	PIT							2'17.429	0'41.605	PIT
10 ^a - 1							1'36.303	1'36.303	245.455									
10 ^a - 2							2'30.714	0'54.411										
10 ^a - 3							3'02.317	0'31.603										
11 ^a - 1							0'36.141	0'36.141	248.276									
11 ^a - 2							1'30.560	0'54.419										
11 ^a - 3							2'15.439	0'44.879	PIT									

Ideal Lap	
0'35.507	0'35.507
1'27.125	0'51.618
1'58.046	0'30.921

Ideal Lap	
0'36.095	0'36.095
1'28.393	0'52.298
1'59.337	0'30.944

Ideal Lap	
0'36.041	0'36.041
1'29.249	0'53.208
2'00.474	0'31.225

Ideal Lap	
0'35.760	0'35.760
1'28.329	0'52.569
1'59.411	0'31.082

Ideal Lap	
0'38.078	0'38.078
1'33.812	0'55.734
2'06.450	0'32.638

Ideal Lap	
0'36.165	0'36.165
1'29.474	0'53.309
2'01.026	0'31.552

Ideal Best Lap	
0'35.507	0'35.507
1'27.125	0'51.618
1'58.046	0'30.921



LAP ANALYSIS Qualifying - 1

On June, 6 - 7
Silverstone Circuit

Number	51			53			55			60			62			90		
	Lap Time	Partial	Speed	Lap Time	Partial	Speed	Lap Time	Partial	Speed	Lap Time	Partial	Speed	Lap Time	Partial	Speed	Lap Time	Partial	Speed
1 ^a - 1	0'36.959	0'36.959	244.898	0'37.554	0'37.554	247.140	0'40.168	0'40.168	235.295	0'46.285	0'46.285	194.946	0'39.798	0'39.798	229.300	0'37.151	0'37.151	246.014
1 ^a - 2	1'30.927	0'53.968		1'32.370	0'54.816		1'37.292	0'57.124		1'54.418	1'08.133		1'38.235	0'58.437		1'30.645	0'53.494	
1 ^a - 3	2'03.096	0'32.169		2'04.024	0'31.654		2'09.930	0'32.638		2'32.390	0'37.972		2'12.246	0'34.011		2'02.113	0'31.468	
2 ^a - 1	0'36.609	0'36.609	246.576	0'37.829	0'37.829	245.455	0'37.959	0'37.959	247.707	0'44.220	0'44.220	222.223	0'39.274	0'39.274	230.770	0'36.720	0'36.720	245.455
2 ^a - 2	1'29.921	0'53.312		1'32.585	0'54.756		1'33.686	0'55.727		1'45.862	1'01.642		1'36.103	0'56.829		1'30.000	0'53.280	
2 ^a - 3	2'01.671	0'31.750		2'04.795	0'32.210		2'06.033	0'32.347		2'19.918	0'34.056		2'14.071	0'37.968	PIT	2'01.569	0'31.569	
3 ^a - 1	0'36.295	0'36.295	246.576	0'37.181	0'37.181	248.276	0'38.190	0'38.190	247.140	0'39.670	0'39.670	229.788	3'00.972	3'00.972	156.522	0'38.744	0'38.744	243.793
3 ^a - 2	1'29.487	0'53.192		1'32.388	0'55.207		1'34.114	0'55.924		1'37.517	0'57.847		4'08.715	1'07.743		1'34.944	0'56.200	
3 ^a - 3	2'01.080	0'31.593		2'04.468	0'32.080		2'06.476	0'32.362		2'10.630	0'33.113		4'46.137	0'37.422		2'10.652	0'35.708	PIT
4 ^a - 1	0'36.249	0'36.249	247.707	0'37.168	0'37.168	249.423	0'38.240	0'38.240	247.707	0'39.065	0'39.065	231.264	0'37.681	0'37.681	231.264	1'52.331	1'52.331	228.814
4 ^a - 2	1'32.758	0'56.509		1'31.407	0'54.239		1'35.279	0'57.039		1'36.367	0'57.302		1'33.418	0'55.737		2'49.078	0'56.747	
4 ^a - 3	2'08.268	0'35.510		2'03.216	0'31.809		2'07.933	0'32.654		2'09.787	0'33.420		2'06.476	0'33.058		3'20.631	0'31.553	
5 ^a - 1	0'36.244	0'36.244	246.576	0'42.383	0'42.383	200.744	0'37.889	0'37.889	247.140	0'40.272	0'40.272	229.300	0'37.093	0'37.093	231.264	0'36.600	0'36.600	247.140
5 ^a - 2	1'29.995	0'53.751		1'48.163	1'05.780		1'33.792	0'55.903		1'38.195	0'57.923		1'32.184	0'55.091		1'29.492	0'52.892	
5 ^a - 3	2'08.973	0'38.978	PIT	2'26.208	0'38.045	PIT	2'06.324	0'32.532		2'11.306	0'33.123		2'04.962	0'32.778		2'00.697	0'31.205	
6 ^a - 1							0'37.909	0'37.909	247.140	0'39.192	0'39.192	229.300	0'37.091	0'37.091	232.259	0'36.189	0'36.189	246.576
6 ^a - 2							1'33.900	0'55.991		1'36.309	0'57.117		1'37.795	1'00.704		1'28.919	0'52.730	
6 ^a - 3							2'06.218	0'32.318		2'09.625	0'33.316		2'13.587	0'35.792		2'00.278	0'31.359	
7 ^a - 1							0'40.526	0'40.526	245.455	0'38.933	0'38.933	229.300	0'37.171	0'37.171	232.258	0'38.076	0'38.076	179.701
7 ^a - 2							1'37.289	0'56.763		1'36.106	0'57.173		1'31.982	0'54.811		1'40.715	1'02.639	
7 ^a - 3							2'12.950	0'35.661	PIT	2'09.083	0'32.977		2'04.571	0'32.589		2'13.205	0'32.490	
8 ^a - 1										0'39.798	0'39.798	230.278	0'41.887	0'41.887	196.722	0'36.285	0'36.285	247.140
8 ^a - 2										1'37.684	0'57.886		1'44.165	1'02.278		1'30.959	0'54.674	
8 ^a - 3										2'17.042	0'39.358	PIT	2'18.752	0'34.587		2'03.051	0'32.092	
9 ^a - 1										4'33.788	4'33.788	220.859	0'38.145	0'38.145	193.549	0'36.236	0'36.236	245.455
9 ^a - 2										5'31.641	0'57.853		1'42.672	1'04.527		1'31.029	0'54.793	
9 ^a - 3										6'05.015	0'33.374		2'26.331	0'43.659	PIT	2'09.398	0'38.369	PIT
10 ^a - 1										0'46.221	0'46.221	165.138						
10 ^a - 2										1'56.618	1'10.397							
10 ^a - 3										2'42.893	0'46.275	PIT						
11 ^a - 1																		
11 ^a - 2																		
11 ^a - 3																		

Ideal Lap	
0'36.244	0'36.244
1'29.436	0'53.192
2'01.029	0'31.593

Ideal Lap	
0'37.168	0'37.168
1'31.407	0'54.239
2'03.061	0'31.654

Ideal Lap	
0'37.889	0'37.889
1'33.616	0'55.727
2'05.934	0'32.318

Ideal Lap	
0'38.933	0'38.933
1'36.050	0'57.117
2'09.027	0'32.977

Ideal Lap	
0'37.091	0'37.091
1'31.902	0'54.811
2'04.491	0'32.589

Ideal Lap	
0'36.189	0'36.189
1'28.919	0'52.730
2'00.124	0'31.205

Ideal Best Lap	
0'35.507	0'35.507
1'27.125	0'51.618
1'58.046	0'30.921



Qualifying - 1 Sectors Results

Sector - 1				Sector - 2				Sector - 3				Ideal Lap vs Best Lap			
Ord.	Nº	Driver	Time	Nº	Driver	Time	Nº	Driver	Time	Ord.	Nº	Driver	Ideal Lap	Best Lap	Ord.
1	2	Álvaro Parente	35.507	2	Álvaro Parente	51.618	2	Álvaro Parente	30.921	1	2	Álvaro Parente	1'58.046	1'58.046	1
2	16	Álvaro Barba	35.760	3	Alessandro Balzan	52.298	3	Alessandro Balzan	30.944	2	3	Alessandro Balzan	1'59.337	1'59.337	2
3	15	Matías Russo	36.041	16	Álvaro Barba	52.569	16	Álvaro Barba	31.082	3	16	Álvaro Barba	1'59.411	1'59.690	3
4	3	Alessandro Balzan	36.095	90	Raffaele Giammaria	52.730	90	Raffaele Giammaria	31.205	4	90	Raffaele Giammaria	2'00.124	2'00.278	4
5	22	Shaun Balfe	36.165	51	Pasin Lathouras	53.192	15	Matías Russo	31.225	5	15	Matías Russo	2'00.474	2'00.634	5
6	90	Raffaele Giammaria	36.189	15	Matías Russo	53.208	22	Shaun Balfe	31.552	6	22	Shaun Balfe	2'01.026	2'01.062	6
7	51	Pasin Lathouras	36.244	22	Shaun Balfe	53.309	51	Pasin Lathouras	31.593	7	51	Pasin Lathouras	2'01.029	2'01.080	7
8	62	James Abbott	37.091	53	Mads Rasmussen	54.239	53	Mads Rasmussen	31.654	8	53	Mads Rasmussen	2'03.061	2'03.216	8
9	53	Mads Rasmussen	37.168	62	James Abbott	54.811	55	Claudio Sdanewitsch	32.318	9	62	James Abbott	2'04.491	2'04.571	9
10	55	Claudio Sdanewitsch	37.889	55	Claudio Sdanewitsch	55.727	62	James Abbott	32.589	10	55	Claudio Sdanewitsch	2'05.934	2'06.033	10
11	18	Miguel Sardinha	38.078	18	Miguel Sardinha	55.734	18	Miguel Sardinha	32.638	11	18	Miguel Sardinha	2'06.450	2'06.450	11
12	60	Rafael Unzurrunzaga	38.933	60	Rafael Unzurrunzaga	57.117	60	Rafael Unzurrunzaga	32.977	12	60	Rafael Unzurrunzaga	2'09.027	2'09.083	12



Real Federación Española
de Automovilismo



SILVERSTONE

Experience is everything

Silverstone Circuit

On June, 6 - 7

Qualifying - 1 MAXIMUM SPEED

Ord.	Nº	Entrant	Nat.	Driver	Nat.	St.	Driver 2	Nat.	St.	Vehicle	Cat.	Cla.	Km/h
1	2	Teo Martin M.	ESP	Miguel Ramos	PRT	Silver	Álvaro Parente	PRT	Platinum	McLaren 650S	GPA	1º	250.001
2	53	AF Corse	ITA	Filipe Barreiros	PRT	Bronze	Mads Rasmussen	DNK	Bronze	Ferrari 458 Italia	GAM	1º	249.423
3	15	Baporo Motorsport	ESP	Emiliano López	ARG	Bronze	Matías Russo	ARG	Gold	Ferrari 458 Italia	GPA	2º	248.848
4	3	S. Villorba Corse	ITA	Alessandro Balzan	ITA	Gold	Nicola Benucci	ITA	Bronze	Ferrari 458 Italia	GPA	3º	247.707
5	22	Balfe Motorsport	GBR	Shaun Balfe	GBR	Bronze	Phil Keen	GBR	Silver	Ferrari 458 Italia	GPA	4º	247.707
6	51	AF Corse	ITA	Pasin Lathouras	THA	Silver	Michele Rugolo	ITA	Gold	Ferrari 458 Italia	GPA	5º	247.707
7	55	AF Corse	ITA	Claudio Sdanewitsch	DEU	Bronze	Ilya Melnikov	RUS	Bronze	Ferrari 458 Italia	GAM	2º	247.707
8	90	AF Corse	ITA	Ezequiel Perez Companc	ARG	Bronze	Raffaele Giammaria	ITA	Gold	Ferrari 458 Italia	GPA	6º	247.140
9	18	Sports and You	PRT	Manuel Da Costa	PRT	Bronze	Miguel Sardinha	PRT	Bronze	Mercedes SLS AMG	GAM	3º	246.576
10	16	AERT	ESP	Anton Nebylitskiy	RUS	Silver	Álvaro Barba	ESP	Gold	Lamborghini Gallardo	GPA	7º	245.455
11	62	Radical Works	GBR	James Abbott	GBR	Silver	Shahin Nouri	GBR	Gold	Radical RXC V8	CAM	1º	232.259
12	60	Blue Jumeirah Team	UAC	Rafael Unzurrunzaga	ESP	Bronze			Gold	Radical RXC V8	CAM	2º	231.264



Santísima Trinidad 30 28010 MADRID

Tel y Fax 91.448.32.06

www.cronococa.com

e-mail: info@cronococa.com



Juan Bravo 17 28006 MADRID

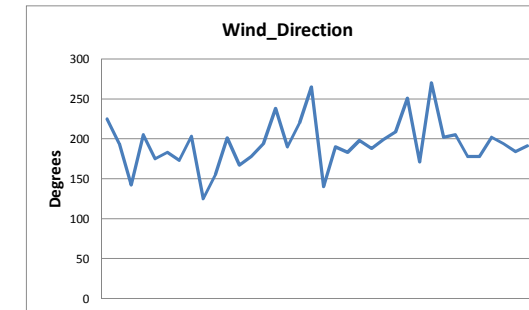
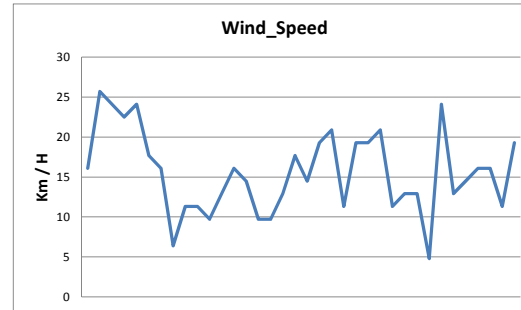
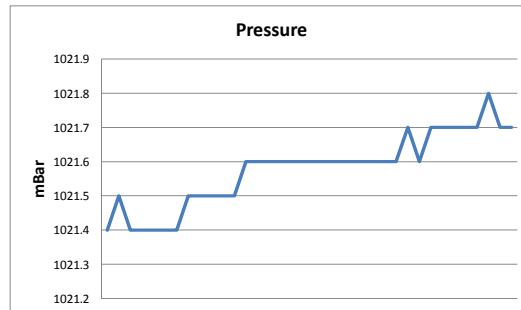
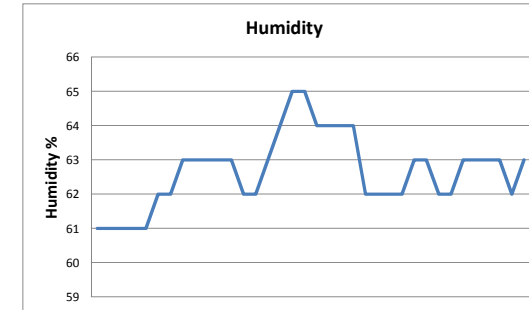
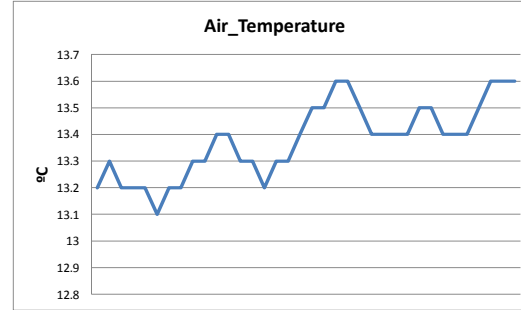
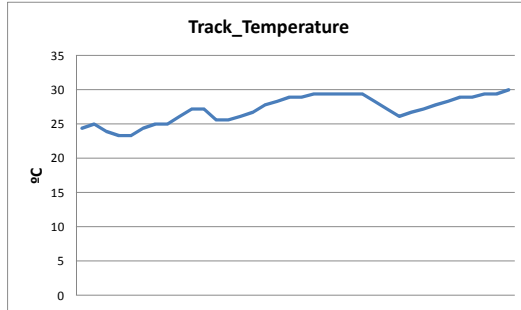
Tel 91.432.27.50

www.gtssport.es

e-mail: info@gtssport.es

WEATHER REPORT Qualifying - 1


Track Status



Silverstone Circuit
On June, 6 - 7

RACE - 1 STARTING GRID

<u>Num.</u>	<u>Driver</u>	<u>Time</u>	<u>Row</u>	<u>Num.</u>	<u>Driver</u>	<u>Time</u>
18	Miguel Sardinha	2'06.450 6	60	Rafael Unzurrunzaga	2'09.083
62	James Abbott	2'04.571 5	55	Claudio Sdanewitsch	2'06.033
51	Pasin Lathouras	2'01.080 4	53	Mads Rasmussen	2'03.216
15	Matías Russo	2'00.634 3	22	Shaun Balfe	2'01.062
16	Álvaro Barba	1'59.690 2	90	Raffaele Giammaria	2'00.278
2	Álvaro Parente	1'58.046 1	3	Alessandro Balzan	1'59.337



STEWARDS

TIMEKEEPER