

ADAC GT Masters

Results Race 1

Provisional



Lausitzring, Length: 3442 m

Air temperature: 37.4°C

Track temperature: 51.4°C

Weather condition: Dry

DMSB Reg. Nr.: 175/15

Saturday 4.7.2015 12:00

started : 17 classified : 14 not classified : 3

	Drivers	Team	Car	Laps	Total Time	Gap	Kph	Lap	Time	Kph
1	80 D.Baumann/J.Klingmann	BMW Sports Trophy Team Schubert	BMW Z4 GT3	35	1:42:35.991		70,5	20	1:21.802	151,5
2	42 H.Proczyk/A.Simonsen	HP Racing	Mercedes-Benz SLS AMG GT3	35	1:42:40.292	4.301	70,4	14	1:22.008	151,1
3	19 C.Hürtgen/U.Alzen	BMW Sports Trophy Team Schubert	BMW Z4 GT3	35	1:42:40.331	4.340	70,4	20	1:22.008	151,1
4	21 S.Asch/L.Ludwig	Team Zakspeed	Mercedes-Benz SLS AMG GT3	35	1:42:42.890	6.899	70,4	16	1:22.276	150,6
5	36 M.Ragginger/K.Bachler	GW IT Racing Team Schütz Motors	Porsche 911 GT3 R	35	1:42:43.889	7.898	70,4	29	1:22.337	150,5
6	7 L.Stolz/J.Bleekemolen	Bentley Team HTP	Bentley Continental GT3	35	1:42:46.647	10.656	70,3	29	1:22.167	150,8
7	8 F.Hamprecht/C.Schmid	Bentley Team HTP	Bentley Continental GT3	35	1:42:48.295	12.304	70,3	34	1:22.081	151,0
8	24 F.Stoll/M.Basseng	kfzteile24 MS RACING	Audi R8 LMS ultra	35	1:42:52.208	16.217	70,3	20	1:22.070	151,0
9	66 A.Wirth/D.Keilwitz	Callaway Competition	Corvette Z06.R GT3	35	1:43:02.496	26.505	70,1	20	1:22.541	150,1
10	16 R.Frey/P.Geipel	YACO Racing	Audi R8 LMS ultra	35	1:43:07.903	31.912	70,1	29	1:22.342	150,5
11	2 J.Pepper/N.Thiim	C. Abt Racing	Audi R8 LMS ultra	35	1:43:08.386	32.395	70,1	33	1:21.922	151,3
12	12 J.Knoll(*G*)/L.Marionneck	Senkyr Motorsport	BMW Z4 GT3	35	1:43:16.862	40.871	70,0	21	1:22.275	150,6
13	13 R.Lips(*G*)/S.Barth	RWT-Racing Team	Corvette Z06.R GT3	35	1:43:18.619	42.628	70,0	20	1:22.406	150,4
14	3 A.Weishaupt(*G*)/C.Jöns	C. Abt Racing	Audi R8 LMS ultra	35	1:43:25.550	49.559	69,9	33	1:21.918	151,3
not classified										
	100 D.Dobitsch/E.Sandström	kfzteile24 MS RACING	Audi R8 LMS ultra	23	1:26:40.385	12LAPS	54,8	15	1:22.210	150,7
	1 S.Wackerbauer/K.van der Linde	C. Abt Racing	Audi R8 LMS ultra							
	69 D.Alessi/P.Assenheimer	Callaway Competition	Corvette Z06.R GT3							

Fastest lap of the race. Car 80 driver Klingmann on lap 20. Time 1:21.802, average speed 151,5 km/h.

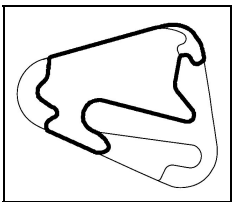
(*G*) marks the gentlemen driver

Subject to final scrutineering!

Publications Time:

Clerk of the course:

Time Keeping:



ADAC GT Masters

Lap chart Race 1

Provisional

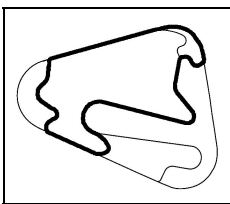


Lausitzring, Length: 3442 m

Saturday 4.7.2015 12:00

POS	1	2	3	4	5	6	7	8	9	10	11	12	13	14	15	16	17	18
LAP 1	36	100	21	80	19	42	16	8	66	2	13	7	3	12	24			
LAP 2	36	100	21	80	19	42	16	8	13	2	7	24	12	3	66			
LAP 3	36	100	21	80	19	42	16	8	13	2	7	24	12	3	66			
LAP 4	36	100	21	80	19	42	16	8	13	2	7	12	24	3	66			
LAP 5	36	100	21	80	19	42	16	8	13	2	7	12	24	3	66			
LAP 6	36	100	21	80	19	42	16	8	13	2	7	12	24	3	66			
LAP 7	36	100	21	80	19	42	16	2	7	8	12	24	3	66	13			
LAP 8	36	100	21	80	19	42	16	8	2	7	12	24	3	66	13			
LAP 9	36	100	21	80	19	42	16	8	2	7	12	24	3	66	13			
LAP 10	36	100	21	80	19	42	16	8	7	.2	24	66	12	13	3			
LAP 11	36	100	21	80	19	42	16	8	7	24	66	13	12	3	2			
LAP 12	36	100	21	80	19	42	16	8	7	24	66	13	12	3	2			
LAP 13	36	100	21	80	19	42	16	8	7	24	66	13	12	3	2			
LAP 14	36	100	21	80	19	42	8	16	7	24	66	13	12	3	2			
LAP 15	36	100	21	80	19	42	8	16	7	24	66	13	12	3	2			
LAP 16	36	100	21	80	19	42	8	16	7	24	66	13	12	3	2			
LAP 17	36	100	21	19	42	.80	8	7	.16	.24	.66	.13	.12	.3	.2			
LAP 18	36	100	21	42	.19	8	7	80	24	16	66	13'	3'	2'	12'			
LAP 19	36	21	.100	42	.8	7	80	19	24	16	66	13'	3'	2'	12'			
LAP 20	42	.36	.21	.7	80	19	8	100	24	16	66	13	3'	2'	12'			
LAP 21	.42	80	19	36	21	8	7	24	.16	100	66	13	3	2	12			
LAP 22	80	19	42	36	21	7	8	24	66	100	16	13	2	12	.3			
LAP 23	80	19	42	21	36	7	8	24	66	16	13	2	12	.100	3			
LAP 24	80	19	42	21	36	7	8	24	66	16	13	2	12	3				
LAP 25	80	19	42	21	36	7	8	24	66	16	13	2	12	3				
LAP 26	80	19	42	21	36	7	8	24	66	16	13	2	12	3				
LAP 27	80	19	42	21	36	7	8	24	66	16	2	13	12	3				
LAP 28	80	19	42	21	36	7	8	24	66	16	2	13	12	3				
LAP 29	80	19	42	21	36	7	8	24	66	16	2	13	12	3				
LAP 30	80	19	42	21	36	7	8	24	66	16	2	13	12	3				
LAP 31	80	19	42	21	36	7	8	24	66	16	2	13	12	3				
LAP 32	80	19	42	21	36	7	8	24	66	16	2	13	12	3				
LAP 33	80	19	42	21	36	7	8	24	66	16	2	13	12	3				
LAP 34	80	19	42	21	36	7	8	24	66	16	2	12	13	3				
LAP 35	80	42	19	21	36	7	8	24	66	16	2	12	13	3				

. - PIT STOP ' - LAP BEHIND



ADAC GT Masters



Lap analysis Race 1

Provisional

Lausitzring, Length: 3442 m

Air temperature: 37.4°C

Track temperature: 51.4°C

Weather condition: Dry

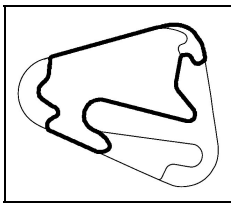
DMSB Reg. Nr.: 175/15

Saturday 4.7.2015 12:00

Lap	Time	SE1	SP1	SE2	SP2	SE3	SP3	TSP	Lap	Time	SE1	SP1	SE2	SP2	SE3	SP3	TSP
24	Florian Stoll, DEU/ Marc Basseng, DEU								theoretical besttime: 1:22.003								
1	1:40.427	43.401	173	22.085	215	34.941	232	207	19	1:22.412	26.322	174	21.809	215	34.281	235	243
2	1:26.306	27.804	170	22.536	216	35.966	218	242	20	1:22.070	26.268	174	21.581	219	34.221	236	243
3	2:03.091	35.301	66	35.680	99	52.110	138	199	21	1:23.121	26.848	175	21.876	219	34.397	234	245
4	2:11.574	47.959	84	35.177	116	48.438	139	127	22	1:24.142	27.282	174	22.147	215	34.713	231	242
5	2:07.646	43.315	90	34.891	142	49.440	136	136	23	1:23.058	26.846	176	21.811	217	34.401	232	244
6	2:03.151	41.648	123	33.898	153	47.605	138	135	24	1:23.668	26.532	176	22.185	213	34.951	234	242
7	50:30.526	45.964	71	38.524	81	49:06.038	87	147	25	1:23.046	26.409	175	21.790	215	34.847	235	245
8	2:03.756	36.305	139	36.467	93	50.984	156	135	26	1:22.788	26.648	174	21.702	218	34.438	234	244
9	1:51.448	35.951	92	34.096	123	41.401	234	147	27	1:22.475	26.391	174	21.634	217	34.450	234	244
10	1:25.882	28.247	175	22.589	215	35.046	232	243	28	1:22.251	26.383	174	21.598	218	34.270	234	245
11	1:23.089	26.769	176	21.950	216	34.370	232	242	29	1:22.375	26.201	175	21.731	216	34.443	233	243
12	1:22.847	26.599	177	21.870	219	34.378	237	244	30	1:22.455	26.342	175	21.617	216	34.496	235	242
13	1:22.601	26.389	176	21.801	218	34.411	234	247	31	1:22.664	26.450	175	21.704	216	34.510	236	245
14	1:22.829	26.556	176	21.786	217	34.487	236	245	32	1:22.465	26.363	174	21.654	218	34.448	234	244
15	1:22.713	26.247	176	21.881	215	34.585	233	247	33	1:22.442	26.390	174	21.679	219	34.373	232	243
16	1:23.704	27.012	175	22.178	215	34.514	235	241	34	1:22.775	26.630	175	21.795	217	34.350	233	242
17	1:24.260	26.425	175	21.922	217	35.913		247	35	1:23.071	26.547	175	21.857	218	34.667	230	243
18	2:19.080	1:22.703	171	21.934	214	34.443	234										

36	Martin Ragginger, AUT/ Klaus Bachler, AUT								theoretical besttime: 1:22.211								
1	1:27.101	30.780	175	21.965	220	34.356	236	204	19	1:23.149	26.593	177	22.008	219	34.548	238	247
2	1:24.136	26.900	175	22.707	219	34.529	198	245	20	1:24.513	26.538	177	22.023	220	35.952		247
3	2:08.093	38.715	93	36.394	115	52.984	140	171	21	2:19.371	1:23.139	176	21.912	220	34.320	237	
4	2:10.964	45.969	111	35.402	115	49.593	151	130	22	1:22.965	26.495	177	21.787	220	34.683	234	247
5	2:07.479	43.464	111	33.774	133	50.241	160	155	23	1:24.708	27.567	178	22.070	219	35.071	240	244
6	2:03.395	42.133	103	32.695	147	48.567	172	171	24	1:23.451	26.789	178	22.222	216	34.440	238	249
7	50:17.522	40.663	89	38.786	115	48:58.073	46	187	25	1:22.829	26.706	177	21.777	219	34.346	240	248
8	2:18.024	47.959	103	37.917	101	52.148	164	75	26	1:22.574	26.532	177	21.837	220	34.205	240	251
9	1:52.921	37.323	131	34.751	80	40.847	234	164	27	1:22.340	26.304	177	21.763	221	34.273	239	250
10	1:24.023	27.310	175	22.100	219	34.613	234	243	28	1:22.553	26.369	177	21.981	221	34.203	238	250
11	1:24.346	27.418	175	22.258	219	34.670	235	244	29	1:22.337	26.309	178	21.771	222	34.257	240	249
12	1:23.388	26.871	176	22.062	219	34.455	237	245	30	1:22.543	26.373	177	21.809	221	34.361	237	250
13	1:22.732	26.467	177	21.892	218	34.373	237	246	31	1:22.808	26.496	178	21.946	220	34.366	239	249
14	1:22.518	26.312	177	22.041	220	34.165	237	247	32	1:22.445	26.421	176	21.880	220	34.144	239	249
15	1:22.489	26.372	176	21.970	219	34.147	237	248	33	1:22.843	26.334	178	22.165	219	34.344	239	250
16	1:22.509	26.417	176	21.920	219	34.172	237	247	34	1:22.694	26.349	177	22.124	222	34.221	239	249
17	1:22.798	26.528	177	21.856	220	34.414	236	246	35	1:22.714	26.438	177	21.953	220	34.323	239	249
18	1:22.614	26.377	177	21.939	219	34.298	237	246									

42	Hari Proczyk, AUT/ Andreas Simonsen, SWE								theoretical besttime: 1:21.879								
1	1:30.970	32.859	175	22.698	219	35.413	238	211	19	1:22.539	26.490	177	21.810	221	34.239	242	251
2	1:26.785	27.154	176	23.220	219	36.411	140	248	20	1:22.341	26.292	180	21.913	222	34.136	242	250
3	2:07.482	38.295	78	36.338	129	52.849	142	137	21	1:23.951	26.388	180	21.758	223	35.805		250
4	2:10.627	46.121	93	34.973	117	49.533	137	138	22	2:19.130	1:21.879	178	21.756	223	35.495	238	
5	2:07.600	42.366	106	34.332	128	50.902	124	133	23	1:24.112	26.958	179	22.058	219	35.096	240	248
6	2:02.230	40.640	97	33.143	119	48.447	156	144	24	1:22.512	26.291	178	21.995	219	34.226	241	252
7	50:19.380	44.174	69	38.953	91	48:56.253	99	149	25	1:22.412	26.492	177	21.837	220	34.083	244	251
8	2:17.377	47.276	103	38.187	95	51.914	139	65	26	1:22.213	26.282	177	21.752	221	34.179	243	251
9	1:51.272	36.231	94	34.128	102	40.913	238	138	27	1:22.474	26.423	178	21.750	223	34.301	242	254
10	1:25.313	27.783	176	22.843	222	34.687	236	250	28	1:22.406	26.290	178	21.792	224	34.324	243	253
11	1:23.628	26.932	178	22.279	223	34.417	240	250	29	1:22.750	26.712	179	21.820	221	34.218	242	252
12	1:22.911	26.563	179	22.111	221	34.237	242	249	30	1:22.359	26.202	179	21.949	220	34.208	243	254
13	1:22.587	26.561	178	21.915	222	34.111	242	251	31	1:22.361	26.208	179	21.788	221	34.365	240	253
14	1:22.008	26.240	178	21.743	221	34.025	240	252	32	1:22.363	26.462	178	21.776	222	34.125	242	251
15	1:22.194	26.279	178	21.905	222	34.010	242	253	33	1:22.455	26.477	178	21.774	226	34.204	242	252
16	1:22.163	26.232	178	21.723	222	34.208	243	250	34	1:22.278	26.205	179	21.852	225	34.221	242	251
17	1:22.382	26.364	179	21.751	222	34.267	243	250	35	1:22.624	26.417	180	21.705	225	34.502	237	250
18	1:22.103	26.164	180	21.794	225	34.145	244	251									



ADAC GT Masters

Lap analysis Race 1

Provisional



Lausitzring, Length: 3442 m

Air temperature: 37.4°C

Track temperature: 51.4°C

Weather condition: Dry

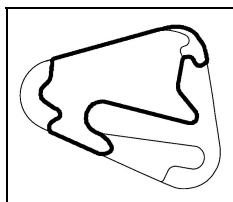
DMSB Reg. Nr.: 175/15

Saturday 4.7.2015 12:00

Lap	Time	SE1	SP1	SE2	SP2	SE3	SP3	TSP	Lap	Time	SE1	SP1	SE2	SP2	SE3	SP3	TSP
66 Andreas Wirth, DEU/ Daniel Keilwitz, DEU									theoretical besttime: 1:22.349								
1	1:32.367	34.720	176	22.404	220	35.243	240	216	19	1:22.780	26.297	179	21.865	223	34.618	240	252
2	2:17.555	1:18.135	157	23.198	217	36.222	219	250	20	1:22.541	26.386	178	21.846	224	34.309	242	252
3	1:25.776	27.949	177	22.900	219	34.927	239	220	21	1:22.857	26.522	177	21.902	224	34.433	241	252
4	2:08.192	45.039	106	36.351	101	46.802	145	218	22	1:23.375	26.851	177	22.028	223	34.496	242	253
5	2:07.429	43.831	91	34.506	112	49.092	122	131	23	1:23.244	26.766	178	21.942	223	34.536	241	253
6	2:03.018	43.154	108	32.484	107	47.380	131	130	24	1:22.994	26.437	178	22.040	221	34.517	241	252
7	50:30.816	46.089	71	38.289	91	49:06.438	105	125	25	1:23.371	26.601	177	22.184	222	34.586	242	253
8	2:03.402	36.382	122	36.531	89	50.489	148	105	26	1:23.345	26.506	177	21.981	222	34.858	244	253
9	1:50.435	35.122	106	35.567	154	39.746	240	135	27	1:22.844	26.410	180	21.932	222	34.502	242	253
10	1:23.406	28.190	176	22.707	221	34.509	239	250	28	1:22.800	26.277	178	21.976	222	34.547	240	254
11	1:23.470	26.652	179	22.347	222	34.471	240	249	29	1:22.766	26.348	179	22.018	221	34.400	244	253
12	1:23.157	26.954	177	21.977	222	34.226	241	251	30	1:23.359	26.814	177	22.003	221	34.542	243	253
13	1:23.035	26.493	177	21.945	224	34.597	240	251	31	1:23.273	26.640	178	22.059	222	34.574	240	253
14	1:23.217	26.619	177	22.066	221	34.532	241	252	32	1:23.516	26.608	179	22.011	222	34.897	240	252
15	1:23.537	26.709	177	22.165	221	34.663	240	252	33	1:23.063	26.502	179	22.096	223	34.465	241	251
16	1:23.127	26.636	178	22.008	222	34.483	238	251	34	1:23.040	26.585	178	21.928	223	34.527	243	252
17	1:25.287	26.678	177	22.146	222	36.463		250	35	1:23.358	26.549	180	22.165	223	34.644	236	251
18	2:20.744	1:22.172	178	24.285	197	34.287	241										

80 Dominik Baumann, AUT/ Jens Klingmann, DEU									theoretical besttime: 1:21.596								
1	1:29.764	32.107	173	22.400	218	35.257	235	207	19	1:21.999	26.218	177	21.642	220	34.139	237	246
2	1:26.398	27.337	170	22.858	216	36.203	177	243	20	1:21.802	26.074	176	21.595	220	34.133	238	246
3	2:06.624	36.908	83	36.028	108	53.688	113	178	21	1:21.810	26.086	177	21.734	219	33.990	236	247
4	2:11.062	45.789	88	34.995	121	50.278	139	120	22	1:21.956	26.182	176	21.591	221	34.183	236	245
5	2:07.656	42.264	120	34.669	113	50.723	146	138	23	1:21.808	26.015	176	21.647	220	34.146	238	245
6	2:02.035	40.858	99	33.009	118	48.168	143	164	24	1:22.389	26.339	177	21.804	217	34.246	239	246
7	50:18.548	42.481	79	39.786	91	48:56.281	78	141	25	1:22.357	26.216	176	21.817	216	34.324	239	246
8	2:17.871	47.608	98	38.112	102	52.151	127	70	26	1:22.054	26.140	176	21.669	218	34.245	238	247
9	1:51.403	36.944	102	33.909	80	40.550	236	127	27	1:22.201	26.201	177	21.645	219	34.355	239	247
10	1:24.625	27.545	173	22.375	220	34.705	237	243	28	1:22.233	26.138	177	21.746	219	34.349	238	246
11	1:23.854	27.375	176	22.046	221	34.433	235	243	29	1:22.166	26.200	177	21.704	221	34.262	237	246
12	1:22.934	26.423	177	21.938	219	34.573	240	244	30	1:22.882	26.334	176	21.887	219	34.661	238	245
13	1:23.182	26.580	177	22.121	220	34.481	239	248	31	1:22.552	26.287	178	21.631	220	34.634	238	246
14	1:22.664	26.347	176	22.076	217	34.241	239	247	32	1:22.767	26.487	176	21.841	220	34.439	238	246
15	1:22.555	26.359	177	21.915	221	34.281	239	246	33	1:22.743	26.452	175	21.770	220	34.521	238	245
16	1:22.097	26.159	177	21.727	222	34.211	239	248	34	1:23.220	26.536	177	21.889	221	34.795	237	246
17	1:24.580	26.267	177	21.985	220	36.328		246	35	1:23.844	26.632	177	21.852	219	35.360	158	246
18	2:17.356	1:21.597	176	21.765	219	33.994	239										

100 Daniel Dobitsch, AUT/ Edward Sandström, SWE									theoretical besttime: 1:22.099								
1	1:27.868	31.164	173	22.162	215	34.542	233	203	13	1:22.920	26.632	175	21.954	215	34.334	235	243
2	1:24.147	27.052	173	22.469	216	34.626	202	241	14	1:22.416	26.324	175	21.783	216	34.309	235	245
3	2:08.268	39.093	88	36.156	110	53.019	136	168	15	1:22.210	26.168	175	21.894	215	34.148	235	244
4	2:11.067	45.791	112	35.480	115	49.796	152	138	16	1:22.620	26.414	175	21.851	216	34.355	234	243
5	2:07.394	42.911	108	34.293	126	50.190	154	150	17	1:22.726	26.384	175	21.862	217	34.480	234	243
6	2:03.327	41.859	118	33.141	130	48.327	148	165	18	1:22.584	26.323	175	21.884	215	34.377	234	243
7	50:17.631	40.519	83	39.532	108	48:57.580	60	176	19	1:23.519	26.443	176	22.077	215	34.999		243
8	2:18.431	47.933	102	38.415	108	52.083	147	72	20	2:27.619	1:28.958	150	22.919	218	35.742	231	
9	1:52.494	36.988	124	34.317	82	41.189	230	163	21	1:29.178	28.322	169	22.980	218	37.876	230	241
10	1:24.026	27.390	173	22.185	216	34.451	231	239	22	1:28.319	28.843	159	22.719	218	36.757	212	240
11	1:23.791	26.848	175	22.417	215	34.526	233	241	23	1:34.230	28.153	162	23.109	213	42.968		213
12	1:23.600	26.828	175	22.157	214	34.615	233	242									



ADAC GT Masters

Vmax list Race 1

Provisional



Lausitzring, Length: 3442 m

Air temperature: 37.3°C

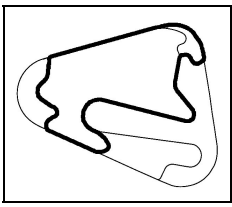
Track temperature: 51.1°C

Weather condition: Dry

DMSB Reg. Nr.: 175/15

Saturday 4.7.2015 12:00

Nr	Team, Car, Driver, Nat	Top speed
42	HP Racing, Mercedes-Benz SLS AMG GT3 Proczyk Hari , AUT Simonsen Andreas , SWE	254,34 km/h
66	Callaway Competition, Corvette Z06.R GT3 Wirth Andreas , DEU Keilwitz Daniel , DEU	253,62 km/h
13	RWT-Racing Team, Corvette Z06.R GT3 Lips Remo , CHE Barth Sven , DEU	252,61 km/h
19	BMW Sports Trophy Team Schubert, BMW Z4 GT3 Hürtgen Claudia , DEU Alzen Uwe , DEU	251,54 km/h
21	Team Zakspeed, Mercedes-Benz SLS AMG GT3 Asch Sebastian , DEU Ludwig Luca , DEU	251,02 km/h
7	Bentley Team HTP, Bentley Continental GT3 Stolz Luca , DEU Bleekemolen Jeroen , NLD	250,78 km/h
36	GW IT Racing Team Schütz Motorsport, Porsche 911 GT3 R Ragginger Martin , AUT Bachler Klaus , AUT	250,72 km/h
8	Bentley Team HTP, Bentley Continental GT3 Hamprecht Fabian , DEU Schmid Clemens , AUT	250,20 km/h
12	Senkyr Motorsport, BMW Z4 GT3 Knoll Jacob , CZE Marionek Lennart , DEU	249,73 km/h
80	BMW Sports Trophy Team Schubert, BMW Z4 GT3 Baumann Dominik , AUT Klingmann Jens , DEU	247,89 km/h
16	YACO Racing, Audi R8 LMS ultra Frey Rahel , CHE Geipel Philip , DEU	247,49 km/h
24	kfzteile24 MS RACING, Audi R8 LMS ultra Stoll Florian , DEU Basseng Marc , DEU	246,92 km/h
100	kfzteile24 MS RACING, Audi R8 LMS ultra Dobitsch Daniel , AUT Sandström Edward , SWE	244,56 km/h
3	C. Abt Racing, Audi R8 LMS ultra Weishaupt Andreas , DEU Jöns Christer , DEU	243,67 km/h



ADAC GT Masters

Vmax list Race 1

Provisional



Lausitzring, Length: 3442 m

Air temperature: 37.3°C

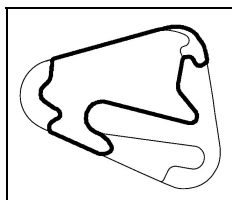
Track temperature: 51.1°C

Weather condition: Dry

DMSB Reg. Nr.: 175/15

Saturday 4.7.2015 12:00

Nr	Team, Car, Driver, Nat	Top speed
2	C. Abt Racing, Audi R8 LMS ultra Pepper Jordan Lee , ZAF Thiim Nicki , DNK	243,62 km/h
1	C. Abt Racing, Audi R8 LMS ultra Wackerbauer Stefan , DEU van der Linde Kelvin , ZAF	km/h
69	Callaway Competition, Corvette Z06.R GT3 Alessi Diego , ITA Assenheimer Patrick , DEU	km/h



ADAC GT Masters

Pit stops Race 1

Provisional



Lausitzring, Length: 3442 m

Air temperature: 37.3°C

Track temperature: 51.1°C

Weather condition: Dry

DMSB Reg. Nr.: 175/15

Saturday 4.7.2015 12:00

Nr	Driver in	Day time in	Time in	Driver out	Day time out	Time out	Nett Time
2	Jordan Lee Pepper	13:10:46	1:07:16.792	Jordan Lee Pepper	13:11:13	1:07:43.567	26.775
80	Dominik Baumann	13:20:21	1:16:51.332	Dominik Baumann	13:21:27	1:17:56.978	1:05.646
16	Rahel Frey	13:20:28	1:16:58.053	Rahel Frey	13:21:36	1:18:06.108	1:08.055
24	Florian Stoll	13:20:29	1:16:59.013	Marc Basseng	13:21:35	1:18:05.661	1:06.648
66	Andreas Wirth	13:20:32	1:17:02.336	Andreas Wirth	13:21:38	1:18:08.662	1:06.326
13	Remo Lips	13:20:34	1:17:04.739	Remo Lips	13:21:53	1:18:23.022	1:18.283
12	Jacob Knoll	13:20:46	1:17:16.050	Jacob Knoll	13:21:56	1:18:26.143	1:10.093
3	Andreas Weishaupt	13:20:47	1:17:17.118	Andreas Weishaupt	13:21:53	1:18:23.184	1:06.066
2	Jordan Lee Pepper	13:20:47	1:17:17.864	Nicki Thiim	13:21:55	1:18:25.077	1:07.213
19	Claudia Hürtgen	13:21:43	1:18:13.639	Claudia Hürtgen	13:22:49	1:19:19.726	1:06.087
100	Daniel Dobitsch	13:23:04	1:19:34.546	Edward Sandström	13:24:14	1:20:44.094	1:09.548
8	Fabian Hamprecht	13:23:09	1:19:39.828	Fabian Hamprecht	13:24:16	1:20:46.809	1:06.981
36	Martin Ragginger	13:24:28	1:20:58.139	Klaus Bachler	13:25:34	1:22:04.692	1:06.553
21	Sebastian Asch	13:24:29	1:20:58.958	Luca Ludwig	13:25:36	1:22:06.055	1:07.097
7	Luca Stolz	13:24:35	1:21:05.513	Jeroen Bleekemolen	13:25:42	1:22:12.497	1:06.984
42	Hari Proczyk	13:25:51	1:22:21.240	Hari Proczyk	13:26:56	1:23:26.624	1:05.384
16	Philip Geipel	13:26:58	1:23:27.999	Philip Geipel	13:27:24	1:23:54.702	26.703
3	Andreas Weishaupt	13:28:40	1:25:10.929	Andreas Weishaupt	13:29:07	1:25:37.854	26.925
100	Edward Sandström	13:30:01	1:26:31.115				
42	Andreas Simonsen	13:47:52	1:44:22.543				
19	Uwe Alzen	13:47:58	1:44:28.514				
36	Klaus Bachler	13:47:59	1:44:29.743				
8	Clemens Schmid	13:48:06	1:44:36.130				
80	Jens Klingmann	13:48:12	1:44:42.020				
21	Luca Ludwig	13:48:14	1:44:44.076				
7	Jeroen Bleekemolen	13:48:16	1:44:46.567				
24	Marc Basseng	13:48:21	1:44:51.665				
66	Daniel Keilwitz	13:48:24	1:44:54.456				
16	Philip Geipel	13:48:25	1:44:55.838				
13	Sven Barth	13:48:27	1:44:57.566				
12	Lennart Maroneck	13:48:36	1:45:06.359				