

ADAC GT Masters

Results Race 1

Provisional



Nürburgring, Length: 3629 m

Air temperature: 18.7°C

Track temperature: 22.5°C

Weather condition: Wet

DMSB Reg. Nr.: 212/2015

Amended
15.8.2015 - 21:15

Saturday 15.8.2015 13:15

started : 21 classified : 19 not classified : 2

	Drivers	Team	Car	Laps	Total Time	Gap	Kph	Lap	Time	Kph
1	100 D.Dobitsch/E.Sandström	kfzteile24 MS RACING	Audi R8 LMS ultra	35	1:00:52.096		125,2	5	1:29.694	145,7
2	16 R.Frey/P.Geipel	YACO Racing	Audi R8 LMS ultra	35	1:00:52.503	0.407	125,2	5	1:29.360	146,2
3	1 S.Wackerbauer/K.van der Linde	C. Abt Racing	Audi R8 LMS ultra	35	1:00:58.600	6.504	125,0	5	1:30.212	144,8
4	42 H.Proczyk/B.Schneider	HP Racing	Mercedes-Benz SLS AMG GT3	35	1:00:59.222	7.126	125,0	3	1:30.108	145,0
5	2 J.Pepper/N.Thiim	C. Abt Racing	Audi R8 LMS ultra	35	1:01:06.483	14.387	124,7	5	1:30.562	144,3
6	19 C.Hürtgen/U.Alzen	BMW Sports Trophy Team Schubert	BMW Z4 GT3	35	1:01:15.527	23.431	124,4	5	1:29.490	146,0
7	69 D.Alessi/P.Assenheimer	Callaway Competition	Corvette Z06.R GT3	35	1:01:15.912	23.816	124,4	5	1:29.752	145,6
8	33 A.Mattschull(*G*)/R.van der Zande	Car Collection Motorsport	Mercedes-Benz SLS AMG GT3	35	1:01:17.436	25.340	124,3	5	1:30.746	144,0
9	21 S.Asch/L.Ludwig	Team Zakspeed	Mercedes-Benz SLS AMG GT3	35	1:01:27.763	35.667	124,0	4	1:29.464	146,0
10	23 M.Gassner(*G*)/F.Strauss	MRS GT Racing	Nissan GT-R Nismo GT3	35	1:01:30.566	38.470	123,9	5	1:29.411	146,1
11	99 N.Bastian/S.Dusseldorp	ROWE Racing	Mercedes-Benz SLS AMG GT3	35	1:01:31.780	39.684	123,9	5	1:30.208	144,8
12	80 D.Baumann/J.Klingmann	BMW Sports Trophy Team Schubert	BMW Z4 GT3	35	1:01:35.911	43.815	123,7	3	1:29.738	145,6
13	7 L.Stolz/V.Abril	Bentley Team HTP	Bentley Continental GT3	35	1:01:42.091	49.995	123,5	3	1:29.937	145,3
14	8 C.Schmid/F.Hamprecht	Bentley Team HTP	Bentley Continental GT3	35	1:01:42.712	50.616	123,5	3	1:29.226	146,4
15	12 J.Knoll(*G*)/L.Marionek	Senkyr Motorsport	BMW Z4 GT3	35	1:01:43.353	51.257	123,5	3	1:32.270	141,6
16	24 F.Stoll/M.Basseng	kfzteile24 MS RACING	Audi R8 LMS ultra	34	59:25.653	1 LAP	124,6	5	1:29.713	145,6
17	3 A.Weishaupt(*G*)/C.Jöns	C. Abt Racing	Audi R8 LMS ultra	34	1:00:38.293	1 LAP	122,1	4	1:30.956	143,6
18	22 D.Jöst(*G*)/F.Scholze(*G*)	MRS GT Racing	Nissan GT-R Nismo GT3	34	1:01:01.946	1 LAP	121,3	3	1:29.656	145,7
19	66 A.Wirth/D.Keilwitz	Callaway Competition	Corvette Z06.R GT3	26	46:50.476	9LAPS	120,9	5	1:30.214	144,8
not classified										
	36 M.Ragginger/K.Bachler	Schütz Motorsport	Porsche 911 GT3 R	25	44:36.619	10LAPS	122,0	3	1:28.602	147,5
	13 R.Lips(*G*)/S.Barth	RWT-Racing Team	Corvette Z06.R GT3	10	16:17.691	25LAPS	133,6	5	1:30.268	144,7

Fastest lap of the race. Car 36 driver Ragginger on lap 3. Time 1:28.602, average speed 147,5 km/h.

Following stewards decision no. 58,60,61,62 drive trough penalty in exchange a time penalty of 30 seconds for car no. 21,2,99.80

pending appeal !

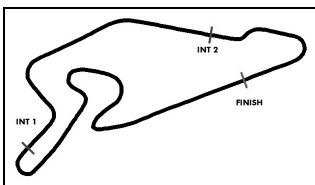
(*G*) marks the gentlemen driver

Subject to final scrutineering!

Publications Time:

Clerk of the course:

Time Keeping:



ADAC GT Masters

Lap chart Race 1

Provisional

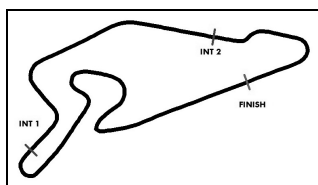


Nürburgring, Length: 3629 m

Saturday 15.8.2015 13:15

POS	1	2	3	4	5	6	7	8	9	10	11	12	13	14	15	16	17	18	19	20	21	22
LAP 1	36	8	16	23	19	24	80	100	42	66	99	13	1	2	3	69	33	22	12	7	21	
LAP 2	36	8	16	23	19	24	80	100	42	66	99	13	1	2	69	22	7	33	12	21	3	
LAP 3	36	8	16	23	19	24	80	100	42	66	99	13	1	2	69	22	7	21	33	12	3	
LAP 4	36	8	16	23	19	24	80	100	42	66	99	13	1	69	2	7	22	21	33	12	3	
LAP 5	36	8	16	23	19	24	80	100	42	66	99	13	1	69	2	7	22	21	33	12	3	
LAP 6	36	8	16	23	19	24	80	100	42	66	99	13	1	69	2	7	21	22	33	12	.3	
LAP 7	36	8	16	23	19	24	100	80	42	99	66	13	1	69	7	21	22	.2	33	12	3'	
LAP 8	36	8	16	23	19	24	100	80	99	42	66	13	22	.69	.1	.21	.7	33	12	2	3'	
LAP 9	36	8	16	19	24	100	.23	66	.80	.99	13	.42	.22	.33	.12	2	21	1	69	7	3'	
LAP 10	36	8	16	24	100	.19	66	13	2	99	21	80	1	69	42	7	22	23	33	12'	3'	
LAP 11	.36	8	16	24	100	66	2	99	21	80	1	69	42	19	7	22	23	33	12	3'		
LAP 12	8	16	24	100	66	2	99	21	80	1	36	69	42	19	7	22	23	33	12	3'		
LAP 13	8	16	24	100	66	2	99	21	80	1	36	69	42	19	7	22	23	33	12	3'		
LAP 14	8	16	24	100	66	2	99	21	80	1	36	69	42	19	7	22	23	33	12	.3'		
LAP 15	.8	.16	.24	1	.100	36	.66	22	.2	.99	23	.21	.80	.69	.42	12	.19	.7	.33	3'		
LAP 16	1	36	22	23	.12	16	99	2	24	21	80	66	8	100	7	19	42	33	69	3'		
LAP 17	36	1	22	23	2	99	21	16	80	100	8	42	24	33	7	19	69	66	12	3'		
LAP 18	36	1	23	.22	2	99	21	80	100	8	42	16	33	7	19	69	24	66	12	3'		
LAP 19	.36	.1	.23	.22	2	21	99	100	80	8	42	33	19	7	69	16	24	66	12	3'		
LAP 20	2	21	99	100	80	8	42	33	19	69	7	16	24	66	1	36	12	23	22	3'		
LAP 21	2	21	99	100	80	8	42	33	19	69	16	7	24	66	1	36	12	23	22	3'		
LAP 22	2	21	99	100	80	8	42	33	19	16	69	24	66	1	7	36	12	23	22	3'		
LAP 23	2	21	99	100	80	42	8	19	16	33	24	66	69	1	36	7	12	23	22	3'		
LAP 24	2	21	99	100	80	42	16	19	8	24	33	66	1	36	69	7	23	12	22	3'		
LAP 25	2	21	99	100	80	16	42	19	24	1	33	36	69	66	7	23	8	12	22	3'		
LAP 26	2	21	100	99	80	16	19	42	24	1	33	69	7	23	8	12	.66	22	3'			
LAP 27	2	21	100	99	80	16	19	42	24	1	33	69	23	7	8	12	22	3'				
LAP 28	2	21	100	99	16	19	42	80	1	24	33	69	23	7	8	12	22	3'				
LAP 29	2	21	100	99	19	16	42	80	1	24	33	69	23	7	8	12	22'	3'				
LAP 30	2	21	100	99	19	16	42	80	1	24	33	69	7	23	8	12	3'	22'				
LAP 31	2	21	100	19	99	16	42	80	1	24	69	33	7	8	12	23	3'	22'				
LAP 32	2	100	21	19	99	16	42	80	1	24	69	33	7	8	12	23	3'	22'				
LAP 33	2	100	21	19	16	99	42	1	80	24	69	33	7	8	23	12	3'	22'				
LAP 34	2	100	16	21	99	42	1	24	80	69	19	33	23	7	8	12	3'	22'				
LAP 35	2	100	16	21	1	42	99	80	19	69	33	23	7	8	12							

. - PIT STOP ' - LAP BEHIND



ADAC GT Masters

Lap Analysis Race 1

Provisional



Nürburgring, Length: 3629 m

Air temperature: 16.4°C

Track temperature: 21.0°C

Weather condition: Wet

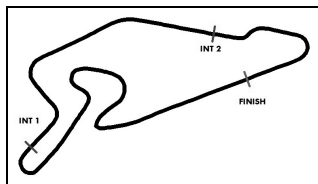
DMSB Reg. Nr.: 212/2015

Saturday 15.8.2015 13:15

Lap	Time	SE1	SP1	SE2	SP2	SE3	SP3	Lap	Time	SE1	SP1	SE2	SP2	SE3	SP3
1 Stefan Wackerbauer, DEU/ Kelvin van der Linde, ZAF								theoretical besttime: 1:30.212							
1	1:40.790	54.291	132	23.319	243	23.180	188	19	1:42.987	50.258	131	24.590	234	28.139	
2	1:31.308	46.683	132	22.777	241	21.848	189	20	2:42.554	1:54.659	125	24.005	238	23.890	183
3	1:30.619	46.120	132	22.669	241	21.830	190	21	1:36.680	50.300	130	23.136	239	23.244	184
4	1:30.698	46.203	131	22.650	240	21.845	191	22	1:35.152	48.450	129	22.853	242	23.849	184
5	1:30.212	45.874	133	22.544	241	21.794	190	23	1:33.718	47.872	129	23.111	242	22.735	187
6	1:31.132	46.276	132	22.914	241	21.942	189	24	1:35.899	48.785	132	24.231	240	22.883	186
7	1:38.481	49.041	129	24.929	236	24.511	187	25	1:38.310	50.124	129	23.326	239	24.860	181
8	1:52.156	54.083	120	26.849	217	31.224		26	1:38.711	50.480	124	24.634	240	23.597	185
9	2:42.066	1:51.285	121	25.934	225	24.847	182	27	1:38.103	50.548	127	24.443	242	23.112	186
10	1:41.892	51.832	126	25.457	229	24.603	183	28	1:38.851	51.146	124	24.741	240	22.964	187
11	1:40.760	51.371	126	25.131	234	24.258	184	29	1:41.859	52.393	117	25.814	238	23.652	187
12	1:41.651	51.823	125	25.353	228	24.475	184	30	1:42.749	52.577	123	25.708	238	24.464	186
13	1:41.575	51.345	126	25.113	233	25.117	137	31	1:40.216	51.378	124	24.499	239	24.339	187
14	2:23.881	1:12.598	84	37.937	103	33.346	111	32	1:37.387	50.317	128	23.776	241	23.294	186
15	2:06.425	1:04.727	93	31.745	144	29.953	172	33	1:36.861	49.413	129	23.389	243	24.059	187
16	2:05.912	1:05.720	89	33.143	161	27.049	184	34	1:34.408	49.212	129	22.796	241	22.400	186
17	1:40.240	51.191	126	24.934	232	24.115	186	35	1:34.973	49.720	130	22.608	243	22.645	188
18	1:39.384	50.704	129	24.604	233	24.076	186								

Lap	Time	SE1	SP1	SE2	SP2	SE3	SP3	Lap	Time	SE1	SP1	SE2	SP2	SE3	SP3
2 Jordan Lee Pepper, ZAF/ Nicki Thiim, DNK								theoretical besttime: 1:30.463							
1	1:41.140	54.881	114	23.648	239	22.611	188	19	1:37.096	49.501	128	24.052	233	23.543	185
2	1:31.620	46.840	128	22.807	239	21.973	187	20	1:36.625	49.363	128	23.916	233	23.346	185
3	1:30.622	46.044	131	22.645	240	21.933	188	21	1:36.078	49.166	129	23.591	233	23.321	184
4	1:31.996	46.087	129	22.750	239	23.159	190	22	1:36.575	49.278	127	23.833	234	23.464	184
5	1:30.562	46.143	129	22.525	240	21.894	187	23	1:36.439	49.225	124	23.668	234	23.546	183
6	1:31.964	46.813	128	23.054	239	22.097	186	24	1:37.441	49.764	124	24.271	233	23.406	183
7	1:41.747	48.944	123	24.896	232	27.907		25	1:37.169	49.635	123	23.809	234	23.725	183
8	2:35.981	1:45.418	125	25.763	226	24.800	183	26	1:37.788	49.727	123	24.202	234	23.859	180
9	1:40.936	51.307	125	24.997	229	24.632	183	27	1:38.034	50.153	125	24.292	234	23.589	182
10	1:40.033	50.836	128	25.031	229	24.166	184	28	1:38.376	50.074	125	24.600	233	23.702	181
11	1:39.987	50.749	127	25.189	212	24.049	184	29	1:39.477	50.682	124	25.116	230	23.679	182
12	1:42.756	50.898	122	26.583	198	25.275	182	30	1:39.842	51.191	121	24.954	233	23.697	182
13	1:47.526	51.801	126	25.107	212	30.618	96	31	1:39.144	50.623	123	24.757	234	23.764	183
14	2:26.974	1:15.840	92	37.665	102	33.469	97	32	1:38.897	50.595	125	24.504	234	23.798	184
15	2:12.701	1:05.293	106	31.803	146	35.605		33	1:38.653	50.354	123	24.569	233	23.730	183
16	2:48.312	1:56.758	109	26.745	228	24.809	183	34	1:37.898	49.845	125	24.336	233	23.717	182
17	1:39.265	50.899	122	24.636	231	23.730	184	35	1:38.868	50.273	123	24.305	233	24.290	180
18	1:37.961	49.833	126	24.405	232	23.723	184								

Lap	Time	SE1	SP1	SE2	SP2	SE3	SP3	Lap	Time	SE1	SP1	SE2	SP2	SE3	SP3
3 Andreas Weishaupt, DEU/ Christer Jöns, DEU								theoretical besttime: 1:30.862							
1	1:41.739	55.002	131	23.792	238	22.945	189	19	1:37.239	49.923	126	23.820	237	23.496	183
2	2:02.570	1:16.826	124	23.389	237	22.355	188	20	1:36.268	49.490	127	23.479	238	23.299	184
3	1:31.579	46.792	130	22.787	239	22.000	187	21	1:35.999	49.099	125	23.467	236	23.433	183
4	1:30.956	46.075	131	22.837	241	22.044	188	22	1:37.025	49.807	125	23.637	237	23.581	184
5	1:32.116	46.788	128	23.189	239	22.139	185	23	1:37.934	50.188	124	24.270	239	23.476	184
6	1:41.715	48.144	123	24.903	228	28.668		24	1:38.181	49.854	125	23.987	240	24.340	184
7	2:42.785	1:50.348	113	27.051	223	25.386	182	25	1:39.025	50.496	126	24.397	240	24.132	179
8	1:46.117	53.840	109	26.796	225	25.481	184	26	1:38.462	50.482	120	24.584	237	23.396	183
9	1:43.444	52.641	121	25.620	234	25.183	181	27	1:37.731	49.941	124	24.371	238	23.419	185
10	1:44.471	53.994	118	25.506	232	24.971	183	28	1:38.658	50.226	122	24.696	238	23.736	185
11	1:45.174	52.482	124	26.088	221	26.604	164	29	1:39.883	51.189	122	25.057	236	23.637	186
12	2:22.954	1:08.545	95	37.222	95	37.187	100	30	1:39.624	50.693	119	24.768	236	24.163	183
13	2:26.469	1:15.508	87	36.941	95	34.020	105	31	1:37.771	49.683	125	24.289	238	23.799	185
14	2:13.207	1:05.500	103	32.134	135	35.573		32	1:37.679	49.996	121	24.103	239	23.580	182
15	2:52.363	2:00.974	114	25.943	225	25.446	185	33	1:35.742	48.874	127	23.459	239	23.409	184
16	1:40.500	51.667	122	24.532	236	24.301	184	34	1:35.491	48.709	127	23.394	239	23.388	183
17	1:39.233	50.917	126	24.628	236	23.688	184								
18	1:38.189	50.654	124	24.145	237	23.390	184								



ADAC GT Masters



Lap Analysis Race 1

Provisional

Nürburgring, Length: 3629 m

Air temperature: 16.4°C

Track temperature: 21.0°C

Weather condition: Wet

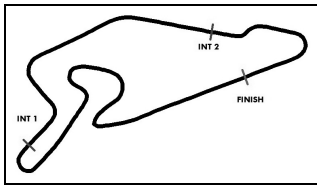
DMSB Reg. Nr.: 212/2015

Saturday 15.8.2015 13:15

Lap	Time	SE1	SP1	SE2	SP2	SE3	SP3	Lap	Time	SE1	SP1	SE2	SP2	SE3	SP3
7	Luca Stolz, DEU/ Vincent Abril, FRA							theoretical besttime: 1:29.624							
1	1:44.070	58.912	131	22.773	243	22.385	192	19	1:40.945	51.141	120	24.855	227	24.949	186
2	1:31.681	46.567	132	22.606	247	22.508	191	20	1:40.859	50.682	122	24.303	234	25.874	185
3	1:29.937	45.901	134	22.355	245	21.681	192	21	1:39.772	51.237	122	23.924	236	24.611	186
4	1:30.245	45.588	131	22.439	245	22.218	190	22	1:40.508	50.702	120	25.029	236	24.777	184
5	1:30.198	45.861	132	22.457	247	21.880	193	23	1:40.531	51.057	118	24.433	231	25.041	182
6	1:32.247	46.774	128	23.320	247	22.153	190	24	1:40.706	51.002	120	24.608	234	25.096	181
7	1:37.901	49.104	119	25.127	240	23.670	190	25	1:42.522	51.826	116	24.669	233	26.027	179
8	1:50.002	53.071	105	26.372	227	30.559		26	1:42.612	52.382	114	24.978	234	25.252	182
9	2:51.859	2:01.935	120	25.143	237	24.781	186	27	1:42.203	51.741	116	24.962	233	25.500	183
10	1:40.663	51.259	119	24.973	238	24.431	186	28	1:41.854	51.961	116	25.319	233	24.574	182
11	1:41.041	51.149	120	24.992	237	24.900	186	29	1:42.829	52.512	113	25.523	234	24.794	184
12	1:42.521	52.039	117	25.361	229	25.121	185	30	1:42.438	52.152	115	25.251	234	25.035	182
13	1:41.465	51.931	123	24.791	237	24.743	186	31	1:41.033	51.771	118	24.702	234	24.560	182
14	2:17.882	1:06.592	98	38.440	106	32.850	99	32	1:40.038	51.084	122	24.149	237	24.805	183
15	2:09.940	1:03.859	106	32.564	145	33.517		33	1:39.659	51.185	121	23.868	237	24.606	183
16	2:48.378	1:57.941	115	25.850	225	24.587	188	34	1:39.773	51.152	125	23.859	239	24.762	183
17	1:43.936	52.634	119	25.277	223	26.025	186	35	1:38.933	50.557	119	23.907	238	24.469	182
18	1:40.910	51.452	121	24.965	230	24.493	187								

Lap	Time	SE1	SP1	SE2	SP2	SE3	SP3	Lap	Time	SE1	SP1	SE2	SP2	SE3	SP3
8	Clemens Schmid, AUT/ Fabian Hamprecht, DEU							theoretical besttime: 1:29.181							
1	1:33.274	49.086	130	22.563	243	21.625	190	19	1:38.654	50.123	129	24.506	240	24.025	188
2	1:29.829	45.823	131	22.328	243	21.678	191	20	1:37.770	50.013	129	23.854	240	23.903	187
3	1:29.226	45.411	134	22.226	243	21.589	191	21	1:37.566	50.003	130	23.466	241	24.097	187
4	1:29.307	45.443	134	22.265	243	21.599	192	22	1:37.745	50.270	129	23.394	240	24.081	186
5	1:29.401	45.366	133	22.434	243	21.601	192	23	1:39.127	50.663	124	24.075	240	24.389	185
6	1:30.166	45.737	129	22.669	243	21.760	190	24	1:40.286	50.905	117	24.549	240	24.832	183
7	1:37.294	48.750	122	24.809	235	23.735	187	25	2:03.821	51.603	124	23.969	240	48.249	171
8	1:43.572	51.884	117	26.467	229	25.221	182	26	1:42.152	52.336	118	25.164	230	24.652	183
9	1:46.881	53.751	113	26.722	227	26.408	182	27	1:40.277	51.153	120	24.706	237	24.418	183
10	1:48.031	54.995	109	26.765	226	26.271	181	28	1:40.976	51.593	120	24.990	239	24.393	184
11	1:49.055	55.194	107	27.357	226	26.504	179	29	1:42.306	52.607	116	25.219	239	24.480	184
12	1:53.437	55.767	104	28.289	204	29.381	169	30	1:41.616	51.713	123	25.179	238	24.724	184
13	2:23.060	1:08.846	93	37.415	106	36.799	100	31	1:41.238	51.925	123	24.750	240	24.563	183
14	2:26.189	1:15.901	90	36.837	126	33.451	141	32	1:39.784	51.027	124	24.124	239	24.633	185
15	2:13.264	1:05.811	96	32.884	152	34.569		33	1:39.806	51.085	123	24.176	237	24.545	184
16	2:55.992	2:05.419	112	25.921	233	24.652	186	34	1:39.357	51.027	126	23.899	239	24.431	184
17	1:43.131	53.425	129	25.600	235	24.106	187	35	1:39.397	50.949	126	23.904	238	24.544	182
18	1:39.725	50.955	129	24.498	239	24.272	186								

Lap	Time	SE1	SP1	SE2	SP2	SE3	SP3	Lap	Time	SE1	SP1	SE2	SP2	SE3	SP3
12	Jacob Knoll, CZE/ Lennart Marioneck, DEU							theoretical besttime: 1:32.135							
1	1:43.782	56.793	121	23.399	240	23.590	188	19	1:39.026	50.720	127	24.436	234	23.870	184
2	1:32.833	47.328	129	22.914	240	22.591	188	20	1:38.991	50.641	121	24.306	233	24.044	184
3	1:32.270	46.630	134	23.034	239	22.606	189	21	1:38.509	50.284	128	24.028	233	24.197	184
4	1:32.351	46.690	131	23.053	237	22.608	187	22	1:38.426	50.128	123	24.162	234	24.136	184
5	1:33.241	47.394	128	23.245	237	22.602	186	23	1:39.066	50.421	125	24.451	232	24.194	183
6	1:33.545	47.362	126	23.363	238	22.820	186	24	1:40.524	51.356	119	24.789	230	24.379	182
7	1:39.388	49.282	122	25.624	226	24.482	184	25	1:41.024	51.582	123	24.424	233	25.018	181
8	1:45.052	52.824	109	26.409	222	25.819	180	26	1:41.966	52.028	120	25.143	222	24.795	182
9	1:55.588	55.253	106	27.741	208	32.594		27	1:40.402	51.426	122	24.740	234	24.236	182
10	2:59.546	2:07.183	112	26.822	213	25.541	179	28	1:40.095	51.335	124	24.815	235	23.945	184
11	1:48.439	54.610	117	27.271	218	26.558	178	29	1:41.239	51.658	122	25.093	235	24.488	184
12	1:55.175	1:02.839	111	26.421	214	25.915	180	30	1:41.290	51.683	123	24.873	236	24.734	184
13	1:46.462	54.369	114	26.254	214	25.839	181	31	1:41.407	51.953	119	24.797	236	24.657	183
14	1:44.956	53.903	114	25.762	224	25.291	181	32	1:40.019	51.022	121	24.402	235	24.595	183
15	1:47.678	53.477	116	26.519	191	27.682	179	33	1:40.008	51.072	116	24.836	234	24.100	183
16	2:07.193	1:01.900	81	32.331	151	32.962		34	1:39.057	50.687	121	23.982	235	24.388	183
17	2:45.679	1:56.399	125	25.222	233	24.058	185	35	1:39.340	50.759	118	24.263	235	24.318	182
18	1:39.786	51.072	127	24.722	233	23.992	185								



ADAC GT Masters

Lap Analysis Race 1

Provisional



Nürburgring, Length: 3629 m

Air temperature: 16.4°C

Track temperature: 21.0°C

Weather condition: Wet

DMSB Reg. Nr.: 212/2015

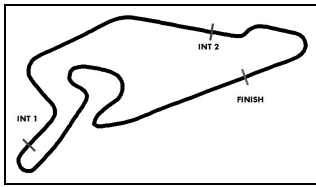
Saturday 15.8.2015 13:15

Lap	Time	SE1	SP1	SE2	SP2	SE3	SP3	Lap	Time	SE1	SP1	SE2	SP2	SE3	SP3
13	Remo Lips, CHE/ Sven Barth, DEU							theoretical besttime: 1:30.209							
1	1:40.487	54.658	126	23.039	247	22.790	189	7	1:37.974	48.957	128	24.991	240	24.026	189
2	1:31.233	46.477	126	22.672	248	22.084	192	8	1:46.838	54.164	114	26.470	219	26.204	181
3	1:30.667	45.996	132	22.626	246	22.045	191	9	1:48.922	55.754	112	26.775	226	26.393	184
4	1:30.377	45.992	133	22.531	245	21.854	194	10	1:50.011	56.568	112	26.792	231	26.651	183
5	1:30.268	45.871	133	22.484	247	21.913	191								
6	1:30.914	46.179	132	22.719	247	22.016	191								

16	Rahel Frey, CHE/ Philip Geipel, DEU							theoretical besttime: 1:29.185							
1	1:34.892	50.248	133	22.875	241	21.769	189	19	1:44.097	53.402	122	25.466	226	25.229	185
2	1:30.107	45.790	135	22.638	239	21.679	189	20	1:39.766	51.730	126	23.938	238	24.098	186
3	1:29.850	45.440	133	22.528	242	21.882	189	21	1:36.774	50.304	129	23.050	241	23.420	183
4	1:29.501	45.215	135	22.533	240	21.753	189	22	1:36.255	50.162	124	23.112	240	22.981	187
5	1:29.360	45.254	135	22.492	242	21.614	191	23	1:33.338	47.646	130	22.941	241	22.751	184
6	1:29.679	45.485	133	22.716	241	21.478	189	24	1:36.064	48.886	124	24.150	240	23.028	186
7	1:38.766	49.081	125	25.587	227	24.098	187	25	1:36.815	50.233	129	23.497	242	23.085	186
8	1:45.010	52.845	121	26.665	222	25.500	183	26	1:38.742	50.419	127	24.455	241	23.868	185
9	1:45.655	53.875	121	26.308	228	25.472	180	27	1:39.922	51.603	124	24.501	240	23.818	187
10	1:48.855	56.277	118	26.668	225	25.910	182	28	1:39.934	51.652	124	24.963	239	23.319	186
11	1:47.285	54.521	119	26.724	228	26.040	180	29	1:41.047	51.358	117	25.646	238	24.043	187
12	1:50.971	54.615	120	26.689	226	29.667	169	30	1:41.961	52.280	117	25.456	238	24.225	182
13	2:23.513	1:08.927	86	37.393	111	37.193	98	31	1:40.296	51.622	125	24.664	240	24.010	187
14	2:26.398	1:15.533	96	36.785	119	34.080	135	32	1:38.625	51.334	129	23.793	241	23.498	186
15	2:12.982	1:05.143	96	32.788	154	35.051		33	1:35.330	49.387	129	23.212	240	22.731	187
16	2:48.911	1:56.007	116	26.732	224	26.172	182	34	1:37.771	48.204	127	23.704	239	25.863	183
17	1:46.918	54.431	105	26.937	217	25.550	184	35	1:32.714	47.779	130	22.588	241	22.347	185
18	1:44.399	54.046	124	25.346	231	25.007	183								

19	Claudia Hürtgen, DEU/ Uwe Alzen, DEU							theoretical besttime: 1:29.422							
1	1:36.802	51.896	132	22.966	241	21.940	191	19	1:39.449	50.963	121	24.385	235	24.101	185
2	1:30.432	46.025	132	22.592	242	21.815	192	20	1:37.572	49.988	126	24.088	236	23.496	186
3	1:29.580	45.426	133	22.547	239	21.607	189	21	1:36.511	49.413	128	23.568	234	23.530	184
4	1:29.713	45.614	131	22.461	240	21.638	191	22	1:36.034	48.996	128	23.499	237	23.539	184
5	1:29.490	45.406	131	22.409	241	21.675	191	23	1:37.154	49.474	125	23.797	235	23.883	184
6	1:30.532	45.910	128	22.861	240	21.761	188	24	1:39.173	50.545	122	24.470	237	24.158	182
7	1:37.847	49.306	123	24.600	238	23.941	186	25	1:38.237	50.584	123	23.986	237	23.667	184
8	1:43.814	52.728	113	26.063	232	25.023	184	26	1:38.324	50.156	121	24.508	234	23.660	183
9	1:47.487	54.142	116	27.098	216	26.247	180	27	1:38.591	50.513	119	24.355	235	23.723	184
10	1:53.268	55.183	111	27.050	219	31.035		28	1:38.938	50.506	121	24.538	237	23.894	184
11	2:50.077	1:59.715	118	25.719	231	24.643	183	29	1:39.301	50.694	116	25.028	236	23.579	184
12	1:42.385	52.369	121	25.349	230	24.667	183	30	1:39.911	51.060	118	24.944	235	23.907	183
13	1:42.031	52.102	123	25.226	232	24.703	183	31	1:39.793	50.658	121	25.123	232	24.012	185
14	2:17.185	1:06.216	103	37.513	109	33.456	105	32	1:38.024	50.005	126	24.189	236	23.830	185
15	2:10.303	1:04.185	110	32.154	153	33.964		33	1:37.599	49.787	126	23.949	236	23.863	185
16	2:50.272	1:59.716	118	25.624	232	24.932	183	34	1:58.422	49.687	122	23.745	235	44.990	174
17	1:42.959	52.371	123	25.598	233	24.990	184	35	1:36.784	49.172	125	23.600	239	24.012	183
18	1:41.533	52.160	122	24.796	235	24.577	183								

21	Sebastian Asch, DEU/ Luca Ludwig, DEU							theoretical besttime: 1:29.464							
1	1:44.666	1:00.260	133	22.586	244	21.820	192	19	1:37.812	49.944	129	24.095	237	23.773	188
2	1:32.228	46.760	133	22.729	245	22.739	193	20	1:37.413	49.702	129	24.166	236	23.545	188
3	1:30.533	46.012	136	22.534	243	21.987	192	21	1:36.809	49.483	129	23.808	237	23.518	187
4	1:29.464	45.373	136	22.372	243	21.719	192	22	1:36.543	49.481	130	23.575	238	23.487	185
5	1:30.481	45.740	135	22.586	247	22.155	191	23	1:36.986	49.528	129	23.709	237	23.749	186
6	1:31.687	46.510	131	23.105	245	22.072	192	24	1:38.038	49.875	126	24.389	238	23.774	185
7	1:37.496	48.867	124	24.913	242	23.716	191	25	1:38.401	50.001	127	24.115	238	24.285	184
8	1:49.288	52.206	113	25.938	225	31.144		26	1:39.536	50.553	123	24.457	238	24.526	185
9	2:36.775	1:46.708	124	25.461	235	24.606	187	27	1:39.455	51.065	124	24.513	238	23.877	186
10	1:39.757	51.149	127	24.818	237	23.790	188	28	1:39.311	50.886	122	24.723	238	23.702	185
11	1:39.729	50.717	122	24.963	236	24.049	187	29	1:40.490	51.013	123	25.067	237	24.410	186



ADAC GT Masters

Lap Analysis Race 1

Provisional



Nürburgring, Length: 3629 m

Air temperature: 16.4°C

Track temperature: 21.0°C

Weather condition: Wet

DMSB Reg. Nr.: 212/2015

Saturday 15.8.2015 13:15

Lap	Time	SE1	SP1	SE2	SP2	SE3	SP3	Lap	Time	SE1	SP1	SE2	SP2	SE3	SP3
12	1:39.520	50.656	128	24.680	236	24.184	189	30	1:41.498	51.669	123	25.277	234	24.552	187
13	1:47.222	51.076	128	24.782	222	31.364	101	31	1:41.680	51.734	119	25.069	233	24.877	184
14	2:26.690	1:15.155	83	37.907	106	33.628	105	32	1:40.992	51.091	125	24.564	237	25.337	185
15	2:12.409	1:04.999	93	31.425	155	35.985		33	1:38.996	50.759	126	24.253	238	23.984	186
16	2:48.526	1:56.161	123	27.014	219	25.351	186	34	1:40.635	50.180	113	24.734	239	25.721	180
17	1:40.318	50.992	128	25.171	229	24.155	187	35	1:37.240	49.803	126	23.804	239	23.633	186
18	1:39.139	50.594	125	24.462	237	24.083	186								

22 Dominic Jöst, DEU/ Florian Scholze, DEU

theoretical besttime: 1:29.633

1	1:43.423	56.279	128	23.118	250	24.026	194	19	2:00.287	1:08.207	116	24.363	240	27.717	
2	1:32.058	46.896	131	22.662	246	22.500	194	20	2:55.152	2:06.189	117	24.569	231	24.394	185
3	1:29.656	45.619	133	22.327	247	21.710	196	21	1:38.334	51.155	124	23.576	245	23.603	185
4	1:30.986	45.596	119	22.783	248	22.607	193	22	1:35.628	49.498	128	22.814	247	23.316	185
5	1:30.829	46.215	130	22.550	248	22.064	193	23	1:38.460	50.858	127	24.299	241	23.303	186
6	1:32.241	46.659	130	22.778	249	22.804	195	24	1:39.150	51.109	123	24.147	236	23.894	187
7	1:38.289	49.543	117	24.942	237	23.804	192	25	1:41.554	52.237	115	24.755	243	24.562	185
8	1:44.834	52.937	108	26.380	231	25.517	189	26	1:44.426	53.038	120	26.278	228	25.110	187
9	1:52.324	54.795	101	26.688	225	30.841		27	1:43.997	52.997	113	26.311	229	24.689	185
10	2:51.380	2:01.502	123	25.167	237	24.711	186	28	1:47.509	54.519	110	27.305	226	25.685	187
11	1:41.922	52.298	125	25.087	239	24.537	187	29	1:48.949	55.049	110	27.159	224	26.741	181
12	1:41.721	51.764	119	25.320	234	24.637	187	30	1:49.877	56.164	111	27.008	225	26.705	182
13	1:41.652	51.704	122	25.064	233	24.884	184	31	1:48.282	55.671	115	26.623	226	25.988	186
14	2:10.756	59.621	111	38.270	106	32.865	98	32	1:41.333	54.043	121	23.880	245	23.410	189
15	2:04.166	1:04.011	113	32.488	147	27.667	188	33	1:37.839	51.650	127	23.052	247	23.137	190
16	2:04.316	1:04.248	93	32.927	162	27.141	188	34	1:36.499	50.040	131	22.743	248	23.716	191
17	1:40.159	50.895	117	24.925	239	24.339	188								
18	1:43.958	51.427	122	24.891	239	27.640									

23 Marc Gassner, DEU/ Florian Strauss, DEU

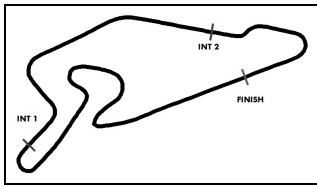
theoretical besttime: 1:29.375

1	1:36.167	51.502	133	22.732	247	21.933	194	19	1:43.899	50.674	122	24.606	241	28.619	
2	1:30.361	46.073	132	22.364	248	21.924	194	20	3:00.249	2:11.667	124	24.209	231	24.373	187
3	1:29.653	45.449	133	22.427	249	21.777	194	21	1:36.617	50.329	127	22.962	246	23.326	187
4	1:29.810	45.802	132	22.330	247	21.678	196	22	1:34.153	48.493	131	22.691	247	22.969	188
5	1:29.411	45.404	132	22.293	249	21.714	196	23	1:33.582	47.424	130	23.338	247	22.820	189
6	1:30.317	45.861	127	22.641	249	21.815	195	24	1:35.626	48.749	128	24.023	238	22.854	190
7	1:37.600	48.696	122	24.846	247	24.058	191	25	1:40.091	49.642	127	23.472	249	26.977	180
8	1:44.419	52.554	114	26.138	234	25.727	186	26	1:40.413	50.780	122	25.119	242	24.514	187
9	1:52.877	54.354	115	27.623	216	30.900		27	1:38.606	50.648	125	24.191	246	23.767	191
10	3:08.303	2:17.905	115	25.532	240	24.866	187	28	1:40.920	51.136	111	26.128	235	23.656	190
11	1:41.635	51.739	124	25.211	240	24.685	180	29	1:42.481	52.419	116	25.890	235	24.172	190
12	1:42.693	52.742	121	25.329	239	24.622	188	30	1:44.686	52.720	112	25.746	237	26.220	185
13	1:41.682	51.904	125	25.284	237	24.494	189	31	1:43.705	53.769	119	24.755	244	25.181	191
14	2:08.124	57.128	110	37.889	102	33.107	95	32	1:38.697	50.611	127	23.319	248	24.767	190
15	2:04.258	1:04.089	110	32.098	144	28.071	183	33	1:38.812	50.934	120	23.433	249	24.445	189
16	2:03.710	1:03.992	86	32.560	161	27.158	189	34	1:34.549	49.283	132	22.642	249	22.624	189
17	1:40.184	51.063	123	24.667	242	24.454	188	35	1:31.944	47.222	132	22.566	248	22.156	192
18	1:40.332	51.287	124	25.034	238	24.011	188								

24 Florian Stoll, DEU/ Marc Basseng, DEU

theoretical besttime: 1:29.659

1	1:37.675	52.787	131	22.966	241	21.922	188	18	1:45.632	55.024	111	25.895	232	24.713	183
2	1:30.326	45.908	133	22.584	241	21.834	190	19	1:42.727	52.861	115	25.364	234	24.502	180
3	1:29.884	45.770	132	22.478	240	21.636	187	20	1:39.715	52.171	119	23.806	238	23.738	182
4	1:29.963	45.874	132	22.445	239	21.644	189	21	1:36.689	50.330	127	23.182	239	23.177	185
5	1:29.713	45.610	131	22.499	241	21.604	191	22	1:35.040	49.237	128	22.815	242	22.988	185
6	1:30.541	46.024	132	22.721	243	21.796	190	23	1:34.252	48.487	129	23.084	240	22.681	187
7	1:37.514	48.811	127	24.889	237	23.814	187	24	1:35.698	48.211	130	24.229	242	23.258	186
8	1:43.859	52.548	119	25.899	231	25.412	182	25	1:40.009	51.885	126	23.677	241	24.447	180
9	1:46.986	54.617	109	26.720	223	25.649	182	26	1:39.620	50.900	121	24.796	239	23.924	185
10	1:48.053	54.912	116	26.915	226	26.226	179	27	1:38.311	50.959	124	24.200	242	23.152	186
11	1:47.371	54.401	114	27.028	223	25.942	181	28	1:40.615	52.452	120	24.898	239	23.265	185
12	1:48.748	55.051	116	26.798	226	26.899	173	29	1:41.898	52.149	118	26.032	233	23.717	183



ADAC GT Masters



Lap Analysis Race 1

Provisional

Nürburgring, Length: 3629 m

Air temperature: 16.4°C

Track temperature: 21.0°C

Weather condition: Wet

DMSB Reg. Nr.: 212/2015

Saturday 15.8.2015 13:15

Lap	Time	SE1	SP1	SE2	SP2	SE3	SP3	Lap	Time	SE1	SP1	SE2	SP2	SE3	SP3
13	2:23.272	1:08.912	97	37.365	104	36.995	101	30	1:42.193	52.366	121	25.570	237	24.257	181
14	2:26.554	1:15.739	92	36.876	106	33.939	122	31	1:41.019	51.971	125	24.817	239	24.231	185
15	2:12.818	1:05.125	99	32.653	154	35.040		32	1:38.328	50.651	115	24.021	239	23.656	184
16	2:52.041	1:58.446	112	27.570	215	26.025	178	33	1:35.974	50.062	128	23.150	239	22.762	188
17	1:47.867	55.203	116	26.964	223	25.700	179	34	1:34.748	48.795	129	23.391	243	22.562	187

33 Alexander Mattschull, DEU/ Renger van der Zande, NLD

theoretical besttime: 1:30.746

1	1:43.186	55.415	132	23.505	242	24.266	190	19	1:38.573	50.612	125	24.258	236	23.703	187
2	1:32.567	46.650	129	23.044	245	22.873	189	20	1:37.647	50.349	123	23.732	236	23.566	186
3	1:32.739	46.727	130	22.836	244	23.176	190	21	1:37.370	49.984	125	23.561	236	23.825	184
4	1:31.207	46.396	130	22.854	241	21.957	191	22	1:37.690	49.738	121	23.639	237	24.313	182
5	1:30.746	46.104	134	22.750	242	21.892	191	23	1:39.022	50.491	117	24.008	236	24.523	183
6	1:32.148	46.456	130	23.261	243	22.431	190	24	1:39.532	50.602	114	24.569	236	24.361	183
7	1:39.352	49.608	119	25.777	230	23.967	187	25	1:42.877	52.399	122	24.018	238	26.460	180
8	1:46.333	53.916	115	26.722	219	25.695	183	26	1:40.908	52.001	120	24.667	236	24.240	182
9	1:54.568	55.161	111	27.384	219	32.023		27	1:40.540	51.489	118	24.601	236	24.450	182
10	2:49.412	1:58.410	117	26.209	226	24.793	185	28	1:40.647	51.650	117	24.762	235	24.235	184
11	1:43.385	52.928	123	25.808	229	24.649	185	29	1:41.501	51.933	122	25.465	235	24.103	184
12	1:45.072	54.432	120	25.705	228	24.935	182	30	1:41.120	51.831	121	25.053	235	24.236	186
13	1:42.952	52.573	119	25.540	231	24.839	182	31	1:42.111	53.298	120	24.547	237	24.266	186
14	2:00.141	52.968	115	34.539	112	32.634	100	32	1:39.332	50.762	124	24.360	236	24.210	185
15	2:10.100	1:04.420	112	31.875	147	33.805		33	1:38.052	49.858	123	24.129	235	24.065	185
16	2:48.023	1:58.348	111	25.490	234	24.185	186	34	1:39.036	50.429	121	24.086	237	24.521	184
17	1:41.623	51.949	123	24.978	235	24.696	187	35	1:38.321	50.636	123	23.985	237	23.700	184
18	1:39.603	51.048	126	24.514	235	24.041	187								

36 Martin Ragginger, AUT/ Klaus Bachler, AUT

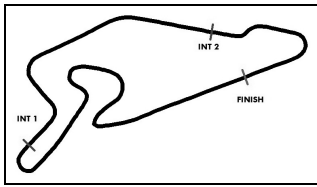
theoretical besttime: 1:28.546

1	1:32.266	48.248	132	22.461	242	21.557	191	14	2:22.906	1:12.061	96	37.579	108	33.266	121
2	1:28.769	45.207	135	22.229	240	21.333	190	15	2:07.009	1:04.665	87	31.866	146	30.478	164
3	1:28.602	45.032	136	22.181	242	21.389	190	16	2:04.866	1:04.984	93	33.090	152	26.792	186
4	1:28.969	45.271	134	22.232	241	21.466	190	17	1:39.242	50.528	127	24.729	234	23.985	185
5	1:28.920	45.222	135	22.268	242	21.430	190	18	1:38.668	50.447	129	24.383	235	23.838	187
6	1:29.664	45.483	134	22.609	241	21.572	189	19	1:43.392	50.257	130	24.283	235	28.852	
7	1:35.020	47.580	125	24.247	240	23.193	188	20	2:47.315	1:58.732	125	23.918	239	24.665	183
8	1:42.135	51.371	127	26.244	224	24.520	187	21	1:35.873	49.562	133	23.132	242	23.179	183
9	1:46.349	53.459	117	27.017	217	25.873	185	22	1:33.341	47.980	133	22.686	242	22.675	187
10	1:45.872	53.718	119	26.575	221	25.579	181	23	1:33.102	47.349	130	22.857	246	22.896	187
11	1:53.271	55.060	114	27.225	220	30.986		24	1:35.873	49.130	134	23.799	243	22.944	185
12	2:53.693	2:03.470	125	25.637	230	24.586	185	25	1:40.078	48.973	128	23.955	243	27.150	175
13	1:41.424	52.001	122	25.055	234	24.368	156								

42 Hari Proczyk, AUT/ Bernd Schneider, DEU

theoretical besttime: 1:30.045

1	1:39.038	53.472	129	23.255	244	22.311	190	19	1:37.650	49.972	129	24.066	238	23.612	188
2	1:31.129	46.464	131	22.751	243	21.914	192	20	1:37.445	50.035	126	23.875	238	23.535	187
3	1:30.108	45.739	133	22.607	242	21.762	191	21	1:37.254	49.808	127	23.509	241	23.937	186
4	1:30.140	45.734	132	22.616	243	21.790	192	22	1:37.851	50.410	126	23.487	242	23.954	185
5	1:30.311	45.785	135	22.549	245	21.977	192	23	1:37.774	49.820	125	24.033	239	23.921	185
6	1:30.791	45.967	130	22.863	245	21.961	192	24	1:38.709	50.074	125	24.642	238	23.993	183
7	1:38.621	49.322	124	24.927	242	24.372	189	25	1:39.656	51.114	121	24.225	237	24.317	184
8	1:46.161	53.098	116	26.955	231	26.108	186	26	1:40.325	51.100	115	25.035	240	24.190	184
9	1:52.055	54.725	112	27.056	229	30.274		27	1:39.846	50.525	120	24.396	242	24.925	185
10	2:43.932	1:53.958	118	25.591	238	24.383	187	28	1:39.634	50.875	118	24.857	238	23.902	184
11	1:41.810	52.304	127	25.196	237	24.310	187	29	1:40.264	51.311	116	25.097	238	23.856	182
12	1:42.120	52.082	118	25.715	234	24.323	188	30	1:40.472	51.187	121	24.973	239	24.312	188
13	1:42.428	52.740	115	25.668	229	24.020	187	31	1:39.336	50.644	122	24.603	239	24.089	187
14	2:20.876	1:09.829	107	37.802	107	33.245	106	32	1:39.430	50.801	112	24.400	240	24.229	187
15	2:10.486	1:04.600	103	32.090	160	33.796		33	1:37.266	49.618	125	23.785	240	23.863	185
16	2:51.378	2:01.349	118	25.349	236	24.680	186	34	1:36.867	49.413	124	23.402	239	24.052	185
17	1:41.675	51.802	122	24.903	238	24.970	186	35	1:36.798	49.517	127	23.494	241	23.787	185
18	1:39.586	50.654	126	24.619	239	24.313	187								



ADAC GT Masters

Lap Analysis Race 1

Provisional



Nürburgring, Length: 3629 m

Air temperature: 16.4°C

Track temperature: 21.0°C

Weather condition: Wet

DMSB Reg. Nr.: 212/2015

Saturday 15.8.2015 13:15

Lap	Time	SE1	SP1	SE2	SP2	SE3	SP3	Lap	Time	SE1	SP1	SE2	SP2	SE3	SP3
-----	------	-----	-----	-----	-----	-----	-----	-----	------	-----	-----	-----	-----	-----	-----

66 Andreas Wirth, DEU/ Daniel Keilwitz, DEU

theoretical besttime: 1:30.204

1	1:39.384	53.884	130	23.095	248	22.405	192	14	2:26.759	1:15.340	101	37.532	107	33.887	106
2	1:31.199	46.502	133	22.632	246	22.065	196	15	2:12.753	1:05.186	108	31.662	146	35.905	
3	1:30.521	45.978	133	22.556	245	21.987	195	16	2:51.605	1:56.912	108	27.947	220	26.746	185
4	1:30.508	45.969	131	22.603	244	21.936	195	17	1:48.743	56.051	107	26.794	234	25.898	189
5	1:30.214	45.824	132	22.444	246	21.946	195	18	1:44.256	53.678	115	25.660	235	24.918	189
6	1:31.074	46.216	130	22.801	246	22.057	196	19	1:41.844	52.757	123	24.786	240	24.301	189
7	1:37.741	48.616	125	24.716	244	24.409	192	20	1:39.302	51.885	124	23.815	245	23.602	191
8	1:46.120	52.979	115	26.996	225	26.145	190	21	1:36.559	50.392	129	22.982	247	23.185	192
9	1:47.301	54.484	118	26.475	235	26.342	185	22	1:35.694	49.199	129	23.605	245	22.890	188
10	1:48.882	56.071	115	26.412	233	26.399	186	23	1:34.373	48.511	129	23.052	252	22.810	193
11	1:49.895	55.952	112	26.790	224	27.153	185	24	1:35.295	48.384	130	23.907	243	23.004	193
12	1:49.986	56.091	116	27.153	224	26.742	182	25	1:48.668	50.883	128	23.272	248	34.513	161
13	2:13.607	59.307	92	37.022	92	37.278	102	26	2:08.193	1:02.339	100	31.634	170	34.220	

69 Diego Alessi, ITA/ Patrick Assenheimer, DEU

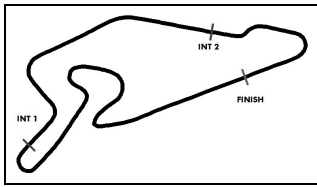
theoretical besttime: 1:29.750

1	1:42.590	56.585	128	22.914	249	23.091	191	19	1:40.637	51.101	127	25.175	222	24.361	187
2	1:31.302	46.911	126	22.712	245	21.679	192	20	1:38.859	50.268	127	24.237	241	24.354	187
3	1:30.039	45.785	134	22.439	247	21.815	193	21	1:38.236	49.930	126	23.796	240	24.510	188
4	1:31.160	45.835	131	22.534	247	22.791	195	22	1:38.260	50.281	121	24.275	241	23.704	189
5	1:29.752	45.715	133	22.356	247	21.681	194	23	1:37.993	49.668	116	23.992	234	24.333	185
6	1:30.497	45.854		22.673	247	21.970	191	24	1:39.713	50.841	124	24.220	239	24.652	186
7	1:38.415	49.378	123	25.386	242	23.651	192	25	1:40.178	50.772	122	24.072	239	25.334	184
8	1:50.687	52.774	119	27.043	214	30.870		26	1:39.945	51.070	120	24.456	239	24.419	187
9	2:45.129	1:55.121	118	25.515	238	24.493	188	27	1:39.866	50.940	113	24.411	240	24.515	182
10	1:41.388	51.906	119	25.173	240	24.309	189	28	1:39.967	51.018	118	24.625	240	24.324	185
11	1:42.077	52.744	123	25.106	239	24.227	188	29	1:41.286	51.649	119	25.301	239	24.336	185
12	1:41.416	51.845	120	25.274	236	24.297	188	30	1:40.674	51.087	119	25.051	240	24.536	185
13	1:41.753	52.226	118	25.171	231	24.356	187	31	1:40.271	50.924	119	24.717	240	24.630	186
14	2:22.123	1:11.465	96	37.881	105	32.777	111	32	1:39.007	50.788	122	24.230	240	23.989	187
15	2:10.852	1:05.018	98	32.031	160	33.803		33	1:37.977	49.978	122	24.043	240	23.956	188
16	2:54.453	2:03.917	112	26.350	225	24.186	188	34	1:38.188	50.404	121	23.849	240	23.935	186
17	1:40.998	50.929	123	25.279	234	24.790	188	35	1:38.970	50.278	120	23.771	241	24.921	184
18	1:41.254	51.945	124	24.639	240	24.670	188								

80 Dominik Baumann, AUT/ Jens Klingmann, DEU

theoretical besttime: 1:29.624

1	1:38.102	53.033	128	23.054	241	22.015	190	19	1:39.240	50.951	128	24.243	235	24.046	184
2	1:30.391	45.898	130	22.593	242	21.900	186	20	1:38.017	50.121	129	24.109	235	23.787	185
3	1:29.738	45.546	133	22.471	243	21.721	191	21	1:37.027	49.576	128	23.668	236	23.783	183
4	1:30.034	45.775	133	22.513	242	21.746	192	22	1:36.637	49.244	126	23.553	236	23.840	183
5	1:29.881	45.803	132	22.448	242	21.630	192	23	1:36.858	49.216	125	23.710	237	23.932	183
6	1:30.556	45.898	129	22.901	242	21.757	189	24	1:38.439	49.959	124	24.528	236	23.952	184
7	1:38.922	49.483	124	25.346	235	24.093	187	25	1:39.061	50.776	124	24.078	236	24.207	185
8	1:44.904	53.215	115	26.317	230	25.372	180	26	1:39.841	50.941	121	24.512	236	24.388	183
9	1:51.719	53.969	116	27.461	222	30.289		27	1:39.914	51.517	122	24.303	236	24.094	183
10	2:40.237	1:50.485	122	25.350	233	24.402	182	28	1:45.374	56.599	116	24.930	235	23.845	183
11	1:40.840	51.530	127	25.031	234	24.279	185	29	1:40.684	51.806	121	25.116	236	23.762	184
12	1:42.428	51.403	121	26.042	215	24.983	183	30	1:40.986	51.822	121	25.127	235	24.037	183
13	1:43.051	51.848	127	25.060	233	26.143	121	31	1:40.124	51.203	123	24.820	236	24.101	185
14	2:25.376	1:14.285	95	38.127	101	32.964	121	32	1:39.057	50.688	125	24.283	236	24.086	184
15	2:12.367	1:05.036	95	31.662	147	35.669		33	1:39.057	50.381	123	23.829	237	24.847	184
16	2:48.915	1:57.041	116	26.370	221	25.504	183	34	1:38.486	49.676	122	24.092	238	24.718	184
17	1:42.345	53.081	125	24.885	228	24.379	187	35	1:37.522	49.877	123	23.886	236	23.759	181
18	1:39.781	51.166	125	24.582	234	24.033	185								



ADAC GT Masters

Lap Analysis Race 1

Provisional



Nürburgring, Length: 3629 m

Air temperature: 16.4°C

Track temperature: 21.0°C

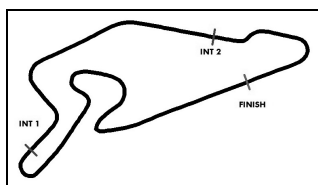
Weather condition: Wet

DMSB Reg. Nr.: 212/2015

Saturday 15.8.2015 13:15

Lap	Time	SE1	SP1	SE2	SP2	SE3	SP3	Lap	Time	SE1	SP1	SE2	SP2	SE3	SP3
99 Nico Bastian, DEU/ Stef Dusseldorp, NLD								theoretical besttime: 1:30.188							
1	1:39.800	53.724	122	23.507	245	22.569	190	19	1:39.413	51.301	128	24.311	237	23.801	187
2	1:31.244	46.479	128	22.931	242	21.834	191	20	1:38.205	50.079	128	24.072	236	24.054	185
3	1:30.446	45.990	131	22.556	245	21.900	191	21	1:37.660	50.257	129	23.720	237	23.683	186
4	1:30.446	45.865	130	22.636	244	21.945	192	22	1:37.157	49.452	129	23.790	237	23.915	185
5	1:30.208	45.846	132	22.508	246	21.854	190	23	1:37.384	49.405	128	23.930	237	24.049	185
6	1:31.092	46.171	129	22.855	245	22.066	189	24	1:38.420	49.780	123	24.731	236	23.909	184
7	1:37.394	48.652	121	24.704	244	24.038	189	25	1:39.640	51.085	124	24.214	237	24.341	183
8	1:44.708	52.386	110	26.708	224	25.614	188	26	1:40.504	51.444	120	24.633	237	24.427	184
9	1:50.550	53.289	110	27.010	221	30.251		27	1:39.435	50.753	121	24.516	237	24.166	185
10	2:34.267	1:44.022	121	25.467	235	24.778	186	28	1:40.028	51.087	119	24.828	237	24.113	185
11	1:40.696	51.203	127	25.040	235	24.453	186	29	1:40.528	51.397	119	25.036	237	24.095	186
12	1:40.202	50.775	124	24.985	235	24.442	186	30	1:40.836	51.681	119	25.044	236	24.111	186
13	1:46.645	50.879	124	25.101	223	30.665	97	31	1:40.909	50.898	120	25.579	225	24.432	186
14	2:27.008	1:15.518	88	37.624	93	33.866	105	32	1:39.613	50.550	124	24.602	239	24.461	186
15	2:12.469	1:04.805	116	31.844	147	35.820		33	1:38.904	50.197	124	24.654	239	24.053	186
16	2:47.071	1:56.400	114	26.177	232	24.494	185	34	1:38.521	49.771	124	24.096	238	24.654	181
17	1:41.254	52.191	124	24.883	236	24.180	186	35	1:39.396	51.543	119	24.041	239	23.812	185
18	1:39.727	51.457	126	24.435	236	23.835	187								

Lap	Time	SE1	SP1	SE2	SP2	SE3	SP3	Lap	Time	SE1	SP1	SE2	SP2	SE3	SP3
100 Daniel Dobitsch, AUT/ Edward Sandström, SWE								theoretical besttime: 1:29.578							
1	1:38.704	53.236	128	23.328	240	22.140	186	19	1:38.212	50.252	128	24.004	237	23.956	186
2	1:30.670	46.286	129	22.714	239	21.670	188	20	1:37.507	49.722	128	24.032	235	23.753	185
3	1:29.787	45.666	134	22.502	240	21.619	188	21	1:36.524	49.288	128	23.625	237	23.611	185
4	1:30.146	45.884	128	22.618	239	21.644	189	22	1:36.576	49.251	127	23.704	237	23.621	184
5	1:29.694	45.554	133	22.618	240	21.522	189	23	1:36.881	49.343	126	23.842	237	23.696	184
6	1:31.037	46.265	132	23.016	240	21.756	189	24	1:38.394	49.866	125	24.497	237	24.031	182
7	1:37.549	48.874	123	24.686	238	23.989	182	25	1:39.127	50.967	127	24.049	238	24.111	183
8	1:44.089	52.571	122	25.831	230	25.687	184	26	1:39.639	50.800	121	24.431	237	24.408	183
9	1:47.748	55.143	114	26.667	229	25.938	184	27	1:39.093	50.533	122	24.239	238	24.321	183
10	1:46.788	54.122	115	26.574	231	26.092	180	28	1:38.963	50.567	122	24.514	237	23.882	183
11	1:47.754	54.771	118	26.935	229	26.048	179	29	1:39.924	51.033	121	24.883	236	24.008	184
12	1:48.406	54.562	114	26.932	230	26.912	170	30	1:39.945	51.010	118	24.844	237	24.091	184
13	2:22.360	1:08.270	95	37.083	102	37.007	103	31	1:39.770	50.999	123	24.685	237	24.086	185
14	2:26.572	1:15.755	90	36.817	98	34.000	117	32	1:40.004	50.982	121	24.487	238	24.535	184
15	2:12.777	1:05.673	107	32.129	145	34.975		33	1:37.739	50.110	124	23.965	237	23.664	184
16	2:55.127	2:04.356	114	26.074	218	24.697	184	34	1:37.021	49.697	124	23.786	236	23.538	185
17	1:41.033	51.608	127	25.223	234	24.202	185	35	1:36.873	49.598	124	23.688	237	23.587	183
18	1:39.663	51.029	127	24.646	236	23.988	184								



ADAC GT Masters

Pit stops Race 1

Provisional



Nürburgring, Length: 3629 m

Air temperature: 16.6°C

Track temperature: 21.1°C

Weather condition: Wet

DMSB Reg. Nr.: 212/2015

Saturday 15.8.2015 13:15

Nr	Driver in	Day time in	Time in	Driver out	Day time out	Time out	Nett Time
3	Andreas Weishaupt	13:25:52	9:56.695	Andreas Weishaupt	13:26:54	10:57.865	1:01.170
2	Jordan Lee Pepper	13:26:52	10:55.747	Jordan Lee Pepper	13:27:50	11:54.079	58.332
69	Diego Alessi	13:28:36	12:40.455	Diego Alessi	13:29:43	13:47.641	1:07.186
1	Stefan Wackerbauer	13:28:37	12:41.465	Stefan Wackerbauer	13:29:41	13:44.819	1:03.354
21	Sebastian Asch	13:28:38	12:41.897	Sebastian Asch	13:29:38	13:41.737	59.840
7	Luca Stolz	13:28:38	12:42.390	Luca Stolz	13:29:53	13:57.482	1:15.092
23	Marc Gassner	13:30:13	14:16.736	Marc Gassner	13:31:41	15:45.506	1:28.770
80	Dominik Baumann	13:30:16	14:20.310	Dominik Baumann	13:31:19	15:23.360	1:03.050
99	Nico Bastian	13:30:18	14:22.072	Nico Bastian	13:31:15	15:19.144	57.072
42	Hari Proczyk	13:30:20	14:24.541	Hari Proczyk	13:31:27	15:30.878	1:06.337
22	Dominic Jöst	13:30:26	14:30.687	Dominic Jöst	13:31:41	15:44.712	1:14.025
33	Alexander Mattschull	13:30:35	14:39.018	Alexander Mattschull	13:31:44	15:47.988	1:08.970
12	Jacub Knoll	13:30:40	14:44.197	Jacub Knoll	13:31:57	16:01.204	1:17.007
19	Claudia Hürtgen	13:32:01	16:05.123	Claudia Hürtgen	13:33:13	17:17.111	1:11.988
36	Martin Ragginger	13:33:32	17:35.915	Martin Ragginger	13:34:48	18:52.307	1:16.392
8	Clemens Schmid	13:42:34	26:38.090	Clemens Schmid	13:43:48	27:51.811	1:13.721
16	Rahel Frey	13:42:35	26:38.811	Philip Geipel	13:43:41	27:45.464	1:06.653
24	Florian Stoll	13:42:35	26:39.235	Florian Stoll	13:43:43	27:46.763	1:07.528
100	Daniel Dobitsch	13:42:36	26:40.169	Edward Sandström	13:43:48	27:52.585	1:12.416
3	Andreas Weishaupt	13:42:37	26:41.358	Andreas Weishaupt	13:43:47	27:51.330	1:09.972
66	Andreas Wirth	13:42:38	26:42.011	Andreas Wirth	13:43:44	27:48.568	1:06.557
2	Jordan Lee Pepper	13:42:38	26:42.644	Nicki Thiim	13:43:45	27:49.242	1:06.598
99	Nico Bastian	13:42:39	26:43.355	Nico Bastian	13:43:45	27:49.451	1:06.096
21	Sebastian Asch	13:42:40	26:43.981	Luca Ludwig	13:43:46	27:50.680	1:06.699
80	Dominik Baumann	13:42:40	26:44.711	Dominik Baumann	13:43:47	27:51.037	1:06.326
69	Diego Alessi	13:42:41	26:45.191	Diego Alessi	13:43:54	27:57.870	1:12.679
42	Hari Proczyk	13:42:42	26:46.023	Hari Proczyk	13:43:51	27:55.695	1:09.672
19	Claudia Hürtgen	13:42:43	26:46.859	Claudia Hürtgen	13:43:50	27:54.468	1:07.609
7	Luca Stolz	13:42:44	26:47.745	Vincent Abril	13:43:49	27:53.485	1:05.740
33	Alexander Mattschull	13:42:46	26:50.067	Alexander Mattschull	13:43:53	27:57.582	1:07.515
12	Jacub Knoll	13:44:49	28:53.554	Lennart Marioneck	13:46:01	30:04.745	1:11.191
22	Dominic Jöst	13:48:07	32:10.874	Dominic Jöst	13:48:30	32:34.134	23.260
36	Martin Ragginger	13:49:43	33:47.189	Klaus Bachler	13:50:54	34:58.349	1:11.160
1	Stefan Wackerbauer	13:49:44	33:48.248	Stefan Wackerbauer	13:50:51	34:55.492	1:07.244
23	Marc Gassner	13:49:47	33:51.340	Florian Strauss	13:51:10	35:14.082	1:22.742
22	Dominic Jöst	13:50:07	34:10.936	Dominic Jöst	13:51:23	35:27.042	1:16.106
66	Andreas Wirth	14:02:42	46:46.139				